

CUSA



HILLTOPPERS

2015


FOOTBALL MEDIA GUIDE
@WKUFOOTBALL WKUSPORTS.COM

BRANDON DOUGHTY

2014 C-USA MOST VALUABLE PLAYER

2014 SAMMY BAUGH TROPHY

***POPEYES BAHAMAS BOWL
OFFENSIVE PLAYER
OF THE GAME***



***POPEYES BAHAMAS BOWL
CHAMPIONS***



When WKU announced it would be moving to Conference USA beginning with the 2014-15 athletic year, the athletic department knew it would get every league member's best shot as the "new kid on the block."

WKU Athletics delivered in historic and record-setting fashion this year, putting together the best all-around year of all 14 C-USA members in terms of conference competition, postseason play and academics.

CONFERENCE COMPETITION

WKU won eight C-USA championships, a bowl game and a men's swimming and diving conference invitational title in 2014-15, and the eight total league championships tied the C-USA record for its 20-year history (Tulsa, 8; 2011-12).

WKU's volleyball, women's basketball and softball programs all won both the conference regular-season and tournament titles, and the Hilltopper Indoor Track and Field and Lady Topper Outdoor Track and Field programs also captured C-USA championships.

The overall success of the athletic department in 2014-15 also earned WKU a league-high point total in all-sports rankings, marking the second-straight year WKU has won an all-sports title. Using a formula that awards the most points for a first-place conference finish, the second-most points for a second-place finish and so on, across all league-sponsored sports, WKU topped Rice for the most points in C-USA after winning the 2014 Bubas Cup all-sports title in its final year in the Sun Belt Conference.

In addition, WKU student-athletes won 55 C-USA Player of the Week awards in 2014-15, the most in the conference and topping second-place Rice by 16 awards.

POSTSEASON PLAY

With volleyball, women's basketball and softball all winning C-USA Tournament titles and participating in the NCAA Tournament, WKU was one of just 12 programs in the nation to have all three programs play in the NAAs. The three programs combined for 94 wins in 2014-15, which was the second-highest victory total among the 12 programs.

The 12 programs with volleyball, women's basketball and softball all playing in the NCAA Tournament, with combined win totals, are Florida State (107), WKU (94), Washington (94), BYU (92), North Carolina (91), Texas (88), Oklahoma (86), Arizona State (83), Texas A&M (82), LSU (81), Kentucky (80) and Nebraska (78).

By becoming bowl eligible for the fourth-straight season in 2014, the WKU Football program holds the longest bowl-eligible streak in C-USA. The win in the inaugural Popeyes Bahamas Bowl gave WKU its second-straight eight-win season behind the strength of the nation's fourth-best offense.

ACADEMICS

WKU saw 56 student-athletes receive 2015 C-USA Commissioner's Academic Medals for having a grade point average of 3.75 or higher, the most of any school in the league.

WKU saw each of its teams achieve an Academic Progress Rate score of 947 or higher in the NCAA's latest APR release, all exceeding the NCAA-mandated 930 score by at least 17 points.



1	WKU Leads Conference USA
2	Table of Contents
3	Quick Facts
4	Media Information
8	Houchens-Smith Stadium
10	Alphabetical Roster
12	Numerical Roster
14	Hilltopper Breakdown (Returning Letterwinners)
15	Hilltopper Breakdown (By Position Group)
16	Hilltopper Breakdown (What Returns/By State)
17	Hilltopper IMG Sports Network

2015 OUTLOOK

20	Preseason Notebook
21	2014 Season Outlook
24	2014 Depth Chart

COACHING STAFF

26	Head Coach Jeff Brohm
32	Nick Holt
33	Tyson Helton
34	Ricky Brumfield
35	Neil Callaway
36	Mike Cassity
37	Ken Delgado
38	Don Dunn
39	Bryan Ellis
40	Jamarcus Shephard
41	Support Staff
46	Hilltopper Strength
48	Coaching Staff by the Numbers

Defensive Back Wonderful Terry



HILLTOPPERS

50	Player Directory
51	Hilltoppers Bios

2014 REVIEW

84	2014 Final Statistics
94	2014 Final Superlative
96	2014 Box Scores/Recaps

HISTORY

104	Team Records
113	Individual Records - Passing
115	Individual Records - Receiving
116	Individual Records - Rushing
118	Individual Records - Total Offense
120	Individual Records - Special Teams
124	Individual Records - Defense
128	Top Individual Games
132	Yearly Team Statistics
134	Annual Statistics Leaders
138	NCAA Statistics Leaders
142	Hilltopper All-Americans
144	Hilltopper Honor Roll
147	Hilltopper Legends
148	Pro Hilltoppers
150	All-Time Letterwinners
160	All-Time Assistant Coaches
161	Stadium Records
162	Program Milestones
163	WKU Postseason Games
164	2002 National Championship
165	Year-By-Year Records
167	Series Records
168	All-Time Results

UNIVERSITY

182	Western Kentucky University
183	Bowling Green, Kentucky
184	University President
185	Director of Athletics
186	Senior Athletic Staff
187	Student-Athlete Outreach
188	Big Red

CONFERENCE USA

190	Conference USA
192	C-USA Championship Game
194	2015 C-USA Bowl Partners
198	2014 C-USA Final Statistics

OPPONENTS

202	2015 Opponent Profiles
206	2015 Series Breakdown
208	2015 Composite Schedule



2015 WKU FOOTBALL SCHEDULE

DATE	OPPONENT	TIME	TV
S 3	at Vanderbilt	7 p.m.	SEC Network
S 10	LA Tech*	7 p.m.	CBS SN
S 19	at Indiana	3 p.m.	ESPNews
S 26	Miami (Ohio)	2:30 p.m.	CBS SN
O 3	at Rice*	1:30 p.m.	FCS
O 10	Middle Tennessee*	TBA	Fox
O 15	at North Texas*	6:30 p.m.	CBS SN
O 24	at LSU	TBA	TBA
O 31	at Old Dominion*	TBA	Fox
N 7	Florida Atlantic (HC)*	TBA	Fox
N 21	at FIU*	TBA	Fox
N 27	Marshall*	11 a.m.	FS1

Home games in **Bold** * - Denotes C-USA Game All times Central

2014 WKU FOOTBALL SCHEDULE

OVERALL RECORD - 8-5 | C-USA RECORD - 4-4

DATE	OPPONENT	SCORE	ATTEND
A 29	Bowling Green	W, 59-31	17,217
S 6	at Illinois	L, 34-42	38,561
S 13	at Middle Tennessee*	L, 47-50 (3OT)	24,911
S 27	at Navy	W, 36-27	30,537
O 4	UAB*	L, 39-42	14,923
O 18	at Florida Atlantic*	L, 38-45	10,915
O 25	Old Dominion*	W, 66-51	17,886
N 1	at LA Tech*	L, 10-59	20,011
N 8	UTEP* (HC)	W, 35-27	18,472
N 15	Army	W, 52-24	16,819
N 22	UTSA*	W, 45-7	12,518
N 28	at Marshall*	W, 67-66 (OT)	23,576
D 24	vs. Central Michigan	W, 49-48	13,667

COACHING STAFF

NAME	POSITION	ALMA MATER
Jeff Brohm	Head Coach	Louisville, '89
Nick Holt	Associate HC/DC	U. of Pacific, '86
Tyson Helton	OC/Quarterbacks	Houston, '99
Ricky Brumfield	S. Teams/Corners	Utah State, '99
Neil Callaway	Offensive Line	Alabama, '78
Mike Cassity	Secondary	Kentucky, '76
Ken Delgado	Defensive Ends	San Jose St., '84
Don Dunn	Defensive Tackles	E. Tenn. St., '76
Bryan Ellis	Running Backs	UAB, '10
JaMarcus Shephard	Wide Receivers/S. Teams	DePauw, '05

CREDITS

- Editor:** Kyle Neaves
Asst. Editors: Jeremy Brown, Robert Sampson
Design/Layout: Kyle Neaves, Gerald Printing
Contributors: Adam Klupp, Damarious Gibson, Victoria Hoagland, Michael Schroeder
Photography: Bryan Lemon, Clinton Lewis, Joe Imel, Megan Stearman, Dr. James Robinson, Tim Porco, Trinity High School, University of Louisville, WKU Archives, IMG
Printing: Gerald Printing

SUPPORT STAFF

NAME	POSITION
Greg Brohm	Director of Football Operations
Dave Consiglio	Asst. Dir. Strength & Conditioning
Nate Dennison	Director of Player Personnel
Bennett Dettlinger	Offensive Graduate Assistant
Brian Ditmer	Head Equipment Manager
Zach Lankford	Offensive Quality Control
Justin Lovett	Strength & Conditioning Director
Chad McField	Strength & Conditioning Assistant
Sean Pugh	Character Coach
Domenic Reno	Asst. Dir. Strength & Conditioning
John Riley	Football Video Coordinator
Dan Rowe	Defensive Graduate Assistant
Bryan Schneider	Head Football Trainer
Chris Springer	Defensive Graduate Assistant
Travis Taylor	Asst. Director of Football Operations
Ryan Wallace	Offensive GA/Tight Ends

FOOTBALL INFORMATION

Starters Returning (O/D/S)	19 (7/9/3)
Starters Lost (O/D/S)	7 (4/2/1)
Lettermen Returning (O/D/S)	53 (23/27/3)
Lettermen Lost (O/D/S)	19 (10/8/1)
All-Time Record:	542-380-31 (.585)
All-Time Conference Record:	183-130-9 (.582)
Home Facility	Houchens-Smith Stadium
Capacity	22,113
Surface	FieldTurf
Stadium Opening	1968
Addition Completed	2008
First Year in FBS	2009

UNIVERSITY INFORMATION

Location	Bowling Green, Ky.
Founded	1906
Enrollment	20,178
Nickname	Hilltoppers
Colors	Red and White
Conference	Conference USA
President	Dr. Gary Ransdell
Provost	Dr. Gordon Emslie
Director of Athletics	Todd Stewart
Faculty Representative	Craig Martin

The 2015 WKU Football Media Guide is a publication of the WKU Athletic Media Relations Office. All text and photo content is property of WKU Athletics and Western Kentucky University and may not be reproduced without permission. This document was printed with state funds.

WKUSports.com is the official online home for all 16 sports on The Hill. Rosters, schedules, statistics, game notes, game recaps and media guides are constantly updated online.

Direct credential requests to:
Kyle Neaves, Director of Media Relations



WORKING CREDENTIALS: To request credentials, contact the Athletics Media Relations (AMR) office. All requests should be made as early as possible and should be limited to working press only. Requests made on gameday will not be approved. Working space in the Houchens-Smith Stadium press box is limited and a photo work room is available on the ground level for credentialed photographers.

Credentials will be screened and issued on a priority basis, with national publications, daily newspapers, wire services, originating radio and television networks, television tape crews and student newspapers from WKU and the visiting school receiving top priority. Requests from weekly newspaper, internet publications, and radio stations that cover WKU and the visiting team will be honored on a space-available basis. Requests for credentials will be reviewed on a case-by-case, year-by-year basis.

The Athletic Media Relations office has the final authority on whether any individuals from any organization will be issued media credentials. Complimentary tickets are not provided to the media.

Spouses, dates, equipment carriers and non-working members of the media are restricted from the pressbox, sidelines and interview areas. Any abuse of a credential to a WKU athletic event will result in the immediate removal of the media member from the event as well as the agency losing credential privileges for the remainder of the season.

MEDIA WILL-CALL: If not received by mail, credentials may be picked up at the media "Will Call" table, located next to the press box elevators on the lower level of the east side of the stadium between gates 4 and 5. Please be mindful that parking passes cannot be picked up at will-call and must be received prior to gameday.

PHOTOGRAPHERS: Credentials for photographers will be issued on the basis of circulation, with priority granted to agencies covering the participating schools on a regular basis. Credentials will not be issued to freelance photographers unless they are employed by a reputable publication or the AMR office of the participating schools. Per NCAA rule, images or likeness of current student-athletes may not be sold, distributed or used for commercial purposes.

SIDELINE AREAS: Excluding select portions of the game, media sideline access is reserved for photographers/videographers. Credentialed photographers/videographers who arrive at media "Will Call" without proper equipment will not be granted sideline access. When on the sideline, media must remain outside the bench area. This includes during pre-game activities.

FIELD AND LOCKER ROOM ACCESS: Photographers are allowed access to the playing field at only two points throughout the course of the event: when the Hilltoppers enter the field immediately prior to kickoff and immediately following the game.

WKU's locker room is closed at all times.

RECRUITS: Per NCAA rule, media are not permitted to have contact with a prospect or family members of a prospect during their visit (official or unofficial) to campus, including prospects in attendance at practice or games. Contact includes in-person conversations, phone calls, text messages, e-mails, etc. Media are also asked to make every effort to keep distance from prospects on campus, including at practice, during pre-game activities on the sidelines and in the stands.

GAMEDAY SERVICES: Members of the media covering WKU will be provided with pregame notes for both teams, a game program and a flipcard. Statistics and a running play-by-play will be handed out after each quarter. Approximately 30 minutes following the completion of the game, a final statistical book, including complete team and individual stats, running play-by-play and postgame quotes from players and coaches, will be available. The first run of books will be given directly to the visiting SID.

POSTGAME INTERVIEWS: For home games, Coach Jeff Brohm will hold a postgame news conference with the media in the team meeting room of Harbaugh Hall. AMR office representatives will be available to assist in postgame interviews. A member of the AMR staff will accompany members of the press wishing to go to the sidelines, beginning with five minutes remaining in the final quarter.

WEEKLY PRESS CONFERENCE: Coach Brohm holds a weekly press conference each Monday during the season, beginning at 11:30 a.m. (CT), in the Paul Just Media Center inside E.A. Diddle Arena. Select players will also be available at the weekly presser. For media members unable to attend, a teleconference line is available. Contact Kyle Neaves for more information.

PRACTICES: WKU football practices are open to media Tuesday and Wednesday for periods 1 through 4. Video is permitted for individual drills only during the open periods, although media may be alerted of other portions that are not available for video. Media should remain on the concrete strip on the East side of the stadium for photo and video purposes. Requests for players and assistants should be made by 11 a.m. on the day of practice.

DATES TO REMEMBER

July 21-22
Conference USA Football
Kick-Off (Boca Raton, Fla.)

August 4
Players report to camp
(First practice August 5)

August 8
WKU Football Media Day

August 15
WKU Football Fan Fest
(Diddle Arena)

August 24
Classes Begin

September 3
Season Opener at Vanderbilt
7 p.m. (SEC Network)



WKU ATHLETIC COMMUNICATIONS/
MEDIA RELATIONS OFFICE



Kyle Neaves **Director**
Football Contact
228-424-6921 (Cell)
270-745-3756 (Office)
Kyle.Neaves@wku.edu
@KyleNeaves_WKU



Jeremy Brown **Asst. Director**
Secondary Contact - Players
812-205-6229 (Cell)
270-745-5388 (Office)
Jeremy.Brown@wku.edu
@JBrownWKU



Robert Sampson **Asst. Director**
Secondary Contact - History
502-387-8950 (Cell)
270-745-2599 (Office)
Robert.Sampson@wku.edu
@RobertSampson

Athletic Media Relations Staff Directory

Michael Schroeder	Assistant A.D./Communications
Kyle Neaves	Director of Media Relations
Jeremy Brown	Assistant Director
Robert Sampson	Assistant Director
Whitney Tarpay	Assistant Director
Paul Just	SID Emeritus/Historian
Megan Stearman	Lead Photographer
Adam Klupp	Student Assistant
Lillie-Anne Mulligan	Student Assistant

Mailing Information

E.A. Diddle Arena c/o Media Relations
1605 Avenue of Champions
Bowling Green, KY 42101-6412

Website

WKUSports.com

Social Media

Twitter:

@WKUSports
@WKUFootball
@JeffBrohm
@WKUSportsPics

Facebook:

WKU Athletics
WKU Football

Instagram

@WKUSports
@WKU_Football

CONFERENCE USA MEDIA
RELATIONS OFFICE

Russ Anderson Assistant Commissioner
RDAnderson@c-usa.org

Mailing Information

Conference USA
5201 North O'Connor - Suite 300
Irving, Texas 75039

Phone

214-774-1300

Fax

214-496-0055

Website

ConferenceUSA.com

Social Media

Twitter:

@Conference_USA
@CUSAFB

Facebook:

Conference USA



WE ARE 'WKU'

Western Kentucky University has a long and storied history across its 16 Division I NCAA programs.

We respectfully ask that you refer to our University's athletic programs as the **WKU Hilltoppers** and **WKU Lady Toppers**.

Please refrain from using any of the following variations

W. Kentucky
Western Ky.

Western Kentucky
Western



PUBLICATIONS/WEBSITES

BOWLING GREEN DAILY NEWS

Rob Herbst (Sports Editor)
Zach Greenwell (Beat Writer)
Brad Stephens
Joe Imel
813 College Street
PO Box 90012
Bowling Green, KY 42102
(270) 781-1700

LOUISVILLE COURIER-JOURNAL

Tim Sullivan
525 W. Broadway
Louisville, KY 40202
(502) 582-4361

LEXINGTON HERALD-LEADER

John Clay
Mark Story
100 Main and Midland Avenue
Lexington, Kentucky 40508
(859) 231-3227

OWENSBORO MESSENGER-INQUIRER

Jim Pickens
1401 Frederic
Owensboro, KY 42141
(270) 926-0123

GLASGOW DAILY TIMES

Scott Wilson
P.O. Box 1179
Glasgow, KY 42142
270-678-5171

TENNESSEAN

David Ammenheuser
1100 Broadway
Nashville, TN 37202
615-259-8010

COLLEGE HEIGHTS HERALD (WKU Student Newspaper)

Jonah Phillips (Sports Editor)
Billy Rutledge
1906 College Heights Blvd. #11084
Bowling Green, KY 42101
270-745-2653

RIVALS.COM (TOPPER TALK)

Sean Williams (Publisher)
270-543-1370

SCOUT.COM (WKU INSIDER)

Jody Demling (Publisher)
Michael McCammon

TELEVISION

WBKO-ABC (Bowling Green)

Andrew Dawson (Sports Director)
Chad Bishop (Columnist)
2727 Russellville Road
PO Box 1300
Bowling Green, KY 42101-9800
(270) 781-1313

WKYU-PBS (Bowling Green)

David Brinkley
Jordan Basham, Jessica Gibbs
Academic Complex
1906 College Heights Boulevard #11035
Bowling Green, KY 42101
(270) 745-2400

WDRB-FOX (Louisville)

Tom Lane
John Lewis
Rick Bozich
Eric Crawford
634 West Muhammad Ali Blvd.
Louisville, KY 40203

WLKY-CBS (Louisville)

Fred Cowgill
Derek Forrest
1918 Mellwood Avenue
Louisville, KY 40206

WHAS-ABC (Louisville)

Kent Spencer
520 West Chestnut Street
Louisville, KY 40202

WAVE-NBC (Louisville)

Kent Taylor
Kendrick Haskins
Brian Winner
725 South Floyd Street
Louisville, KY 40203

WKRN-ABC (Nashville)

Cory Curtis
Dawn Davenport
Joe Leadingham
News 2, WKRN-TV
441 Murfreesboro Road
Nashville, TN 37210

WSMV-NBC (Nashville)

Rudy Kalis
Chris Harris
WSMV-TV
5700 Knob Road
Nashville, TN 37209

RADIO

HILLTOPPER/IMG SPORTS NETWORK

Chris Bloomfield (General Manager)
Randy Lee (Play-by-Play)
E.A. Diddle Arena
1605 Avenue of Champions
Bowling Green, KY 42101-6412
(270) 745-6065

WKYU-FM (Bowling Green)

Academic Complex
1906 College Heights Boulevard #11035
Bowling Green, KY 42101
(270) 745-5489

WKRD (Louisville)

Jody Demling
4000 Radio Drive #1
Louisville, Kentucky 40218

ESPN RADIO (Louisville)

Andy Sweeney
Drew Deener
11700 Commonwealth Drive
Louisville, KY 40299
(502) 267-9680

ESPN 1450 AM WWKU (Commonwealth Broadcasting)

Derron Steenberg
107 McIntosh Street, Suite 107
Bowling Green, KY 42104

WDNS-FM

Tony Rose
804 College Street
Bowling Green, KY 42101

104.5 THE ZONE FM

10 Music Circle East
Nashville, TN

102.5 THE GAME FM

Jeremy Bennefield
1824 Murfreesboro Road
Nashville, TN 37217-3208



2015 TRAVEL PLANS

Vanderbilt - September 5
Embassy Suites Airport
10 Century Blvd
Nashville, Tenn. 37214
Phone: 615-522-5442

Indiana - September 19
Hilton Garden - Bloomington
245 N. College Ave
Bloomington, Ind. 47404
Phone: 812-331-1335

Rice - October 3
Marriott Medical Center
65580 Fannin Street
Houston, Texas 77027
Phone: 469-433-9488

North Texas - October 15
DFW Airport Marriott South
4151 Centreport Blvd
Fort Worth, Texas 76155
Phone: 817-359-4609

LSU - October 24
Crown Plaza
4728 Constitution Ave
Baton Rouge, La. 70808
Phone: 262-949-5873

Old Dominion - October 31
DoubleTree Airport
1500 N. Military Highway
Norfolk, Va. 25302
Phone: 757-457-8906

FIU - November 31
Sheraton Airport
3900 NW 21st Street
Miami, FL 33142
Phone: 305-871-3800

MILEAGE CHART

Distance to Bowling Green, Ky.	Miles	Time
Vanderbilt - Nashville, Tenn.	68	1h 10m
LA Tech - Ruston, La.	578	9h 8m
Indiana - Bloomington, Ind.	187	3h 20m
Miami (Ohio) - Oxford, Ohio	259	3h 59m
Rice - Houston, Texas	845	12h 43m
Middle Tennessee - Murfreesboro, Tenn.	100	1h 40m
North Texas - Denton, Texas	739	11h 4m
LSU - Baton Rouge, La.	654	9h 29m
Old Dominion - Norfolk, Va.	736	11h 10m
FAU - Fort Lauderdale, Fla.	950	13h 30m
FIU - Miami, Fla.	973	13h 47m
Marshall - Huntington, W. Va.	280	4h 18m

DIRECTIONS TO WKU

From I-65 North (heading south): Take the first Bowling Green exit (exit 28) onto US 31-W. Follow the signs for US 31-W South -- Bowling Green. Stay on the four-lane US 31-W South (Louisville Road) to the stop light at the bridge over Barren River. Continue straight through the light. When the one-way streets merge into the four-lane University Blvd., you will be on the NW corner of the Western Kentucky University campus (railroad on right, WKU on left).

From I-65 South (heading north): Take the second Bowling Green exit (exit 22) onto Scottsville Road and follow it all the way down to the 31-W intersection. Take a left at the light and follow 31-W down to the roundabout and exit right onto University Blvd. WKU's athletic facilities will be located on your right coming up the road.

From US 68-80 West (heading east): Follow US 68-80 (Russellville Road) into Bowling Green. You will pass under a railroad overpass (with its "Welcome to Western" sign) and turn left onto University Blvd. The athletics complex will then be on your right -- first Nick Denes Field (baseball), then Houchens Industries-L.T. Smith Stadium. The Arena/Stadium Parking Lot and E.A. Diddle Arena will be on your right just past the Stadium.

From the Natcher Parkway (heading south): Take the first Bowling Green exit (US 231, exit 9) and turn right onto Morgantown Road (US 231) into Bowling Green. You will cross Veterans Memorial Lane and pass Warren Central High School (on the right). When you reach the junction of US 231 and US 68-80 (Holley Corporation on your right and Arby's straight ahead), turn left onto Russellville Road and follow the directions for US 68-80 above from the railroad overpass ("Welcome to WKU" sign) on in to Diddle Arena/Smith Stadium.



STADIUM QUICK FACTS

Capacity	22,113
Surface	FieldTurf
Stadium Opening	1968
Addition Completed	2008
Home Record	165-84-4 (.660)
Top Crowd	23,252 (Southern Miss '12)
Winning Seasons at Home	31

L.T. SMITH

The stadium is named for the late L.T. Smith, who came to WKU in 1920 and established the industrial arts curriculum on campus. Smith headed that department until 1957 when he took over as administrator of the WKU Physical Plant. In 1963, Smith was named the Coordinator of New Construction, a post he held until his retirement in 1965.

In addition to his other duties, Smith coached the Hilltoppers in 1920 and 1921 and the men's basketball team during the 1921-22 campaign. He was instrumental in bringing the legendary E.A. Diddle, a member of both the Naismith and Helms Foundation Basketball Halls of Fame, to The Hill to take over the coaching duties in 1922.

Smith, a member of the Ohio Valley Conference Hall of Fame, also served as chairman of the school's Athletic Committee almost continuously from the time he helped form it in 1922 until his retirement in 1965.

HOUCHENS-SMITH STADIUM

Houchens-Smith Stadium and Jimmy Feix Field has been home to the Hilltoppers for over 40 years, although the facility has seen several phases of improvements since WKU played its first game there on September 21, 1968.

In 2008, the stadium underwent a major \$50 million expansion project, resulting in new locker rooms, meeting rooms, weight rooms, and training rooms.

Ahead of the Conference USA move, the Hilltoppers also installed a brand new FieldTurf surface, complete with black endzones as voted on by WKU fans on WKUSports.com. The turf features FieldTurf's most advanced fill technology with player safety as the foremost concern.

FEIX FIELD

Jimmy Feix was WKU's first football All-American as a quarterback in 1952 and took over the head coaching job in 1968, leading Hilltopper football to some of its greatest seasons, concluding his illustrious 16-year stint at the helm with a school-record 106 wins.

The field inside Houchens-Smith stadium was named in his honor at the beginning of the 1991 season. Feix enjoyed a career in professional football before a four-year career in the armed forces. Feix returned to The Hill in 1957 as an assistant football coach. He passed away on October 5, 2014 at the age of 83.





THE HILLTOPPER NICKNAME

The evolution of the name ‘Hilltoppers’ is obvious to those who have seen the WKU campus.

The operations of Western Kentucky State Normal School were moved from the site of its forerunner, Southern Normal School, to a commanding hill in the southwestern portion of Bowling Green on Feb. 4, 1911. The move was completed as the entire student body marched to the new site, carrying various articles of school equipment along the way.

Since the summit of ‘The Hill’ rises 232 feet above nearby Barren River and the comparatively level plain that surrounds the hill, it was only natural that the student-athletes who represented the institution come to be known as ‘Hilltoppers’.

Still, the name did not come into use until the 1925-26 school year. Prior to that, WKU’s athletic teams were commonly referred to as the ‘Pedagogues’ or ‘Teachers’.



LARGEST CROWDS IN STADIUM HISTORY

2008-Present (Capacity — 22,113)			
23,252	Southern Miss	9/22/12	W, 41-17
22,323	Louisiana-Monroe	10/20/12	L, 42-43(OT)
22,297	Murray State	9/20/08	W, 50-9
20,973	Morgan State	9/21/13	W, 58-17
20,772	Indiana	9/18/10	L, 21-38
20,568	South Florida	9/12/09	L, 13-35
20,110	Troy	10/26/13	L, 26-32
19,813	Navy	9/28/13	W, 19-7
19,409	Navy	9/10/11	L, 14-40
18,879	North Texas	11/1/08	L, 40-51
1990-2007 (Capacity — 17,500)			
18,944	Eastern Kentucky	9/10/05	W, 23-21
18,898	Eastern Kentucky	9/15/07	W, 26-6
18,317	Eastern Kentucky	9/20/03	W, 36-3
18,000	Eastern Kentucky	9/29/90	L, 12-35
17,600	Eastern Kentucky	9/27/96	W, 14-7
16,972	Troy	11/10/07	L, 17-21
16,165	West Virginia Tech	9/8/07	W, 87-0
15,824	North Carolina Central	10/27/07	W, 50-14
15,282	Morehead State	11/17/07	W, 52-12
14,500	Illinois State	9/15/90	W, 19-9
1968-89 (Capacity — 19,250)			
20,428	Eastern Kentucky	10/26/68	L, 7-16
20,100	Morehead State	11/1/75	W, 14-10
20,100	Middle Tennessee	11/8/80	W, 30-15
20,000	Middle Tennessee	11/4/72	L, 17-21
20,000	Dayton	11/12/74	W, 32-15
20,000	Middle Tennessee	11/13/76	W, 38-7
19,926	Tennessee Tech	10/16/71	W, 15-7
19,800	Morehead State	10/27/79	L, 0-3
19,750	Morehead State	10/29/77	T, 20-20
19,700	Eastern Kentucky	10/25/80	W, 13-10





No.	Name	Pos.	Ht.	Wt.	Cl.-Exp.	Hometown/Previous School
33	Leon Allen	RB	6-0	235	Sr.-3L	Bradenton, Fla. (Manatee HS)
78	Maurice Bennett	DL	6-2	290	Sr.-2L	Madison, Miss. (Madison Central HS/East Mississippi CC)
54	Daeshawn Bertram	LB	5-11	220	r-So.-1L	Louisville, Ky. (Trinity HS)
61	Matt Boston	OL	6-2	280	r-Fr.-RS	Glasgow, Ky. (Glasgow HS)
17	Dejon Brown	LB	6-3	250	Sr.-1L	Beaumont, Calif. (Beaumont HS/Mt. San Jacinto CC)
92	Ge'Monee Brown	DL	6-2	305	Sr.-1L	Petal, Miss. (Petal HS/Pearl River CC)
7	Joe Brown	DB	5-10	190	So.-1L	Louisville, Ky. (Butler HS)
17	Stephon Brown	WR	5-9	190	r-Jr.-SQ	Atlanta, Ga. (Henry County HS)
9	Omarius Bryant	DL	6-3	310	Jr.-JC	Byrum, Miss. (Southwest MS CC)
83	Will Bush	WR	5-11	195	r-Fr.-RS	Louisville, Ky. (Ballard HS)
55	Tyler Camp	OL	6-3	305	Fr.-HS	Forsyth, Ga. (Mary Persons HS)
35	Nicholas Coffey	DL	6-4	260	Fr.-HS	Dunnville, Ky. (Russell County HS)
22	Forrest Coleman	DB	6-2	190	Sr.-1L	Stockton, Calif. (Lincoln HS/San Joaquin Delta)
21	Jared Dangerfield	WR	6-3	215	r-Sr.-1L	West Palm Beach, Fla. (Royal Palm Beach HS/Fort Scott CC)
34	Drew Davis	LB	6-1	225	Jr.-2L	Madison, Ala. (Bob Jones HS)
12	Brandon Doughty	QB	6-3	220	r-Sr.-2L	Davie, Fla. (North Broward Prep)
47	Nolan Dowling	LS	6-0	225	r-Jr.-2L	Belleville, Ill. (Belleville East HS)
24	Devante Duclos	DL	6-1	240	Jr.-2L	Miami, Fla. (Miami Central HS)
32	Ryan Duvall	DL	6-5	225	r-Fr.-RS	Owensboro, Ky. (Apollo HS)
4	Drew Eckels	QB	6-4	210	r-Fr.-RS	Daytona, Fla. (Warner Christian Academy)
64	Dennis Edwards	OL	6-1	305	r-Fr.-RS	Snellville, Ga. (South Gwinnett HS)
44	George Fant	TE	6-6	270	r-Sr.-RS	Bowling Green, Ky. (Warren Central HS)
1	Nacarius Fant	WR	5-9	185	So.-1L	Bowling Green, Ky. (Bowling Green HS)
42	DeAndre Farris	DB	5-10	190	r-Fr.-RS	Shelbyville, Ky. (Collins HS)
32	D'Andre Ferby	RB	6-1	240	r-Fr.-RS	Nashville, Tenn. (Ensworth HS)
9	Nelson Fishback	QB	6-2	215	r-Jr.-1L	Oroville, Calif. (Durham HS/Butte College)
14	Juwan Gardner	DB	6-1	205	r-So.-1L	Louisville, Ky. (DuPont Manual HS)
21	Jordon Gonzalez	DB	6-0	180	Fr.-HS	Louisville, Ky. (DuPont Manual HS)
86	Tim Gorski	TE	6-6	255	r-Sr.-3L	Chicago, Ill. (St. Rita HS)
3	Antwane Grant	WR	6-1	205	Sr.-1L	Wilmington, Del. (Dickinson HS/Nassau CC)
28	Drell Greene	DB	6-1	190	Fr.-HS	Alma, Ga. (Bacon County HS)
70	Max Halpin	OL	6-3	295	r-Jr.-2L	Fort Mitchell, Ky. (Covington Catholic HS)
16	Sidney Hammond	DL	6-2	250	Jr.-JC	Kennesaw, Ga. (Kennesaw Mountain HS/Dodge City CC)
82	Tyler Higbee	TE	6-5	250	r-Sr.-3L	Clearwater, Fla. (East Lake HS)
77	Hunter Holland	OL	6-2	275	Fr.-HS	Buford, Ga. (Buford HS)
43	Ben Holt	RB	5-11	210	Fr.-HS	Bowling Green, Ky. (Bowling Green HS)
10	Nick Holt	LB	6-1	230	r-Sr.-1L	Seattle, Wash. (Seattle Prep/City College of San Francisco)
99	Ty'Ron Horton	DL	6-3	260	Fr.-HS	Louisville, Ky. (DuPont Manual HS)
68	Parker Howell	OL	6-4	275	Fr.-HS	Nashville, Tenn. (Christ Presbyterian Academy)
30	Prince Charles Iworah	DB	5-11	190	r-Sr.-2L	Nashville, Tenn. (Father Ryan HS)
4	Joel Iyiegbuniwe	LB	6-2	220	r-Fr.-RS	Bowling Green, Ky. (South Warren HS)
18	AJ Jackson	DB	5-11	170	Fr.-HS	Louisville, Ky. (Seneca HS)
11	Lucky Jackson	WR	6-1	185	Fr.-HS	Lexington, Ky. (Lafayette HS)
16	Quin Jernighan	WR	6-3	210	Fr.-HS	LaVergne, Tenn. (LaVergne HS)
19	Jason Johnson	DB	6-0	195	Fr.-HS	Pahokee, Fla. (Pahokee HS)
29	Leverick Johnson	DB	6-1	185	r-So.-1L	Miami, Fla. (Northwestern HS)
18	Shaquille Johnson	TE	6-4	235	Jr.-2L	Lake City, Fla. (Columbia HS)
91	Trae Jones	DL	6-1	280	r-So.-1L	Cusseta, Ga. (Chattahoochee County HS)
76	Forrest Lamp	OL	6-4	300	r-Jr.-2L	Venice, Fla. (Venice HS)



No.	Name	Pos.	Ht.	Wt.	Cl.-Exp.	Hometown/Previous School
53	Julian Leslie	DL	6-3	255	r-Jr.-1L	Miami, Fla. (Coral Reef HS)
31	Branden Leston	DB	6-3	205	r-Jr.-1L	Clearwater, Fla. (Clearwater HS/Presbyterian)
96	Julien Lewis	DL	6-3	300	r-Fr.-RS	Madison, Ala. (Bob Jones HS)
65	Scott Liebert	OL	6-3	280	r-Fr.-RS	Louisville, Ky. (Trinity HS)
79	Joe Manley	OL	6-6	315	r-Jr.-1L	Bowling Green, Ky. (Bowling Green HS/ Louisville)
89	Desmond Maxwell	TE	6-3	240	r-Jr.-SQ	Louisville, Ky. (Georgetown College)
6	T.J. McCollum	LB	6-3	230	r-So.-TR	Birmingham, Ala. (Clay-Chalkville HS/UAB)
27	Martavius Mims	DB	6-1	200	r-Fr.-RS	Muscle Shoals, Ala. (Muscle Shoals HS)
3	Jontavious Morris	DL	6-2	305	Sr.-TR	Albany, Ga. (Albany HS/UAB)
13	Nick Newton	LB	6-4	245	r-Sr.-SQ	Clearwater, Fla. (Central Catholic HS/Presbyterian)
6	Devin Nixon	WR	6-0	185	Fr.-HS	Melbourne, Fla. (Viera HS)
69	Matt Nord	OL	6-6	310	r-Jr.-2L	Louisville, Ky. (DeSales HS)
15	Nicholas Norris	WR	5-9	175	Jr.-2L	Miami, Fla. (Booker T. Washington HS)
15	Joseph Occhipinti	P	6-3	190	Jr.-2L	Nashville, Tenn. (Hillsboro HS)
72	Derik Overstreet	DL	6-2	250	So.-1L	Paducah, Ky. (Paducah Tilghman HS)
51	Brandon Ray	OL	6-2	285	r-So.-1L	Madison, Ala. (Bob Jones HS)
11	Tanner Reeves	DL	6-4	240	r-So.-1L	Lakeland, Fla. (George W. Jenkins HS)
73	Cullen Reynolds	OL	6-5	310	Fr.-HS	Madisonville, Ky. (Madisonville-North Hopkins HS)
48	Kalvin Robinson	DL	6-5	250	Jr.-2L	Birmingham, Ala. (Vestavia Hills HS)
88	Gavin Rocker	DL	6-2	255	r-Sr.-3L	Tyrone, Ga. (Sandy Creek HS)
20	Nathan Roush	DB	6-2	180	r-Fr.-RS	Louisville, Ky. (DeSales HS)
55	Evan Sayner	DL	6-3	285	r-Fr.-RS	Paducah, Ky. (McCracken County HS)
71	R.J. Scaife	OL	6-5	275	Fr.-HS	Dade City, Fla. (Pasco HS)
56	Garrett Schwettman	K	5-11	175	Sr.-3L	Murray, Ky. (Calloway County HS)
22	Devin Scott	TE	6-4	250	r-Sr.-2L	Indianapolis, Ind. (Warren Central HS)
94	Bryan Shorter	DL	6-2	280	r-Sr.-3L	Phenix City, Ala. (Central-Phenix HS)
23	De'Andre Simmons	DB	5-11	185	r-So.-1L	Royal Palm Beach, Fla. (Royal Palm Beach HS)
75	Jimmie Sims	OL	6-5	290	r-So.-1L	New Orleans, La. (McDonogh 35 Senior HS)
40	Isaac Tanner	LB	6-0	225	So.-1L	Tampa, Fla. (Freedom HS)
2	Taywan Taylor	WR	6-1	195	Jr.-2L	Louisville, Ky. (Pleasure Ridge Park HS)
98	Devante Terrell	DL	6-0	290	r-Jr.-2L	Lakeland, Fla. (Lake Gibson HS)
5	Wonderful Terry	DB	5-10	190	r-Sr.-1L	Fort Pierce, Fla. (Westwood HS/Garden City CC)
1	DeVante Thomas	DB	5-9	185	r-Sr.-1L	Baltimore, Md. (Edmondson-Westside HS/Hartnell College)
10	Andre Thomas-Cobb	WR	6-3	200	Fr.-HS	Lehigh Acres, Fla. (Lehigh HS)
81	Kylen Towner	WR	5-8	175	r-So.-1L	Mobile, Ala. (St. Paul's Episcopal School)
5	Marquez Trigg	RB	6-0	215	Fr.-HS	Glasgow, Ky. (Glasgow HS)
85	Nick True	TE	6-5	265	r-Fr.-RS	Fort Thomas, Ky. (Highlands HS)
25	Blair Vaughan	RB	6-1	235	r-Jr.-2L	Clearwater, Fla. (Central Catholic HS)
20	Anthony Wales	RB	5-10	195	r-Jr.-2L	Louisville, Ky. (Central HS)
8	Marcus Ward	DB	6-3	210	Jr.-2L	Birmingham, Ala. (Vestavia Hills HS)
26	Darmontre Warr	RB	5-9	195	r-Jr.-2L	Louisville, Ky. (DuPont Manual HS)
25	Masai Whyte	LB	6-0	218	r-Fr.-RS	Shelbyville, Ky. (Collins HS)
95	Heath Wiggins	DL	6-2	260	Fr.-HS	Mayfield, Ky. (Graves County HS)
62	Darrell Williams, Jr.	OL	6-6	310	r-Jr.-2L	Dublin, Ga. (West Laurens HS)
19	Deon Yelder	TE	6-4	235	r-So.-SQ	Louisville, Ky. (Southern HS)

GENERAL

HILLTOPPERS

2014 REVIEW

HISTORY

UNIVERSITY

OPPONENTS



No.	Name	Pos.	Ht.	Wt.	Exp.	Hometown/Previous School
1	Nacarius Fant	WR	5-9	185	So.-1L	Bowling Green, Ky. (Bowling Green HS)
1	DeVante Thomas	DB	5-9	185	r-Sr.-1L	Baltimore, Md. (Edmondson-Westside HS/Hartnell College)
2	Taywan Taylor	WR	6-1	195	Jr.-2L	Louisville, Ky. (Pleasure Ridge Park HS)
3	Antwane Grant	WR	6-1	205	Sr.-1L	Wilmington, Del. (Dickinson HS/Nassau CC)
3	Jontavious Morris	DL	6-2	305	Sr.-TR	Albany, Ga. (Albany HS/UAB)
4	Drew Eckels	QB	6-4	210	r-Fr.-RS	Daytona, Fla. (Warner Christian Academy)
4	Joel Iyiegbuniwe	LB	6-2	220	r-Fr.-RS	Bowling Green, Ky. (South Warren HS)
5	Wonderful Terry	DB	5-10	190	r-Sr.-1L	Fort Pierce, Fla. (Westwood HS/Garden City CC)
5	Marquez Trigg	RB	6-0	215	Fr.-HS	Glasgow, Ky. (Glasgow HS)
6	T.J. McCollum	LB	6-3	230	r-So.-TR	Birmingham, Ala. (Clay-Chalkville HS/UAB)
6	Devin Nixon	WR	6-0	185	Fr.-HS	Melbourne, Fla. (Viera HS)
7	Joe Brown	DB	5-10	190	So.-1L	Louisville, Ky. (Butler HS)
8	Marcus Ward	DB	6-3	210	Jr.-2L	Birmingham, Ala. (Vestavia Hills HS)
9	Omarious Bryant	DL	6-3	310	Jr.-JC	Byrum, Miss. (Southwest MS CC)
9	Nelson Fishback	QB	6-2	215	r-Jr.-1L	Oroville, Calif. (Durham HS/Butte College)
10	Nick Holt	LB	6-1	230	r-Sr.-1L	Seattle, Wash. (Seattle Prep/City College of San Francisco)
10	Andre Thomas-Cobb	WR	6-3	200	Fr.-HS	Lehigh Acres, Fla. (Lehigh HS)
11	Lucky Jackson	WR	6-1	185	Fr.-HS	Lexington, Ky. (Lafayette HS)
11	Tanner Reeves	DL	6-4	240	r-So.-1L	Lakeland, Fla. (George W. Jenkins HS)
12	Brandon Doughty	QB	6-3	220	r-Sr.-2L	Davie, Fla. (North Broward Prep)
13	Nick Newton	LB	6-4	245	r-Sr.-SQ	Clearwater, Fla. (Central Catholic HS/Presbyterian)
14	Juwan Gardner	DB	6-1	205	r-So.-1L	Louisville, Ky. (DuPont Manual HS)
15	Nicholas Norris	WR	5-9	175	Jr.-2L	Miami, Fla. (Booker T. Washington HS)
15	Joseph Occhipinti	P	6-3	190	Jr.-2L	Nashville, Tenn. (Hillsboro HS)
16	Sidney Hammond	DL	6-2	250	Jr.-JC	Kennesaw, Ga. (Kennesaw Mountain HS/Dodge City CC)
16	Quin Jernighan	WR	6-3	210	Fr.-HS	LaVergne, Tenn. (LaVergne HS)
17	Dejon Brown	LB	6-3	250	Sr.-1L	Beaumont, Calif. (Beaumont HS/Mt. San Jacinto CC)
17	Stephon Brown	WR	5-9	190	r-Jr.-SQ	Atlanta, Ga. (Henry County HS)
18	Aldwin Jackson	DB	5-11	170	Fr.-HS	Louisville, Ky. (Seneca HS)
18	Shaquille Johnson	TE	6-4	235	Jr.-2L	Lake City, Fla. (Columbia HS)
19	Jason Johnson	DB	6-0	195	Fr.-HS	Pahokee, Fla. (Pahokee HS)
19	Deon Yelder	TE	6-4	235	r-So.-SQ	Louisville, Ky. (Southern HS)
20	Nathan Roush	DB	6-2	180	r-Fr.-RS	Louisville, Ky. (DeSales HS)
20	Anthony Wales	RB	5-10	195	r-Jr.-2L	Louisville, Ky. (Central HS)
21	Jared Dangerfield	WR	6-3	215	r-Sr.-1L	West Palm Beach, Fla. (Royal Palm Beach HS/Fort Scott CC)
21	Jordon Gonzalez	DB	6-0	180	Fr.-HS	Louisville, Ky. (DuPont Manual HS)
22	Forrest Coleman	DB	6-2	190	Sr.-1L	Stockton, Calif. (Lincoln HS/San Joaquin Delta)
22	Devin Scott	TE	6-4	250	r-Sr.-2L	Indianapolis, Ind. (Warren Central HS)
23	De'Andre Simmons	DB	5-11	185	r-So.-1L	Royal Palm Beach, Fla. (Royal Palm Beach HS)
24	Devante Duclos	DL	6-1	240	Jr.-2L	Miami, Fla. (Miami Central HS)
25	Blair Vaughan	RB	6-1	235	r-Jr.-2L	Clearwater, Fla. (Central Catholic HS)
25	Masai Whyte	LB	6-0	218	r-Fr.-RS	Shelbyville, Ky. (Collins HS)
26	Darmontre Warr	RB	5-9	195	r-Jr.-2L	Louisville, Ky. (DuPont Manual HS)
27	Martavius Mims	DB	6-1	200	r-Fr.-RS	Muscle Shoals, Ala. (Muscle Shoals HS)
28	Drell Greene	DB	6-1	190	Fr.-HS	Alma, Ga. (Bacon County HS)
29	Leverick Johnson	DB	6-1	185	r-So.-1L	Miami, Fla. (Northwestern HS)
30	Prince Charles Iworah	DB	5-11	190	r-Sr.-2L	Nashville, Tenn. (Father Ryan HS)
31	Branden Leston	DB	6-3	205	r-Jr.-1L	Clearwater, Fla. (Clearwater HS/Presbyterian)
32	Ryan Duvall	DL	6-5	225	r-Fr.-RS	Owensboro, Ky. (Apollo HS)



No.	Name	Pos.	Ht.	Wt.	Exp.	Hometown/Previous School
32	D'Andre Ferby	RB	6-1	240	r-Fr.-RS	Nashville, Tenn. (Ensworth HS)
33	Leon Allen	RB	6-0	235	Sr.-3L	Bradenton, Fla. (Manatee HS)
34	Drew Davis	LB	6-1	225	Jr.-2L	Madison, Ala. (Bob Jones HS)
35	Nicholas Coffey	DL	6-4	260	Fr.-HS	Dunnville, Ky. (Russell County HS)
40	Isaac Tanner	LB	6-0	225	So.-1L	Tampa, Fla. (Freedom HS)
42	DeAndre Farris	DB	5-10	190	r-Fr.-RS	Shelbyville, Ky. (Collins HS)
43	Ben Holt	RB	5-11	210	Fr.-HS	Bowling Green, Ky. (Bowling Green HS)
44	George Fant	TE	6-6	270	r-Sr.-RS	Bowling Green, Ky. (Warren Central HS)
47	Nolan Dowling	LS	6-0	225	r-Jr.-2L	Belleville, Ill. (Belleville East HS)
48	Kalvin Robinson	DL	6-5	250	Jr.-2L	Birmingham, Ala. (Vestavia Hills HS)
51	Brandon Ray	OL	6-2	285	r-So.-1L	Madison, Ala. (Bob Jones HS)
53	Julian Leslie	DL	6-3	255	r-Jr.-1L	Miami, Fla. (Coral Reef HS)
54	Daeshawn Bertram	LB	5-11	220	r-So.-1L	Louisville, Ky. (Trinity HS)
55	Tyler Camp	OL	6-3	305	Fr.-HS	Forsyth, Ga. (Mary Persons HS)
55	Evan Sayner	DL	6-3	285	r-Fr.-RS	Paducah, Ky. (McCracken County HS)
56	Garrett Schwettman	K	5-11	175	Sr.-3L	Murray, Ky. (Calloway County HS)
61	Matt Boston	OL	6-2	280	r-Fr.-RS	Glasgow, Ky. (Glasgow HS)
62	Darrell Williams, Jr.	OL	6-6	310	r-Jr.-2L	Dublin, Ga. (West Laurens HS)
64	Dennis Edwards	OL	6-1	305	r-Fr.-RS	Snellville, Ga. (South Gwinnett HS)
65	Scott Liebert	OL	6-3	280	r-Fr.-RS	Louisville, Ky. (Trinity HS)
68	Parker Howell	OL	6-4	275	Fr.-HS	Nashville, Tenn. (Christ Presbyterian Academy)
69	Matt Nord	OL	6-6	310	r-Jr.-2L	Louisville, Ky. (DeSales HS)
70	Max Halpin	OL	6-3	295	r-Jr.-2L	Fort Mitchell, Ky. (Covington Catholic HS)
71	R.J. Scaife	OL	6-5	275	Fr.-HS	Dade City, Fla. (Pasco HS)
72	Derik Overstreet	DL	6-2	250	So.-1L	Paducah, Ky. (Paducah Tilghman HS)
73	Cullen Reynolds	OL	6-5	310	Fr.-HS	Madisonville, Ky. (Madisonville-North Hopkins HS)
75	Jimmie Sims	OL	6-5	290	r-So.-1L	New Orleans, La. (McDonogh 35 Senior HS)
76	Forrest Lamp	OL	6-4	300	r-Jr.-2L	Venice, Fla. (Venice HS)
77	Hunter Holland	OL	6-2	275	Fr.-HS	Buford, Ga. (Buford HS)
78	Maurice Bennett	DL	6-2	290	Sr.-2L	Madison, Miss. (Madison Central HS/East Mississippi CC)
79	Joe Manley	OL	6-6	315	r-Jr.-1L	Bowling Green, Ky. (Bowling Green HS/ Louisville)
81	Kylen Towner	WR	5-8	175	r-So.-1L	Mobile, Ala. (St. Paul's Episcopal School)
82	Tyler Higbee	TE	6-5	250	r-Sr.-3L	Clearwater, Fla. (East Lake HS)
83	Will Bush	WR	5-11	195	r-Fr.-RS	Louisville, Ky. (Ballard HS)
85	Nick True	TE	6-5	265	r-Fr.-RS	Fort Thomas, Ky. (Highlands HS)
86	Tim Gorski	TE	6-6	255	r-Sr.-3L	Chicago, Ill. (St. Rita HS)
88	Gavin Rocker	DL	6-2	255	r-Sr.-3L	Tyrone, Ga. (Sandy Creek HS)
89	Desmond Maxwell	TE	6-3	240	r-Jr.-SQ	Louisville, Ky. (Georgetown College)
91	Trae Jones	DL	6-1	280	r-So.-1L	Cusseta, Ga. (Chattahoochee County HS)
92	Ge'Monee Brown	DL	6-2	305	Sr.-1L	Petal, Miss. (Petal HS/Pearl River CC)
94	Bryan Shorter	DL	6-2	280	r-Sr.-3L	Phenix City, Ala. (Central-Phenix HS)
95	Heath Wiggins	DL	6-2	260	Fr.-HS	Mayfield, Ky. (Graves County HS)
96	Julien Lewis	DL	6-3	300	r-Fr.-RS	Madison, Ala. (Bob Jones HS)
98	Devante Terrell	DL	6-0	290	r-Jr.-2L	Lakeland, Fla. (Lake Gibson HS)
99	Ty'Ron Horton	DL	6-3	260	Fr.-HS	Louisville, Ky. (DuPont Manual HS)

GENERAL
HILLTOPPERS
2014 REVIEW
HISTORY
UNIVERSITY
OPPONENTS



RETURNING LETTERWINNERS (52)

OFFENSE (23)

Quarterbacks (2)
Brandon Doughty
Nelson Fishback

Running Backs (4)
Leon Allen
Blair Vaughan
Anthony Wales
Darmontre Warr

Tight Ends (4)
Tim Gorski
Tyler Higbee
Shaquille Johnson
Devin Scott

Wide Receivers (6)
Jared Dangerfield
Nacarius Fant
Antwane Grant
Nicholas Norris
Taywan Taylor
Kylan Townner

Offensive Line (7)
Max Halpin
Forrest Lamp
Joe Manley
Matt Nord
Brandon Ray
Jimmie Sims
Darrell Williams, Jr.

SPECIALISTS (3)
Nolan Dowling
Joseph Occhipinti
Garrett Schwettman

DEFENSE (26)

Defensive Line (11)
Maurice Bennett
Ge'Monee Brown
Devante Duclos (LB)
Trae Jones
Julian Leslie
Derik Overstreet
Tanner Reeves
Kalvin Robinson
Gavin Rocker
Bryan Shorter
Devante Terrell

Linebackers (5)
Daeshawn Bertram
Dejon Brown
Drew Davis
Nick Holt
Isaac Tanner

Secondary (10)
Joe Brown (RB)
Forrest Coleman
Juwan Gardner
Prince Charles Iworah
Leverick Johnson
Branden Leston
De'Andre Simmons
Wonderful Terry
DeVante Thomas
Marcus Ward

HILLTOPPERS BY CLASS

Seniors (21)

Leon Allen, Maurice Bennett, Dejon Brown, Ge'Monee Brown, Forrest Coleman, Jared Dangerfield, Brandon Doughty, George Fant, Tim Gorski, Antwane Grant, Tyler Higbee, Nick Holt, Prince Charles Iworah, Jontavious Morris, Nick Newton, Gavin Rocker, Garrett Schwettman, Devin Scott, Bryan Shorter, Wonderful Terry, DeVante Thomas

Juniors (25)

Stephon Brown, Omarius Bryant, Drew Davis, Nolan Dowling, Devante Duclos, Nelson Fishback, Max Halpin, Sidney Hammond, Shaquille Johnson, Forrest Lamp, Julian Leslie, Branden Leston, Joe Manley, Desmond Maxwell, Matt Nord, Nicholas Norris, Joseph Occhipinti, Kalvin Robinson, Taywan Taylor, Devante Terrell, Blair Vaughn, Anthony Wales, Marcus Ward, Darmontre Warr, Darrell Williams, Jr.

Sophomores (15)

Daeshawn Bertram, Joe Brown, Nacarius Fant, Juwan Gardner, Leverick Johnson, Trae Jones, T.J. McCollum, Derik Overstreet, Brandon Ray, Tanner Reeves, De'Andre Simmons, Jimmie Sims, Isaac Tanner, Kylan Townner, Deon Yelder

Redshirt Freshmen (15)

Matt Boston, Will Bush, Ryan Duvall, Drew Eckels, Dennis Edwards, DeAndre Farris, D'Andre Ferby, Joel Iyieguniwe, Julien Lewis, Scott Liebert, Martavius Mims, Nathan Roush, Evan Sayner, Nick True, Masai Whyte

True Freshmen (18)

Tyler Camp, Nick Coffey, Jordon Gonzalez, Drell Greene, Hunter Holland, Ben Holt, Ty'Ron Horton, Parker Howell, AJ Jackson, Lucky Jackson, Quin Jernighan, Jason Johnson, Devin Nixon, Cullen Reynolds, R.J. Scaife, Andre Thomas-Cobb, Marquez Trigg, Heath Wiggins



QUARTERBACK

Returning (3)

Brandon Doughty	GS	2L
Drew Eckels	r-Fr.	RS
Nelson Fishback	r-Jr.	1L

Lettermen Lost (2)

Troy Jones	r-Sr.	1L
Todd Porter	r-So.	1L

RUNNING BACK

Returning (5)

Leon Allen	Sr.	3L
D'Andre Ferby	r-Fr.	RS
Blair Vaughn	r-Jr.	2L
Anthony Wales	r-Jr.	2L
Darmontre Warr	r-Jr.	2L

Additions (2)

Ben Holt	Fr.	HS
Marquez Trigg*	Fr.	HS

Lettermen Lost (1)

Demetrius Coley	Gr.	3L
-----------------	-----	----

TIGHT ENDS

Returning (7)

Tim Gorski	r-Sr.	3L
Tyler Higbee	r-Sr.	3L
Shaquille Johnson	Jr.	2L
Desmond Maxwell	r-Jr.	SQ
Devin Scott	r-Sr.	2L
Nick True	r-Fr.	RS
Deon Yelder	r-So.	SQ

Additions (1)

George Fant	r-Sr.	BB
-------------	-------	----

Lettermen Lost (1)

Mitchell Henry	Gr.	4L
----------------	-----	----

WIDE RECEIVER

Returning (8)

Stephon Brown	r-Jr.	SQ
Will Bush	r-Fr.	RS
Jared Dangerfield	r-Sr.	1L
Narcarius Fant	So.	1L
Antwane Grant	Sr.	1L
Nicholas Norris	Jr.	2L
Taywan Taylor	Jr.	2L
Kylen Towner	r-So.	1L

Additions (4)

Lucky Jackson	Fr.	HS
Quin Jernighan	Fr.	HS
Devin Nixon	Fr.	HS
Andre Thomas-Cobb	Fr.	HS

Lettermen Lost (3)

Joel German	Gr.	4L
Willie McNeal	Gr.	4L
Lonnie Turner	Gr.	1L

OFFENSIVE LINE

Returning (10)

Matt Boston	r-Fr.	RS
Dennis Edwards	r-Fr.	RS
Max Halpin	r-Jr.	2L
Forrest Lamp	r-Jr.	2L
Scott Liebert	r-Fr.	RS
Joe Manley	r-Jr.	1L
Matt Nord	r-Jr.	2L
Brandon Ray	r-So.	1L
Jimmie Sims	r-So.	1L
Darrell Williams, Jr.	r-Jr.	1L

Additions (5)

Tyler Camp	Fr.	HS
Hunter Holland	Fr.	HS
Parker Howell	Fr.	HS
Cullen Reynolds*	Fr.	HS
R.J. Scaife*	Fr.	HS

Lettermen Lost (2)

Cameron Clemmons	Gr.	4L
Derrick Stark	Gr.	2L

DEFENSIVE LINE

Returning (14)

Maurice Bennett	Sr.	2L
Ge'Monee Brown	Sr.	1L
Devante Duclos	Jr.	2L
Ryan Duvall	r-Fr.	RS
Trae Jones	r-So.	1L
Julian Leslie	r-Jr.	1L
Julien Lewis	r-Fr.	RS
Derik Overstreet	So.	1L
Tanner Reeves	r-So.	1L
Kalvin Robinson	Jr.	2L
Gavin Rocker	r-Sr.	3L
Evan Sayner	r-Fr.	RS
Bryan Shorter	r-Sr.	3L
Devante Terrell	r-Jr.	2L

Additions (6)

Omarius Bryant	Jr.	JC
Nicholas Coffey	Fr.	HS
Sidney Hammond*	Jr.	JC
Ty'Ron Horton	Fr.	HS
Jontavious Morris*	Sr.	TR
Heath Wiggins	Fr.	HS

Lettermen Lost (2)

D'Von Isaac	Jr.	1L
T.J. Smith	Gr.	4L

LINEBACKERS

Returning (8)

Daeshawn Bertram	r-So.	1L
Dejon Brown	Sr.	1L
Drew Davis	Jr.	2L
Nick Holt	r-Sr.	1L
Joel Iyiegbuniwe	r-Fr.	RS
Nick Newton	r-Sr.	SQ
Issac Tanner	So.	1L
Masai Whyte	r-Fr.	RS

Additions (1)

T.J. McCollum*	r-So.	TR
----------------	-------	----

Lettermen Lost (2)

Daqual Randall	Sr.	3L
Terran Williams	Gr.	4L

SECONDARY

Returning (13)

Joe Brown	So.	1L
Forrest Coleman	Sr.	1L
DeAndre Farris	r-Fr.	RS
Juwan Gardner	r-So.	1L
Prince Charles Iworah	r-Sr.	2L
Leverick Johnson	r-So.	1L
Brandon Leston	r-Jr.	1L
Martavius Mims	r-Fr.	RS
Nathan Roush	r-Fr.	RS
DeAndre Simmons	r-So.	1L
Wonderful Terry	r-Sr.	1L
DeVante Thomas	r-Sr.	1L
Marcus Ward	Jr.	2L

Additions (4)

Jordon Gonzalez	Fr.	HS
Drell Greene	Fr.	HS
AJ Jackson	Fr.	HS
Jason Johnson	Fr.	HS

Lettermen Lost (4)

Rico Brown	Gr.	4L
Dalton Patterson	Gr.	2L
Ricardo Singh	Gr.	4L
Cam Thomas	Gr.	4L

SPECIALISTS

Returning (3)

Nolan Dowling	r-Jr.	2L
Joseph Occhipinti	Jr.	2L
Garrett Schwettman	Sr.	3L

Lettermen Lost (1)

Mike Mugler (K)	Gr.	1L
-----------------	-----	----

* - Joined team in spring 2015

**WHAT RETURNS...**

Rushing Yards	98.2%
Passing Yards	99.7%
Receiving Yards	68.8%
Punt Return Yards	73%
Kick Return Yards	74%
Interceptions	69%
Scoring	80.8%
Total Offense	99.3%
All-Purpose Yards	76.6%
Field Goals	100%
Punting Yards	100%
Tackles	73%
Tackles for Loss	88%
Sacks	94%
Fumbles Recovered	80%
Fumbles Forced	72%

Offensive Starts Returning

OL Forrest Lamp	25
QB Brandon Doughty	24
TE Tim Gorski	14
WR Taywan Taylor	14
WR Jared Dangerfield	13
OL Brandon Ray	13
OL Darrell Williams, Jr.	13
RB Leon Allen	12
OL Max Halpin	10
TE Tyler Higbee	8
WR Antwane Grant	5
WR Nicholas Norris	5
RB Anthony Wales	2
QB Nelson Fishback	1

Defensive Starts Returning

DL Gavin Rocker	25
DL Devante Terrell	17
DL Bryan Shorter	16
DB Marcus Ward	15
LB Nick Holt	13
DB Prince Charles Iworah	13
LB Dejon Brown	11
DL Derik Overstreet	7
DB Branden Leston	6
DL Ge'Monee Brown	3
DL Tanner Reeves	3
DB Forrest Coleman	2
DL Kalvin Robinson	2
LB Devante Duclos	1

Specialist Starts Returning

K Garrett Schwettman	37
LS Nolan Dowling	25
P Joseph Occhipinti	15

Offensive Starts Lost

OL Cameron Clemmons	44
WR Willie McNeal	28
TE Mitchell Henry	22
OL Derrick Stark	13
RB Demetrius Coley	8
WR Joel German	6
QB Todd Porter	1

Defensive Starts Lost

DB Cam Thomas	33
DB Rico Brown	16
DB Ricardo Singh	8
LB Terran Williams	7
LB Daquall Randall	5
DL T.J. Smith	4
DL D'Von Isaac	1

Specialist Starts Lost

KO Mike Mugler	13
----------------------	----

**HILLTOPPERS BY STATE****ALABAMA (9)**

Birmingham - T.J. McCollum,
Kalvin Robinson, Marcus Ward
Madison - Drew Davis, Julien
Lewis, Brandon Ray
Mobile - Kylen Towner
Muscle Shoals - Martavius Mims
Phenix City - Bryan Shorter

CALIFORNIA (3)

Beaumont - Dejon Brown
Oroville - Nelson Fishback
Stockton - Forrest Coleman

DELAWARE (1)

Wilmington - Antwane Grant

FLORIDA (23)

Bradenton - Leon Allen
Clearwater - Tyler Higbee,
Branden Leston, Nick Newton,
Blair Vaughan
Dade City - R.J. Scaife
Davie - Brandon Doughty
Dayton - Drew Eckels
Fort Pierce - Wonderful Terry
Lake City - Shaquille Johnson
Lakeland - Tanner Reeves,
Devante Terrell
Lehigh Acres - Andre Thomas-Cobb
Melbourne - Devin Nixon

Miami - Devante Duclos, Leverick
Johnson, Julian Leslie, Nicholas
Norris

Pahokee - Jason Johnson
Royal Palm Beach - De'Andre
Simmons
Tampa - Isaac Tanner
Venice - Forrest Lamp
W. Palm Beach - Jared Dangerfield

GEORGIA (10)

Albany - Jontavious Morris
Alma - Drell Greene
Atlanta - Stephon Brown
Buford - Hunter Holland
Cusseta - Trae Jones
Dublin - Darrell Williams, Jr.
Forsyth - Tyler Camp
Kennesaw - Sidney Hammond
Snellville - Dennis Edwards
Tyrene - Gavin Rocker

ILLINOIS (2)

Belleville - Nolan Dowling
Chicago - Tim Gorski

INDIANA (1)

Indianapolis - Devin Scott

KENTUCKY (34)

Bowling Green - George Fant,
Nacarius Fant, Ben Holt, Joel
Iyiebuniwe, Joe Manley
Dunnville - Nick Coffey
Fort Mitchell - Max Halpin
Fort Thomas - Nick True
Glasgow - Matt Boston, Marquez
Trigg
Lexington - Lucky Jackson
Louisville - Daeshawn Bertram,
Joe Brown, Will Bush, Juwan
Gardner, Jordon Gonzalez, Ty'Ron
Horton, AJ Jackson, Scott Liebert,
Desmond Maxwell, Matt Nord,
Nathan Roush, Taywan Taylor,
Anthony Wales, Darmontre Warr,
Deon Yelder
Madisonville - Cullen Reynolds
Mayfield - Heath Wiggins
Murray - Garrett Schwettman
Owensboro - Ryan Duval
Paducah - Derik Overstreet, Evan
Sayner
Shelbyville - DeAndre Farris,
Masai Whyte

LOUISIANA (1)

New Orleans - Jimmie Sims

MARYLAND (1)

Baltimore - DeVante Thomas

MISSISSIPPI (3)

Byram - Omarius Bryant
Madison - Maurice Bennett
Petal - Ge'Monee Brown

TENNESSEE (5)

LaVergne - Quin Jernighan
Nashville - D'Andre Ferby, Parker
Howell, Prince Charles Iworah,
Joseph Occhipinti

WASHINGTON (1)

Seattle - Nick Holt



Since 2007, WKU Football has been carried on the Hilltopper IMG Sports Network which covers the western half of the Commonwealth of Kentucky and reaches over 1.5 million potential listeners. IMG College of Winston-Salem, N.C., is the national leader in collegiate sports marketing and serves as the exclusive rights holder for WKU Athletics.

HILLTOPPER BROADCAST TEAM

Veteran play-by-play broadcaster Randy Lee, along with former Hilltopper quarterback and Athletic Hall of Famer Leo Peckenpaugh call the action of every Hilltopper football game. On the sidelines, former college star, NFL player and WKU assistant coach, Terry Obee, provides a unique perspective as well as interviewing the Hilltoppers following the game.

Lee has served as the lead network play-by-play since 2007, after spending five years on the broadcast team at Nebraska. Lee has been on the call for every major historical event in the Hilltoppers' FBS history, including consecutive wins over Kentucky, WKU's first FBS win as well as their first bowl game as members of college football's highest division. Lee also serves as the host of the Jeff Brohm weekly radio show as well as the Hilltopper pre-game show.

Peckenpaugh is a 1974 and 1996 graduate of WKU and has served as the color analyst on the broadcast since 2002. As a Hilltopper quarterback, he garnered All-Ohio Valley Conference honors in 1971 and was also elected to the Athletic Hall of Fame in 2001.

Obee, who joined the team in 2013, is a current professor in the Kinesiology, Recreation and Sport department on The Hill, a post he assumed following his retirement as a collegiate football coach. Obee spent eight seasons in the NFL from 1990 to 1997, following a stand-out career at Oregon. He was the wide receivers coach for the Hilltoppers in 2010 and 2011.



BROADCAST TEAM



Randy Lee
Play-by-Play



Leo Peckenpaugh
Analyst



Terry Obee
Sidelines

GAMEDAY BROADCAST

- Hilltopper Pregame Show: Begins 1 hour prior to kickoff with Randy Lee and Leo Peckenpaugh setting up the action
- Postgame Coverage: 60-minute show airs immediately following the conclusion of the game, with interviews from Coach Brohm and select players

HILLTOPPER IMG RADIO NETWORK

Market	Station	Frequency
Bowling Green	WPTQ	105.3 FM
Bowling Green	WWKU	1450 AM
Campbellsville	WTCO	1450 AM
Elizabethtown	WTHX	101.5 FM
Elizabethtown	WIEL	1400 AM
Franklin	WFKN	1220 AM
Glasgow	WCDS	1230 AM
Henderson	WSON	860 AM
Hodgenville	WXAM	1430 AM
Hopkinsville	WHOP	95.3 FM
Hopkinsville	WHOP	1230 AM
Louisville	WXVW	1450 AM
Madisonville	WTTL	1310 AM
Owensboro	WXCM	97.1 FM
Princeton	WPKY	1580 AM
Somerset	WTLO	1480 AM

WPTQ 105.3 FM serves as the Flagship station.

Broadcasts are also available on WKUSports.com and via the [TuneIn app](#), available in the [App Store](#) and [Google Play](#).



THE JEFF BROHM RADIO SHOW

Each week during the season, beginning August 26, head coach Jeff Brohm joins host Randy Lee for a one-hour live radio show from locations throughout Bowling Green, previewing the upcoming game, going over the previous week and giving fans an inside look at the Hilltopper football program.

Brohm and Lee will be joined by special guests, including assistant coaches and players, throughout the season to give fans a look at their lives and stories away from football.

The show begins at 7 p.m. CT each week and fans are encouraged to attend the show in-person to talk to Coach Brohm and the guests before and after each show.

COACHES CORNER WITH JEFF BROHM

Hosted by Terry Obee, the 'Coaches Corner with Jeff Brohm' is a weekly television show airing throughout the Commonwealth. The show features behind-the-scenes looks inside the locker room, player and coach interviews, and weekly game highlights.

AIR TIMES

Market	Station	Day/Time
Bowling Green	WKYU	Thursday, 6:30 p.m. CT
		Saturday, 10:30 p.m. CT
Louisville	WBNA	Saturday, 10:30 a.m. ET

IMG STAFF



HILLTOPPER IMG SPORTS NETWORK



Chris Bloomfield
General Manager



Randy Lee
Senior Account Executive



Jamie Levitt
Account Executive



Ian Brandon
Partner Services
Coordinator

Contact Information:

Hilltopper IMG Sports Marketing
1605 Avenue of Champions
E.A. Diddle Arena
Bowling Green, Ky., 42101

Phone: (270) 745-5393

IMG

sports · entertainment · media



OUTLOOK



DOUGHTY RETURNS

After receiving a medical hardship waiver for the 2012 season, the nation's leader in passing yards and touchdowns in 2014, Brandon Doughty, returns for a sixth year and third as a starter. Doughty enters 2015 as the FBS active career leader in Passing Yards (7,800) and Touchdown Passes (63) while ranking among the top three in Pass Completions (635), Completion Percentage (66.8), Total Offense (7,637), Passing Efficiency (152.27), Pass Attempts (951) and Passing Yards per Game (260.0).

1,500 AND BEYOND

WKU has had a running back reach the 1,500 yard mark in each of the last five seasons, becoming just the second program in NCAA history to have a 1,500-yard rusher in five-consecutive seasons. WKU is joined on the list Northern Illinois (2002-06). The Hilltoppers passed Oregon (2009-12) and USC (1978-81) when Leon Allen went over 1,500 in the bowl game.

WHAT A DEBUT - NOW THE ENCORE

In his first season as head coach, Jeff Brohm led WKU to a number of program firsts as the Hilltoppers shattered the record books for the second consecutive season offensively. Brohm's offense set or tied 49 school and conference records, both as a team and individually, and broke 50 records overall.

The Tops defeated their first ranked opponent as a member of the FBS (No. 19 Marshall), won their first FBS bowl game (Popeyes Bahamas Bowl), and won at least eight games in consecutive seasons for the first time since 2003-2004.

So, what's left? Plenty.

WKU has yet to win a conference championship at the FBS level and has not won double-digit games since the Division 1-AA National Championship season in 2002 saw the Tops go 12-3. WKU shared the Gateway Conference title that season and last won an outright league championship as members of the Ohio Valley Conference in 2000.

TOPS IN CONFERENCE USA

WKU has won seven or more games in four consecutive seasons, the longest active streak in the league. The Hilltoppers also own a five-game winning streak, another league best. And, over the past three seasons, only Marshall (28) has won more combined games than WKU's 23.

WKU was also the first program in 17 years to break their league's single-game passing (Brandon Doughty, 593) and rushing record (Leon Allen, 345) in the same season (Kent State, MAC, 1997).

4,500 AND 1,5000

Without a doubt, the Hilltoppers love to pass the ball, but they also accomplished something in 2014 no one in the history of college football has ever done and it involved the running game. WKU became the first FBS Team with a 4,500 yd passer and 1,500 yd rusher as QB Brandon Doughty threw for 4,830 and RB Leon Allen rushed for 1,542.

WKU was just the fourth team in FBS history to have a 4,000-yard passer and 1,500-yard rusher in the same season. Baylor (2011), Tulsa (2008) and Oregon State (2003) are the only programs in FBS history to have two individuals hit those marks in the same season.

Their 6,372 combined yards were also the most in FBS history of the teams to accomplish the feat, 532 more yards than RGIII and Terrance Ganaway from Baylor in 2011 during RGIII's Heisman winning season.

GROUP OF FIVE - GROUP OF EIGHT

WKU is one of eight so-called 'Group of Five' programs and one of just 32 teams in the FBS to win seven or more games in four consecutive seasons. Since the 2011 season, these G5 teams have also had four-straight seven-plus win seasons, in order by total number of wins: Northern Illinois (46), Boise State (43), Cincinnati (38), Louisiana-Lafayette (36), Arkansas State (35), Toledo (34), and San Diego State (32).

STARTING AND GAME EXPERIENCE RETURNS

With 16 total starters returning from last year's starting lineup in the Popeyes Bahamas Bowl (seven offense, nine defense), WKU ranks No. 16 nationally in total starters returning, good for second in Conference USA - tied with FIU.

Overall, WKU returns 231 total games of starting experience, the most in all of Conference USA, according to CFB Matrix. CFB Matrix also has WKU No. 3 in the league, just behind Rice at No. 2, in terms of returning game experience by underclassman, meaning the Tops are built for more than just a senior-laden run in 2015.

CONSISTENTLY CONSISTENT

Since Jeff Brohm has been on the sidelines at WKU, the Hilltoppers have had a lead in all but one game, a span of 25 games over the past two seasons.

WKU's run of 2,000-yard all-purpose performers over the past four seasons is an FBS first and puts WKU in a rare category of having five such players in program history, a mark bested by only Utah State with six. Northern Illinois, Toledo and Tulsa also have five players who have eclipsed 2,000 all-purpose yards in a single season.



By winning eight games for a second-straight season and securing the program's first FBS bowl victory, WKU solidified itself as one of college football's most consistent 'Group of Five' teams during its thrilling 2014 season. First-year head coach Jeff Brohm was the mastermind behind the most dominant Hilltopper offense ever, a unit that ranked fourth nationally with 534 yards per game and combined to break 49 single-season and single-game WKU records. Entering 2015, the Hilltoppers are the lone Conference USA team with four consecutive seven-win seasons and come in as one of 32 programs across the FBS with that accomplishment on their resume.

Brohm gets the nation's best signal caller, Brandon Doughty, back to run his high-powered offense. Doughty shattered WKU and Conference USA records in his second season under Brohm's direction and was granted a sixth-year of eligibility by the NCAA in December. The Davie, Fla. native led the nation with 4,830 yards and 49 touchdown passes in 2014 and returns the majority of his weapons in an offense that is primed for another explosive campaign in 2015.

Seven offensive starters return for the Brohm Squad in 2015, including leading rusher Leon Allen, Doughty's top-two wide receivers Jared Dangerfield and Taywan Taylor, along with offensive linemen Forrest Lamp, Brandon Ray and Darrell Williams. Nine starters return from last year's WKU defense that had its growing pains but forced pivotal turnovers that were crucial in the Hilltoppers' eight wins.

WKU has clearly established itself as a winner at the FBS level. The Hilltoppers have been to a pair of bowl games, they won the inaugural Popeyes Bahama Bowl last season and are riding the momentum of back-to-back eight-win seasons. There won't be any "new kid on the block" talk in 2015. In fact, WKU is listed as the Conference USA favorite by many preseason publications. With Brohm emerging as one of college football's premier young coaches, Doughty returning at quarterback to lead a relentless offense and an experienced defensive aiming to prove itself, the Hilltoppers know what the next step is: a conference championship.

THE OFFENSE

Quarterback

It all starts with No. 12.

Coming off one of the best seasons by a quarterback in college football history, Brandon Doughty is back to call the shots for WKU's high-octane attack. Only five quarterbacks since 1956 have thrown more touchdowns than Doughty's 49 in 2014 and only 15 have thrown for more yards than his 4,830. He enters 2015 as the FBS active career leader in yards (7,800) and touchdown passes (63), and also ranks second in completions (635) and completion percentage (66.8).

Doughty flourished in his second season in the same meeting room as Brohm and his offseason improvement was apparent from the get-go in 2014. He set the tone for his monster campaign in the season-opener against Bowling Green with 569 yards and six touchdowns. Doughty went on to eclipse the 300-yard marker 10 times and threw at least five touchdowns on five separate occasions. He broke a C-USA single-game record with 593 yards at Middle Tennessee, set a FBS record for touchdown passes in a road game with eight scoring tosses in WKU's thrilling, 67-66 win at No. 19 Marshall

and was named the Popeyes Bahamas Bowl Offensive MVP after thrashing Central Michigan for 486 yards and five touchdowns.

After WKU started the season 3-5 and a postseason berth looked bleak, the Sammy Baugh Award winner was near flawless down the stretch. He was the driving force behind five-straight WKU wins to close the season as he completed nearly 70 percent of his passes, accounted for 1,825 yards and threw 24 touchdowns compared to just two interceptions during the winning-streak.

How does one improve on that kind of production? Doughty hit the weight room for extensive training with assistant strength coach Domenic Reno, who has multiple NFL seasons under his belt to go along with his training of Super Bowl MVP Eli Manning of the New York Giants. Doughty will use his improved strength and agility to captain a 2015 offense that returns four of his top five receiving targets from last year, a veteran offensive line and a bruising rusher in Leon Allen.

Redshirt junior Nelson Fishback and redshirt freshman Drew Eckels will battle for the understudy role behind Doughty. Fishback did not see action in 2014 but played relevant snaps in 2013 while Eckels used his rookie season to absorb WKU's complex offense under Brohm and Doughty's direction.

Offensive Line

Much like 2014, WKU's offensive line will feature a unique combination of youthful experience. Two-time All-Conference tackle Forrest Lamp, a junior, anchors an experienced unit that does not feature a single senior in the starting mix.

Lamp protected the blind side of Doughty during his record-shattering season and as a unit, WKU's offensive line produced the first 4,500-yard passing and 1,500-yard rushing duo in FBS history. The Hilltopper offense broke 49 single-game and single-season records behind the line's protection, which included the top single-game individual passing and rushing performances in Conference USA history.

Brandon Ray was a Freshman All-American at left guard for the Hilltoppers and his pulling ability beside Lamp was a major factor in Leon Allen's 1,542 rushing yards. Darrell Williams started 10 games at right guard last year and returns for his junior season, but WKU will be tasked with filling the shoes of long-time right tackle Cam Clemmons. Matt Nord and Joe Manley, who both earned significant snaps as sophomores, will battle for positions on the offensive line rotation. Max Halpin, who missed 10 games due to injury in 2014, is expected to return healthy at center.

Running Back

Gone are the days where a WKU running back gets 40 carries a game, but synonymous still are the Hilltoppers and 1,500-yard rushers. WKU has transitioned from a Power-I offense, to a power spread and now to a straight spread under its last three head coaches. Differing offensive philosophies have not affected the numbers produced by Hilltopper running backs.

Leon Allen rushed for 1,542 yards in his first season as the Hilltoppers' primary running back, making WKU just the second team in FBS history to have an individual rusher eclipse 1,500 rushing yards in five-consecutive seasons. Despite featuring a high-flying attack in 2014, WKU's ability



to churn out yardage on the ground was essential in its five-game winning streak to close the season. Led by two 200-yard rushing games from Allen, WKU gashed its final five opponents for 1,195 yards (209.8 pg) to supplement Doughty and his explosive receivers.

Allen set a C-USA single-game record with 345 rushing yards in a win over Army and two weeks later, he piled up 237 yards in WKU's win at No. 19 Marshall. His versatility as a pass catcher made him even more of a matchup nightmare for opposing linebackers as he hauled in 51 receptions for 476 yards and three touchdowns to go along with his 13 rushing scores.

Redshirt junior Anthony Wales provided WKU with a change-of-pace presence in the backfield last year, rushing for 518 yards and five touchdowns behind Allen. He and redshirt freshman D'Andre Ferby round out what should be another highly-productive backfield for the Hilltoppers in 2015.

The 6-foot, 235-pound Allen could be the x-factor in just how dominant WKU's offense will be this fall. If he's rolling, the Hilltoppers are as close to unstoppable as you get on the offensive side of the ball.

Wide Receivers/Tight Ends

WKU fielded its strongest wide receiver corps in program history last season and the majority of that nucleus returns in 2015. Long known for their ground-and-pound style and durable running backs, the Hilltoppers flipped the script on opponents in 2014 and lit up the scoreboard with their aerial attack.

Not much should change on that front as Doughty will still be throwing the passes to a loaded group of receivers. Senior Jared Dangerfield re-wrote the WKU record books during his first season on The Hill, setting a WKU single-season record with 69 receptions and tying a single-season record with 11 touchdown grabs. Fellow junior college transfer Antwane Grant was also dynamite for the Tops, hauling in 41 receptions for 509 yards and six touchdowns.

Sophomore Taywan Taylor exploded after a solid rookie campaign, racking up 767 yards and seven touchdowns on 45 catches. He was WKU's clear home run hitter, hauling in 13 receptions of 20+ yards and six touchdown catches of 30 yards or longer.

Another offseason to improve can only mean defensive coordinators across the league have to have their secondary ready when they face the Hilltoppers passing attack in 2015. Of WKU's 378 receptions and 4,866 passing yards last season, 70-percent of the receptions and 68-percent of the yards return.

Rising junior Nicholas Norris, who has shown an ability to turn a screen pass into a big gainer, may find time to fill the void Willie McNeal and Joel German leave while rising sophomore and former Kentucky Mr. Football Nacarius Fant got valuable game experience as a true freshman and could also be a heavy favorite to fill the vacant positions.

WKU loses a staple at tight end in Mitchell Henry, now with the Green Bay Packers, but returns redshirt senior Tyler Higbee, who has flashed brilliance at points in his career.

Higbee was one of many unsung heroes in the Hilltoppers' 67-66 win at No. 19 Marshall. In WKU's disruption of the Herd's bid for an undefeated season, Higbee accounted for 99 yards and three touchdowns on six receptions.

Higbee, who converted from wide receiver to tight end in 2013, will lead the lone offensive position group without a wealth of experience in 2015. WKU will pull the redshirt off 2014 signee Nick True, a Kentuckian who had the benefit of learning under coach Ryan Wallace. Henry and Higbee last season. Converted wideout Deon Yelder and linebacker Shaquille Johnson will also be called on to contribute as the season progresses. A former star for WKU on the hardwood, local product George Fant will give it a go on the gridiron for the Hilltoppers this fall and could end up being a serious threat with his size and athletic ability.

THE DEFENSE

Defensive Line

A defensive line that entered 2014 with plenty of question marks now heads into 2015 with the experience and depth that was missing a year ago. All six leading tacklers from last year's line return, as do WKU's top four sack leaders from 2014. Throw in experienced transfers Jontavious Morris, Sidney Hammond and Omar Bryant, and the Hilltoppers have what should be their deepest defensive line since 2012.

At the forefront is redshirt senior defensive end Gavin Rocker, who led all defensive linemen with 45 tackles and 5.5 sacks in 2014. Youngsters Derik Overstreet and Tanner Reeves emerged as reliable pass rushers opposite Rocker a year ago and bring a year of experience to the table this season.

Overstreet was named to the C-USA All-Freshman Team after racking up 31 tackles, 3.5 tackles for loss and a pair of sacks in his final seven games of the season. He entrenched himself in the starting lineup at the halfway point of 2014 and WKU went 6-1 with him as a starter, culminating in a Bahamas Bowl Defensive MVP effort in which he registered five tackles and two sacks.

In the middle, Bryan Shorter and Devante Terrell, both in their second seasons as the starting interior tackles, held their own as Shorter's 7.5 tackles for loss and 5.5 sacks were both career-bests. Another newcomer, much like Overstreet and Reeves, made arguably the biggest strides from the beginning of the season to the end, All-Name Team favorite Ge'Monee Brown. Brown's eight tackles for loss led all defensive linemen and six of those came in the second half of the season where WKU was 6-1.

Shorter, Terrell, Brown, Morris and Bryant provide WKU with a five-man rotation of gap pluggers while Rocker, Overstreet, Reeves and Hammond give the Hilltoppers their most formidable pass rush since former fifth-round NFL Draft selection Quanterus Smith was on The Hill.

Linebackers

WKU was tasked with replacing its entire starting linebacker corps last season after Andrew Jackson and Xavius Boyd went to the NFL and Chuck Franks graduated following an eight-win campaign in 2013. Replacing one of the strongest units in school history came with some growing pains but the performances of junior college transfers Nick Holt and Dejon



Brown, along with the development of younger players and addition of T.J. McCollum, have the Hilltoppers excited about the middle of their defense in 2015.

Now seniors, Holt and Brown will lead the linebackers once again. Holt, the son of associate head coach and defensive coordinator Nick Holt, led WKU and ranked second in Conference USA with 111 tackles during his first season. The savvy middle linebacker made 62 solo stops, registered seven tackles for loss, tallied 1.5 sacks, broke up three passes and recovered a fumble as the leader of the defense. Brown was right behind Holt with 78 tackles and tied for the team lead with eight tackles for loss.

McCollum, a UAB transfer with three years of eligibility beginning immediately, is expected to make significant contributions during his first season in Holt's defense. The Hilltoppers also return the services of redshirt freshman Joel Iyiebuniwe, who looked strong in three games as a rookie before injury cut his 2014 short. Fellow redshirt freshman Masai Whyte had a solid spring and could be in the mix, as could redshirt sophomore Daeshawn Bertram, who impressed in relief roles last season.

Secondary

There were times in 2014 that the Hilltopper secondary made fans scratch their heads and there were times when it came up with game-defining plays that sent Houchens-Smith Stadium into euphoria. There were some dark moments, but there were definitely some wonderful moments on the last line of WKU's defense.

Wonderful Terry, a Second Team All-Conference USA selection and Name Team All-American, emerged as WKU's biggest playmaker during his first season on The Hill. The rising senior ranked second nationally with three defensive touchdowns in 2014, one of which was a game-winning 90-yard interception return in the fourth quarter against UTEP and another which sealed a win at Navy. Perhaps his biggest play of the season

was not a turnover and was actually WKU's last play of the season. Terry broke up Central Michigan's potential game-winning two-point conversion in the Bahamas Bowl with no time left in regulation to secure WKU's first FBS bowl win.

Terry and fellow senior Prince Charles Iworah will provide experience and leadership at cornerback this season while juniors Marcus Ward and Branden Leston hold down the safety positions. Terry and Iworah combined for 11 pass breakups, three interceptions and two fumble recoveries in 2014. Ward and Leston shared the secondary lead with 63 tackles apiece. Ward enters his third season as a starter and Leston burst onto the scene as another big-time playmaker in the secondary late in the season. Leston picked off Marshall quarterback Rakeem Cato three times during WKU's win in Huntington, came up with an interception against UTSA and set up another interception in the bowl win with a tipped ball in the end zone that teammate Cam Thomas caught to keep CMU off the scoreboard.

Replacing Thomas will be the most difficult task for the secondary in 2015, as his press coverage and run-stopping ability leaves a void on the outside. Terry and Iworah are up to the challenge and DeVante Thomas' return from injury adds toughness to the unit. Redshirt freshman Martavius Mims also impressed during his one season on the scout team and he will look to factor into the rotation at safety, a thin position by comparison for the Hilltoppers. Sophomore De'Andre Simmons will be in the mix as well with a handful of reps under his belt as a primary backup to Iworah and Terry. As a position of need for the Tops, the coaching staff converted running back/wide receiver De'Andre Farris to safety in the spring, and his ball skills and tenacity in the box stood out right away.

2015 SIGNEES

NAME	HT	WT	POSITION	HOMETOWN	LAST SCHOOL
Omarious Bryant	6-3	310	Defensive Line	Byram, Miss.	Southwest CC/Terry HS
Tyler Camp	6-3	305	Offensive Line	Forsyth, Ga.	Mary Persons HS
Nick Coffey	6-4	260	Defensive Line	Dunnnville, Ky.	Russell County HS
Jordon Gonzalez	6-0	180	Defensive Back	Louisville, Ky.	DuPont Manual HS
Sidney Hammond	6-2	250	Defensive Line	Kennesaw, Ga.	Dodge City CC/Kennesaw Mountain HS
Hunter Holland	6-3	275	Offensive Line	Buford, Ga.	Buford HS
Ty'Ron Horton	6-3	260	Defensive Line	Louisville, Ky.	DuPont Manual HS
Parker Howell	6-4	275	Offensive Line	Nashville, Tenn.	Christ Presbyterian Academy
AJ Jackson	5-11	170	Defensive Back	Louisville, Ky.	Seneca HS
Lucky Jackson	6-1	185	Wide Receiver	Lexington, Ky.	Lafayette HS
Quin Jernighan	6-3	210	Wide Receiver	LaVergne, Tenn.	LaVergne HS
Jason Johnson	6-0	195	Defensive Back	Pahokee, Fla.	Pahokee HS
T.J. McCollum	6-3	230	Linebacker	Birmingham, Ala.	UAB/Clay-Chalkville HS
Jontavious Morris	6-2	305	Defensive Line	Albany, Ga.	UAB/Albany HS
Devin Nixon	6-0	185	Wide Receiver	Melbourne, Fla.	Viera HS
DeVon Quincy	6-1	225	Linebacker	Lexington, Ky.	Lafayette HS
Cullen Reynolds	6-5	310	Offensive Line	Madisonville, Ky.	North Hopkins HS
Andre Thomas-Cobb	6-3	200	Wide Receiver	Lehigh Acres, Fla.	Lehigh HS
Marquez Trigg	6-0	215	Running Back	Glasgow, Ky.	Glasgow HS
Heath Wiggins	6-2	260	Defensive Line	Mayfield, Ky.	Graves County HS



OFFENSE

WR	21	Jared Dangerfield	6-3	215	r-Sr.
	83	Will Bush	5-11	195	r-Fr.
LT	76	Forrest Lamp	6-4	300	r-Jr.
	71	R.J. Scaife	6-5	275	Fr.
LG	51	Brandon Ray	6-2	285	r-So.
	75	Jimmie Sims	6-5	290	r-So.
C	70	Max Halpin	6-3	295	r-Jr.
or	64	Dennis Edwards	6-1	305	r-Fr.
RG	62	Darrell Williams, Jr.	6-6	310	r-Jr.
	79	Joe Manley	6-6	315	r-Jr.
RT	69	Matt Nord	6-6	310	r-Jr.
	62	Darrell Williams, Jr.	6-6	310	r-Jr.
WR	15	Nicholas Norris	5-9	175	Jr.
or	1	Nacarius Fant	5-9	185	So.
WR	2	Taywan Taylor	6-1	195	Jr.
	3	Antwane Grant	6-1	205	Sr.
QB	12	Brandon Doughty	6-3	220	r-Sr.
	9	Nelson Fishback	6-2	215	r-Jr.
RB	33	Leon Allen	6-0	235	Sr.
	20	Anthony Wales	5-10	195	r-Jr.
	32	D'Andre Ferby	6-1	240	r-Fr.
TE	82	Tyler Higbee	6-6	250	r-Sr.
	18	Shaquille Johnson	6-4	235	Jr.

SPECIAL TEAMS

PK	56	Garrett Schwettman	5-11	175	Sr.
	15	Joseph Occhipinti	6-3	190	Jr.
KO	15	Joseph Occhipinti	6-3	190	Jr.
or	56	Garrett Schwettman	5-11	175	Sr.
PR	2	Taywan Taylor	6-1	195	Jr.
or	81	Kylen Towner	5-8	175	r-So.
KOR	81	Kylen Towner	5-8	175	r-So.
or	20	Anthony Wales	5-10	190	r-Jr.
P	15	Joseph Occhipinti	6-3	190	Jr.
SNP	47	Nolan Dowling	6-3	225	r-Jr.

DEFENSE

DE	72	Derik Overstreet	6-2	250	So.
	24	Devante Duclos	6-1	240	Jr.
DT	3	Jontavious Morris	6-2	305	Sr.
	55	Evan Sayner	6-3	285	r-Fr.
DT	94	Bryan Shorter	6-2	280	r-Sr.
	96	Julien Lewis	6-3	300	r-Fr.
DE	88	Gavin Rocker	6-2	255	r-Sr.
	11	Tanner Reeves	6-4	240	r-So.
LB	6	T.J. McCollum	6-3	230	r-So.
	34	Drew Davis	6-1	225	Jr.
or	4	Joel Iyiegboniwe	6-2	220	r-Fr.
LB	10	Nick Holt	6-1	230	r-Sr.
	25	Masai Whyte	6-0	218	r-Fr.
or	54	Daeshawn Bertram	5-11	220	r-So.
LB	17	Dejon Brown	6-3	250	Sr.
	13	Nick Newton	6-4	245	r-Sr.
or	40	Isaac Tanner	6-0	225	So.
CB	5	Wonderful Terry	5-10	190	Sr.
	23	De'Andre Simmons	5-11	185	r-So.
S	31	Branden Leston	6-3	205	r-Jr.
	27	Martavius Mims	6-1	200	r-Fr.
S	8	Marcus Ward	6-3	210	Jr.
	29	Leverick Johnson	6-1	185	So.
CB	30	Prince Charles Iworah	5-11	190	r-Sr.
	7	Joe Brown	5-10	190	So.



Running Back Leon Allen

• Bold indicates returning starter



COACHING STAFF



HEAD COACH JEFF BROHM

Jeff Brohm, a native Kentuckian and one of the state's most notable football products, enters his second season as the head football coach at WKU.

A 12-year collegiate coaching veteran with experience in the Big 10, Big East, Conference USA and Sun Belt conferences, Brohm came to the Hill as the offensive coordinator in 2013 where he directed a high-flying, high-scoring offensive attack that shattered 18 single-season school records including total offense, individual passing yards and individual rushing yards.

He obliterated those marks once he was given the controls to direct his version of the offense.

In 2014, the Hilltoppers completed their transformation from a ground-and-pound, run-first program to one of the nation's premiere passing offenses with their ability to move the ball seemingly at will against opponents.

In one season under Brohm, WKU broke 50 school and conference records including the school's single-season and single-game records in total yards (season/game), touchdown passes (season/game), points scored in a season, and a host of others.

The head coach's biggest credit, however, may lie in the right arm of senior quarterback Brandon Doughty, the nation's top passer in 2014. In his first season as a starter, Doughty threw 14 touchdowns to 14 interceptions but improved dramatically with Brohm directing the offense.

Doughty's 49 touchdown passes and 4,830 yards were national-best numbers as he earned Conference USA Most Valuable Player honors and the Sammy Baugh Award, given to the nation's top quarterback. Doughty was even more deadly at home where he finished the year without throwing a single interception to 24 touchdowns - the only QB in the

THE BROHM FILE

PERSONAL

Born: April 24, 1971

Hometown: Louisville, Ky.

High School: Lou. Trinity, '89

College: Louisville '94

Wife: Jennifer

Children: Brady and Brooke

PLAYING CAREER

High School: Lou. Trinity (1986-88)

College: Louisville (1989-93)

NFL: San Diego Chargers (1994), Washington Redskins (1995), San Francisco 49ers (1995-97),

Tampa Bay Buccaneers (1998), Denver Broncos (1999), Cleveland Browns (2000)

XFL: Orlando Rage (2001)

COACHING CAREER

2002: Louisville Fire - Head Coach (AF2)

2003-06: Louisville (Quarterbacks)

2007: Louisville (Assistant Head Coach/Passing Game)

2008: Louisville (Assistant Head Coach/Offensive Coordinator)

2009: Florida Atlantic (Quarterbacks)

2010-11: Illinois (Quarterbacks)

2012: UAB (Offensive Coordinator/Quarterbacks)

2013: WKU (Assistant Head Coach/Offensive Coordinator)

2014-15: WKU (Head Coach)



country with more than 60 attempts who can make that claim. To put it into perspective, if Doughty had never played a single road game on the year, he would have still broken WKU's single season touchdown passes record, a record that had stood since 1985 with 22.

The head coach's success is not a one-year wonder. Under his tutelage, 20 players in offenses he coordinated went on to be drafted into the National Football League while four quarterbacks, Stefan LeFors, Brian Brohm, Hunter Cantwell, and Rusty Smith went on to play in the NFL directly out of Brohm's quarterback room.

Brohm inherited a program that is in the midst of a highly successful transition into the FBS. The Hilltoppers are one of just 32 programs heading into 2015 that have at least seven wins in four consecutive seasons and one of just eight Group of Five teams to accomplish that feat.

As the assistant head coach and offensive coordinator for the Tops in 2013, along with Doughty's improvement, running back Antonio Andrews, now with the Tennessee Titans, broke his own school record, set in 2012, and became just the 11th player in FBS history to rush for 1,700 yards or more in consecutive seasons when he piled up 1,730 rushing yards.

For his efforts, Andrews was named the Sun Belt Conference Player of the Year and earned four All-American team distinctions. Andrews is also the school's first ever first-round invitee to the Reese's Senior Bowl, the nation's preeminent all-star game for graduating seniors.

Known for his development of signal callers, Brohm spent two years at Illinois before making the move to UAB for the 2012 season. In his second year working with Illinois quarterback Nathan Scheelhaase, Brohm guided the sophomore to improved numbers in passing yardage, completion percentage and passing efficiency in 2011. Scheelhaase's 138.0 rating was the fourth-best season mark in Illini history.

Brohm began molding Scheelhaase in 2010 and he quickly showed results, throwing 13 touchdowns and one interception over the last seven games of the season after

throwing four touchdowns and seven interceptions in the first six games. Scheelhaase also broke the Illinois records for rushing by a quarterback and by a freshman with 868 yards Prior to going to Illinois, Brohm spent the 2009 season as the quarterbacks coach at Florida Atlantic in the Sun Belt Conference, where he was reunited with his college coach, Howard Schnellenberger.

Brohm served as the quarterbacks coach at Louisville from 2003-06, assistant head coach and passing game coordinator in 2007, and the assistant head coach and offensive coordinator in 2008.

Under Brohm's direction, the Cardinals' passing attack flourished, including a record-breaking season in 2007 with Brohm's younger brother, Brian, as quarterback. Brian Brohm threw for 4,024 yards including 30 touchdowns, on his way to repeating second team All-Big East accolades. Brian finished second in the nation in passing efficiency and completed 68.8 percent of his throws in 2006.

In his first season as an assistant coach at Louisville, Brohm guided quarterback Stefan LeFors to a No. 1 national ranking in passing efficiency and completion percentage, and watched as the southpaw narrowly missed setting NCAA records in both categories.

Brohm began his NFL career in 1994 with the San Diego Chargers, who played in Super Bowl XXIX. He played for the San Francisco 49ers from 1995-97, where he was the backup quarterback to Hall of Famer and ESPN analyst Steve Young in 1997.

From 1998-2000, Brohm played for the Tampa Bay Buccaneers, Denver Broncos and the Cleveland Browns. In 2001, he played in the XFL for the Orlando Rage and was named first team All-XFL as he owned the league's highest QB rating at 99.9.

Brohm was one of four family members to earn a gridiron letter from Louisville. He wrapped up his four-year collegiate career as one of the most prolific offensive players to wear Louisville's jersey.

JEFF BROHM'S OFFENSIVE BREAKDOWN

	Starting Quarterbacks						Total Offense		
	Cmp.	Att.	Pct.	Yds.	TD.	INT.	YPG	PPG	Pass YPG
Louisville, 2003	219	357	61.3	3,145	17	10	488.8	34.6	260.7
Louisville, 2004	255	355	71.8	3,415	26	5	539.0	49.8	288.6
Louisville, 2005	246	374	65.7	3,523	24	9	482.1	43.4	293.6
Louisville, 2006	244	383	63.8	3,759	21	7	475.3	37.8	290.0
Louisville, 2007	308	473	65.1	4,024	30	12	488.0	35.2	341.9
Louisville, 2008	221	377	58.6	2,493	16	16	376.7	24.7	212.2
FAU, 2009	254	437	58.1	3,287	26	7	432.1	27.4	279.7
Illinois, 2010	155	264	58.7	1,825	17	8	397.1	32.5	151.0
Illinois, 2011	184	291	63.0	2,110	13	8	355.7	22.6	184.0
UAB, 2012	279	477	58.5	3,706	21	13	419.1	28.2	308.8
WKU, 2013	246	374	65.8	2,857	14	14	458.5	30.8	261.7
WKU, 2014	375	552	67.9	4,830	49	10	534.6	44.4	374.0
Totals	2,986	4,714	63.3	38,974	274	119			

JEFF BROHM'S FOOTBALL INFLUENCE

AS A PLAYER

San Diego Chargers (1994)

Bobby Ross
Sylvester Croom
Jerry Sullivan
Junior Sea

Washington Redskins (1995)

Cam Cameron
Norv Turner
Russ Grimm

San Francisco 49ers (1995-97)

George Seifert
Pete Carroll
Steve Mariucci
Jay Gruden
Marty Mornhingweg
Steve Young
Jerry Rice
Terrell Owens
Rod Woodson

Tampa Bay Buccaneers (1998)

Tony Dungy
Herman Edwards
Monte Kiffin
Rod Marinelli
Mike Shula
Lovie Smith
Trent Dilfer
Warren Sapp
Derrick Brooks

Denver Broncos (1999)

Mike Shanahan
Gary Kubiak

Cleveland Browns (2000)

Romeo Crennel
Tony Sparano

AS A COACH

Louisville (Player 1989-93, Asst. Coach 2003-08)

Howard Schnellenberger
Bobby Petrino
Danny Hope
Paul Petrino
Greg Nord
Mike Cassity
Ken Delgado
Mike Summers
Ron English

Illinois (Quarterbacks Coach 2010-11)

Ron Zook
Dan Disch

As a three-year starter for the Cards, Brohm ranks among the all-time leaders for passing yards, touchdown passes, completions, total offense and completion percentage.

A Louisville native, he was voted the team's MVP in both 1992 and 1993.

Among his most notable victories of as collegiate quarterback was the 18-7 win over Michigan State in the 1993 Liberty Bowl in Memphis. Brohm, playing with two steel pins and one steel plate in the index finger of his throwing hand completed 19-of-29 passes for 197 yards and a touchdown amidst 20-degree temperatures and freezing rain. Entering the fourth quarter, Louisville trailed 7-3 before Brohm connected on a 25-yard touchdown strike to Reggie Ferguson to give Louisville the lead for good. He also helped tack on another insurance touchdown late in the game.

In 1992, Brohm completed 155-of-297 passes for 2,008 yards and nine touchdowns. He followed up his 1992 campaign with 2,626 yards in 1993, completing 185-of-304 passes, including 20 touchdown passes. His 20 touchdown passes in 1993 set a new school mark at the time that held until the record setting 1998 campaign of Chris Redman. He totaled 5,451 passing yards for his career with 38 touchdown passes.





In 2006, his uniform number was honored by the University of Louisville following his prolific career.

In 1989, Brohm was selected in the MLB First Year Player Draft by the Montreal Expos out of high school and later selected by the Cleveland Indians in 1990 during his collegiate days. He spent two seasons in the minor league system, playing for Burlington in 1990 and Watertown in 1991. He saw action in 51 career games, posting 39 hits and four home runs.

Brohm was an elite three-sport athlete during his prep days at Louisville's Trinity High. Brohm excelled in football, baseball and basketball in his time playing at Trinity.

Brohm was named an All-District, All-Region and All-State selection as both a junior and senior. He was also an All-Southern and Dixie Dozen selection as a senior and was named the Bobby Dodd Back of the Year and the Atlanta Touchdown Club Back of the Year following the 1988 season. He helped lead his 1988 team to an undefeated record and was later named to the "Team of the Decade" by the Louisville Courier-Journal. He finished his prep career with 1,707 yards passing and 20 touchdowns as a senior in addition to 602 yards on the ground on 185 carries with 12 touchdowns. In all, he threw for 3,341 yards in three seasons while rushing



BROHM'S DRAFT PICKS

PLAYER	ROUND	TEAM
2005		
Eric Shelton	2nd (54)	Carolina Panthers
Stefan Lefors	4th (121)	Carolina Panthers
Lionel Gates	7th (326)	Buffalo Bills
J.R. Russell	7th (253)	Tampa Bay Buccaneers
2006		
Jason Spitz	3rd (75)	Green Bay Packers
2007		
Michael Bush	4th (100)	Oakland Raiders
Kolby Smith	5th (148)	Kansas City Chiefs
2008		
Brian Brohm	2nd (56)	Green Bay Packers
Harry Douglas	3rd (84)	Atlanta Falcons
Gary Barnridge	5th (141)	Carolina Panthers
Breno Giacomini	5th (150)	Green Bay Packers
Mark Urrutia	7th (246)	Cincinnati Bengals
2009		
Eric Wood	1st (28th)	Buffalo Bills
George Bussey	5th (170)	New England Patriots
2010		
Rusty Smith	6th (176)	Tennessee Titans
2011		
Rob Housler	3rd (69)	Arizona Cardinals
Mikel Leshoure	2nd (57)	Detroit Lions
2012		
A.J. Jenkins	1st (28)	San Francisco 49ers
Jeff Allen	2nd (44)	Kansas City Chiefs
2013		
Hugh Thornton	3rd (86)	Indianapolis Colts
2015		
J.J. Nelson	5th (159)	Arizona Cardinals
Kennard Backman	6th (213)	Green Bay Packers

Jeff Brohm at the University of Louisville





for 1,006 yards. He threw 35 touchdowns and ran for an additional 21 scores.

Brohm played under Dawhares/KHSAA Hall of Fame Coach Dennis Lampley at Trinity.

Following his time at Trinity, he became the first player in Trinity's history to have their uniform number retired, an honor he held by himself until after the 2003 season when his brother, Brian, had his number retired by the school.

Brohm was also an All-District and All-Region selection in baseball for coach Rich Rostel while serving as the starting point guard for the basketball team on his way to All-District Tournament Team honors for coach Joe Thompson. He led the basketball team in assists and scoring as a senior in 1989.

Brohm excelled off the field as well, serving as class president and finishing 16th in a class of 293 students with a grade point average of 3.90.

Brohm's high school career has been recognized in various Hall of Fames, including the Dawhares/Kentucky High School Athletic Association Hall of Fame and the Trinity High School Hall of Fame.

Brohm and his family were also honored in 2013 as the first recipients of the Howard Schnellenberger Family Award for their contributions to Louisville-area Catholic sports.

The son of Oscar and Donna Brohm, Jeff is one of the couple's four children. Greg, currently serves as the Director of Football Operations for WKU, while Brian is a former NFL quarterback and currently plays in the CFL. Sister, Kim, was a three-sport star at Louisville's Mercy Academy and later starred in volleyball, basketball and softball at Spalding in Louisville.

Brohm received his bachelor's degree in business administration from Louisville in 1994. He and his wife, Jennifer, have a son, Brady, and daughter, Brooke.

Jeff Brohm with brother Brian, wife Jennifer, daughter Brooke, son Brady, mother Donna and father Oscar.



WHAT THEY ARE SAYING ABOUT JEFF BROHM

Howard Schnellenberger, Legendary College Football Coach

"Jeff was certainly an integral part in many of my successes as a coach. I think he is well prepared to take advantage of this opportunity. He gets the most out of his players, and he's been in enough developing and building situations that he understands the extra efforts and demands that it takes to bring a program to the next level. It's obvious to me that WKU is on the brink of taking that next step. He knows how to develop a football team, and he was a highly recruited young man from a renowned family in Louisville. We weren't very good when it was his turn to come be with us, but he put his faith in me and came with us. He became a driving force in our rise to the level we rose to (at Louisville). When I brought him to FAU, he was essential in developing our quarterbacks including Rusty Smith who went on to the NFL."

Jay Gruden, Washington Redskins Head Coach

"Playing the quarterback position as Jeff did, you have to be a great leader and really understand the position. Jeff was that and more. He knew about all of the responsibilities of every position, and I think those are major attributes that make successful head coaches. I couldn't be more excited for him."

Marty Mornhinweg, New York Jets Offensive Coordinator

"He was a heck of a player when I coached him in San Francisco, and I've been able to follow his coaching career and he's done an excellent job everywhere he has been. I know he's one of the great offensive minds in the country and a top flight recruiter. I'm very excited for him and his family."



Bobby Petrino, University of Louisville Head Coach

"I am very excited for Jeff and his family to have this opportunity. Jeff and I have been coaching together for a long time, and I know he has been preparing himself to be a head coach at the FBS level. His preparation and attention to detail is what you want from a coach, and those attributes along with his love for the game of football and for his players will help him succeed."

Steve Young, Pro Football Hall of Famer and ESPN NFL analyst

"Jeff was a very conscientious, hard-working, detailed player. I enjoyed his easy demeanor and laser focus. He was a great teammate and I know he's a great coach."

Trent Diller, Super Bowl Champion Quarterback

"Jeff and I go all the way back to when we played with the Buccaneers, and of all the backups I ever had, I found him to be a tremendous student of the game with a quick mind in-game which I think will help him as a head coach. As I've followed his career as a coach, he really understands the quarterback position which there are only a handful of people in the country that really get it and I put him in that category. He's had a really nice coaching pedigree and I think all of those things add up to a really fine head coach."

Ron Zook, Former Illinois and Florida Head Coach

"Jeff Brohm is not only a great football coach but a great person, family man and mentor for his players. He has been successful at everything he has ever been associated with, and I couldn't be happier for a more deserving man than Coach Brohm."

Stefan Lefors, Former Louisville and Carolina Panthers quarterback

"I'm very excited for Jeff and this opportunity for him. Coach Brohm was a great quarterbacks coach and his demeanor made the position have meaning and made it fun. He related well to the players, and he was honest to everyone, which made us better players as a whole. He is definitely a football guy, and I know that he will do well at WKU."

Nathan Scheelhaase, Former Illinois quarterback

"I think I can speak for all who know Jeff that we are definitely excited for him. I think it something, as a player, that you knew he had what it takes to become a head coach, and I know he is ready for this move in his career. Coach Brohm has all the intangibles of what it takes to become a head coach—his demeanor, he is even-keeled, understands the game. He is able to relate to the players in a way that definitely makes you respect him. He played the game and played the game at the highest level, so players respect him for that, and he shows equal respect in return."

Brian Brohm, Former Louisville quarterback

"Jeff is a great hire for WKU. He's been around some of the best coaches in the game and brings a little piece of all of them with him. He is without a doubt the best quarterback coach I have ever had and will make a great head coach. His players are going to love playing for him because he is passionate about the game, loves to win, and makes playing the game fun. I'm excited to watch him take on this challenge and am certain he will succeed."



NICK HOLT

ASSOC. HEAD COACH - DEFENSIVE COORDINATOR

THIRD YEAR AT WKU | UNIVERSITY OF THE PACIFIC '86

Nick Holt, a former BCS conference defensive coordinator, head coach and a former national champion, serves as the defensive coordinator at WKU. Following the 2013 season, Holt added the title of Associate Head Coach.

Holt has the luxury of returning nine starters on defense in 2015 after seeing just four come back to begin the 2014 season. WKU finished No. 17 nationally in red zone defense and had one of the most opportunistic secondaries last season as they tallied five defensive touchdowns - including four of 80 yards or more, the most since 2007.

In 2013, Holt's defense ranked No. 14 overall in total defense while his pass defense was No. 10 in the nation. Among conference members, the Hilltoppers finished with the top tackler in terms of tackles for loss and sacks in linebacker Xavius Boyd while defensive back Cam Thomas was the league's best ball hawk, leading the SBC with 15 passes defended.

Under Holt's tutelage, Boyd had a career season and was named the SBC's Defensive Player of the Year, giving WKU the award in consecutive seasons (Quanterus Smith in 2012). The Hilltoppers also had four players on the first team All-SBC defensive team as Boyd, Thomas, Jonathan Dowling and Bar'ee Boyd gave the Tops a conference-high for members on the squad.

Before spending one season at Arkansas, Holt was the defensive coordinator at the University of Washington from 2009-11. Prior to that that he was defensive coordinator at the University of Southern California from 2006-08 and the head coach at Idaho from 2004-05. From 2001-03, he was the linebackers coach at USC and helped the Trojans win the 2003 national championship.

In his final season coordinating the USC defense, he helped lead the Trojans to their NCAA-record seventh-straight 11-win season, a seventh consecutive Pac-10 title and seventh straight BCS bowl berth. USC ended the season by beating Penn State for an unprecedented third straight Rose Bowl

victory. The 2008 Trojans led the NCAA in scoring defense at 9.00 points per game, pass defense with 134.38 yards per game allowed and in pass efficiency defense with a 85.75 rating while ranking second in the country by allowing 221.77 yards of total offense per game, the lowest total by a Pac-10 school since 1971.

Holt began his coaching career in 1986 at St. Mary's High School in Stockton, Calif., and moved to the UNLV in 1987 as a graduate assistant. He was promoted to linebackers coach for the 1988-89 seasons before moving to Idaho, where in 1994 the Vandals led NCAA Division I-AA in rushing defense.

Holt was a four-year letterman at linebacker at the University of the Pacific and earned honorable-mention All-America honors in 1985, when he was the Tigers' MVP and team captain. Holt graduated from Pacific in 1986 with a bachelor's degree in political economics.

Holt and his wife Julie have two sons, Nick and Ben, both who play for the Hilltoppers. He is believed to be the only coach in the FBS to have both his sons on the same team and the only coach to have a son (Nick) in his position room.

COACHING CAREER

1986: St. Mary's HS
(Defensive Coordinator)

1987: UNLV
(Graduate Assistant)

1988-89: UNLV
(Linebackers)

1990-93: Idaho
(Defensive Line)

1994: Idaho
(DC/Defensive Line)

1995-97: Idaho
(DC/Linebackers)

1998-2000: Louisville
(Defensive Line)

2001-03: USC (Linebackers)

2004-05: Idaho
(Head Coach)

2006-08: USC
(DC/Defensive Line)

2009-11: Washington
(DC/Asst. HC)

2012: Arkansas
(Recruiting Coordinator)

2013: WKU
(Defensive Coordinator)

2014-15: WKU
(Associate Head Coach/
Defensive Coordinator)



TYSON HELTON

OFFENSIVE COORDINATOR - QUARTERBACKS

SECOND YEAR AT WKU | HOUSTON '99

Tyson Helton serves as the Hilltopper's offensive coordinator after arriving on The Hill following one season at Cincinnati.

In one season as the Hilltoppers' offensive coordinator and quarterbacks coach, he made quite the impression. Serving as the day-to-day coach of 2014 Conference USA MVP Brandon Doughty, Helton saw his quarterback go from a 1:1 touchdown-to-interception ratio to nearly 5:1 ratio. WKU's offense also improved dramatically with Helton as the team's coordinator, jumping from No. 30 nationally in Total Offense to No. 4.

Prior to WKU, Helton served as the special teams coordinator and tight ends coach on Tommy Tuberville's first coaching staff at UC. The Bearcats went 9-4 overall and 6-2 in the American Athletic Conference with an appearance in the Belk Bowl against North Carolina.

The 14-year veteran coached First-Team All-American Athletic Conference selections Blake Annen (TE) and Ralph David Abernathy IV (KR) in 2013. He was also part of a staff that produced the most prolific offensive unit in Cincinnati history. The Bearcats set the school record with 6,137 yards of total offense and led the American Athletic Conference, averaging 472.1 yards per game.

Helton spent the previous six years seasons at UAB coaching the quarterbacks (five seasons) and running backs (one year). Under Helton's guidance, Joe Webb developed into one of the most prolific quarterbacks in NCAA history. In 2009, Webb became the first player in NCAA history to pass for 2,000 yards and rush for 1,000 in back-to-back seasons.

In 2009, the Blazer offense tallied 5,111 yards, the most in school history. In 2010, UAB again had a potent offense as the unit finished with 5,074 yards, second-highest in school history. Under Helton's tutelage, quarterback Bryan Ellis passed for 2,940 yards and 25 touchdowns.

Helton joined the Blazers after three years at Memphis, where he coached special teams and tight ends. While working on the Tigers' staff under head coach Tommy West, the Memphis special teams prospered under his guidance.

In 2005, UM kicker Stephen Gostkowski, now with the NFL's New England Patriots, was responsible for nearly one-third of the team's scoring and was named the Conference USA Special Teams Player of the Year.

Prior to joining the program at Memphis, Helton spent four years as a member of June Jones' staff at Hawai'i. He arrived on the Manoa campus in 2000 as a graduate assistant and worked with the Warriors' special teams.

Helton is the brother of Southern California assistant coach Clay Helton and the son of former NFL and collegiate coach Kim Helton.

Helton earned his bachelor's degree in business at Houston in 1999 after a four-year career with the Cougars at quarterback. He and his wife, April, have two daughters, Shelby Grace and Presley, and twin boys Cole and Clay.

COACHING CAREER

- 2000: Hawai'i (Graduate Assistant)
- 2001-03: Hawai'i (Special Teams)
- 2004-06: Memphis (Tight Ends/Special Teams)
- 2007-11: UAB (Quarterbacks)
- 2012: UAB (Running Backs)
- 2013: Cincinnati (Tight Ends/Special Teams)
- 2014-15: WKU (Offensive Coordinator/Quarterbacks)



RICKY BRUMFIELD

ASSISTANT COACH - SPECIAL TEAMS/ CORNERS

THIRD YEAR AT WKU | UTAH STATE '99

Ricky Brumfield serves as WKU's cornerbacks coach while assisting with special teams after previously spending two years as the special teams coordinator and safeties coach at Nicholls State.

During his second season on The Hill, Brumfield was charged with replacing a four-year starter at punter among his specialists unit and also assist in the development of new kick and punt returners following the graduation of All-American Antonio Andrews. At corner, Brumfield developed first-year starter Prince Charles Iworah into an every-down corner opposite All-Conference performer Cam Thomas.

Brumfield's cornerback group proved to be among the nation's best in 2013 and topped the conference in every statistical category for pass defenders including total interceptions, passing defense efficiency and pass defense. Brumfield's primary corners, Tyree Robinson and Thomas, combined for nine of the team's 14 interceptions.

Brumfield's coverage units on special team's also excelled as WKU finished the regular season as the top kick and punt cover unit in the league.

In 2011 under Brumfield's tutelage, the Nicholls State special teams unit was among the leaders in the FCS in blocked kicks, accounting for six on the year. In addition, kick returner Chika Madu set a single-game Southland and program record with 304 yards and two touchdowns against Stephen F. Austin en route to being named National, Southland and Louisiana Player of the Week. As a unit, Nicholls finished the season ranked 14th in the FCS with a 23.55 yard kick return average.

Brumfield, a native of New Orleans, joined the Nicholls State staff after directing the special teams at Fairmont State University for seven seasons. In 2010, the Fighting Falcons ranked No. 1 in their conference in overall special teams as his squad blocked five kicks, caused two turnovers and scored two touchdowns on the year.

In 2009, Fairmont State had the third best kick return average in NCAA Division II. Under Brumfield's direction in 2010, three Falcons earned all-conference for special teams. Kicker Frank Keenan and punter Ben Landis were named first-team while second-team kicker returner Zack Page became the all-time record holder in three kick return categories for Division II kick returns, kick return yards and combined return yards.

At Fairmont State, Brumfield also served as wide receivers coach where his top receiver, Perry Baker, was one of the few non-Division I players to be selected to play in the 2010 East-West Shrine Game.

During his tenure at Fairmont State, Brumfield spent five summers assisting with various NFL teams. From 2007-09, he worked with the Pittsburgh Steelers, tutoring wide receivers as well as contributing his efforts to special teams.

Prior to Fairmont State, Brumfield started his coaching career at Union College in 2001, serving as special teams coordinator and wide receivers coach. During his tenure at Union, he received his master's in 2003. Brumfield earned his bachelor's from Utah State University, where he was a four-time letterwinner and two-year starter as a wide receiver. While at Utah State, the Aggies were two-time Big West Conference Champions and earned a berth to the Humanitarian Bowl in 1997.

Brumfield and his wife, Erin, have four children; Kyan, McKel, Tacy and Asher.

COACHING CAREER

2001-03: Union College (Special Teams/Wide Receivers)

2004-10: Fairmont State (Special Teams/Wide Receivers)

2011-12: Nicholls State (Special Teams/Safeties)

2013-15: WKU (Cornerbacks/Special Teams)



NEIL CALLAWAY

ASSISTANT COACH - OFFENSIVE LINE

THIRD YEAR AT WKU | ALABAMA '78

Neil Callaway, a 34-year coaching veteran, serves as WKU's offensive line coach.

Callaway has been a consistent leader, much like his position group, up front for the Hilltoppers. In each of his two seasons, WKU's offensive line has powered the engine of the school's best offensive performances and carried the load for a pair of running backs to rush for over 1,500 yards. The line has done this in constant rotation as Callaway has needed to replace at least two starters every season.

Prior to WKU, Callaway served as the head coach at UAB from 2007-11. Before UAB, he was the offensive coordinator and offensive line coach at Georgia from 2001-06. Callaway has served as an offensive line coach at three different schools in the Southeastern Conference, including Auburn, Alabama and Georgia during his career.

Callaway knows a thing or two about having success at the collegiate level, as he has been a part of 10 Southeastern Conference titles during his career as a player and as a coach. Callaway won three conference championships during his playing days with Alabama, then four as an assistant at Auburn, one as an assistant at Alabama and two during his time as offensive coordinator at Georgia.

Callaway served on the Georgia staff for six seasons (2001-06) before going to UAB, helping the Bulldogs to 61 wins over that six-year span, which included a pair of SEC titles, three SEC East titles, four bowl wins and four top-10 finishes in the national polls. In 2002, the Bulldogs finished as the SEC's top scoring (32.14 ppg) and pass efficiency (138.91) offense and were second in scoring offense in 2005.

In December of 2006 Callaway was awarded his first head coaching position, as he was named just the third head coach in UAB history. Callaway coached the Blazers for five seasons, going 4-4 in Conference USA in his third season in 2009. That season UAB ranked first in the conference and seventh nationally in rushing offense, while ranking third in total offense. In 2010, UAB ranked 24th in the nation in passing

offense and 30th in total offense amassing over 5,000 yards on the season, which ranked second in school history, only behind the mark set in 2009.

Callaway, a native of Macon, Ga., and a graduate of the University of Alabama, served as offensive line coach at Alabama in 1997 and line coach and offensive coordinator from 1998 to 2000. Prior to joining the Crimson Tide, he served as assistant head coach and offensive coordinator at Houston from 1993-96. In his four seasons coaching at Houston, the Cougars' offensive line allowed just 19.5 sacks per season, including only 10 sacks in his final year. Houston won the inaugural Conference USA championship while he was there as well.

Before making the move to Houston, Callaway served under head coach Pat Dye at Auburn as the offensive line coach from 1981-92, helping the Tigers to four SEC titles, and produced four first team All-Americans and 14 All-SEC players. Callaway also served under Dye at Wyoming and East Carolina early in his career.

Callaway and his wife, Karen, have three children, Russ, Kate and Clay. Callaway was inducted into the Macon (Ga.) Sports Hall of Fame in 2006.

COACHING CAREER

- 1978-79: East Carolina (Assistant)
- 1980: Wyoming (Graduate Assistant)
- 1981-92: Auburn (Offensive Line)
- 1993-96: Houston (Offensive Coordinator)
- 1997-2000: Alabama (Offensive Line/Offensive Coordinator)
- 2001-06: Georgia (Offensive Coordinator)
- 2007-11: UAB (Head Coach)
- 2013-15: WKU (Offensive Line)



MIKE CASSITY

ASSISTANT COACH - SECONDARY

THIRD YEAR AT WKU | KENTUCKY '76

Mike Cassity is in his second stint as a Hilltopper assistant as he returned to The Hill in 2013 after serving as the defensive coordinator and the defensive backs coach from 1983-88 at WKU.

In two seasons, Cassity's defensive backfield has been ball-hawking and hard hitting. In 2013, then-junior corner Cam Thomas led the Sun Belt in interceptions with five while safety Jonathan Dowling led the nation in forced fumbles per game. Last season, the defensive backs were No. 3 nationally in defensive touchdowns with five.

Hilltopper defensive backs intercepted a league-best 14 passes and had two of the top four individual performances of the season. Junior corner Cam Thomas led the league with five picks while senior Tyree Robinson was one of three players in the league to snatch four interceptions. No other player in the league defended as many passes as Thomas either, who finished the regular season with an SBC-best 15 (five interceptions, 10 PBU)

Cassity began his coaching career at UK as a student coach in 1975 while completing his degree. He was a part-time assistant coach in 1979. From there, the trail wound through Morehead State, WKU, Northeast Louisiana, East Carolina, Georgia Tech, Cincinnati, Wisconsin, Baylor, Oklahoma State, Illinois, Louisville and Marshall.

Cassity was the defensive coordinator during his term at Louisville. In 2003, the team improved to 15th in total defense and 24th in scoring defense in Cassity's first season in 2004. His teams finished in the top 40 nationally in total defense from 2004-06.

Cassity helped the Cardinals win the 2004 Conference USA championship and the 2006 Big East title and advance to three bowl games, highlighted by a victory in the 2007 Orange Bowl. In the Orange Bowl campaign, Louisville finished second in the nation in quarterback sacks and 17th nationally in scoring defense.

Cassity also was defensive coordinator at Illinois, the 2001 Big Ten champion and participant in the 2002 Sugar Bowl, and at Baylor, Cincinnati, Georgia Tech, East Carolina, Northeast Louisiana and WKU. During the 1991 season at East Carolina, the Pirates posted an 11-1 record, capped by a victory in the Peach Bowl. The ECU coaches were selected as the National Coaching Staff of the Year by the American Football Coaches Association.

A native of Ft. Campbell, Ky., Cassity is a graduate of Ft. Campbell High School. He was a two-sport athlete at Kentucky in football and wrestling. In football, he played from 1971-74, starting his final two seasons at safety. He received the Kiwanis Club 110 Percenter Award for his effort and dedication.

COACHING CAREER

1975: Kentucky (Student Coach)
1979: Kentucky (Staff Asst./Defensive Backs)
1980-81: Kentucky (Defensive Backs)
1982: Morehead State (Defensive Backs)
1983: WKU (Defensive Coordinator)
1984-88: WKU (Defensive Backs)
1989: NE Louisiana (Defensive Coordinator/DBs)
1990-91: East Carolina (Defensive Coordinator/DBs)
1992-93: Georgia Tech (Defensive Coordinator/DBs)
1994: Cincinnati (Defensive Coordinator/DBs)
1995-96: Wisconsin (Defensive Backs)
1997-98: Baylor (Defensive Coordinator/Defensive Backs)
1999: Oklahoma State (Co-Defensive Coordinator)
2000: Oklahoma State (Defensive Coordinator/DBs)
2001-03: Illinois (Defensive Coordinator/Cornerbacks)
2004-07: Louisville (Defensive Coordinator/Safeties)
2009-11: Marshall (Defensive Backs)
2012: Kentucky (Defensive Backs)
2013-15: WKU (Secondary)



KEN DELGADO

ASSISTANT COACH - DEFENSIVE ENDS

SECOND YEAR AT WKU | SAN JOSE STATE '84

Ken Delgado enters his second season as the defensive ends coach on The Hill.

In his first season, Delgado's defensive end group went through a transformation as he oversaw the development of talented freshmen Derik Overstreet and Tanner Reeves and continued to mold defensive captain Gavin Rocker into a pass rushing force. By season's end, Overstreet was the bowl game defensive MVP and an All-Freshman team member while Rocker tied for team lead in sacks (5.5).

Delgado came to The Hill from Eastern Michigan where he spent the previous four seasons as the defensive line coach for the Eagles. In 2012, Delgado helped coach Green Bay Packers linebacker Andy Mulumba to All-MAC Second Team defensive honors. Mulumba was also the second overall pick in the 2013 Canadian Football League Draft while another Delgado product, Kalonji Kashama, was the 27th overall selection in that draft.

Prior to EMU, Delgado spent two seasons on the staff at Louisville where he helped to mentor former defensive ends coach L.D. Scott during his collegiate years with the Cardinals. Before his stint at UoL, Delgado was a long-time staffer at Cal where he coached Brandon Mebane - of the 2014 Super Bowl Champion Seattle Seahawks - to a third round draft pick in the 2007 NFL Draft.

Under Delgado, three linemen - Tully Banta-Cain, Ryan Riddle and Mebane - earned first-team All-Pac-10 honors. Riddle set a school record with 14.5 sacks during the 2004 season. Cal's D-line allowed just 82.5 rushing yards per game in 2004 to rank second in the country.

In his first season at Cal, Delgado's line helped produce a Pac-10-best 44 sacks. Banta-Cain and Tom Canada were the top sack-duo in the league. Banta-Cain, who has won a pair of Super Bowl rings with the New England Patriots, was also named Defensive MVP of the 2003 East-West Shrine Game. While with Cal, Delgado also recruited NFL Pro Bowler DeSean Jackson to the Berkley campus.

Prior to joining the staff at Cal, Delgado served eight years at San Diego State. He served six seasons as the as defensive line coach from 1994-1999, and was promoted to be the Aztecs' defensive coordinator for two years from 2000-01. As an assistant at San Diego State, Delgado tutored Kabeer Gbaja-Biamila (Green Bay), a three-time All-Conference choice and the Aztecs' all-time sack leader. Delgado also helped develop 1998 WAC Freshman of the Year Jerome Haywood, as well as La'Roi Glover, who was a four-time All-Pro defensive lineman with the New Orleans Saints and Dallas Cowboys.

Before heading to San Diego State, Delgado coached one season at Utah in 1993, where he coached future first round pick Luther Ellis. Prior to that, Delgado spent seven seasons at San Jose State. He coached the defensive line from 1988-92 and also served as a graduate assistant from 1986-87. As the defensive line coach at San Jose State, his 1990 Spartan defense ranked third nationally in rushing defense and 13th in the country in total defense.

Delgado earned his bachelor's degree in business management from San Jose State in 1984, where he also played two seasons for the Spartans. He was an Honorable Mention Junior College All-American and a first team All-State performer at Chabot College.

COACHING CAREER

1986-87: San Jose State (Graduate Assistant)

1988-92: San Jose State (Defensive Line)

1993: Utah (Defensive Line)

1994-99: San Diego State (Defensive Line)

2000-01: San Diego State (Defensive Coordinator/DL)

2002-07: California (Defensive Line)

2008-09: Louisville (Defensive Line)

2010-13: Eastern Michigan (Defensive Line)

2014-15: WKU (Defensive Ends)



DON DUNN

ASSISTANT COACH - DEF. TACKLES/RECRUITING COORD.

THIRD YEAR AT WKU | EAST TENNESSEE STATE '76

Don Dunn enters his third season as a member of the Hilltopper staff, coaching the defensive tackles as well as serving as the on-staff recruiting coordinator.

Dunn has seen his interior defensive line go through thick and thin and he enters 2015 with perhaps his deepest and most talented interior group yet. Dunn returns the three primary tackles in Bryan Shorter, Ge'Monee Brown and Devante Terrell while adding transfer Jontavious Morris and junior college prospect Omarius Bryant.

In 2014, Brown led the team in tackles for loss while Shorter's 5.5 sacks tied for the team-high, an accomplishment that's rare for a pair of interior defensive linemen.

With 39 years of coaching experience at the collegiate level, Dunn came to WKU after spending three seasons as the director of high school relations at Texas Tech on Tommy Tuberville's staff, after spending 10 seasons on staff with Tuberville at Auburn as the defensive line coach.

Aside from his coaching stops at Texas Tech and Auburn, Dunn has also put time in as an assistant coach at Ole Miss, Nevada, Pacific, Montana State, Tennessee and Lees-McRae Junior College, while also coaching five years at the high school level.

During his time coaching the defensive line at Auburn, Dunn helped the Tigers rank sixth in the nation in scoring defense in 2005 and seventh in 2006, while leading the nation in scoring defense in 2004. Dunn also helped lead Auburn to a berth in the Sugar Bowl in 2005, which is one of 14 bowl games that Dunn has been associated with during his collegiate coaching career.

Dunn also has defensive coordinator experience at the college ranks, serving as the co-defensive coordinator/defensive line coach for one season at the University of Nevada following a three-year stint at Pacific.

Dunn was the defensive line coach, recruiting coordinator and special teams coach while at Montana State from 1985-1990 after initially making his way into the coaching ranks as a graduate assistant at the University of Tennessee from 1983-1985 and at Lees-McRae Junior College in Banner Elk, N.C., where he spent three seasons (1980-83).

Dunn began his career at the high school level from 1976-1980 at Holston High School (Knoxville, Tenn.) and David Crockett High School (Jonesboro, Tenn.) where he was a health and physical education teacher and served as the strength coach from 1977-1980.

Dunn earned an associate's degree from Lees-McRae Junior College in 1973. He graduated with a bachelor's degree in physical education from East Tennessee State in 1976 before graduating with a master's degree in secondary education from Union College in 1980.

Don and his wife, Dona, have a son, Jonathan.

COACHING CAREER

1976: David Crockett HS (Assistant)

1977-79: Holston HS (Assistant)

1980-82: Lees-McRae Junior College (Assistant)

1983-84: Tennessee (Graduate Assistant)

1985-89: Montana State (Defensive Line)

1990-91: Pacific (Defensive Line)

1992-93: Pacific (Asst. HC, Co-Defensive Coordinator)

1994: Nevada (Co-Defensive Coordinator, Defensive Line)

1995-98: Mississippi (Defensive Tackles)

1999-2008: Auburn (Defensive Tackles)

2009-12: Texas Tech (Director of High School Relations)

2013-15: WKU (Defensive Tackles)



BRYAN ELLIS

ASSISTANT COACH - RUNNING BACKS

SECOND YEAR AT WKU | UAB '10

Bryan Ellis begins his first season leading the running backs on The Hill after spending one season as an offensive quality control coach.

In 2014, Ellis worked primarily with receivers coach Jamarcus Shephard and helped develop one of the most dominant receiving corps in the country as Jared Dangerfield set the program's single-season receptions record (69) and tied the single-season touchdown mark (11) in his first season while Willie McNeal became the program's all-time receptions leader.

Ellis inherits a running back tradition at WKU which has had a running back go over 1,500 yards in five consecutive seasons, tying the longest such streak in FBS history. He will be tasked with leading starting running back Leon Allen back over that plateau in 2015. Allen would become the third running back since 2010 to rush for over 1,500 yards in consecutive seasons, joining All-Americans and current NFL players Bobby Rainey and Antonio Andrews.

Ellis enjoyed a stellar prep and collegiate career as a quarterback. Prior to coming to The Hill, Ellis was an offensive quality control coach at his alma mater, UAB, for the 2013 season under head coach Garrick McGee.

In 2010, Ellis had nine starts at quarterback for the Blazers with 2,940 passing yards and 25 touchdowns in 11 total games. After his playing career was done, Ellis transitioned to a graduate assistant coaching role working with the quarterbacks for the previous two seasons.

Ellis, a Byron, Ga., native, had an outstanding prep career at Peach County High and was tabbed the Atlanta Journal-Constitution AAA State Offensive Player of the Year. He passed for more than 3,600 and threw 31 touchdowns as a senior, leading his Trojans' squad to a 14-1 record and Class AAA State Championship.

Ellis is married to the former Janie Cox.

COACHING CAREER

2012-13: UAB (Offensive Graduate Assistant)

2014: WKU (Offensive Quality Control)

2015: WKU (Running Backs)



JAMARCUS SHEPHARD

ASSISTANT COACH - WIDE RECEIVERS/SPEC. TEAMS

FIFTH YEAR AT WKU | DEPAUW '05

Jamarcus Shephard enters his second season as the wide receivers coach on The Hill after a stellar rookie season on the coaching staff. He also added Special Teams duties in the spring of 2015.

In 2014, Shephard's wide receivers were among the best in the country, highlighted by the play of first-year starter Jared Dangerfield and veteran Willie McNeal. In one season, Dangerfield broke the program's single-season receptions record (69) and tied the single-season touchdown mark (11) while McNeal became WKU's all-time leader in receptions (171).

Dangerfield was an All-Conference USA second teamer and McNeal picked up honorable mention accolades. Along with Dangerfield and McNeal, Shephard oversaw the development of the explosive Taywan Taylor and Antwane Grant as Taylor led all Hilltopper wideouts with a 17 yard per catch average and had 13 receptions of 20 yards or more.

In 2013, Shephard worked as a quality control assistant for the Hilltoppers, specifically helping the wide receivers transform from a run-heavy offense into a more balanced unit under then-coach Bobby Petrino. Shephard has been at WKU since 2013, serving two years as a defensive analyst and volunteer assistant in 2011 and 2012.

A two-time Division III American Football Coaches Association at DePauw University, Shephard primarily aided in defensive scheming and identifying opponent tendencies. Additionally, he helped to monitor player academic performance and assisted in the recruiting process.

Before his arrival on The Hill, Shephard spent the 2007 season as an assistant track and field coach at DePauw. Shephard began his football coaching career at his high school alma mater, Northrop High in Fort Wayne, Ind., before moving to Indianapolis for a stint at Broad Ripple High.

At DePauw, Shephard participated in the 2005 Hula Bowl as well as the 2004 Aztec Bowl in Cancun, Mexico - both games reserved for collegiate all-stars. He was one of just two Division III participants in the Hula Bowl that season.

Shephard also tied the NCAA record for kickoffs returned for touchdowns in a game with two. In his senior season, Shephard caught 47 balls for 815 yards and seven touchdowns while also taking home first team All-SCAC honors. He finished his collegiate career as DePauw's all-time leader in kickoff return yards and kickoff return average, a mark he still holds today. His 168 career receptions still rank No. 5 all-time at DePauw while his 2,382 career receiving yards are No. 6 all-time. Shephard is also the No. 3 all-purpose player in DePauw history, tallying 3,997 yards over his career.

Shephard graduated from DePauw in 2005 with a degree in Sports Medicine while also serving as a captain on the track and field squad as well as a captain on the football team. At WKU, Shephard also earned his master's degree in Recreation and Sport Administration.

Shephard and his wife Hallie have a son, Jaylan, and a daughter, Alana.

COACHING CAREER

2005: Northrop HS (Wide Receivers)

2006: Broad Ripple HS (Wide Receivers/Defensive Backs)

2007: Depauw (Asst. Track Coach - Long Jumpers/Sprinters)

2011: WKU (Defensive Volunteer Assistant)

2012: WKU (Defensive Quality Control)

2013: WKU (Offensive Quality Control)

2014-15: WKU (Wide Receivers)



GREG BROHM

DIRECTOR OF FOOTBALL OPERATIONS

SECOND YEAR AT WKU | LOUISVILLE '93

Greg Brohm serves as the Hilltoppers' Director of Football Operations, overseeing all aspects of the program.

Prior to WKU, Brohm spent two years as a teacher and head football coach at Thomas Nelson High School in Bardstown where he started the football program from the ground up at the brand new school.

Brohm spent five seasons as the Director of Football Operations at Louisville after one year as President of the Louisville Fire of the Arena2 Football League. During his time at Louisville, Brohm spent three years as the DFO under former Hilltopper coach Bobby Petrino as the Cardinals won a Conference USA and Big East Championship, went to three bowl games and twice finished in the AP Top 10.

Prior to joining the Fire, Brohm served as an account manager for WHAS Radio and Clear Channel Communications for nine years, where he developed new clients, promotions and marketing plans. Brohm also served on the WHAS broadcast team for Cardinal football for nine seasons. In addition to

working on the U of L broadcast team, Brohm has previously hosted a daily radio sports talk show for two years, a weekly television sports talk show for three years and served periodically as a color analyst on several high school radio and TV broadcasts in the Louisville area.

Brohm, who graduated from Louisville with a bachelor's degree in 1993, was a four-year letterwinner and three-year starter for the Cardinals from 1988-92 under head coach Howard Schnellenberger. He was a starter for the 1991 Fiesta Bowl championship team as a receiver, catching passes from his brother, Jeff.

In high school, Brohm was a three-sport athlete in football, basketball, and baseball at Trinity High School. In 1987, Brohm was named First Team All-State in football and was inducted into the Trinity High School Hall of Fame in 2006. The Brohm Family, known as Louisville's First Family of Football, recently received the inaugural Howard Schnellenberger Award, given by the Louisville Catholic Sports Hall of Fame.



TRAVIS TAYLOR

ASSISTANT DIRECTOR OF FOOTBALL OPERATIONS

SECOND YEAR AT WKU | VALDOSTA STATE '08

Travis Taylor begins his second season as the Assistant Director of Football Operations.

Taylor came to The Hill after five seasons at UAB, spending the final two as Director of Football Operations for the Blazers.

A native of Unadilla, Ga., Taylor joined the Blazers' staff from Valdosta State where he earned his bachelor's degree in 2008

in exercise physiology and then his master's in 2009 in higher education with an emphasis on educational leadership.

Taylor played football at Valdosta State from 2004-07 and was a three-year starter for the Blazers at wide receiver. He was a part of the 2004 and 2007 Valdosta State teams that captured the NCAA Division II national championship. While at Valdosta State, Taylor played under head coaches Chris Hatcher and David Dean.



NATE DENNISON

DIRECTOR OF PLAYER PERSONNEL

SEVENTH YEAR AT WKU | OHIO STATE '07

Nate Dennison enters his seventh season on the Hilltopper football staff and fifth as the Director of Player Personnel.

Under Dennison's watch, WKU signed the top recruiting class in the Sun Belt in consecutive seasons, 2012 and 2013 as well as the No. 2 class in Conference USA in 2014.

Dennison came to WKU in the summer of 2007, and spent two seasons as a recruiting graduate assistant. He was promoted to assistant recruiting coordinator for the 2009 season before taking on a player development title in 2009.

A native of Lore City, Ohio, Dennison attended Ohio State University, where he earned a degree in sport and leisure studies in 2007. He spent the 2007 season as a recruiting intern for the Buckeyes before coming to WKU.

**BRIAN DITMER****HEAD EQUIPMENT MANAGER****NINTH YEAR AT WKU | WKU '12**

Brian Ditmer serves as the program's Head Equipment Manager, a post he assumed prior to the 2015 season.

Prior to becoming a graduate assistant, Ditmer served as a student manager from 2007 to 2012.

Ditmer is a member of the American Equipment Managers Association and the National Society of Collegiate Scholars.

He earned his Bachelor of Science degree in Sports Marketing from WKU with a minor in Marketing in 2012 as well as his Masters degree in Sport Media and Branding in 2014.

Ditmer spent one year as the assistant equipment manager for the Hilltoppers after two seasons as a graduate assistant in the same area. The 2015 season marks his ninth season overall working in the WKU equipment room.

**JOHN RILEY****FOOTBALL VIDEO COORDINATOR****THIRD YEAR AT WKU | ARKANSAS STATE '08**

John Riley oversees all video operations for the Hilltoppers and enters his third season on the staff.

Additionally, Riley has also worked various NCAA and conference tournaments including the 2009 NCAA Men's Basketball Regionals in Memphis, Tenn., and the 2008 NCAA Men's Basketball First and Second Round games in Little Rock, Ark.

A graduate of Arkansas State, Riley earned his MBA in 2009 after completing his undergraduate work in sports management in 2008.

Riley came to The Hill after serving as the assistant at Mississippi State since February 2010. In 2008 and 2009, he was the head of the video department at Arkansas State, after serving as an intern since 2004. Riley is a member of the Collegiate Sports Video Association and has held membership since 2008.

**BRYAN SCHNEIDER****HEAD FOOTBALL ATHLETIC TRAINER****THIRD YEAR AT WKU | TEXAS STATE '08**

Bryan Schneider begins his third season as the main athletic trainer for the Hilltopper football program.

Before his two years on the Plains, Schneider interned with the Houston Texans (2006) and Detroit Lions (2007) while completing his undergraduate work at Texas State, earning his degree in 2008.

Schneider is an active member of the College Athletic Trainer Society, NATA and SWATA.

Schneider came to The Hill after serving as an assistant athletic trainer at Texas Tech since 2011. Prior to working in Lubbock, Schneider was a year-long intern for the Jacksonville Jaguars in 2010 after earning his master's degree from Auburn in 2010.



ZACH LANKFORD

OFFENSIVE QUALITY CONTROL

SECOND YEAR AT WKU | UAB '10

Zach Lankford enters his second season on staff, and his first as the offensive quality control assistant, working primarily with the offensive line.

Prior to coming to WKU, Lankford served as the Associate Director of Recruiting and Player Development at UAB, managing the program's on-campus recruiting efforts and high school relations. Lankford was also stand-out tight end

for the Blazers, completing his playing career in 2009. Lankford entered the coaching profession at Reinhardt University (NAIA) where he was an offensive intern and tight ends coach. Following a season there, he moved on to Georgia Military College (NJCAA) as the offensive line and tight ends coach.

Lankford earned his bachelor's degree in History at UAB in 2010.



RYAN WALLACE

OFFENSIVE GRADUATE ASSISTANT - TIGHT ENDS

THIRD YEAR AT WKU | WKU '12

Ryan Wallace begins his second season as the tight ends coach for the Hilltoppers and is in his third season as a graduate assistant with the program.

Wallace, a Bowling Green native, completed his playing career for the Hilltoppers in 2012 and spent the 2013 season working with the offensive line.

A former tight end himself, Wallace now coaches the position for the Hilltoppers and has seen one pupil and former teammate, Mitchell Henry, go on to the NFL. Wallace coached Henry to All-Conference honors in 2014 and returns one of the most dynamic playmakers on the team in Tyler Higbee for 2015.

Wallace also served as a long snapper during his playing career. In 2012, he played in all 13 games and drew three starts and saw action in 25 total games over his career.



BENNETT DETTLINGER

OFFENSIVE GRADUATE ASSISTANT

FIRST YEAR AT WKU | NORTH PARK '14

Bennett Dettlinger begins his first season as an offensive graduate assistant. He spent last season working with the Hilltopper strength staff as well as the video staff in an intern role.

Dettlinger, a Louisville, Ky., native, played college football at North Park University where he earned his Bachelor of

Science degree in Exercise Science.

Dettlinger was a four-year letterwinner and a CCIW All-Conference selection at middle linebacker as a senior in 2013 after leading the team in tackles and tackles for loss.

He prepped at Louisville's Male High School

**CHRIS SPRINGER****DEFENSIVE GRADUATE ASSISTANT****SECOND YEAR AT WKU | LINDENWOOD '13**

Chris Springer enters his second season as a defensive graduate assistant, working with the Hilltopper defensive backs.

mentor Jacob Johnson to All-LSC second team honors.

In the summer of 2014, Spring also interned with the Hilltopper strength staff under the direction of coach Justin Lovett.

Springer earned his bachelor's degree in Exercise Science from Lindenwood University in 2013, where he was also a two-year letterman and captain as a defensive back in his senior season.

Springer came to The Hill prior to the 2014 season following one season at Eastern New Mexico University, a member of NCAA Division II and the Lone Star Conference. With Springer on staff, ENMU had its first winning season since 2004 and secured their first LSC title since 1991. Springer, coaching the wide receivers and working on the strength staff, helped

**DAN ROWE****DEFENSIVE GRADUATE ASSISTANT****SECOND YEAR AT WKU | NEW HAMPSHIRE '10**

Dan Rowe begins his second season as a defensive graduate assistant, working with the linebackers, after one season in a similar capacity at Northern Michigan University.

University of Wyoming. He also coached at Merrimack College (Mass.) in the spring of 2012 and spent two seasons (2010-12) at Yale University (Ct.).

As a student at the University of New Hampshire (2006-10), Rowe entered the coaching profession as a student assistant.

While at NMU, Rowe worked with the offense which averaged over 350 yards per game. Prior to heading to Marquette, Rowe spent one season as a defensive graduate assistant at the

**JUSTIN BUDD****ASSISTANT ATHLETIC TRAINER****SEVENTH YEAR AT WKU | NEBRASKA-OMAHA '09**

Justin Budd joined the WKU athletic training staff in August of 2009 after completing his master's degree from University of Nebraska at Omaha in May of the same year.

Budd also completed an internship with the Colorado Crush of the Arena Football League and currently provides daily medical coverage for the WKU Football team, under the direction of head football trainer Bryan Schneider.

While pursuing his master's degree at UNO for a career in athletic training, Budd completed his clinical rotations with their football and softball teams as well as time with Creighton University's Men's Basketball team.



TYSON STREET

ASSISTANT EQUIPMENT MANAGER

FIRST YEAR AT WKU | TENNESSEE '13

Tyson Street begins his first season as the Hilltoppers assistant equipment manager.

Street came to The Hill from Wake Forest, where he spent one season serving as Assistant Manager of Equipment Services.

Street handled all of the equipment needs for the Demon Deacon track & field and cross country programs while also assisting with the Wake Forest football program.

Prior to joining the Deacons, Street served as a student equipment manager at the University of Tennessee. He was the head student manager for his final two seasons in Knoxville.

A native of Dalton, Ga. Street graduated from Tennessee in 2013 with a degree in business management with a focus in entrepreneurship.



SEAN PUGH

CHARACTER COACH

EIGHTH YEAR AT WKU | WKU '07

Sean Pugh, a former Hilltopper offensive lineman, begins his eighth season on the WKU football staff.

As the character coach, Pugh provides social and spiritual support to the Hilltoppers.

Pugh came to WKU in 2002, redshirting during WKU's national championship season. He began his playing career in 2003, playing in 10 games on both special teams and on offense,

grading out at 81 percent for the season, not allowing a sack in his first year of action.

In all, Pugh saw action in 36 games during his four seasons in uniform - posting 30 wins and twice advancing to the NCAA FCS playoffs.

A native of Huber Heights, Ohio, Pugh started and lettered three years at Huber Heights Wayne High School. Pugh holds a degree in physical education from WKU.



RUSSELL SMOTHERMON

ATHLETIC TRAINING INTERN

FIRST YEAR AT WKU | MARSHALL '15

Russell Smothermon begins his first season working with the Hilltoppers after a two-year stint as a graduate assistant at Marshall.

Working under the direction of athletic trainers Dan Jacoby and Kim Pike, Smothermon worked with the Thundering Herd's football teams the past two seasons and was the main athletic trainer for the baseball team in 2015 as well as the men's and women's golf teams for his stint in Huntington.

Smothermon earned his master's degree from Marshall in 2015 and his bachelor's from Georgetown College (Ky.) in 2013, both in Athletic Training.

A native of Lyon County, Smothermon was a three-year All-District soccer player and a two-year All-Region performer. He graduated in 2009.



JUSTIN LOVETT

DIRECTOR OF FOOTBALL STRENGTH AND CONDITIONING

SECOND SEASON AT WKU | COLORADO STATE '03

Justin Lovett begins his second season as the Director of Football Strength and Conditioning at WKU.

Under Lovett's direction, the Hilltoppers participate in a year-round regiment focused on the individual athlete, using a principle-based strength, speed, and conditioning performance enhancement model to improve mental discipline, physical toughness, and explosive football attributes. Lovett and his strength staff consistent seek to employ the latest in cutting edge technology and best common practices to reduce risk of on-the-field related injuries, including use of fully integrated corrective exercises, movement efficiency training, and functional kinematic program design.

Prior to coming to WKU, Lovett was a member of the Georgia Bulldog football strength and conditioning staff beginning in June of 2012. While in Athens, Fifteen Bulldogs were eventually drafted into the NFL from those squads, including a trio of first-round picks in Todd Gurley, Jarvis Jones, and Alec Ogletree.

During Lovett's two years as an assistant, plus one year serving a strength and conditioning internship for the Denver Broncos

under Rich Tuten, he worked with Pro Bowlers Brian Dawkins, Champ Bailey, Brandon Marshall, Elvis Dumervil, Brandon Lloyd, Willis McGahee, Ryan Clady, and Von Miller.

Lovett was a two-sport athlete in football and baseball at the University of Findlay (NAIA) from 1995-96. A native of Beavercreek, Ohio, he earned a bachelor's degree in Exercise and Sport Science from Colorado State University, and a master's degree in Exercise Science (Athletic Performance Enhancement and Injury Prevention) from California University of Pennsylvania.

Lovett also holds current certifications from the Collegiate Strength and Conditioning Coaches Association (Strength & Conditioning Coach Certified), National Strength and Conditioning Association (Certified Strength and Conditioning Specialist), National Academy of Sports Medicine (Performance Enhancement Specialist & Corrective Exercise Specialist), as well as from the National Association of Speed and Explosion (Specialist in Speed and Explosion).

Lovett and his wife, Amy, have two sons, Tillman and Lyndon.





DAVE CONSIGLIO

ASST. DIRECTOR OF STRENGTH AND CONDITIONING

SECOND YEAR AT WKU | WISCONSIN-OSHKOSH '09

CAREER HIGHLIGHTS

- 2014-15 - WKU (Asst. Director of Strength and Conditioning)
- 2012-13 - UAB (Director of Sports Enhancement)
- 2010-11 - Arizona State (S&C Intern)
- 2009 - Grambling State (Graduate assistant)

Certifications: CSCS, CPR, AED and First Aid



DOMENIC RENO

ASST. DIRECTOR OF STRENGTH AND CONDITIONING

SECOND YEAR AT WKU | WORCESTER STATE '02

CAREER HIGHLIGHTS

- 2014-15 - WKU (Asst. Director of Strength and Conditioning)
- 2011-13 - New York Giants (Assistant, 2012 World Champions)
- 2010 - San Diego Padres organization
- 2003-10 - Wagner College (Director of Strength and Conditioning)
- 2007, 09-10 - New York Yankees organization
- 2003 - Toronto Blue Jays organization
- 2002 - Boston College (Strength and Conditioning intern)

Certifications: ISSA, FMS, USAW, PES, USATF, NASE, NESTA, CSCS



CHAD MCFIELD

Strength and Conditioning Assistant

CAREER HIGHLIGHTS

- 2014-15 - WKU (S&C Assistant)
- 2013 - Georgia (Intern)
- 2012 - Coastal Carolina (Player, DL)

Certifications: CSCS, CPR, AED and First Aid



JAKE MYERS

Strength and Conditioning Assistant

CAREER HIGHLIGHTS

- 2014-15 - WKU (S&C Assistant)
- 2013 - Slippery Rock (Player, LB)

Certifications: CSCS, CPR, AED and First Aid





COACHING STAFF BY THE NUMBERS

206**Years of Combined
Coaching Experience****98****Total Bowl
Game Appearances****74****Years Coaching
College Football in Kentucky****61****Bowl Game
Victories****20****Consecutive Years with
One Assistant Coaching
in Kentucky****13****BCS Bowl
Game Appearances**

THE COACHING STAFF

Continuity on a coaching staff is one of the largest factors in sustaining success at the FBS level. Despite a head coaching change in 2014, WKU has been able to maintain said continuity and continues its ascension as one of the best "Group of Five" programs in the country.

Brohm retained six of WKU's nine assistants when he was promoted from offensive coordinator to head coach last winter and after an 8-5 season featuring a Bahamas Bowl victory, the Hilltoppers held on to eight of their nine position coaches for 2015.

Brohm, offensive coordinator Tyson Helton, wide receivers coach JaMarcus Shephard and offensive line coach Neil Callaway were the brains behind the best offense in WKU history last season, and all are back on the sidelines. Bryan Ellis is the lone "new" face among the position coaches, but he served as WKU's offensive quality control coach in 2014. Ellis was promoted to running backs coach this spring, and he inherits a talented crop led by senior Leon Allen.

Callaway's line featured a pair of All-Conference USA tackles in Forrest Lamp and Cam Clemmons last season, along with Freshman All-American guard Brandon Ray. His line opened lanes for the mesmerizing offense orchestrated by Helton and Brohm, which led the nation in 20-yard passing plays (75), ranked second in passing offense (374.3) and fourth in total offense (534.6). In his first season as a position coach, Shephard developed the best receiving corps in program history, a unit that had four players haul in at least 40 receptions and six touchdowns. Of WKU's school-record 4,866 passing yards, 1,600 of them were racked up after the catch.

Defensive coordinator and associate head coach Nick Holt will direct WKU's defense for a third-straight season following an adventurous 2014 campaign. Holt was charged with filling an entire linebacker corps and three of four secondary positions with fresh faces last year, and the rawness showed at times. The Hilltoppers gradually progressed as the season went on and despite giving up more yards than Holt would like, the defense forced 23 turnovers, scored five touchdowns and ranked No. 17 nationally in red zone defense.

Holt gets nine starters back with a year of experience under their belt and a number of immediately eligible transfers to bolster his defense in 2015. Veterans Mike Cassity (secondary), Don Dunn (defensive tackles) and Ricky Brumfield (cornerbacks) are back for their third season as Holt's assistants while Ken Delgado enters year No. 2 coaching the defensive ends.



THE HILLTOPPERS

**2015 HILLTOPPERS**

51	Allen, Leon
52	Bennett, Maurice
52	Bertram, Daeshawn
52	Boston, Matt
52	Brown, Dejon
53	Brown, Ge'Monee
53	Brown, Joe
54	Brown, Stephon
54	Bryant, Omarius
54	Bush, Will
54	Camp, Tyler
54	Coffey, Nicholas
55	Coleman, Forrest
55	Dangerfield, Jared
55	Davis, Drew
56	Doughty, Brandon
58	Dowling, Nolan
58	Duclos, Devante
58	Duvall, Ryan
58	Eckels, Drew
58	Edwards, Dennis
59	Fant, George
59	Fant, Nacarius
59	Farris, D'Andre
59	Ferby, D'Andre
60	Fishback, Nelson
60	Gardner, Juwan
60	Gonzalez, Jordan
60	Gorski, Tim
61	Grant, Antwane
61	Greene, Drell
61	Halpin, Max
62	Hammond, Sidney
62	Higbee, Tyler
63	Holland, Hunter
63	Holt, Ben
63	Holt, Nick
63	Horton, Ty'Ron
64	Howell, Parker
64	Iworah, Prince Charles
64	Iyiegbuniwe, Joel
65	Jackson, AJ
65	Jackson, Lucky
65	Jernighan, Quin
65	Johnson, Jason
65	Johnson, Leverick
66	Johnson, Shaquille

2015 HILLTOPPERS

66	Jones, Trae
66	Lamp, Forrest
66	Leslie, Julian
67	Leston, Branden
67	Lewis, Julian
67	Liebert, Scott
68	Manley, Joe
68	Maxwell, Desmond
68	McCollum, T.J.
68	Mims, Martavious
69	Morris, Jontavious
69	Newton, Nick
69	Nixon, Devin
69	Nord, Matt
70	Norris, Nicholas
70	Occhipinti, Joseph
71	Overstreet, Derick
71	Ray, Brandon
72	Reeves, Tanner
72	Reynolds, Cullen
72	Robinson, Kalvin
72	Rocker, Gavin
73	Roush, Nathan
74	Sayner, Evan
74	Scaife, R.J.
74	Schwettman, Garrett
75	Scott, Devin
75	Shorter, Bryan
76	Simmons, De'Andre
76	Sims, Jimmie
76	Tanner, Isaac
76	Taylor, Taywan
77	Terrell, Devante
78	Terry, Wonderfull
78	Thomas, Devante
78	Thomas-Cobb, Andre
79	Towner, Kylan
79	Trigg, Marquez
79	True, Nick
79	Vaughan, Blair
80	Wales, Anthony
80	Ward, Marcus
81	Warr, Darmontré
81	Whyte, Masai
82	Wiggins, Heath
82	Williams, Jr., Darrell
82	Yelder, Deon



33

Leon Allen
6-0, 235, Sr.
Running Back
Manatee HS
Bradenton, Fla.

2014 All-Conference USA Second Team
Doak Walker Award Watch List

2014 (Jr.): Allen led Conference USA and ranked seventh nationally with 2,018 yards from scrimmage during his junior season. He set both C-USA and WKU single-game rushing records vs. Army, rushing for 345 yards, at the time ranking as the 16th highest single-game rushing output in FBS history. Allen finished off the 2014 season with 1,542 rushing yards, ranking him third in C-USA and 18th nationally. Allen, Boise State's Jay Ajayi and Miami's Duke Johnson were the only three players in the FBS to post 1,500 rushing yards and 400 receiving yards. Allen tallied six 100-yard performances in 2014, and had a pair of 200-yard performances—one of which was a 237-yard effort in a win at No. 19 Marshall. Allen posted 1,011 scrimmage yards (750 rushing) and eight touchdowns during the season-ending five-game winning streak.

2013 (So.): Allen rushed for 357 yards on 72 carries with five touchdowns as the primary back-up to All-American Antonio Andrews. He added 202 yards on 22 receptions and was the only true running back to catch a touchdown pass. Allen's best performance was a 10-carry, 92-yard showing in the season opener against Kentucky when he also scored his first touchdown of the season. In the second week of the season, he had a 13-carry game against Tennessee to set his high-water mark for the season while his season-high for receiving yards was a three-catch, 46-yard day against Louisiana-Lafayette.

2012 (Fr.): Allen became WKU's No. 2 option at running back in his true freshman season, finishing second on the team in rushing yards (317), yards per game (28.8) and yards per carry (5.7). He saw action in 11-of-13 games, leading the Hilltoppers in carries during their first two contests. Allen debuted with immediate impact against Austin Peay on Sept. 1, leading WKU with 93 rushing yards and a touchdown on 13 carries. He toted the rock a team-high 11 times at top-ranked Alabama on Sept. 8, totaling 28 yards on the day. He carried the ball six times for 20 yards in win at Kentucky on Sept. 15. Allen posted a career-high 132 rushing yards and a touchdown on just 11 carries against Southern Miss on Sept. 22. He rushed four times for eight yards in conference-opening win at Arkansas State on Sept. 29.

HS/Misc.: Allen was rated as a two-star recruit by both Rivals.com and Scout.com, helping lead Manatee High to a 2011 Class 7A Florida State Championship, totaling over 130 yards from scrimmage in the state title game. He served as a dual-threat running back in his senior season, finishing the year with 834 yards on 161 carries and 10 touchdowns to go along with 36 receptions for 336 yards and two scores. He averaged over five yards per carry while finding the end zone 10 times on the ground. He also had a pair of receiving touchdowns,

averaging over nine yards per reception. Allen was named a running back on the South roster in the Florida FACA North-South All-Star Game, scoring the team's first touchdown of the game on a four-yard reception in the first half. He also earned Honorable Mention All-State honors to go along with First-Team All-Area honors.

ALLEN'S CAREER GAME-BY-GAME

2012	Rush	Yds	TD	Lg.
Austin Peay	13	93	1	41
Alabama	11	26	0	9
Kentucky	6	20	0	7
Southern Miss	11	132	1	46
ASU	4	8	0	5
ULM	9	36	0	14
FIU	1	2	0	2
MT	0	0	0	0
FAU	1	0	0	0
ULL	0	0	0	0
North Texas	0	0	0	0
Totals	56	317	2	46

2013	Rush	Yds	TD	Lg.
Kentucky	10	92	1	21
Tennessee	13	52	1	24
South Alabama	8	40	0	13
Navy	7	37	0	17
ULM	7	8	1	5
ULL	3	6	0	5
Troy	2	3	1	3
Georgia State	9	61	0	26
Army	1	1	0	1
Texas State	11	53	1	13
ASU	1	4	0	4
Totals	72	357	5	26

2014	Rush	Yds	TD	Lg.
Bowling Green	27	99	1	17
Illinois	34	118	1	28
Middle Tennessee	30	128	1	15
Navy	17	102	0	24
UAB	9	29	0	13
FAU	12	58	2	19
Old Dominion	32	182	2	19
LA Tech	14	76	0	19
UTEP	14	48	1	21
Army	33	345	3	80
UTSA	14	68	0	28
Marshall	33	237	1	36
Central Michigan	13	52	1	29
Totals	272	1,542	13	80

CAREER TOTALS	400	2,216	20	80
----------------------	------------	--------------	-----------	-----------

ALLEN'S CAREER HIGHS

Rushing Attempts	34 at Illinois, 9/6/14
Rushing Yards	345 vs. Army, 11/15/14
Receptions	8 vs. UTEP, 11/8/14
Receiving Yards	88 vs. UTEP, 11/8/14
Touchdowns	3 vs. Army, 11/15/14



78

Maurice Bennett
6-2, 290, Sr.
Defensive Line
Madison Central HS
Madison, Miss.

2014 (Jr.): Bennett made an appearance in 12 of the 13 games in the 2014 season, primarily

serving as a protector on the field goal and extra-point units. Midway through the season, Bennett converted from the offensive line to defensive line.

2013 (So.): Bennett appeared in all 12 games as an offensive lineman after shifting over from the defensive line in fall camp. Bennett served as the primary backup for both guard positions and was a fixture on the special teams units.

Before WKU: Bennett came to WKU for the start of the spring semester in January 2013. Bennett joined WKU after playing in nine games with East Mississippi Community College in 2012. Bennett posted 11 tackles, including a tackle for a loss, and forced a fumble from his defensive tackle position during the 2012 campaign.

HS/Misc.: Bennett played high school football at Madison Central High School, racking up 30 tackles along the defensive line during his senior season in high school. Bennett was ranked in the top 100 in the nation for defensive tackles coming out of high school by Scout.com following the 2012 season and was originally committed to the University of California.



54

Daeshawn Bertram
5-11, 220, r-So.
Linebacker
Trinity HS
Louisville, Ky.

2014 (r-Fr.): Bertram was a key reserve at middle linebacker and also served as a special teams

ace last season. In his first season on the field, he posted 19 tackles, one sack, forced a fumble, and intercepted a pass. Bertram had a six-yard tackle for loss in a win over Army, along with a forced fumble in a win over UTSA. Bertram's interception came against LA Tech quarterback Cody Sokol on November 1.

2013 (Fr.): Bertram redshirted his first season on The Hill.

HS/Misc.: Bertram was a two-star prospect out of Trinity High School, where he played for coach Bob Beatty. While at Trinity, Bertram's 2012 Shamrocks finished as the No. 1 in Kentucky, No. 11 nationally in the MaxPreps.com high school rankings. Bertram tallied 57 tackles in his senior season and won state championships in three consecutive seasons (2010-12.)



61

Matt Boston
6-2, 280, r-Fr.
Offensive Line
Glasgow HS
Glasgow, Ky.

2014 (Fr.): Boston redshirted his first season on The Hill.

HS/Misc.: Boston prepped at Glasgow High School for coach Rick Wood. Glasgow's senior class was 42-9 in their four seasons and averaged 222 rushing yards per game during his senior campaign. Boston was also invited to the National Guard Border Football Bowl Game, played between Kentucky and Tennessee high school stars at the University of the Cumberlands. Boston also earned second team All-State honors from the *Louisville Courier-Journal*.



17

Dejon Brown
6-3, 250, Sr.
Linebacker
Mt. San Jacinto C.C. (Calif.)
Beaumont, Calif.

2014 (Jr.): In his first season on The Hill, Brown saw action in all 13 games, earning 11 starts and

finished second on the team with 78 tackles, including eight for loss. He tallied at least five tackles in each of the final 11 games of the year, including a four-game stretch of at least seven. Brown had his first double-digit tackle game with 10 tackles, two for loss, and a sack in a win at Navy. He tallied his career-high 11 tackles (seven solo) against UAB.

Before WKU: Brown racked up 60 total tackles during his final season at Mount San Jacinto Community College for coach Casey Mazzotta and was rated as the No. 4 outside linebacker prospect among all junior college prospects by 247Sports.com. His 81 tackles in 2013 also led his Eagles squad to go along with 15.5 career tackles for loss in two seasons. He was a First-Team All-American Mountain Conference performer in 2013. During his freshman season at MSJCC, Brown also had a pair of interceptions and three pass breakups. Brown is the No. 3 junior college inside linebacker prospect by ESPN.com.

HS/Misc.: As a senior at Beaumont High, Brown tallied 71 tackles on defense and 201 receiving yards as a wide receiver and was a two-sport star, starting at guard for the basketball team.



D. BROWN'S CAREER GAME-BY-GAME

2014	U-A-T	TFL	Sack	INT	FF-FR
Bowling Green	0-0-0	0.0-0	0.0-0	0	0-0
Illinois	0-0-0	0.0-0	0.0-0	0	0-0
Middle Tennessee	7-0-7	0.0-0	0.0-0	0	0-0
Navy	7-3-10	2.0-5	1.0-4	0	0-0
UAB	7-4-11	0.0-0	0.0-0	0	0-0
FAU	3-5-8	0.5-1	0.0-0	0	1-0
Old Dominion	5-0-5	0.0-0	0.0-0	0	0-0
LA Tech	3-2-5	0.5-2	0.0-0	0	0-0
UTEP	4-1-5	0.0-0	0.0-0	0	0-0
Army	6-3-9	1.0-4	1.0-4	0	0-0
UTSA	5-0-5	2.0-4	0.0-0	0	0-0
Marshall	2-4-6	0.5-1	0.0-0	0	0-0
Central Michigan	4-3-7	1.5-4	0.0-0	0	0-0
Totals	53-25-78	8.0-21	2.0-8	0	1-0

D. BROWN'S CAREER HIGHS

Tackles	11 vs. UAB, 10/4/14
Tackles for Loss	2.0, twice
Sacks	1.0, twice
Fumbles Forced	1 at FAU, 10/18/14

92

Ge'Monee Brown
6-2, 305, Sr.
Defensive Line
Pearl River C.C. (MS)
Petal, Miss.

2014 (Jr.): In his first season at WKU, Brown was a gap-plugging run stopper, leading the

Hilltopper defense with eight tackles for loss on the season. He posted a career-high four tackles against UAB and also boasted a pair of tackles for loss in wins over Army and Old Dominion. Brown forced a fumble, setting up WKU's rally and comeback win at Navy. Brown played in all 13 games recording 22 tackles, eight for loss, and a fumble. Brown tallied at least a pair of tackles in seven of 13 games.

Before WKU: In his sophomore season, Brown tallied nine tackles including six against East Central CC and three tackles for loss at Pearl River Community College with coach William Jones. Brown notched 25 tackles including seven for loss as a freshman.

HS/Misc.: Brown earned All-State First Team and All-Area Honors as a high school senior at Petal High School in Petal, Miss. Brown played for coach Steve Buckley at Petal and helped the Panthers to a state runner-up showing during the 2011 season in the MHSAA Class 6A Championship. Brown was a two-star rated recruit by Rivals.com and Scout.com.

G. BROWN'S CAREER GAME-BY-GAME

2014	U-A-T	TFL	Sack	INT	FF-FR
Bowling Green	3-0-3	0.0-0	0.0-0	0	0-0
Illinois	1-2-3	1.0-1	0.0-0	0	0-0
Middle Tennessee	1-0-1	0.0-0	0.0-0	0	0-0
Navy	2-0-2	0.0-0	0.0-0	0	1-0
UAB	3-1-4	1.0-3	0.0-0	0	0-0
FAU	0-0-0	0.0-0	0.0-0	0	0-0
Old Dominion	2-0-2	2.0-2	0.0-0	0	0-0
LA Tech	3-0-3	1.0-1	0.0-0	0	0-0
UTEP	1-0-1	1.0-1	0.0-0	0	0-0
Army	2-0-2	2.0-3	0.0-0	0	0-0
UTSA	0-0-0	0.0-0	0.0-0	0	0-0
Marshall	0-0-0	0.0-0	0.0-0	0	0-0
Central Michigan	1-0-1	0.0-0	0.0-0	0	0-0
Totals	19-3-22	8.0-11	0.0-0	0	1-0

G. BROWN'S CAREER HIGHS

Tackles	4 vs. UAB, 10/4/14
Tackles for Loss	2.0, twice
Sacks	n/a
Fumbles Forced	1 at Navy, 9/27/14

7

Joe Brown
5-10, 190, So.
Defensive Back
Butler HS
Louisville, Ky.

2014 (Fr.): Playing as a true freshman, Brown appeared in nine games in his first season

at WKU. He served primarily on special teams as a returner and gunner in which he made five tackles on kick return coverage. Brown began the season with the running backs but converted to defensive back during the LA Tech game. He had one rush for a yard against UAB and returned five kickoffs for 139 yards, including two for 59 yards against the Bulldogs.

HS/Misc.: Joe Brown earned second team all-star honors in 2013 from the *Louisville Courier-Journal* while prepping at Butler High School for coach Gary Wheeler. Brown and the Bears tallied an 11-3 record and was named a "Best of the Bluegrass" all-star as well as the Kentucky Football Coaches Association District Player of the Year – as well as a first-team all-district player. Brown rushed for 1,242 yards with 15 touchdowns and had a receiving touchdown on 86 yards. Brown was a two-star prospect and the No. 10 player in Kentucky by Scout.com, a two-star prospect and the No. 21 player in Kentucky by Rivals.com, and a two-star prospect and No. 26 ranked player in Kentucky by 247sports.com.



17

Stephon Brown
5-9, 190, r-Jr.
Wide Receiver
Henry County HS
Atlanta, Ga.

2014 (r-So.): Brown appeared in three games for the special teams unit in 2014, primarily as a

gunner on punt return and kick cover units.

2013 (So.): Brown redshirted as a sophomore and did not see any action.

2012 (Fr.): Brown saw action in two games during his first season on The Hill, recording a special teams tackle against Florida Atlantic on Nov. 10. He was named Offensive Scout Team Player of the Year by the WKU coaching staff.

Before WKU: Brown spent time at Atlanta Sports Academy where he caught 64 passes for 979 yards and 10 touchdowns. He returned four punts for touchdowns.

HS/Misc.: A jack-of-all-trades at Henry County High School, Brown finished the 2010 season with 32 receptions for 510 yards, 46 carries for 482 yards and 10 total touchdowns on the offensive side of the ball. Defensively, Brown piled up 52 tackles, forced five fumbles, reeled in four interceptions and broke up nine pass attempts.



9

Omarius Bryant
6-3, 310, Jr.
Defensive Line
Southwest C.C. (MS)
Byram, Miss.

Before WKU: Bryant comes to The Hill from Southwest Mississippi Community College

where he played for coach Tucker Peavy. Bryant was an All-MACJC 1st Team All-South Selection after leading the Bears in tackles as a sophomore with 86 total tackles from his interior line position. He had a season-high 20 (12 solo) in a 38-14 win over East Central CC, and in his final five games, Bryant racked up double-digit tackles in each with 18 (14 solo) against Pearl River CC. Bryant also added five sacks and eight tackles for loss on the season, two sacks coming at Jones County CC. He averaged 10.8 tackles per game to lead the team. As a freshman, Bryant tallied 13 total tackles. Bryant played his high school ball at Terry High (Hazelhurst, Miss.) where he tallied 71 tackles and five sacks during his senior campaign.



83

Will Bush
5-11, 195, r-Fr.
Wide Receiver
Ballard HS
Louisville, Ky.

2014 (Fr.): Bush redshirted first season on The Hill. Bush also ran for the Hilltopper Track and Field

team at the 2014 Conference USA Indoor Championships, placing 13th in the Men's 60M Dash, clocking a 6.96

HS/Misc.: Bush joined the Hilltoppers after an Associated Press second-team all-state season at Ballard High School for coach Mike Jackson. Bush had 38 receptions for 694 yards and eight touchdowns on the year and was the 2013 100-meter state champion and 200-meter state runner-up on the track. He also earned Kentucky Football Coaches Association District Player of the Year honors and was a first-time all-district performer and a Best of the Blue Grass All-Star. Bush was rated a two-star prospect according to Rivals.com, Scout.com, and 247Sports.com and the No. 16 prospect in the state by Scout.com and the No. 13 prospect by 247Sports.com.



55

Tyler Camp
6-3, 305, Fr.
Offensive Line
Mary Persons HS
Forsyth, Ga.

HS/Misc.: Camp helped lead his Mary Persons Bulldogs to a 9-3 record as a senior center,

under the direction of coach Brian Nelson and was named a Georgia Class 4A All-State First Teamer by the *Atlanta Journal-Constitution*. Camp was also named a 4-A All-State Second Teamer by the Georgia Sportswriters Association as well as a first team All-Region selection.



35

Nick Coffey
6-4, 260, Fr.
Defensive Line
Russell County HS
Dunnville, Ky.

HS/Misc.: Coffey prepped at Russell County under coach Bob Sharp and played both

defensive end and tight end for the Lakers. Coffey picked up *Louisville Courier-Journal* First Team All-State and 2014 All-Bluegrasspreps.com First Team honors for his play. Coffey was rated the 15th best football prospect in the state by 247Sports.com and was a Best of the Bluegrass All-Star as a senior.



22

Forrest Coleman
6-2, 190, r-Sr.
Defensive Back
San Joaquin Delta (Calif.)
Stockton, Calif.

2014 (Jr.): Coleman appeared in 10 games, earning two starts, primarily as a reserve corner and special teams contributor. He started at both LA Tech and UTEP while senior defensive back Cam Thomas recovered from injury. He finished the season with 10 tackles (eight solo) and posted a career-high seven tackles against Conference USA West Division Champion, LA Tech.

Before WKU: Coleman racked up 59 tackles during his sophomore season at San Joaquin Delta College for coach Gary Barlow to go along with five interceptions, a fumble recovery and six pass breakups. Coleman's five picks led San Joaquin and were No. 14 nationally. He helped SJDCC to an 8-3 record. Coleman prepped at Lincoln High School for coach Brian Grey where he tallied 67 career tackles, seven interceptions, and forced four fumbles. He also participated in the Lions All-Star Football Classic.



21

Jared Dangerfield
6-3, 215, r-Sr.
Wide Receiver
Fort Scott C.C. (KS)
West Palm Beach, Fla.

2014 All-Conference USA Second Team
Biletnikoff Award Watch List

2014 (Jr.): Dangerfield wasted little time making his mark on Hilltopper Football history, becoming the program's single-season receptions leader with 69 in his first season on The Hill. Dangerfield also tied the school record for touchdown receptions in a season with 11. He finished second in C-USA in touchdown receptions and tied for 13th nationally while his receptions per game (5.3) and receiving yards per game (63.5) were both fifth-most in the league. Dangerfield made his Hilltopper debut with 10 catches for 92 yards and a pair of scores in a win over Bowling Green. He started all 13 games and finished the year with a team-high 825 yards, recording at least three receptions in 10 games and 70 yards or more in seven. Dangerfield had a pair of 100-yard games, going for 107 on seven catches at Middle Tennessee and a season-high 117 on eight catches and two touchdowns at Marshall. Dangerfield's final touchdown of that game was the game-tying catch in the back of the endzone in overtime, leading to WKU's successful two-point conversion attempt. Dangerfield tallied six touchdowns over the final four games, including two each against UTSA and Marshall.

Before WKU: In nine games for Fort Scott Community

College, Dangerfield caught 43 passes for 690 yards and eight touchdowns for coach Curtis Horton. He was named First-Team All-Jayhawk Conference. He was rated as the No. 85 overall prospect on the ESPN JC100 and the No. 15 JUCO WR and a three-star recruit while 247Sports.com ranked him as a three-star recruit and the No. 21 JUCO WR nationally.

HS/Misc.: Dangerfield caught 34 passes for 543 yards and four touchdowns as a senior at Royal Palm Beach High for coach Darren Studstill.

DANGERFIELD'S CAREER GAME-BY-GAME

2014	Rec.	Yds	TD	Lg.
Bowling Green	10	92	2	16
Illinois	3	31	0	17
Middle Tennessee	7	107	1	37
Navy	7	74	1	31
UAB	1	6	0	6
FAU	6	39	0	10
Old Dominion	8	95	1	23
LA Tech	1	15	0	15
UTEP	2	53	0	39
Army	7	73	1	27
UTSA	4	36	2	16
Marshall	8	117	2	35
Central Michigan	5	87	1	35
Totals	69	825	11	39

DANGERFIELD'S CAREER HIGHS

Receptions	10 vs. Bowling Green, 8/29/14
Receiving Yards	117 at Marshall, 11/28/14
Touchdowns	2, three times



34

Drew Davis
6-1, 225, Jr.
Linebacker
Bob Jones HS
Madison, Ala.

2014 (So.): Davis appeared in all 13 games as a reserve linebacker and gunner on special teams. He

tallied 20 tackles (13 solo) on the season as well as one sack at Marshall. Davis recorded a season-high five tackles against the Thundering Herd.

2013 (Fr.): Davis saw action in eight games in 2013, primarily as a gunner on special teams units. He recorded one tackle and saw time in six of the final seven games of the season.

HS/Misc: Davis was named the *Huntsville Times* Defensive Player of the Year in 2012 after he posted 165 tackles for Bob Jones High School with 16 tackles for loss to go along with seven sacks, four forced fumbles and a pair of interceptions. Davis led Bob Jones to a 9-4 record in 2012, helping lead a Patriot defense that pitched three shutouts during the course of the season while allowing the opposition to score over 20 points on only three different occasions. Davis finished his senior season earning First-Team All-State and First-Team All-Region honors.



12

Brandon Doughty
6-3, 220, GS
Quarterback
North Broward Prep
Davie, Fla.

2014 Conference USA Most Valuable Player
2014 Sammy Baugh Award Winner
Bahamas Bowl Offensive Player of the Game

2015 C-USA Preseason Offensive Player of the Year
Walter Camp Award Watch List
Maxwell Award Watch List
Davey O'Brien Award Watch List
Johnny Unitas Golden Arm Award Watch List

Preseason: Attended the 2015 Manning Passing Academy in July ... Named the league's first team quarterback from Phil Steele and Athlon Sports

2014 (r-Sr.): Doughty posted one of the finest seasons by a collegiate quarterback in the history of the game as he led the FBS in passing yards (4,830), passing touchdowns (49), and points responsible for per game (24.2) during his senior campaign.

During the course of the year, Doughty was granted a medical hardship waiver, restoring a season of eligibility lost due to injuries in 2011 and 2012, clearing the way for his return for a sixth year. The waiver granted him the 2012 year back. Doughty was named the 2014 Conference USA Most Valuable Player as well as the Sammy Baugh Trophy award winner for his play. On the year, WKU finished as the No. 4 offense, averaging 534.6 yards, No. 2 passing offense at 374.3 yards, and broke 49 team and individual offensive records.

Among those records were Total Yards, Season (6,950), Total Yards, Game (738), Points Scored per Game (44.4), Touchdowns Scored, Season (76), Passing Yards, Season (4,866) and First Downs, Game (40). Doughty led the league in Player of the Week awards, taking home the award four times and was a four-time recipient of the Manning Star of the Week.

For his performance in the bowl game, where he was named the Offensive Player of the Game, Doughty was named to the All-Bowl Team from CBSports.com and NFL.com. Doughty threw for 500 or more yards in two of the first three games, 569 vs. Bowling Green and 593 at Middle Tennessee. His 593 yards at MT set a new C-USA single-game record. On 10 occasions, Doughty eclipsed the 300-yard mark and had five or more touchdown passes in five games, including a season-high eight at No. 19 Marshall – the second-most in C-USA history - when he combined with Rakeem Cato to throw an FBS combined record of 15 in a single game. Doughty's eight touchdown passes in that game were matched only by eight other quarterbacks in FBS history and just two others did it against a nationally ranked opponent. He is the only quarterback of those eight to do it on the road. His 11.2 attempts per touchdown ratio was eclipsed by only two other quarterbacks last season, Marcus Mariota (10.6) and JT Barrett (9.2) and he was one of only three quarterbacks to throw at

least 30 more touchdown passes than interceptions (Mariota and Cody Kessler). Doughty finished No. 10 in ESPN's QBR ratings and No. 1 in their Passing Expected Points Added category.

Doughty became WKU's career leader in touchdown passes and also broke the record for passing yards, completions and attempts in a game, touchdown passes in a half and a game, total yards and plays in a season, and enters 2015 101 completions away from that mark and 767 yards away from passing Jeff Cesarone as WKU's all-time passing yardage leader. At home, Doughty was at his most efficient, going 159-of-213 (74.6) for 2,107 yards and 24 touchdowns without an interception. He has not thrown a pick at home since October 15, 2013 – a span of 388 passing attempts – and he was the only starting QB without an interception on his home turf.

Doughty's 49 touchdowns set a single-season C-USA record and were the sixth-most by any FBS QB since 1956. His 4,830 yards were 16th most in that span. Doughty combined with running back Leon Allen to become the first-ever duo in FBS

DOUGHTY'S CAREER GAME-BY-GAME

2011	C-A-I	Yds	TD	Lg
Navy	12-21-1	102	0	21
Indiana State	1-1-0	4	0	4
Totals	13-22-1	106	0	21

2012	C-A-I	Yds	TD	Lg
Austin Peay	0-1-0	0	0	0
Southern Miss	1-2-0	7	0	7
Totals	1-3-0	7	0	7

2013	C-A-I	Yds	TD	Lg
Kentucky	27-34-0	271	1	25
Tennessee	17-34-5	222	1	43
South Alabama	27-47-3	282	3	30
Morgan State	7-7-0	55	0	17
Navy	25-31-1	198	0	22
ULM	24-36-1	370	2	45
ULL	18-23-2	260	1	42
Troy	29-45-0	387	0	60
Georgia State	15-24-1	206	1	44
Army	16-24-1	199	2	32
Texas State	20-32-0	152	0	25
ASU	21-37-0	255	3	39
Totals	246-374-14	2,857	14	60

2014	C-A-I	Yds	TD	Lg
Bowling Green	46-56-0	569	6	55
Illinois	28-48-1	297	2	21
Middle Tennessee	43-66-1	593	4	67
Navy	38-54-1	387	2	44
UAB	25-37-0	319	2	39
Florida Atlantic	28-44-1	335	3	50
Old Dominion	23-26-0	371	5	45
LA Tech	14-35-4	134	1	46
UTEP	23-34-0	324	3	50
Army	16-25-0	178	3	45
UTSA	26-35-0	346	5	67
Marshall	34-50-2	491	8	75
Central Michigan	31-42-0	486	5	55
Totals	375-552-10	4,830	49	75

CAREER TOTALS 635-951-25 7,800 63 75



DOUGHTY'S CAREER HIGHS

Completions	46 vs. Bowling Green, 8/29/14
Attempts	66 at Middle Tennessee, 9/13/14
Yards	593 at Middle Tennessee, 9/13/14
Touchdowns	8 at Marshall, 11/28/14

history to have a 4,500 yard passer and 1,500 yard rusher. WKU also became the first program since Kent State in 1997 to set their conference's single-game passing (593) and rushing (345) yardage marks in the same season. He enters 2015 as the FBS' active career leader in passing yards (7,800) and touchdown passes (63), second in pass completions (635) and completion percentage (66.8) while ranking third in total offense (7,637), passing efficiency (152.3), pass attempts (951) and passing yards per game (260.0).

2013 (r-Jr.): In his first full season as a starter, Doughty began his assault on the Hilltopper record book for quarterbacks, setting new school records for passing yards (2,857), completion percentage (65.8), single-game completions (29, vs. Troy, 10/26), and single-game passing yards (387, vs. Troy, 10/26). Doughty also directed a WKU offense that set a single-season school record for total yards (5,502), yards per play (6.3), yards per game (458.5) and passing yards per game (261.7). Doughty appeared in all 12 games, starting 10, the outliers being Morgan State and Troy. He eclipsed the 200-yard mark in eight games and went over 300 in the Troy (387) and ULM (370) contests while he posted completion percentages above 70-percent against Kentucky (79.4), Navy (80.6), and ULL (78.3). Doughty also threw for multiple touchdowns in four contests including South Alabama (3), ULM (2), Army (2) and Arkansas State (3). He finished the year completing 246-of-374 attempts for 14 touchdowns with 14 interceptions with a long of 60 yards against Troy and a passing efficiency mark for 134.81

2012 (r-So.): Doughty saw relief action against both Austin Peay on Sept. 1 and Southern Miss on Sept. 22, completing 1-of-3 pass attempts for seven yards.

2011 (r-Fr.): Doughty saw his season cut short after suffering a season-ending knee injury in week three against Indiana State on Sept. 17. He had earned the start at quarterback in that game, playing just three plays before leaving with the injury. Doughty made his first collegiate appearance at quarterback in the third quarter in week two against Navy on Sept. 10, throwing for 102 yards on 12-of-21 passing and leading WKU to a touchdown on his first drive under center.

2010 (Fr.): Doughty redshirted his first season on The Hill.

HS/Misc.: Doughty tossed 23 touchdown passes and rushed for four touchdowns as the starting quarterback for North Broward Prep. He completed 170 passes for 2,885 yards and was rated as a three-star recruit by both ESPN.com and Rivals.com. ESPN.com had Doughty ranked as the 75th best quarterback in the nation coming out of North Broward. He was named a FACA North-South All-Star, a Dade-Broward All-Star and tabbed as First-Team All-County by the *Miami Herald* and the *Sun Sentinel*.

DOUGHTY RECORD BOOK

Pass Completions - Career

Player	Completions
1. Jeff Cesarone (1984-87)	735
2. Kawaun Jakes (2009-12)	636
3. Brandon Doughty (2011-Present)	635
4. Justin Haddix (2003-06)	541
5. Johnny Vance (1966-69)	289

Passing Yards - Career

Player	Yards
1. Jeff Cesarone (1984-87)	8,566
2. Justin Haddix (2003-06)	7,929
3. Brandon Doughty (2011-Present)	7,800
4. Kawaun Jakes (2009-12)	7,339
5. Johnny Vance (1966-69)	4,046

Touchdown Passes - Career

Player	Touchdowns
1. Brandon Doughty (2011-Present)	63
2. Kawaun Jakes (2009-12)	51
3. Justin Haddix (2003-06)	50
4. Jeff Cesarone (1984-87)	46
5. Leo Peckenpaugh (1970-73)	35

Completion Percentage - Career

Player	Cmp. Percentage
1. Brandon Doughty (2011-Present)	66.8 (635-951)
2. Kawaun Jakes (2009-12)	57.9 (636-1,099)
3. Justin Haddix (2003-06)	57.1 (541-947)
4. David Wolke (2007-08)	54.5 (194-356)
5. Ralph Antone (1979-82)	53.6 (278-519)

Passing Yards - Season

Player	Yards
1. Brandon Doughty, 2014	4,830
2. Brandon Doughty, 2013	2,857
3. Jeff Cesarone, 1985	2,737
4. Kawaun Jakes, 2012	2,488
5. Jeff Cesarone, 1986	2,396

Passing Completions - Season

Player	Completions
1. Brandon Doughty, 2014	375
2. Jeff Cesarone, 1985	253
3. Brandon Doughty, 2013	246
4. Jeff Cesarone, 1986	207
5. Kawaun Jakes, 2012	200

Touchdown Passes - Season

Player	Touchdowns
1. Brandon Doughty, 2014	49
2. Kawaun Jakes, 2012	22
3. Jeff Cesarone, 1985	18
4. Johnny Vance, 1969	16
5. Three tied at...	15

Other Records Held by Doughty

TD Passes, Game	8 at Marshall, 11/28/14
TD Passes, Half	6 at Marshall, 11/28/14
Passing Yards, Game	593 at Middle Tennessee, 9/13/14
Pass Completions, Game	46 vs. Bowling Green, 8/29/14
Pass Attempts, Game	66 at Middle Tennessee, 9/13/14
Completion Pct., Game	88.9 vs. Old Dominion, 10/25/14
Total Yards, Season	4,778 (591 plays), 2014
Total Plays, Season	591 plays, 2014

**47**

Nolan Dowling
6-0, 225, r-Jr.
Long Snapper
Belleville East HS
Belleville, Ill.

2014 All-Conference USA Honorable Mention

2014 (r-So.): Dowling executed 142 error-free snaps for field goals, punts and extra points in 2014. As a team, WKU missed just five field goals and one extra point and fumbled a punt on the year but none due to poor snaps from Dowling.

2013 (r-Fr.): Dowling served as the primary long snapper in every game for the Hilltoppers. Dowling snapped 37 punts, 16 field goals and 47 extra points, tallying perfect snaps on each and did not allow a blocked punt or kick all season.

2012 (Fr.): Dowling redshirted in his first season on The Hill.

HS/Misc.: Dowling was a three-year starter at Belleville East High School, ranking as the sixth-best long snapper in the nation by Kohl's Kicking and 21st by Rubio Long Snapping. He was a three-time recipient of the Scholar-Athlete Character Award at Belleville East.

**24**

Devante Duclos
6-1, 240, Jr.
Defensive Line
Miami Central
Miami, Fla.

2014 (So.): Duclos appeared in six of 13 games as a reserve linebacker and special teams

gunner. He tallied five tackles (three solo) on the season.

2013 (Fr.): Duclos appeared in all 12 games as a true freshman on The Hill, earning his first-career start at Texas State. He tallied six tackles on the season including a season-best three solo tackles at Army. Duclos also tallied his first-career sack and tackle for loss against the Bobcats, a five-yard loss.

HS/Misc.: Duclos came to WKU in January 2013 as an early enrollee after a high school playing career at Miami Central High School in Florida. The Rockets were ranked as the No. 1 team in the nation entering the 2012 season by *USA Today*, finishing the 2012 campaign with a 12-2 record. Miami Central opened the season with a nationally-televised game against Grayson High School out of Georgia. Duclos helped Miami Central to a state title in 2012, which was the school's second state championship in the last three seasons.

**32**

Ryan Duvall
6-5, 225, r-Fr.
Defensive Line
Apollo HS
Owensboro, Ky.

2014 (Fr.): Duvall redshirted his first season on The Hill.

HS/Misc.: Duvall prepped at Apollo High School for coach Dan Crume and tallied 115 total tackles on the season while earning Associated Press second-team all-state distinction. Duvall was a "Best of the Bluegrass" and Kentucky/Tennessee Border Bowl All-Star and was also named the *Owensboro Messenger-Inquirer's* Defensive Player of the Year. Duvall was a two-star prospect from Rivals.com, Scout.com, and 247Sports.com and the No. 13 player in Kentucky by Scout.com.

**4**

Drew Eckels
6-4, 210, r-Fr.
Quarterback
Warner Christian
Daytona, Fla.

2014 (Fr.): Eckels redshirted his first season on The Hill.

HS/Misc.: Eckels prepped at Warner Christian Academy for coach Steve Allen where he threw for 2,027 yards and 27 touchdowns as a senior and finished with a 20-4 record over his two seasons as a starter. ESPN's Recruiting Nation rated Eckels a three-star recruit and the No. 61 pro-style quarterback in the 2014 class. He was a two-star recruit by 24/7 Sports and ranked as the No. 104 pro-style quarterback in the country.

**64**

Dennis Edwards
6-1, 305, r-Fr.
Offensive Line
South Gwinnett HS
Snellville, Ga.

2014 (Fr.): Edwards redshirted his first season on The Hill.

HS/Misc.: Edwards prepped at South Gwinnett High School for coach John Small and was an *Atlanta Journal-Constitution* first-team all-area player as well as an honorable mention all-state performer. The *Gwinnett Daily Post* named Edwards a first-team all-county player and the Georgia Athletic Coaches Association named him a North/South all-star as well as a Gwinnett County all-star. According to 247Sports.com, Edwards was a three-star prospect and the 19th best offensive center in the nation and a three-star prospect by Scout.com and a two-star prospect by Rivals.com.



44

George Fant
6-6, 270, r-Sr.
Tight End
Warren Central HS
Bowling Green, Ky.

A four-year letterwinner for the Hilltopper basketball team, Fant is playing his fifth and final year

of eligibility with the Hilltopper football team. He last played football in the eighth grade.

As a WKU basketball player: Fant ranked 13th in career scoring and eighth in career rebounding in Hilltopper basketball history, and was a three-time All-Conference selection during his senior, junior and sophomore seasons. As a senior in 2014-15, Fant led WKU in rebounding with 8.4 boards per game and averaged a career-best 13.8 points per game. The Hilltoppers went to consecutive NCAA tournaments in 2012 and 2013 as they won the SBC tournament each season. Fant's cousin, Jim McDaniels, was a three-time All-American at WKU and is the school's all-time leading scorer. He is the cousin of wide receiver Nacarius Fant.



1

Nacarius Fant
5-9, 185, So.
Wide Receiver
Bowling Green HS
Bowling Green, Ky.

2014 (Fr.): Fant saw time in four games and caught his first collegiate pass for three yards

at Middle Tennessee. He also appeared against LA Tech and UTEP and was completed a pass at Marshall to TE Tyler Higbee.

HS/Misc.: A three-time 5A state champion and the 2013 Kentucky Mr. Football, Fant joined the Tops after a standout career at Bowling Green High School for coach Kevin Wallace. Fant tallied 1,701 receiving yards and 25 touchdowns on 83 receptions as a senior and finished with 4,487 yards and 62 touchdowns on 227 career receptions. Fant holds every single-game, single-season and career receiving record at BGHS and ranks in the top-20 in eight individual categories in the KHSAA record book including: career touchdowns (53/4th), single-season touchdowns (24/t-7th), single-game touchdowns (4,t-7th), career receptions (227/t-5th), single-season receptions (83/t-17th), single-game receptions (15/t-14th), career yards (4,473/3rd), and single-season yards (1,699/7th). The Purples were 53-3 during Fant's four-year career, another school record. Fant was named a second team All-American by MaxPreps and a first-team All-State selection by the Associated Press. Fant was also in the Class of the Commonwealth by the *Lexington-Herald Leader* and the No. 12 player in Kentucky by ESPN's Recruiting Nation. All four of the major recruiting services (Rivals, Scout, 247Sports and ESPN) rated Fant as a three-star prospect while 247Sports has him as the No. 7 player in the state.



42

DeAndre Farris
5-10, 190, r-Fr.
Defensive Back
Martha Layne Collins HS
Shelbyville, Ky.

2014 (Fr.): Farris redshirted his first season on The Hill. Farris began his career as a wide

receiver and converted to safety during the spring of 2015.

HS/Misc.: Farris came to The Hill after a state championship senior season at Martha Layne Collins High School with coach Jerry Lucas. Farris' 1,051 receiving yards and 682 rushing yards, with 31 total touchdowns, helped the Titans to a KHSAA 5A championship in 2013. Farris was an Associated Press first-team All-State performer as well as a member of the *Lexington-Herald Leader's* Class of the Commonwealth and a Best of the Bluegrass All-Star. Farris was a three-star prospect by Scout.com, ESPN.com, and Rivals.com while 247Sports.com rated Farris a two-star. He was the No. 14 prospect in Kentucky by 247Sports.com and the No. 7 prospect by ESPN.com.



32

D'Andre Ferby
6-1, 240, r-Fr.
Running Back
Ensworth HS
Nashville, Tenn.

2014 (Fr.): Ferby redshirted his first season on The Hill.

HS/Misc.: Ferby joined the Hilltoppers after winning a Division II 2A state championship at Ensworth High School with coach Ricky Bowers. In eight games, Ferby rushed for 1,322 yards and 22 touchdowns, pushing his career total to 2,151 yards and 28 touchdowns. Ferby was named the Division II-AA Tennessee Mr. Football and was a Tennessee Sportswriters Association first-team All-State performer. *The Tennessean* named Ferby to their first-time All-Midstate squad while 247Sports.com, Scout.com, ESPN.com, and Rivals.com all had Ferby as a three-star prospect. Ferby was the No. 34 prospect in Tennessee by ESPN.com and the No. 23 prospect by 247Sports.com.



9

Nelson Fishback
6-2, 215, r-Jr.
Quarterback
Durham HS
Durham, Calif.

2014 (Jr.): Fishback redshirted during his true junior season.

2013 (So.): Fishback saw action in five games at quarterback, starting the Troy game, in his first season on The Hill. On the year, he threw for 174 yards on 13-of-18 attempts with one touchdown, a strike to Tim Gorski as the Tops' final score at Georgia State. He added 29 yards rushing on 10 attempts with one touchdown, an 11-yard scamper against Morgan State. Fishback's top performance came on a 5-of-6 day against ULL when he threw for 78 yards and finished with a 192.53 efficiency rating.

Before WKU: Fishback was the primary signal caller for the Roadrunners in 2012, propelling Butte College to a Nor-Cal Conference Championship and a win in the State Center Bowl. In a run-heavy offense, Fishback threw for nearly 1,500 yards and 13 touchdowns. Fishback also tallied 84 yards and five touchdowns on the ground. Under Fishback's direction the Roadrunners finished the 2012 season with a 10-1 record, averaging 34.1 points per game.

HS/Misc.: As a senior at Durham High, Fishback threw for 1,701 yards on 122-of-213 passing attempts, averaging 141.8 yards per game and throwing 23 touchdowns to just two interceptions. He helped lead the Trojans to a 10-2 record, averaging 363.3 yards of total offense while scoring 58 touchdowns. Fishback also rushed for 585 yards on 101 carries with 11 touchdowns to lead his team in rushing touchdowns.



14

Juwan Gardner
6-1, 205, r-So.
Defensive Back
duPont Manual HS
Louisville, Ky.

2013 (r-Fr.): Gardner saw time in eight games on the season as a reserve defensive back, primarily

at safety. He tallied four tackles (three solo) on the year with a season-high two coming in the season opener. Gardner's biggest moment of the season was a 96-yard interception return for touchdown against Old Dominion. It was the longest defensive touchdown in school history and ended a furious scoring rally between the offenses as WKU shutout the Monarchs in that fourth quarter. For that play, he was named the CFPA Honorable Mention National Defensive Back of the Week.

2013 (Fr.): Gardner redshirted his first season on The Hill.

HS/Misc.: Gardner intercepted six passes and returned three back for touchdowns in his final two years at duPont Manual

leading the Crimson to a 9-3 season in 2011 before falling to state and national champion Trinity (Louisville) in the second round of the Commonwealth Gridiron Bowl. Gardner had five interceptions in 2011 to lead the team in that category. The 6-1, 200-pound defensive back tallied 99 total tackles in his final two years at duPont Manual, including 55 stops in his senior season of 2012. Gardner led a Crimson defensive backfield that allowed less than 120 yards per game through the air in his senior campaign, intercepting one pass in his final season. Gardner was named an Honorable Mention All-State performer while also being mentioned as a 2012 Best of the Bluegrass All-Star. Gardner also used his athleticism in track, running for the Crimson track program as well.



21

Jordon Gonzalez
6-0, 180, Fr.
Defensive Back
DuPont Manual HS
Louisville, Ky.

HS/Misc.: Gonzalez enjoyed an All-State second team season at Manual High School in Louisville

for coach Oliver Lucas. As a senior, Gonzalez had 35 tackles (29 solo) to go along with a pair of sacks, eight pass breakups and one interception, helping his squad to an 8-4 mark in 2014 and the No. 5 rated team in Kentucky. Gonzalez was also the team's primary kick returner, tallying a team-high 498 yards on the season. Gonzalez was ranked as the No. 21 player in the state of Kentucky by 247sports.com.



86

Tim Gorski
6-6, 255, r-So.
Tight End
St. Rita HS
Chicago, Ill.

2014 (r-Jr.): Gorski appeared in all 13 games in 2014, starting a three-game stretch at Navy, UAB

and at FAU. He hauled in two passes on the year for 43 yards, a 25-yarder at No. 19 Marshall and an 18-yard snag in the bowl game. Gorski continued his role as the team's primary blocking tight-end, and extended his streak of games played to 38, the duration of his entire career.

2013 (r-So.): Gorski climbed his way up the depth chart in 2013 and saw action in all 12 games, earning seven starts including the final five games of the season. He finished the regular season with 17 receptions for 172 yards and one touchdown, catching the final score of the Georgia State game in Atlanta.

2012 (r-Fr.): Gorski appeared in all 13 games during his first playing season on The Hill, earning four starts. He started the season opener against Austin Peay on Sept. 1, snagging his first-career catch and touchdown in his debut. The catch went for 15 yards and gave WKU a 21-0 lead. Gorski also earned



starts at top-ranked Alabama on Sept. 8, at Arkansas State on Sept. 29 and versus Florida Atlantic on Nov. 10.

2011 (Fr.): Gorski redshirted in his first official season on The Hill.

HS/Misc.: Gorski racked up 250 yards receiving off 17 receptions as a tight end in his senior season at St. Rita High School, finding the endzone on two different occasions. He was named Second-Team All-Conference as well as Rivals.com First-Team All-State. He was rated as a two-star recruit by Rivals.com. Gorski lettered three years in football and all four years on the hardwood with the St. Rita basketball team.



3
Antwane Grant
6-1, 205, Sr.
Wide Receiver
Nassau C.C. (NY)
Wilmington, Del.

2014 (Jr.): Grant enjoyed a stellar first season on The Hill, racking up 509 yards on 41 catches with

six touchdowns in 10 games. He racked up 50 receiving yards in seven of those games. Grant caught at least two passes in every game he played, including a career-best six receptions at Middle Tennessee and Navy. In his first-career multi-touchdown game, Grant finished with 61 yards and two touchdowns in a win over Old Dominion. He ranked just outside the Top 10 in Conference USA with 4.1 receptions per game where the cutoff was 4.3. Grant was fifth on the team in receptions and fourth in receiving yards and touchdown receptions.

Before WKU: Grant tallied a team-best 913 yards and 12 touchdowns on 46 receptions during his sophomore season at Nassau Community College for coach Joe Osovet. He was named First Team All-NEFC for his performance as well as an honorable mention JUCO All-American. Grant was a two-star recruit by Rivals.com



28
Drell Greene
6-1, 190, Fr.
Defensive Back
Bacon County HS
Alma, Ga.

HS/Misc.: Greene prepped at Bacon County High and was a two-star rated recruit by

247Sports.com and Rivals.com. Greene played running back, quarterback and defensive back in high school and also starred on the basketball court. Greene was also named one of the most overlooked high school seniors in the state of Georgia by the *Atlanta Journal-Constitution*.

GRANT'S CAREER GAME-BY-GAME

2014	Rec.	Yds	TD	Lg.
Bowling Green	3	53	1	34
Illinois	4	58	1	20
Middle Tennessee	6	73	0	26
Navy	6	60	0	15
UAB	5	51	1	24
FAU	4	66	0	28
Old Dominion	4	61	2	31
LA Tech	4	20	0	11
UTEP	3	37	0	29
Central Michigan	2	30	1	19
Totals	41	509	6	34

GRANT'S CAREER HIGHS

Receptions	6, twice
Receiving Yards	73 at Middle Tennessee, 9/13/14
Touchdowns	2 vs. Old Dominion, 10/25/14



70
Max Halpin
6-3, 295, r-Jr.
Offensive Line
Covington Catholic
Fort Mitchell, Ky.

Rimington Award Watch List

2014 (r-So.): Halpin started the first three games of the season at center before a season-ending back injury sidelined him. Prior to injury he helped engineer a pair of 700-yard offensive efforts against Bowling Green and Middle Tennessee.

2013 (r-Fr.): Halpin entered the season as the No. 2 center behind longtime starter Sean Conway but immediately jumped into the starting role when Conway was injured against South Alabama in Week 3 of the season. Halpin started the final five games of the season, seeing action in all 12 and starting seven total. WKU was 6-1 with Halpin as the starting center and 7-1 including the Morgan State game when he took over for Conway after the game's first offensive snap resulted in a 65-yard touchdown run for Antonio Andrews.

2012 (Fr.): Halpin redshirted in his first season on The Hill.

HS/Misc.: Halpin was a four-year letterwinner and three-year starter at Covington Catholic High School and was Honorable Mention All-State following his senior season. He was also selected as the starting center for the Kentucky Best of the Bluegrass All-Star game.



16

Sidney Hammond
6-2, 250, Jr.
Defensive Line
Dodge City C.C.
Kennesaw, Ga.

Before WKU: Hammond spent one season at Dodge City CC and prepped at Kennesaw Mountain

HS in Kennesaw, Ga., for coach Andy Scott. At Dodge City, he finished third on his team in tackles with 51 (22 solo) to go along with seven tackles for loss, a sack and a forced fumble. He holds a spot in numerous career defensive records at his former high school including career sacks (4th, 6.5), single season sacks (5th, 4.5 in 2012), and fumbles recovered in a season (3rd, 2 in 2012).



82

Tyler Higbee
6-6, 250, r-Sr.
Tight End
East Lake HS
Clearwater, Fla.

John Mackey Award Watch List

2014 (r-Jr.): As the team's No. 2 tight end, Higbee tallied 230 yards on 15 receptions, including four touchdowns. Higbee's breakout performance came on a three-touchdown day at No. 19 Marshall as he caught six passes for 99 yards. Higbee played in 11 of 13 games with three starts at Navy and against Army and UTSA. He also totaled three special teams tackles. Higbee was the CFPA honorable mention National Tight End of Week following the Marshall game. He was also one of only three tight ends last season to catch at least three touchdowns in a game, joined by FIU's Jonnu Smith and Minnesota's Maxx Williams. Higbee also became one of just four players in WKU history to catch at least three touchdowns in a single game and the first since 1978.

2013 (r-So.): Higbee saw time in seven games, starting three of the first five at tight end after converting over from wide receiver. He finished the year with 13 catches for 169 yards and a touchdown, that score coming at South Alabama in week three. His best showing of the season was a five catch, 67-yard performance also against South Alabama. Higbee tallied three catches for 41 yards against Kentucky and four catches for 31 yards against Navy.

2012 (r-Fr.): Higbee redshirted in 2012.

2011 (Fr.): Higbee played in 11 games as a true freshman, one of two true freshmen receivers to see extensive playing time for the Hilltoppers on offense. He finished the regular season with a pair of catches for 92 yards, making one start at wide receiver against FAU on Oct. 15. Higbee finished the regular season with a bang, reeling in the first catch of his career

HIGBEE'S CAREER GAME-BY-GAME

2011	Rec.	Yds	TD	Lg.
Kentucky	0	0	0	0
Navy	0	0	0	0
ASU	0	0	0	0
MT	0	0	0	0
FAU	0	0	0	0
ULL	0	0	0	0
ULM	0	0	0	0
FIU	0	0	0	0
LSU	0	0	0	0
North Texas	1	63	1	63
Troy	1	29	0	29
Totals	2	92	1	63

2013	Rec.	Yds	TD	Lg.
Kentucky	3	41	0	18
Tennessee	0	0	0	0
South Alabama	5	67	1	30
Morgan State	0	0	0	0
Navy	4	31	0	13
ULL	0	0	0	0
Troy	1	30	0	30
Totals	13	169	1	30

2014	Rec.	Yds	TD	Lg.
Bowling Green	0	0	0	0
Illinois	3	30	1	16
Middle Tennessee	2	48	0	28
Navy	2	26	0	22
Old Dominion	0	0	0	0
LA Tech	0	0	0	0
UTEP	0	0	0	0
Army	0	0	0	0
UTSA	1	23	0	23
Marshall	6	99	3	31
Central Michigan	1	4	0	4
Totals	15	230	4	31

CAREER TOTALS	30	491	6	63
----------------------	-----------	------------	----------	-----------

HIGBEE'S CAREER HIGHS

Receptions	6 at Marshall, 11/28/14
Receiving Yards	99 at Marshall, 11/28/14
Touchdowns	3 at Marshall, 11/28/14

against North Texas on Nov. 19, a 63-yard touchdown grab in the first half of a WKU win. He followed up that performance with his second catch in as many weeks, catching a 29-yard pass against Troy on Nov. 26 in the regular-season finale.

HS/Misc.: Higbee was named team MVP and team captain for his senior season at East Lake High School. He reeled in 42 receptions and 540 yards for eight touchdowns in his final season. He finished his career with over 1,100 yards receiving and 18 touchdowns. Higbee earned First-Team All-County honors as well as being a Pinellas County All-Star his senior year. He was rated as a two-star recruit by Rivals.com and also earned a pair of letters on the baseball diamond.



77

Hunter Holland
6-2, 275, Fr.
Offensive Line
Buford HS
Buford, Ga.

HS/Misc.: Holland prepped at Buford High in Georgia where he was Georgia Class 4A All-

State First Team player by the *Atlanta Journal-Constitution* and Georgia Sportswriters Association for coach Jess Simpson, who was also named the Coach of the Year for the classification by both publications. Holland helped anchor a line that led his team to a perfect 15-0 record and a GHSA 4A State Championship, including a dominant 55-10 victory in the championship game and a No. 7 national ranking in the final Super 25 by *USA Today*.



43

Ben Holt
5-11, 210, Fr.
Running Back
Bowling Green HS
Bowling Green, Ky.

HS/Misc.: Holt prepped at Bowling Green High for coach Kevin Wallace where he played

primarily linebacker and full back. Holt tallied 95 tackles, 35 tackles for loss and 18 sacks. Holt earned First Team All-State honors from the *Associated Press* as a defensive lineman. He was also named the Class 5-A District Two Player of the Year by the Kentucky Football Coaches Association. Holt is the son of defensive coordinator Nick Holt and younger brother of senior middle linebacker Nick Holt.



10

Nick Holt
6-1, 230, r-Sr.
Linebacker
City College of San Francisco
Seattle, Wash.

2014 All-Conference USA Honorable Mention Lombardi Award Watch List

2014 (r-Jr.): Holt started all 13 games of the 2014 season at middle linebacker and led WKU 111 tackles (62 solo), ranking fourth in C-USA and 62nd nationally. He also led the team with four quarterback hurries and ranked third with seven tackles for loss and three pass break-ups. Holt tallied at least seven tackles in 11 of 13 games, with 10-plus tackles in five of those games. He had back-to-back 12-tackle performances at Illinois and Middle Tennessee. Holt posted consecutive

HOLT'S CAREER GAME-BY-GAME

2014	U-A-T	TFL	Sack	INT	FF-FR
Bowling Green	6-3-9	0.5-1	0.0-0	0	0-0
Illinois	4-8-12	2.0-6	0.0-0	0	0-0
Middle Tennessee	9-3-12	2.0-8	1.0-6	0	0-0
Navy	4-3-7	0.0-0	0.0-0	0	0-1
UAB	6-5-11	0.5-4	0.5-4	0	0-0
FAU	4-7-11	0.0-0	0.0-0	0	0-0
Old Dominion	6-1-7	0.0-0	0.0-0	0	0-0
LA Tech	3-1-4	1.0-3	0.0-0	0	0-0
UTEP	6-2-8	1.0-1	0.0-0	0	0-0
Army	5-3-8	0.0-0	0.0-0	0	0-0
UTSA	3-1-4	0.0-0	0.0-0	0	0-0
Marshall	3-7-10	0.0-0	0.0-0	0	0-0
Central Michigan	3-5-8	0.0-0	0.0-0	0	0-0
Totals	62-49-111	7.0-23	1.5-10	0	0-1

HOLT'S CAREER HIGHS

Tackles	12, twice
Tackles for Loss	2.0, twice
Sacks	1.0 at Middle Tennessee, 9/13/14

11-tackles outings versus UAB and FAU.

Before WKU: Holt tackled on 61 tackles for the City College of San Francisco and coach George Rush including 32 solo tackles, the second-highest mark on the squad. He added 7.5 tackles for loss with 1.5 sacks as well as a forced fumble and an interception. Holt was rated as the No. 11 inside linebacker prospect among all junior college players by 247Sports.com.

HS/Misc.: Holt played quarterback and linebacker at Seattle Prep for coach D.R. Clawson and was the Co-Defensive MVP of the Metro League Mountain Division in 2010, as well as first-team All-Metro as quarterback and linebacker. He was also named first-team 3A All-State by the *Associated Press* and is the son of current WKU defensive coordinator Nick Holt.



99

Ty/Ron Horton
6-3, 260, Fr.
Defensive Line
DuPont Manual HS
Louisville, Ky.

HS/Misc.: Horton prepped at Louisville's DuPont Manual High School for coach Oliver Lucas,

earned *Louisville Courier-Journal* All-State Second Team Associated Press All-State honorable mention honors during his senior campaign. He tallied 62 tackles (49 solo) on the season and a team-high 13 tackles for loss, eight of which were also a team-high in sacks. Horton also had one PBU, forced and recovered one fumble. Horton was a participant in the Best of the Bluegrass All-Star game and is rated the No. 20 prospect in the state by 247sports.com



68

Parker Howell
6-4, 275, Fr.
Offensive Line
Christ Presbyterian Aca.
Nashville, Tenn.

HS/Misc.: Howell was a two-way player, both at offensive tackle and defensive end, for CPA in

Nashville under coach Ingle Martin. Howell helped lead CPA in the trenches to a perfect 15-0 record and the TSSAA Class 3A Championship and was named the TSSAA Class AA Mr. Football Lineman of the Year. He registered 74 knockdown blocks and added 22 tackles with four tackles for loss and three sacks on defense. Behind his line, CPA rushed for 3,139 yards on the season with 48 touchdowns, and Howell kept a clean pocket, allowing for quarterbacks to throw for 2,036 yards, 32 touchdowns to just four interceptions, scoring 41.5 points per game. Howell was rated a three-star prospect by 247Sports.com and the No. 38 prospect overall in the state.



30

Prince Charles Iworah
5-11, 190, r-Sr.
Defensive Back
Father Ryan HS
Nashville, Tenn.

2014 (r-Jr.): Iworah started every game of the 2014 season at cornerback for the Hilltoppers.

He tied for second on the team with five pass break-ups posted 37 tackles, 2.5 tackles for loss, one interception (at Illinois) and forced one fumble (UAB). He tallied a career-high seven tackles at LA Tech and put together a string of at least two tackles in the first six games of the campaign. Iworah's interception at Illinois was returned for 20 yards and he had a pair of pass breakups at Middle Tennessee.

2013 (r-So.): Iworah saw action in ten games in 2013 and finished with ten tackles total, primarily as a reserve defensive back and cover man on special teams units. Iworah's top performance came at Tennessee when he tallied three tackles (two solo) and he finished with multiple tackles against Morgan State and at Georgia State.

2012 (r-Fr.): Iworah joined the team during the season and played against Kentucky, recording his first-career tackles, finishing the game with two.

HS/Misc.: Iworah was an All-State performer at the running back position during his senior season at Father Ryan High School in 2010. In his final campaign, he ran for 1,096 yards and 11 touchdowns on 182 carries, good enough for a 6.02 yards per carry average.

IWORAH'S CAREER GAME-BY-GAME

2013	U-A-T	TFL	Sack	INT	FF-FR
Kentucky	0-0-0	0.0-0	0.0-0	0	0-0
Tennessee	2-1-3	0.0-0	0.0-0	0	0-0
South Alabama	0-0-0	0.0-0	0.0-0	0	0-0
Morgan State	0-2-2	0.0-0	0.0-0	0	0-0
Navy	0-0-0	0.0-0	0.0-0	0	0-0
ULM	1-1-2	0.0-0	0.0-0	0	0-0
ULL	0-0-0	0.0-0	0.0-0	0	0-0
Troy	0-1-1	0.0-0	0.0-0	0	0-0
Georgia State	0-2-2	0.0-0	0.0-0	0	0-0
Army	0-0-0	0.0-0	0.0-0	0	0-0
Texas State	0-0-0	0.0-0	0.0-0	0	0-0
Arkansas State	0-0-0	0.0-0	0.0-0	0	0-0
Totals	3-7-10	0.0-0	0.0-0	0	0-0

2014	U-A-T	TFL	Sack	INT	FF-FR
Bowling Green	3-0-3	0.0-0	0.0-0	0	0-0
Illinois	0-2-2	0.0-0	0.0-0	1-20	0-0
Middle Tennessee	3-0-3	0.0-0	0.0-0	0	0-0
Navy	2-1-3	1.0-3	0.0-0	0	0-0
UAB	4-1-5	0.0-0	0.0-0	0	1-0
FAU	2-0-2	0.0-0	0.0-0	0	0-0
Old Dominion	1-0-1	0.0-0	0.0-0	0	0-0
LA Tech	4-3-7	0.5-1	0.0-0	0	0-0
UTEP	2-0-2	0.0-0	0.0-0	0	0-0
Army	1-0-1	0.0-0	0.0-0	0	0-0
UTSA	3-1-4	1.0-5	0.0-0	0	0-0
Marshall	1-0-1	0.0-0	0.0-0	0	0-0
Central Michigan	0-3-3	0.0-0	0.0-0	0	0-0
Totals	26-11-37	2.5-9	0.0-0	1-20	1-0

CAREER TOTALS 29-18-47 2.5-9 0.0-0 1-20 1-0

IWORAH'S CAREER HIGHS

Tackles	7 at LA Tech, 11/1/14
Interceptions	1 at Illinois, 9/6/14
Pass Breakups	2 at Middle Tennessee, 9/13/14
Tackles for Loss	1, twice

4

Joel Iyiegbuniwe
6-2, 220, r-Fr.
Linebacker
South Warren HS
Bowling Green, Ky.

2014 (Fr.): Iyiegbuniwe played in the first three games of the season before an injury sidelined

him for the remainder of the year.

HS/Misc.: Iyiegbuniwe was the No. 12 prospect in the Bluegrass by 247Sports.com and came to WKU from South Warren High School under the coaching of Mark Nelson. He tallied 23 tackles, one interception and scored six touchdowns in four games in an injury-shortened 2013 senior season. Iyiegbuniwe was a two-star prospect by Scout.com, Rivals.com and 247Sports.com.



18

AJ Jackson
5-11, 170, Fr.
Defensive Back
Seneca HS
Louisville, Ky.

HS/Misc.: Aldwin "AJ" Jackson prepped at Seneca High where he played for coach Lavell Boyd.

Jackson was rated the No. 8 player in Kentucky by 247Sports.com, the No. 1 corner in the state and No. 13 corner in the Midwest region by Scout.com. Jackson earned *Courier-Journal* First Team All-State honors and *Associated Press* All-State honorable mention honors and participated in the Kentucky-Tennessee Border Bowl where he recovered one fumble and had an interception as well as the 2014 Best of the Bluegrass All-Star game. He combined for 13 interceptions over his junior (10) and senior (3) seasons and returned five for touchdowns.



11

Lucky Jackson
6-1, 185, Fr.
Wide Receiver
Lafayette HS
Lexington, Ky.

HS/Misc.: Dontavian "Lucky" Jackson prepped at Lafayette High School in Lexington for

coach Eric Shaw, helping the team to a 9-4 overall record and *Courier-Journal* All-State First Team and *Associated Press* All-State Second Team honors as a wide receiver. Jackson was also named the District 8 Player of the Year and participated in the Best of the Bluegrass All-Star game. During his senior season, Jackson tallied 49 receptions for 1,018 yards and 14 touchdowns. Jackson was rated the No. 20 prospect in Kentucky by 247Sports.com and was named to the *Lexington Herald-Leader's* Class of the Commonwealth team.



16

Quin Jernighan
6-3, 210, Fr.
Wide Receiver
LaVergne HS
LaVergne, Tenn.

HS/Misc.: Jernighan prepped at LaVergne High School where he played for coach Stanton

Stevens, tallying 25 receptions, 424 yards and five touchdown receptions, all team highs, to go along with 192 kick return yards and a 96 yard kick return touchdown. Jernighan was named a *Daily News Journal* All-Area second team member. He was a three-star signee by Rivals.com, ESPN, and 247Sports.com and was rated as the No. 20 player in Tennessee and No. 82 wide receiver nationally by 247Sports.com.



19

Jason Johnson
6-0, 195, Fr.
Defensive Back
Pahokee HS
Pahokee, Fla.

HS/Misc.: Johnson was a two-way star at wide receiver and safety for Pahokee High and

coach Darren Hill. His productive senior season earned him an invitation to the Florida-Georgia All-Star game. Johnson was rated No. 21 on the ESPN West Palm Top 63 ranking. Johnson picked up Defensive MVP honors in the Florida-Georgia game and was voted a 2014 *Sun Sentinel* First Team All-County member and 2014 Palm Beach County All-Star. Johnson was rated the No. 186 athlete in the nation by 247Sports.com.



29

Leverick Johnson
6-1, 185, So.
Defensive Back
Northwestern HS
Miami, Fla.

2014 (Fr.): Johnson appeared in 11 of 13 games in 2014 as a special teams ace and reserve

safety/nickelback, tallying 20 tackles (15 solo) with one tackle for loss and one pass breakup. He recorded his first career tackle for loss at LA Tech and racked up a career-high four tackles vs. UAB.

HS/Misc.: Johnson led Miami Northwestern to a 9-3 season in 2012, leading a secondary that did its part in allowing only 12 points per game on the year. Johnson was mentioned in a listing of the top cornerbacks in the state of Florida by 247Sports.com following a senior season in which he recorded 50 total tackles, with five interceptions and 12 pass break-ups.



18

Shaquille Johnson
6-4, 235, Jr.
Tight End
Columbia HS
Lake City, Fla.

2014 (So.): Johnson played primarily on the special teams kick coverage unit in 12 of 13

games in 2014 and flipped between tight end and linebacker over the course of the year. Johnson posted 15 tackles (13 solo) on the year, primarily on kick coverage and had at least one tackle in 12 of 13 games, including a career-high three at Middle Tennessee.

2013 (Fr.): Johnson saw action in all 12 games, primarily as a back-up wide receiver and special teams contributor. He returned two kicks at South Alabama for nine yards when the Jaguars pooch kicked the ball to begin the drive.

HS/Misc: Johnson caught 15 passes for 215 yards in his senior season with Columbia High School in Lake City, Fla., leading the Tigers to an 11-2 season in 2012. Johnson averaged nearly 20 yards per reception in his senior season for an offense that averaged 37 points per game and scored over 50 points on five different occasions. Johnson's Columbia squad put together winning records in 2010, 2011 and 2012, winning 27 games during that three-year span, which included a berth in the third round of the Florida state playoffs in 2012. Johnson was named to the *Orlando Sentinel's* Super60 list prior to the 2012 season, joining 60 of Florida's top prospects. Johnson was selected to take part in the War of the Border All-Star Game in January for the Florida squad. An athletic tight end, he also starred on the hardwood and on the track, setting the school record in the 200-meter with a time of 21.6 seconds.



91

Trae Jones
6-1, 280, r-So.
Defensive Line
Chattahoochee County HS
Cusseta, Ga.

2014 (r-Fr.): Jones appeared in five games in the 2014 season. He tallied a pair of tackles in his

debut at FAU. Jones posted one tackle in a win over UTSA.

2013 (Fr.): Jones redshirted during his first season on The Hill.

HS/Misc.: Jones prepped at Chattahoochee County HS for coach Josh Kemp, earning 2012 *Ledger-Enquirer* All-Bi-City football team honorable mention honors. He was also named to the AA Region 5 second team by MaxPreps.com. Jones tallied 81 tackles (41 solo), 13 tackles for loss and three sacks as a senior.



76

Forrest Lamp
6-4, 300, r-Jr.
Offensive Line
Venice HS
Venice, Fla.

2014 All-Conference USA Honorable Mention
Lombardi Award Watch List

2014 (r-So.): Lamp graded out as WKU's best lineman in 2014 and started all 13 games at left tackle during his All-Conference USA season. Lamp has started every game in his Hilltopper career (25 games) and has been WKU's starting left tackle in 22 consecutive games. His protection enabled WKU to set 49 team records in 2014, and he has been a part of the school's single-season total passing offense records in each of the past two seasons.

2013 (r-Fr.): Lamp, a 2013 All-Sun Belt Honorable Mention team member, was a starter from day one of his redshirt season, starting all 12 games for the Hilltoppers. Lamp began the year as the team's primary right guard but shifted to left tackle for the final nine games of the season. He was one of three redshirt freshman to start on the offensive line in the final three games of the season, contributing to a returning bunch in 2014 was plenty of experience under their belts.

2012 (Fr.): Lamp redshirted in his first season on The Hill.

HS/Misc.: Lamp was rated as a two-star recruit by both Rivals.com and Scout.com. He was named a member of the South Team in the FACA North-South All-Star Game in 2011. Lamp helped lead Venice High School to a 17-6 mark in his final two seasons with the Indians, playing both ways, serving on the offensive and the defensive line in his senior season. He was honored as a First-Team All-State performer and First-Team All-Area following his senior campaign.



53

Julian Leslie
6-3, 255, r-Jr.
Defensive Line
Coral Reef HS
Miami, Fla.

2014 (r-So.): Leslie made his collegiate debut against UAB on October 4. He also saw action

versus Old Dominion in 2014.

2013 (r-Fr.): Leslie did not see any action during the season.

2012 (Fr.): Leslie redshirted in his first season on The Hill while earning Defensive Scout Team Player of the Year award from the WKU coaching staff.

HS/Misc.: Leslie was rated as a two-star recruit by both Rivals.



com and Scout.com. He was a member of the Nike South Florida All-Star Team in 2011. He racked up 71 total tackles in his junior season in 2010, including a pair of interceptions and four pass breakups from his defensive end position. Leslie played both ways for Coral Reef High School, lining up at tight end on offense.



31

Brandon Leston
6-3, 205, r-Jr.
Defensive Back
Clearwater HS
Clearwater, Fla.

2014 (r-So.): Leston emerged as the Hilltopper's starting free safety halfway through the

season, starting seven of the last eight games, after coming to The Hill as a walk-on. He finished the season third on the team with 63 tackles (41 solo) and a team-high four interceptions. Leston's breakout moment came in a win over No. 19 Marshall when he picked off Marshall QB Rakeem Cato three times in the first half, tying an FBS single-game high at WKU and the second-most in program history. Leston was named CFPA National Defensive Player of the Week after that game. He was also the only player on the Hilltopper defense to tally a statistic in at least seven categories, tackles, TFL, sacks, interceptions, pass breakups, hurries and fumble recoveries.

2013 (r-Fr.): Leston sat out this season due to NCAA transfer rules.

Before WKU: Leston attended Division II Presbyterian College, tallying 44 tackles (28 solo) and 1.5 tackles for loss as a true freshman. He also recovered one fumble at Georgia Tech and returned it 91 yards.

HS/Misc.: Leston was a linebacker and wide receiver at Clearwater HS in Clearwater, Fla. He played in the Pinellas County All-Star game and was a Second-Team All-Conference Receiver.



96

Julien Lewis
6-3, 300, r-Fr.
Defensive Line
Bob Jones HS
Madison, Ala.

2014 (r-Fr.): Lewis redshirted his first season on The Hill

HS/Misc.: Julien Lewis came to The Hill after helping Bob Jones High School and coach Kevin Rose to an Alabama 6A state playoffs quarterfinals appearance. Lewis was named an Alabama Sportswriters Association Honorable Mention All-State performer and a first-team All-Tennessee Valley performer as he tallied 69 tackles, including 20 for loss and seven sacks. Lewis also forced five fumbles. Lewis was a two-star prospect by Scout.com and Rivals.com.

LESTON'S CAREER GAME-BY-GAME

2014	U-A-T	TFL	Sack	INT	FF-FR
Bowling Green	2-0-2	0.0-0	0.0-0	0	0-0
Illinois	1-0-1	0.0-0	0.0-0	0	0-0
Middle Tennessee	2-0-2	0.0-0	0.0-0	0	0-0
Navy	3-0-3	1.0-9	1.0-9	0	0-0
UAB	4-1-5	1.0-5	0.0-0	0	0-0
FAU	4-5-9	1.0-2	0.0-0	0	0-0
Old Dominion	3-0-3	0.0-0	0.0-0	0	0-1
LA Tech	1-2-3	0.0-0	0.0-0	0	0-0
UTEP	3-1-4	0.0-0	0.0-0	0	0-0
Army	7-1-8	0.0-0	0.0-0	0	0-0
UTSA	6-3-9	0.0-0	0.0-0	1-0	0-0
Marshall	5-3-8	0.0-0	0.0-0	3-29	0-0
Central Michigan	0-6-6	0.0-0	0.0-0	0	0-0
Totals	41-22-63	3.0-16	1.0-9	4-29	0-1

LESTON'S CAREER HIGHS

Tackles	9 at FAU, 10/18/14
Interceptions	3 at Marshall, 11/28/14
Pass Breakups	3 at Marshall, 11/28/14
Tackles for Loss	1, three times



65

Scott Liebert
6-3, 280, r-Fr.
Offensive Line
Trinity HS
Louisville, Ky.

2014 (Fr.): Liebert redshirted his first season on The Hill

HS/Misc.: Scott Liebert prepped at Trinity High School in Louisville, anchoring an offensive line for coach Bob Beatty. As a sophomore and junior, Liebert helped lead the Shamrocks to a pair of state titles including a national championship in 2011. He played both guard and tackle while in high school.

**79**

Joe Manley
6-6, 315, r-Jr.
Offensive Line
Bowling Green HS
Bowling Green, Ky.

2014 (r-So.): Manley joined the team during fall camp and was declared immediately eligible

prior to the Middle Tennessee game. He saw action at the right guard spot, rotating with Darrell Williams, in the final 11 games of the season.

Before WKU: Manley signed with Louisville out of high school and following a redshirt year in 2012, he saw time in nine games as a redshirt freshman, primarily on special teams, in 2013.

HS/Misc.: Manley played for Kevin Wallace at Bowling Green High School and ranked as a three-star prospect by Rivals.com and two-star recruit by Scout.com. He was ranked as the seventh-best prospect in Kentucky by Rivals.com and was invited to attend the Army All-American combine in Texas. Manley earned All-State First Team honors from the *Associated Press* and was selected to the Best of the Bluegrass All-Star game.

**89**

Desmond Maxwell
6-3, 240, r-Jr.
Tight End
Pleasure Ridge Park
Louisville, Ky.

2014 (r-So.): Maxwell sat out after transferring from NAIA Georgetown College.

Before WKU: Maxwell originally attended Georgetown College where he converted to tight end after a high school career of playing linebacker.

HS/Misc.: Maxwell prepped at Pleasure Ridge Park HS in Louisville where he was a three-year starter for the Panthers. He played tight end, linebacker, defensive line and some offensive line. Maxwell was named All-District at two positions, was an honorable mention All-State linebacker and played in the "Best of the Bluegrass" All-Star game.

**6**

T.J. McCollum
6-3, 230, r-So.
Linebacker
UAB/Clay-Chalkville HS
Birmingham, Ala.

Before WKU: McCollum transferred to WKU from UAB where he appeared in 10 games

in 2014 with seven tackles (six solo) after being redshirted in 2013. McCollum tallied a career-high three tackles in a win over Alabama A&M and also registered stops against Troy, Mississippi State, North Texas and Louisiana Tech in his lone season of action for the Blazers. He was a three-star prospect coming out of Clay-Chalkville High School according to Rivals.com. McCollum played wide receiver in early in his prep career before switching to defensive back as an upperclassman. He recorded 101 tackles and intercepted five passes during his two seasons on defense while leading his team to an AHSAA 6A semifinal berth as a senior.

**27**

Martavius Mims
6-1, 200, r-Fr.
Defensive Back
Muscle Shoals HS
Muscle Shoals, Ala.

2014 (Fr.): Mims redshirted his first season on The Hill

HS/Misc.: Mims joined the WKU program from Muscle Shoals High School, the Alabama 5A state runner-up, under coach Scott Basden. Mims was an Alabama Sportswriters Association Honorable Mention All-State performer and *Times Daily* first-team All-Area player as well as second-team All-Tennessee Valley. In 2013, he tallied 49 tackles and five interceptions and also scored four touchdowns. Mims was the No. 65 prospect in Alabama by 247Sports.com and a two-star prospect by Scout.com, Rivals.com and 247Sports.com. He was also rated as the No. 167 defensive back in the nation by 247Sports.com.



3

Jontavious Morris
6-2, 305, Sr.
Defensive Line
UAB/Albany HS
Albany, Ga.

Before WKU: Morris heads to the Hill after three successful seasons at UAB, where he tallied 54

tackles in 35 games for the Blazers over his career. In 2014, he started 11 of 12 games and recorded 20 tackles, two tackles for loss, blocked a kick and returned a fumble 43 yards for a touchdown against North Texas. He was a primary piece of UAB's defensive tackle rotation during all three of his seasons in Birmingham, starting 19 of 35 games and playing in all but one possible game since 2012. The Albany, Ga. native attended Albany High School before his collegiate career, where he was named the Region I-AA Co-Defensive Player of the Year as a senior after posting 55 tackles, 17 tackles for loss, four sacks and four forced fumbles.

MORRIS' CAREER HIGHS

Tackles	5 vs. Alabama A&M, 9/13/14
Tackles for Loss	1.5 vs. Memphis, 11/17/12
Fumbles Recovered	1 at North Texas, 10/11/14



13

Nick Newton
6-4, 245, r-Sr.
Linebacker
Clearwater Central
Clearwater, Fla.

2014 (r-Jr.): Newton sat out this season due to NCAA transfer rules.

Before WKU: Newton spent the past three seasons at Presbyterian College and will have to sit out 2014 due to NCAA transfer rules. In 2013, he tallied 39 tackles (28 solo) and 1.5 tackles for loss. He redshirted in 2012 and played in 11 games in 2011, starting two. He finished 2011 with 16 tackles (13 solo) and forced two fumbles on the year.

HS/Misc.: Newton played for John Davis at Clearwater Central Catholic HS and earned team MVP honors all four years. Newton tallied All-State and All-County as a junior and All-County and Pinellas County All Stars as a senior.



13

Devin Nixon
6-0, 185, Fr.
Wide Receiver
Viera HS
Melbourne, Fla.

Before WKU: Nixon prepped at Viera High School for coach Kevin Mays, helping his team to

a 9-1 overall record in 2014 and picking up an invitation to the Central Florida All-Star game in the process. Nixon was a 2014 Central Florida All-Star and a 2014 FACA All-District first teamer. He was an All-Space Coast honorable mention selection and was rated as the No. 188 athlete in the nation by 247Sports.com.



69

Matt Nord
6-6, 310, r-Jr.
Offensive Line
DeSales HS
Louisville, Ky.

2014 (r-So.): Nord played primarily as a reserve tackle and protector on extra point and

filed goal units in 2014. He rotated behind former right tackle Cameron Clemmons on a limited basis.

2013 (r-Fr.): Nord saw action in the final four games, primarily as a reserve tackle and on the special teams units.

2012 (Fr.): Nord sat out as a redshirt in 2012.

HS/Misc: Nord was a first team All-Catholic Football team member out of DeSales High in 2011 as an offensive lineman as his team went 6-6 that year. Playing on both sides of the line, Nord also tallied 17 tackles and one interception as a senior. Following his senior season, Nord participated in the Battle of the bluegrass All-Star game as part of the Greater Louisville All-Stars team. He also added All-BlueGrassPreps.com honors as an offensive lineman and *Courier-Journal* Honorable Mention honors in 2011. Matt's uncle, Greg Nord, is the Hilltoppers' former running backs coach, now at Florida.



15

Nicholas Norris
5-9, 175, Jr.
Wide Receiver
Booker T. Washington HS
Miami, Fla.

2014 (So.): Norris tallied 371 yards on 22 receptions with a pair of touchdowns during

his sophomore campaign after appearing in all 13 games. His 16.9 yards per catch average was second among all wide receivers, trailing Taywan Taylor (17.0). Norris torched rival Middle Tennessee for a career-high 174 yards and a touchdown on six catches, including a 67-yard screen pass. He hauled in a nine-yard touchdown catch in a win over Navy. Norris averaged 30.7 yards per catch on third down, the third-best mark nationally.

2013 (Fr.): Norris saw action in 12 games, earning five starts. He finished the regular season with 33 receptions, 431 yards and four touchdowns. His four receiving touchdowns were second on the team this season. His best game of the season came against South Alabama where he had seven receptions for 95 yards and two touchdowns, becoming the first true Hilltopper wide receiver since 2009 to catch multiple touchdowns in a single game. At the time, it was just the fourth time any player had caught multiple touchdowns in a game since 2010 and fifth by season's end when McNeal did it against Army. His 458 all-purpose yards on the season was fourth on the team.

HS/Misc.: Norris helped guide Booker T. Washington High School in Miami, Fla., to a state championship in 2012, finishing the year 14-1 and reaching the state title game for the second-consecutive year. Norris did his part for the Tornado offense, catching 31 passes for 644 yards with nine receiving touchdowns. Norris, an all-around athlete, also made an impact on special teams, averaging over 42 yards per kickoff return in 2012. Norris led the high-powered offense in receiving yards in his senior season while finishing second on the team in receptions for an offense that averaged just less than 50 points per game, scoring 60 or more points on four different occasions. In his junior season of 2011, Norris caught 22 passes for 446 yards, scoring four touchdowns to help Booker T. Washington to another 13-1 season, losing its only game of 2011 in the state championship to Bolles High School. Norris was named Second-Team All-State as well as being tabbed as a 2012 Nike Dade vs. Broward All-Star. The athletic wide receiver also anchored the talented Booker T. Washington 400-meter relay on the track and field team.

NORRIS' CAREER HIGHS

Receptions	7 at South Alabama, 9/14/13
Receiving Yards	174 at Middle Tennessee, 9/13/14
Touchdowns	2 at South Alabama, 9/14/13

NORRIS' CAREER GAME-BY-GAME

2013	Rec.	Yds	TD	Lg.
Kentucky	2	28	0	19
Tennessee	1	6	1	6
South Alabama	7	95	2	29
Morgan State	4	42	0	17
Navy	0	0	0	0
ULM	2	21	0	21
ULL	3	69	0	27
Troy	4	32	0	16
Georgia State	1	36	0	36
Army	3	44	0	24
Texas State	2	19	0	14
ASU	4	39	1	23
Totals	33	431	4	36

2014	Rec.	Yds	TD	Lg.
Bowling Green	1	6	0	6
Illinois	1	11	0	11
Middle Tennessee	6	174	1	67
Navy	0	0	0	0
UAB	3	48	0	30
FAU	1	16	0	16
Old Dominion	1	1	0	1
LA Tech	1	19	0	19
UTEP	0	0	0	0
Army	2	18	1	9
UTSA	1	2	0	2
Marshall	2	43	0	42
Central Michigan	3	33	0	23
Totals	22	371	2	67

CAREER TOTALS

55 802 6 67



15

Joseph Occhipinti
6-3, 190, Jr.
Punter/Kicker
Hillsboro HS
Nashville, Tenn.

2014 (So.): Occhipinti saw his first season with full-time punting duties in 2014, averaging

37.1 yards per punt on 49 attempts for 1,817 yards. He had 15 punts fair caught and pinned 11 of his 49 punts inside the 20. He pinned UTEP at its own seven-yard line to stop the drive and hold on to the Hilltopper win. Occhipinti booted a pair of 50-yard punts in the season opener versus Bowling Green, including a career-long 55-yarder. He punted a career-high eight times for 297 yards at LA Tech.

2013 (Fr.): Occhipinti saw action in five games, both as a punter and kickoff specialist. Occhipinti averaged 59.1 yards on 19 kickoffs and 32.8 yards per punt on six punts with a long of 40. He put one of his six punts inside the 20, had one touchback and two fair caught.

HS/Misc: Occhipinti took care of the placekicking and punting duties while also kicking off for Hillsboro and finished his senior season making seven field goals while connecting



on 30-of-32 extra-points. Occhipinti finished second on the team with 51 points while booting 36 of his 47 kickoffs into the endzone for touchbacks. Occhipinti averaged nearly 40 yards per punt with a long of 67 yards, while pinning the opposition inside the 20 13 times. Occhipinti was named Kicker of the Year in District 11-AAA in the state of Tennessee and earned a spot on the All-Midstate Team by *The Tennessean*.

OCCHIPINTI'S CAREER HIGHS

Punts	8 at LA Tech, 11/1/14
Punt Yards	290 at LA Tech, 11/1/14
Long Punt	55 vs. Bowling Green, 8/29/14
Inside 20	2, twice



72

Derik Overstreet
6-2, 250, So.
Defensive Line
Paducah Tilghman HS
Paducah, Ky.

2014 Conference USA All-Freshman Team
Popeyes Bahamas Bowl Defensive Player of the Game

2014 (Fr.): Overstreet was the only true freshman to start for the Hilltoppers in 2014 on either side of the ball as he started the final seven games of the season. He finished the season with 31 tackles (21 solo), 3.5 tackles for loss and two sacks. He tallied at least four tackles in six of the nine games he appeared in, with multiple tackles in seven straight. He had a career-high five tackles (four solo stops,) in a win over UTEP and in the bowl game where he was named the Defensive Player of the Game with five tackles, 2.5 tackles for loss and a pair of sacks. Overstreet registered his first career tackle for loss in a win over UTSA. He broke up a pass and made four tackles vs. No. 19 Marshall. In his seven starts, WKU was 5-2.

HS/Misc.: Derik Overstreet prepped at Paducah Tilghman High School where he was coached by coach Randy Wyatt. Overstreet was an Associated Press first-team All-State performer as well as the Kentucky Football Coaches Association District Player of the Year. Overstreet also picked up first-team All-Western Kentucky Conference honors and was a 'Best of the Bluegrass' All-Star as well as a KY/TN Border Bowl All-Star. In 2013, Overstreet tallied 130 total tackles including 20 sacks, pushing his career totals to 287 tackles and 38 sacks. Scout.com, Rivals.com, and 247Sports.com rated him as a two-star prospect while 247Sports.com had him as the No. 16 prospect in the state of Kentucky.

OVERSTREET'S CAREER HIGHS

Tackles	5, twice
Tackles for Loss	2.5 vs. Central Michigan, 12/24/14
Sacks	2.0 vs. Central Michigan, 12/24/14

OVERSTREET'S CAREER GAME-BY-GAME

2014	U-A-T	TFL	Sack	INT	FF-FR
Middle Tennessee	0-0-0	0.0-0	0.0-0	0	0-0
FAU	2-2-4	0.0-0	0.0-0	0	0-0
Old Dominion	2-1-3	0.0-0	0.0-0	0	0-0
LA Tech	3-1-4	0.0-0	0.0-0	0	0-1
UTEP	4-1-5	0.0-0	0.0-0	0	0-0
Army	3-1-4	0.0-0	0.0-0	0	0-0
UTSA	2-0-2	1.0-8	0.0-0	0	0-0
Marshall	2-2-4	0.0-0	0.0-0	0	0-0
Central Michigan	3-2-5	2.5-14	2.0-13	0	0-0
Totals	21-10-31	3.5-22	2.0-13	0	0-1



51

Brandon Ray
6-2, 285, r-So.
Offensive Line
Bob Jones HS
Madison, Ala.

2014 FWAA Freshman All-American
2014 Conference USA All-Freshman Team

2014 (r-Fr.): In his first season on the Hill, Ray started every game at left guard as he became the school's second FWAA Freshman All-American. Ray was also named to the C-USA All-Freshman team and graded out as WKU's second-best lineman during the regular season. His athleticism and pulling ability generated big run plays down the stretch to help RB Leon Allen rush for 750 yards in a five-game win streak, including two performances of 230 yards or more, to end the season. He was a vital piece of Allen's Conference USA-record 345 yards versus Army, consistently used as the pulling guard.

2013 (Fr.): Ray redshirted his first season on The Hill.

HS/Misc.: Ray prepped at Bob Jones High School, going 9-4 in 2012, advancing to the second round of the Alabama state playoffs. Bob Jones averaged nearly 30 points per game in his senior season and over 35 points per game during his junior campaign of 2011. In his final two years, Ray led Bob Jones to a 19-6 record, including a perfect 11-0 mark at home. He was named a Class 6A All-State Honorable Mention performer in 2012 while also being named to the *Huntsville Times Elite* First Team after putting together 65 pancake blocks in 13 games. Ray was also named to the *Huntsville Times Elite* Second Team following his junior season in 2011.



11

Tanner Reeves
6-4, 240, r-Sr.
Defensive Line
George W. Jenkins HS
Lakeland, Fla.

2014 (r-Fr.): Reeves played in ten games and started three in his first season of action on The Hill.

He made his collegiate debut with a two-sack effort in a win over Bowling Green. Reeves ranked sixth on the team with five tackles for loss (27 lost yards) and he tallied 21 tackles (14 solo) on the season. His four sacks were second-most among defensive ends (Gavin Rocker, 5.5) and second-most among all players. Reeves posted at least one tackle in every game he played and multiple tackles in seven of 10 games. He forced one fumble in the bowl game against Central Michigan, the first of his career.

2013 (Fr.): Reeves redshirted his first year on The Hill.

HS/Misc: Reeves racked up 12 sacks and 61 total tackles in just 10 games in 2012, recovering a pair of fumbles and forcing a fumble in his senior season. He tallied eight sacks in the first three games of 2012, including five sacks in a game against Kathleen. Before switching to the defensive line, Reeves excelled as a linebacker, recording four sacks in 2011 to go along with 86 total tackles in 10 games. Reeves was named First-Team All-County and Honorable Mention All-State following his senior year.



73

Cullen Reynolds
6-5, 310, Fr.
Offensive Line
Madisonville HS
Madisonville, Ky.

HS/Misc.: Reynolds was a *Courier-Journal* and *Associated Press* First Team All-State season at

Madisonville-North Hopkins High School, where he prepped for coach Brock Shoulders. Reynolds helped lead the Maroons to a 10-3 record and a berth in the quarterfinals of the KHSAA 4A state playoffs. Behind his work up front, the Maroons had three running backs eclipse 850 rushing yards and ran for 3,658 yards and 50 touchdowns as a team. The Maroons also eclipsed the 3,000 rushing yard mark in Reynolds' junior season. Reynolds was also selected to play in the 2014 Best of the Bluegrass all-star game.



48

Kalvin Robinson
6-5, 250, Jr.
Defensive Line
Vestavia Hills HS
Birmingham, Ala.

2014 (So.): Robinson saw action in eight games on the season, tallying nine tackles (seven solo),

including a four-tackle showing at FAU. He added one tackle for loss, also at FAU, while picking up a QB hurry at Illinois.

2013 (Fr.): Robinson saw action in ten games, earning two starts against Louisiana-Lafayette and Troy. He finished the season with eight tackles, three tackles for loss and two sacks. Robinson recorded his first tackle for loss, a half-TFL against Morgan State and had solo TFLs against Troy and Georgia State. Robinson added another half-TFL against Texas State while his solo TFLs were also sacks.

HS/Misc: Robinson led Vestavia Hills High School in Alabama to a 10-3 season in 2012, aiding a defensive unit that allowed an average of just 16 points per game, including holding five of its opponents to single-digit scoring outputs. The 6-5, 225-pound defensive lineman recorded eight sacks in 2012 to go along with 43 tackles along the defensive front for Vestavia Hills. Robinson's performance earned him a spot on the *Birmingham News* All-Hoover South Football Team following his senior season. Prior to the 2012 campaign, Robinson was named to the MaxPreps Preseason All-State Team for the state of Alabama after leading Vestavia Hills to a 7-5 record in his junior season. The athlete also used his talents on the track, helping out the Vestavia Hills track and field squad during his high school career.



88

Gavin Rocker
6-2, 255, r-Sr.
Defensive Line
Sandy Creek HS
Tyrene, Ga.

2014 (r-Jr.): Rocker started all 13 games for the Hilltoppers during his junior campaign and

was the only defensive lineman to start every game. He tied for the team lead with tackle Bryan Shorter with 5.5 sacks and was second on the team in tackles for loss with 7.5, also tied with Shorter. He finished the year with 45 tackles, while his 27 solo tackles were the most among defensive linemen. Rocker broke up one pass at FAU and forced a fumble on Senior Day against UTSA. Rocker closed the season on a hot-streak, tallying five tackles for loss and four sacks in the final three games while tacking on a season-high six tackles in the bowl game, a mark he hit two other times on the season (UAB, FAU).

2013 (r-So.): Rocker saw action in all 12 games, earning 10 starts, and recorded 37 tackles, 5.5 tackles for loss and two sacks on the season. Rocker had a season-high seven tackles



at South Alabama while he racked up five solo tackles against Arkansas State in the season finale. He recorded at least one tackle in the final 11 games of the season and had multiple tackle performances in eight of the season's 12 games. Rocker notched sacks in the ULL and Georgia State games and had tackles for loss against South Alabama, ULL, Troy, Georgia State and a pair against Arkansas State.

ROCKER'S CAREER GAME-BY-GAME

2012	U-A-T	TFL	Sack	INT	FF-FR
Austin Peay	3-0-3	2.0-11	1.0-10	0	0-1
Alabama	1-1-2	1.0-4	1.0-4	0	0-0
Kentucky	2-0-2	0	0	0	0-0
Southern Miss	0-0-0	0	0	0	0-0
ASU	0-0-0	0	0	0	0-0
Troy	0-0-0	0	0	0	0-0
ULM	1-1-2	1.0-7	1.0-7	0	0-0
FIU	0-0-0	0	0	0	0-0
MT	0-0-0	0	0	0	0-0
FAU	1-1-2	0	0	0	0-0
North Texas	0-0-0	0	0	0	0-0
Central Michigan	1-2-3	0	0	0	0-0
Totals	9-5-14	4.0-22	3.0-21	0	0-1

2013	U-A-T	TFL	Sack	INT	FF-FR
Kentucky	0-0-0	0	0	0	0-0
Tennessee	0-1-1	0	0	0	0-0
South Alabama	0-7-7	0.5-0	0	0	0-0
Morgan State	2-0-2	0	0	0	0-0
Navy	2-1-3	0	0	0	0-0
ULM	1-0-1	0	0	0	0-0
ULL	3-2-5	1.5-6	1.0-6	0	0-0
Troy	2-2-4	0.5-1	0	0	0-0
Georgia State	1-0-1	1.0-5	1.0-5	0	0-0
Army	2-3-5	0	0	0	0-0
Texas State	0-3-3	0	0	0	0-0
ASU	5-0-5	2.0-3	0	0	0-0
Totals	18-19-37	5.5-15	2.0-11	0	0-0

2014	U-A-T	TFL	Sack	INT	FF-FR
Bowling Green	0-0-0	0.0-0	0.0-0	0	0-0
Illinois	1-1-2	0.0-0	0.0-0	0	0-0
Middle Tennessee	1-1-2	0.0-0	0.0-0	0	0-0
Navy	3-0-3	1.0-4	0.0-0	0	0-0
UAB	4-2-6	1.0-7	1.0-7	0	0-0
FAU	2-4-6	0.0-0	0.0-0	0	0-0
Old Dominion	1-1-2	0.5-3	0.5-3	0	0-0
LA Tech	3-0-3	0.0-0	0.0-0	0	0-0
UTEP	2-2-4	0.0-0	0.0-0	0	0-0
Army	3-1-4	0.0-0	0.0-0	0	0-0
UTSA	3-1-4	2.5-15	2.0-14	0	1-1
Marshall	2-1-3	1.0-6	1.0-6	0	0-0
Central Michigan	2-4-6	1.5-4	1.0-4	0	0-0
Totals	27-18-45	7.5-39	5.5-34	0	1-1

CAREER TOTALS 54-42-96 10.5-66 17-76 0 1-2

ROCKER'S CAREER HIGHS

Tackles	7 at South Alabama 9/14/13
Tackles For Loss	2.0, 2 times, last vs. ASU 11/30/13
Sacks	1.0, 5 times, last at GSU 11/2/13
Fumbles Recovered	1 vs. Austin Peay 9/1/12

2012 (r-Fr.): Rocker saw action in 13 games, earning the starting nod in three contests. He tallied three sacks on the season, a mark that ranked third among WKU defenders. His four tackles for loss ranked seventh on the team. Rocker was one of seven Hilltopper defensive linemen to record double-digit tackles on the season, finishing with 14. He totaled five multi-tackle performances. Rocker debuted in impressive fashion against Austin Peay on Sept. 1, notching his first-career sack in his first-career start. He finished the game with career-high three solo tackles, two for loss, and a recovered fumble. He recorded the second sack of his career at top-ranked Alabama on Sept. 8. Rocker posted two solo tackles in a win at Kentucky on Sept. 15 and picked up his third sack of the year against ULM on Oct. 20. The sack went for a seven-yard loss.

2011 (Fr.): Rocker redshirted in his first season on The Hill.

HS/Misc: Rocker accumulated over 120 tackles for his career at Sandy Creek High School while leading the Patriots to 29-consecutive victories and a pair of state championships. He compiled 68 tackles and 10 sacks from his defensive line position during his senior season. Rocker was an Honorable Mention All-State performer in 2010 and was named First-Team All-County and All-Region. Rocker was rated as a two-star recruit by Rivals.com.



20

Nathan Roush
6-2, 180, r-Fr.
Defensive Back
DeSales HS
Louisville, Ky.

2014 (Fr): Roush redshirted his first season on The Hill.

HS/Misc.: Roush prepped at DeSales High for coach Harold Davis where he starred at quarterback, running for 1,008 yards and 12 touchdowns in 2013. Through the air, Roush passed for 1,215 yards and 12 touchdowns. Roush also started at guard for the DeSales' basketball team, becoming just the eighth player in school history to join the 1,000 Point Club.



55

Evan Sayner
6-3, 285, r-Fr.
Defensive Line
McCracken County HS
Paducah, Ky.

2014 (Fr): Sayner appeared in the season opener against Bowling Green but sat out the

rest of the season due to injury. He was able to receive a medical hardship waiver for this season.

HS/Misc.: Evan Sayner joined WKU after a stellar career at McCracken County High School where he played for coach Orville Haskins. Sayner earned *Louisville Courier-Journal* second-team All-State honors and was a first-team All-Western Kentucky Conference honoree as well as a first-time All-District player. The Associated Press also named Sayner to its honorable mention All-State team. Scout.com rated Sayner as the No. 11 prospect in Kentucky and a two-star prospect while 247Sports.com and Rivals.com each had him as a two-star prospect.



71

R.J. Scaife
6-5, 275, Fr.
Offensive Line
Pasco HS
Dade City, Fla.

HS/Misc.: Originally a member of WKU's 2014 signing class, Scaife prepped at Pasco High

School under the direction of coach Tom McHugh. Scaife was a *Tampa Bay Times* third team All-State performer and was a first-time All-Sunshine Athletic Conference player. Scaife also picked up first-team All-Pasco County honors as well as the Times' first-team All-North Suncoast squad. Scaife was a two-star rated prospect by Rivals.com, Scout.com and 247Sports.com. Scaife helped the Pirates rush for nearly 180 yards per game while the total offense accounted for 43 touchdowns.



56

Garrett Schwettman
5-11, 175, Sr.
Kicker
Calloway County HS
Murray, Ky.

2014 All-Conference USA Honorable Mention

2014 (Jr.): Schwettman set the WKU single-season scoring record as a junior, tallying 118 points on 16-of-21 field goals and a school-record 70 PATs. Schwettman was second among C-USA kickers in scoring and No. 19 nationally with his 118 points. Schwettman tallied 17 points at Middle Tennessee, the most by a WKU kicker in the FBS era. His 16 field goals were third-most among league kickers in 2014 while his 76.2 percentage was fifth-best. He enters 2015 13 PATs away from tying Jeff Poisel (1996-99) for the career mark and 24 points away from tying Chris James' career scoring record of 298. Schwettman also had nine kickoffs for 431 yards (47.9 yard average) on the year.

2013 (So.): Schwettman was the Tops' primary kicker and was 13-for-16 (81.2-percent) including a perfect 5-5 inside of 30-yards. Schwettman connected on eight consecutive FG attempts, the third-longest streak in school history, before missing a 36-yarder against Navy. He was second on the team in scoring with 84 points and was 45-of-47 in extra point attempts.

2012 (Fr.): Schwettman connected on 10-of-13 field goal attempts and 42-of-43 extra points in 12 games played. He was a perfect 8-of-8 field goals inside of 30 yards and finished second on the team in points scored (72). He knocked in his first career-field goal in a one-point win over Kentucky on Sept. 15, connecting from 23 yards out. He recorded his first multi-field goal game of his career in a conference-opening road win at Arkansas State on Sept. 29, hitting 22 and 26-yarders.

HS/Misc: Schwettman was a four-year starter at Calloway County High School. He scored 182 career points, connecting on 12-of-20 career field goals and 144-of-153 PATs. Schwettman was perfect during his senior season, converting 39-of-39 PATs and all six of his field-goal attempts, including three over 40 yards. He earned All-State honors from both the *Louisville Courier-Journal* and the *Associated Press* while earning All-Conference honors twice.

SCHWETTMAN'S CAREER HIGHS

Points Scored	17 at Middle Tennessee, 9/13/14
FG Made	4, twice
FG Attempted	5, twice
Long FG	44 at South Alabama 9/14/13
PAT Made	9 vs. Old Dominion, 10/25/14



22

Devin Scott
6-4, 250, r-Sr.
Tight End
Warren Central HS
Indianapolis, Ind.

2014 (r-Jr.): Scott appeared in 12 games in 2014, primarily on special teams kick cover units.

He saw tight end snaps in relief versus Army and UTSA. Scott compiled two tackles on special teams in 2014..

2013 (r-So.): Scott saw action in 10 games, primarily on special teams and kick cover units.

2012 (r-Fr.): Scott participated in the season opener against Austin Peay on Sept. 1.

2011 (Fr.): Scott redshirted in his first season on The Hill.

HS/ Misc: Scott finished his senior season with 33 pancake blocks added with six receptions and one touchdown on offense. Scott was named Honorable Mention All-Conference and earned the team's Tough Man Award, Strength Award and Pancake Award. He was rated as a two-star recruit by both Rivals.com and Scout.com.



94

Bryan Shorter
6-2, 280, r-Sr.
Defensive Line
Central HS
Phenix City, Ala.

2014 (r-Jr.): Shorter was second on the defensive line with 44 tackles, and tied for first on the

team with 5.5 sacks on the season. He posted at least one tackle for loss in eight of 13 games and tied for third on the team with 7.5 tackles for loss, a lost yardage total of 51—the highest of any Hilltopper. Shorter recorded sacks in four of his first five games of the season; adding an 11-yarder vs No. 19 Marshall. He made at least two tackles in 12 of 13 games, including a pair of career-best six-tackle performances against FAU and Army.

2013 (r-So.): Shorter started the first six games of the season and recorded 18 tackles. He had tallied a tackle in all six games with multiple tackle showings in the final five games. Shorter tallied a season-best four tackles against South Alabama, Morgan State and ULM and had three tackles at Tennessee.

2012 (r-Fr.): Shorter saw action in 10 games, racking up five solo tackles and a sack on the season. He came off the bench to post one solo tackle and a quarterback hit in his Hilltopper debut, aiding WKU in a season-opening win over Austin Peay on Sept. 1. He recorded his first-career sack, which resulted in a five-yard loss, against Southern Miss on Sept. 22. He earned his first-career start at Louisiana-Lafayette on Nov. 17.

2011 (Fr.): Shorter redshirted in his first season on The Hill.

HS/Misc: Shorter tallied 49 tackles during his senior season along the defensive line, posting five sacks and one interception for Central-Phenix High School. He was named a team captain in his final season and was rated as a two-star recruit by Rivals.com.

SHORTER'S CAREER GAME-BY-GAME

2012	U-A-T	TFL	Sack	INT	FF-FR
Austin Peay	1-0-1	0-0-0	0-0-0	0	0-0
Alabama	0-0-0	0-0-0	0-0-0	0	0-0
Kentucky	0-0-0	0-0-0	0-0-0	0	0-0
Southern Miss	1-0-1	1.0-5	1.0-5	0	0-0
ASU	0-0-0	0-0-0	0-0-0	0	0-0
Troy	0-0-0	0-0-0	0-0-0	0	0-0
ULM	0-0-0	0-0-0	0-0-0	0	0-0
FIU	1-0-1	0-0-0	0-0-0	0	0-0
FAU	2-0-2	0-0-0	0-0-0	0	0-0
ULL	0-0-0	0-0-0	0-0-0	0	0-0
Totals	5-0-5	1.0-5	1.0-5	0	0-0

2013	U-A-T	TFL	Sack	INT	FF-FR
Kentucky	0-1-1	0-0-0	0-0-0	0	0-0
Tennessee	1-2-3	0-0-0	0-0-0	0	0-0
South Alabama	0-4-4	0-0-0	0-0-0	0	0-0
Morgan State	1-3-4	0-0-0	0-0-0	0	0-0
Navy	2-0-2	0-0-0	0-0-0	0	0-0
ULM	2-2-4	0-0-0	0-0-0	0	0-0
Totals	6-12-18	0-0-0	0-0-0	0	0-0

2014	U-A-T	TFL	Sack	INT	FF-FR
Bowling Green	2-1-3	1.0-9	1.0-9	0	0-0
Illinois	3-2-5	1.0-11	1.0-11	0	0-0
Middle Tennessee	1-1-2	1.0-1	0-0-0	0	0-0
Navy	2-0-2	1.0-8	1.0-8	0	0-0
UAB	3-2-5	1.0-7	1.0-7	0	0-0
FAU	2-4-6	0-0-0	0-0-0	0	0-0
Old Dominion	1-2-3	0-5-3	0-5-3	0	0-0
LA Tech	2-1-3	0-0-0	0-0-0	0	1-0
UTEP	1-1-2	0-0-0	0-0-0	0	0-0
Army	4-2-6	1.0-1	0-0-0	0	0-0
UTSA	1-0-1	0-0-0	0-0-0	0	0-0
Marshall	2-1-3	1.0-11	1.0-11	0	0-0
Central Michigan	2-1-3	0-0-0	0-0-0	0	0-0
Totals	26-18-44	7.5-51	5.5-49	0	1-0

CAREER TOTALS 37-30-67 8.5-56 6.5-54 - 1-0

SHORTER'S CAREER HIGHS

Tackles	6, twice
Tackles For Loss	1.0, eight times
Sacks	1.0, six times



23

De'Andre Simmons
5-11, 185, r-So.
Defensive Back
Royal Palm Beach HS
Royal Palm Beach, Fla.

2014 (r-Fr.): Simmons appeared in six games this season as a reserve cornerback and on

special teams. He had one tackle again Old Dominion.

2013 (Fr.): Simmons redshirted his first season on The Hill.

HS/Misc.: Simmons was named to the Palm Beach All-Star squad following his 2012 senior season at Royal Palm Beach High School in Florida, leading the team to a 5-4 season. Simmons led a defensive charge that allowed just 15 points per game on average in 2012, while holding four of its nine opponents to single-digit scoring outputs. The 5-11, 180-pound defensive back was named Second Team All-Area for large schools by the Palm Beach Post following his senior campaign, while also earning Palm Beach County FACA District 20 All-Star honors. During his junior season of 2011, Simmons and Royal Palm Beach went 7-4, which included starting the season 7-1, averaging more than a 25-point margin of victory in those seven wins. The overall athlete also made an impact for the Royal Palm Beach track and field squad during his time in high school.



75

Jimmie Sims
6-5, 290, r-So.
Offensive Line
McDonogh 35
New Orleans, La.

2014 (r-Fr.): Sims appeared in nine games during his first season of action. He acted

primarily as a protector on field goal and extra-point units. Sims converted from offensive line to defensive line, adding depth to the interior line, during the latter stages of the season.

2013 (Fr.): Sims redshirted his first season on The Hill.

HS/Misc.: Sims helped McDonogh 35 Senior High School in Louisiana to back-to-back eight-win seasons in 2011 and 2012, anchoring an offensive front that helped the Roneagles reach the state semifinals in 2012. Despite sitting at 4-5 late in the 2012 season, Sims and McDonogh 35 put together four consecutive wins to reach the semifinals, before ultimately falling to Neville High School. Sims took part in the 2013 Lake Pontchartrain All-Star Football Classic, while also earning a mention as one of the top offensive linemen in the state of Louisiana in the 2013 class by the *Louisiana Football Magazine*.



40

Isaac Tanner
6-0, 225, So.
Linebacker
Freedom HS
Tampa, Fla.

2014 (Fr.): Tanner played in 10 games as a true freshman, primarily serving on special

teams kick coverage unit.

HS/Misc.: Linebacker Isaac Tanner registered 263 total tackles in his final three years at Freedom High School in Tampa, Fla., including a career-high 133 total tackles as a sophomore in 2010. He finished his career with 15.5 career sacks, with 7.0 sacks during his junior season of 2011. During his breakout 2010 season, Tanner notched double-digit tackling outputs in seven of the team's 10 games, including 20 total tackles in the season finale. The sophomore linebacker averaged over 13 tackles per game that season, forcing a pair of fumbles and recovering two fumbles as well. In his final season at Freedom High School, Tanner finished with 55 total tackles, including 4.5 sacks in 10 games in his senior campaign, earning team MVP honors, along with being named first team all-conference. Tanner also earned a spot on the East roster for the 2012 Hillsborough County All-Star Game, recovering a fumble.



2

Taywan Taylor
6-1, 195, Jr.
Wide Receiver
Pleasure Ridge Park HS
Louisville, Ky.

2014 All-Conference USA Honorable Mention

2014 (So.): Taylor enjoyed a stellar sophomore campaign, starting in seven games and appearing in all 13. He finished second on the team with 767 yards and was third in touchdown receptions with seven. His 45 catches were fourth-most for the Hilltoppers and he led all primary pass catchers with a 17 yard per catch average, the best average among receivers with over 40 receptions in the league. Taylor had 50 yards in seven of 13 games to go along with a pair of 100-yard performances, including a career and team-high 185 yards on 12 catches in the season opener against Bowling Green. The 185 yards were also the sixth-most in a single game in program history. Taylor also led WKU with 13 receptions of 20 yards or more. Of his seven touchdowns, five went for 45 yards or longer including Brandon Doughty's season-long pass of 75 yards to Taylor on a one-play drive at Marshall. Taylor's seven touchdowns also tied for fifth-most in single-season program history.



2013 (Fr.): Taylor saw action in 11 games, earning seven starts on the season. Taylor caught 24 passes for 270 yards, second among freshmen wideouts and sixth on the team. He caught a season-high four passes against Kentucky, Navy and ULL and had a season-best 75 yards on three receptions at ULM, which was also a team-best for that contest. Taylor also went back to return punts, serving as the short coverage returner when team's elected to punt away from All-American Antonio Andrews, but he did not return a punt on the season.

HS/Misc.: Taylor led Pleasure Ridge Park High School to a 14-1 season in 2012, catching a team-best 52 passes for 1,169 yards, accounting for nearly 40 percent of the team's receiving yards in his senior season. Taylor and Pleasure Ridge Park advanced to the Class 6A state title game in 2012, losing its only game of the season in the championship. For the year, Taylor found the endzone a team-high 18 times with 14 touchdown receptions, two rushing touchdowns and one interception returned for a touchdown. Taylor also rushed for 72 yards on just 12 carries, averaging six yards per touch on the ground for an offense that averaged more than 44 points per game. Taylor got off to a hot start in his final season in 2012, going over 100 receiving yards in four of the first five games of the year with 10 touchdown receptions during that five-game span. The 6-1, 185-pound wide receiver was also a dynamic kick returner for the Panthers, earning All-District honors from the Greater Louisville Football Coaches Association while also being named Honorable Mention All-State by the *Louisville Courier-Journal* as a wide receiver in 2012.

TAYLOR'S CAREER GAME-BY-GAME

2013	Rec.	Yds	TD	Lg.
Kentucky	4	23	0	9
Tennessee	1	1	0	1
South Alabama	0	0	0	0
Morgan State	2	22	0	12
Navy	4	25	0	18
ULM	3	75	0	45
ULL	4	30	0	19
Troy	1	5	0	5
Georgia State	3	57	0	41
Army	0	0	0	0
Texas State	1	11	0	11
ASU	1	21	0	21
Totals	24	270	0	45

2014	Rec.	Yds	TD	Lg.
Bowling Green	12	185	1	55
Illinois	3	16	0	8
Middle Tennessee	2	4	0	3
Navy	6	78	0	44
UAB	3	44	1	17
FAU	4	78	1	50
Old Dominion	4	77	1	34
LA Tech	2	50	1	46
UTEP	1	12	0	12
Army	0	0	0	0
UTSA	3	73	1	47
Marshall	4	122	1	75
Central Michigan	1	28	0	28
Totals	45	767	7	75

CAREER TOTALS	69	1,037	7	75
----------------------	-----------	--------------	----------	-----------

TAYLOR'S CAREER HIGHS

Receptions	12 vs. Bowling Green, 8/29/14
Receiving Yards	185 vs. Bowling Green, 8/29/14
Long Reception	75 at Marshall, 11/28/14



98
Devante Terrell
6-0, 290, r-Jr.
Defensive Line
Lake Gibson HS
Lakeland, Fla.

2014 (r-So.): Terrell started in nine games and appeared in all 13 in 2014, tallying 27 tackles (19

solo). He recorded the first solo sack of his career for an eight-yard loss at Navy and recovered a fumble at Illinois to set up WKU's first score of the game. He tallied a career-high seven tackles (six solo) at Middle Tennessee and made at least one tackle in 10 of 12 games.

2013 (r-Fr.): Terrell saw action in all 12 games, earning eight starts. Terrell combined with Bryan Shorter as the team's primary starting defensive tackles for the majority of the season. Terrell turned in 33 total tackles, most of any defensive tackle and third to only Bar'ee Boyd and Gavin Rocker on the defensive line. Terrell also tallied a pair of tackles for loss, a half-sack and forced a fumble against Texas State. Terrell's TFL's came against ULM (0.5), Troy (0.5) and Texas State, a solo TFL. He had three or more tackles in six games and had a season and career-best five against South Alabama, ULM and Arkansas State.

2012 (Fr.): Terrell redshirted in his first season on The Hill.

HS/Misc: Terrell was rated as a three-star recruit by Rivals.com. He finished his senior season at Lake Gibson High School with six sacks as a defensive tackle to go along with 63 total tackles and 14 tackles for loss, helping the Braves to an 8-3 record. Terrell wrapped up his career with 192 tackles and 15 sacks. He was honored as a First-Team All-County and All-District performer in 2011 by the FACA and a Preseason Honorable Mention All-Area by the Bright House Sports Network.



5

Wonderful Terry
Defensive Back
5-10, 190, r-Sr.
Garden City C.C. (KS)
Fort Pierce, Fla.

2014 All-Conference USA Second Team

2014 (r-Jr.): Terry enjoyed a breakout junior campaign, exploding for big play after big play when the Tops needed it most. Terry tied for second nationally with three defensive touchdowns in 2014 (2 INT, 1 FR.), making him the first WKU player since consensus All-American Bobby Sippio in 2000 to have three defensive touchdowns in one season. His 90-yard pick-six against UTEP arguably won the game for the Hilltoppers, the first of their five-game winning streak, while his 43-yard pick-six at Navy helped stall Navy's potential game-winning drive and put the game away with 45 seconds remaining. Terry was also the defender who broke up Central Michigan's potential game-winning two-point conversion pass on the final play of the bowl game. He tallied a career-high nine tackles and a 95-yard strip-and-score at Illinois earning Conference USA Defensive Player of the Week honors. Terry recorded 133 interception return yards; third most in WKU single-season history. He played in 12 of 13 games as a key figure in defensive back rotation.

Before WKU: Terry tallied 29 tackles in 2013 at Garden City Community College for coach Matt Miller to go along with three interceptions, two of which he returned for touchdowns, and four pass breakups. Terry picked up 2013 honorable mention All-Jayhawk Conference honors and was a three-star recruit by 247Sports.com. Terry's 70-yard kick return for a score against Independence was the second-longest kick return of the year in the NJCAA Region VI.

HS/Misc.: Terry converted from wide receiver at Westwood High School in Fort Pierce, Fla., where he was originally a three-star recruit out of high school. Terry was named the All-Area Offensive Player of the Year in high school for coach Rodrick Lawson's squad as he tallied 1,035 all-purpose yards and 14 touchdowns.

TERRY'S CAREER GAME-BY-GAME

2014	U-A-T	TFL	Sack	INT	FF-FR
Bowling Green	3-0-3	0.0-0	0.0-0	0	0-0
Illinois	7-2-9	1.0-4	0.0-0	0	1-1-95
Middle Tennessee	2-0-2	1.0-2	0.0-0	0	0-0
Navy	1-0-1	0.0-0	0.0-0	1-43	0-0
UAB	1-1-2	0.0-0	0.0-0	0	0-0
FAU	2-0-2	0.0-0	0.0-0	0	1-0
Old Dominion	4-1-5	0.0-0	0.0-0	0	0-0
UTEP	2-4-6	0.0-0	0.0-0	1-90	0-0
Army	3-0-3	0.0-0	0.0-0	0	0-0
UTSA	1-0-1	1.0-3	0.0-0	0	0-0
Marshall	1-2-3	0.0-0	0.0-0	0	0-0
Central Michigan	1-5-6	0.0-0	0.0-0	0	0-0
Totals	28-15-43	3.0-9	0.0-0	2-133	1-1-95

TERRY'S CAREER HIGHS

Tackles	9 at Illinois, 9/6/14
Interceptions	1, twice
Pass Breakups	4 vs. Central Michigan, 12/24/14
Tackles for Loss	1, three times



1

DeVante Thomas
5-9, 185, r-Sr.
Defensive Back
Hartnell College
Baltimore, Md.

2014 (Sr.): Thomas redshirted his senior year due to an injury.

2013 (Jr.): Thomas saw action in 12 games, primarily as a cover man on the kickoff units. He recorded seven tackles on the season.

Before WKU: Thomas was a first-team All-Coast Conference selection at defensive back in both of his seasons with the Panthers, leading Hartnell College to a Coast Conference and Southern Division Championships in 2011. During the 2012 season, Thomas racked up 28 tackles and broke up six passes while recording two tackles for loss. As a freshman in 2011, Thomas tallied 44 tackles, 28 of the solo variety and two for loss. Thomas also notched one interception and broke up three passes during his rookie campaign. Thomas was a crucial piece of Hartnell's dominant pass defense that surrendered just 139 passing yards per game in his two seasons in the secondary, allowing only 44 percent of opposing passes to be completed. The Panthers had a pair of winning seasons with Thomas starting at defensive back, posting a 7-4 mark in 2011 and a 6-4 record in 2012.

HS/Misc: Thomas tallied 48 tackles as a senior at Edmondson-Westside High including 30 solo tackles as his team went 5-5 in 2010.



10

Andre Thomas-Cobb
6-3, 200, Fr.
Wide Receiver
Lehigh HS
Lehigh Acres, Fla.

HS/Misc.: Thomas-Cobb prepped at Lehigh High School where he played for coach Nate Sund. As

a senior, Thomas-Cobb caught 17 passes for 299 yards and three touchdowns while also tallying 25 tackles (20 solo) with three interceptions, five pass breakups, one fumble recovery and a forced fumble. Thomas-Cobb also scored two touchdowns via fumble returns. The two-way star did it all for his team and participated in the Rotary South All-Star Classic. Thomas-Cobb was a News-Press Honorable Mention All-Area player.



81

Kylen Towner
5-8, 175, r-So.
Wide Receiver
St. Paul's Episcopal
Mobile, Ala.

2014 Conference USA All-Freshman Team

2014 (r-Fr.): Towner appeared in 12 games in his first season of action on The Hill. He served primarily on special teams with limited snaps at wide receiver. As WKU's primary returner, he averaged 22.7 yards on 28 kickoff returns. He ran a 94-yard kickoff back for a touchdown to open second-half scoring in a win over Old Dominion. His 186 kickoff return yards versus Old Dominion were the third highest single-game total in WKU history. Towner had 32-yard kick returns in wins over Army and No. 19 Marshall. He set up a one-play touchdown drive at FAU with his 22-yard punt return, giving WKU the ball at the Owls' 30-yard line. Towner had carries of 15 and 11 yards in 2014 in a pair of WKU scoring drives against Bowling Green and UTSA. Towner was named the CFP National Kick Returner of the Week following his performance against Old Dominion. He also spent time with the safeties late in the season due to injuries in that position group. He did not see a defensive snap.

2013 (Fr.): Towner redshirted in his first season on The Hill.

HS/Misc.: Towner prepped at St. Paul's Episcopal School in Mobile, Ala., and logged time in the defensive backfield, receiver, running back and as a kick returner. Towner intercepted seven passes in 2012, returning a pair of the interceptions back for touchdowns. On offense, Towner had seven catches for 221 yards and five touchdowns. Towner helped guide the Saints to the state football semifinals in 2012, falling to eventual state champion Spanish Fort. Towner was named a First-Team All-Region performer by the *Mobile Press-Register* following his senior season along with being named Honorable Mention All-State. Towner also won the Class 5-A 100-meter state title during his junior season.



5

Marquez Trigg
6-0, 215, Fr.
Running Back
Glasgow HS
Glasgow, Ky.

HS/Misc.: Trigg prepped at Glasgow High where he played for coach Rick Wood, leading his

team to an 8-4 record and first round win in the 2A Kentucky state playoffs. Trigg piled up 1,615 yards on 286 carries with 26 touchdowns as a senior while also finishing second on the team in receiving yards with 147 and one touchdown. Trigg averaged 135 yards per game on the ground and tallied 4,765 yards and 75 touchdowns over his career for the Scotties. For

his play in 2014, Trigg was named a *Courier-Journal* All-State first teamer and *Associated Press* All-State second teamer. Trigg also participated in the 2014 Best of the Bluegrass All-Star game.



85

Nick True
6-5, 265, r-Fr.
Tight End
Highlands HS
Fort Thomas, Ky.

2014 (Fr.): True redshirted his first season on The Hill.

HS/Misc.: True prepped at Highlands High for coach Dale Mueller where he helped the Bluebirds to a KHSAA 4A state runner-up showing in 2013. True was named to the *Lexington-Herald Leader's* Class of the Commonwealth and *MaxPrep's* preseason first-team All-State squad as well as the All-Tri-State third team. True played offensive tackle in 2013 for Highlands after two seasons as a blocking tight end. He caught 19 passes for 243 yards and five touchdowns. True was rated the No. 22 prospect in Kentucky by 247Sports.com and the No. 11 player in the state and a three-star prospect by ESPN.com. He was rated as a two-star prospect by Scout.com, Rivals.com and 247Sports.com.



25

Blair Vaughan
6-1, 235, r-Jr.
Running Back
Central Catholic
Clearwater, Fla.

2014 (r-So.): Vaughan played in one game this season earning a special team snap against

UAB and made one tackle. He converted from linebacker to running back during fall camp.

2013 (r-Fr.): Vaughan saw action late in the season, recording his lone tackle in kickoff coverage at Texas State.

2012 (Fr.): Vaughan redshirted his first season on The Hill.

HS/Misc.: Vaughan played both linebacker and fullback during his career at Clearwater Central Catholic High School. He posted 21 tackles and a sack during his senior season while also rushing for 430 yards and 10 touchdowns. Vaughan earned All-County honors and was selected to play in the Senior All-Star Game.



20

Anthony Wales
5-10, 195, r-Jr.
Running Back
Central HS
Louisville, Ky.

2014 (r-So.): In his redshirt sophomore season, change of pace back Wales tallied 536 yards

on 82 rushing attempts for a team-high 6.3 yards per carry to go along with five touchdowns over 11 games. He earned two starts, the first of his career, against FAU and LA Tech. Wales also hauled in 15 receptions for 127 yards. His 75-yard touchdown run against UAB was WKU's longest since 2007 until Leon Allen busted an 80-yarder versus Army later in the season. Wales was WKU's workhorse against UAB, rushing for a career-high 138 yards on 14 carries and three touchdowns to contribute to his overall 151 all-purpose yards that game, also a career-best. He was a key part of WKU's win at Navy, splitting carries with Allen, as he produced 60 yards rushing and 39 receiving. He also led WKU's rushing attack against Central Michigan in the Popeyes Bahama Bowl with 95 yards on 14 carries. Wales recorded a career-high 42 receiving yards in a win over Old Dominion.

2013 (r-Fr.): Wales saw action in all 12 games, tallying 17 carries for 112 yards and two touchdowns on the season. Against Morgan State, he rushed 11 times for 65 yards and one touchdown. In the Texas State game, he had five rushes for 46 yards and one touchdown. He finished the season fifth on the team with 382 all-purpose yards.

2012 (Fr.): Wales redshirted in his first season on The Hill.

HS/Misc.: Wales finished his illustrious career at Central High School in Louisville ranked third in KHSAA history in career rushing yards with 8,213 yards - 12 yards behind Derek Homer's mark for second place all-time. He finished his career with 114 touchdowns. Wales led Louisville Central to its second-consecutive Class 3A State Championship in 2011, rushing for 2,784 yards in his senior season despite missing almost two complete games. He had 40 rushing touchdowns in his senior season posted over 400 yards receiving with four receiving touchdowns. Wales was rated as the 14th-best all-purpose running back in the nation by Rivals.com and tabbed as a three-star recruit by Rivals.com, Scout.com and ESPN.com. He was named First-Team All-State and the District Player of the Year in 2011 and was honored by the *Lexington Herald-Leader* as a member of the Class of the Commonwealth.

WALES' CAREER GAME-BY-GAME

2013	Rush	Yds	TD	Lg.
Kentucky	0	0	0	0
Tennessee	0	0	0	0
South Alabama	0	0	0	0
Morgan State	11	65	1	13
Navy	0	0	0	0
ULM	0	0	0	0
ULL	0	0	0	0
Troy	1	1	0	1
Georgia State	0	0	0	0
Army	0	0	0	0
Texas State	5	46	1	21
ASU	0	0	0	0
Totals	17	112	2	21

2014	Rush	Yds	TD	Lg.
Bowling Green	8	27	1	8
Illinois	1	3	0	3
Middle Tennessee	3	13	0	6
Navy	14	60	0	16
UAB	14	138	3	75
FAU	7	22	0	7
Old Dominion	7	45	0	15
LA Tech	4	54	0	46
Army	2	33	0	28
UTSA	8	28	0	11
Central Michigan	14	95	1	30
Totals	82	518	5	75

CAREER TOTALS 99 630 7 75

WALES' CAREER HIGHS

Rushing Attempts	14, three times
Rushing Yards	138 vs. UAB, 10/4/14
Receptions	4, twice
Receiving Yards	42 at Florida Atlantic, 10/18/14
Touchdowns	3 vs. UAB, 10/4/14



8

Marcus Ward
6-3, 210, Jr.
Defensive Back
Vestavia Hills HS
Birmingham, Ala.

2014 (So.): Ward started 12 of 13 games for the Hilltoppers at safety and finished tied for third

on the team in total tackles with 63 (41 solo). He added a pair of tackles for loss on the year, a solo TFL against UAB and half-TFL against Bowling Green and UTSA. Ward broke up a pass at LA Tech and had a career-high eight tackles against Old Dominion. Ward tallied at least three tackles in 12 of 13 games and multiple tackles in all 13 games, tallying a pair at FAU.

2013 (Fr.): Ward started from day one as a true freshman on The Hill, earning his first collegiate start in the season opener against Kentucky. He started the first three games of



the season and saw action in seven games total, recording 13 tackles, one interception and one PBU. Ward tallied three or more tackles in the first three games with a career-best four against Kentucky. He intercepted his first collegiate pass against Morgan State.

HS/Misc: Ward led Vestavia Hills High School in Birmingham, Ala., to the third round of the Alabama state playoffs in 2012, finishing the season with a 10-3 record. Ward led a defensive unit that allowed just 16 points per game in his senior season thanks in part to Ward's 88 tackles and three interceptions in 2012. Ward also broke up four passes and forced a pair of fumbles in his final season with the Rebels. The 6-3, 204-pound defensive back also broke up 10 passes in his junior season of 2011, registering 43 tackles with one interception to lead the Rebels to a 7-5 record. Vestavia Hills won 26 games during Ward's final three years of high school, which included trips to the second round of the Alabama state playoffs in all three years. Ward earned First-Team All-South honors from the *Birmingham News* after the 2012 season. He was the high school teammate of current Hilltopper Calvin Robinson.

WARD'S CAREER GAME-BY-GAME

2013	U-A-T	TFL	Sack	INT	FF-FR
Kentucky	3-1-4	0.0-0	0.0-0	0	0-0
Tennessee	3-0-3	0.0-0	0.0-0	0	0-0
South Alabama	0-3-3	0.0-0	0.0-0	0	0-0
Morgan State	2-0-2	0.0-0	0.0-0	1-1	0-0
Troy	0-0-0	0.0-0	0.0-0	0	0-0
Texas State	1-0-1	0.0-0	0.0-0	0	0-0
Arkansas State	0-0-0	0.0-0	0.0-0	0	0-0
Totals	9-4-13	0.0-0	0.0-0	1-1	0-0

2014	U-A-T	TFL	Sack	INT	FF-FR
Bowling Green	3-3-6	0.5-1	0.0-0	0	0-0
Illinois	2-2-4	0.0-0	0.0-0	0	0-0
Middle Tennessee	6-0-6	0.0-0	0.0-0	0	0-0
Navy	3-2-5	0.0-0	0.0-0	0	0-0
UAB	4-2-6	1.0-3	0.0-0	0	0-0
FAU	1-1-2	0.0-0	0.0-0	0	0-1
Old Dominion	5-3-8	0.0-0	0.0-0	0	0-0
LA Tech	5-1-6	0.0-0	0.0-0	0	0-0
UTEP	2-1-3	0.0-0	0.0-0	0	0-0
Army	4-1-5	0.0-0	0.0-0	0	0-0
UTSA	1-2-3	0.5-0	0.0-0	0	0-0
Marshall	4-2-6	0.0-0	0.0-0	0	0-0
Central Michigan	1-2-3	0.0-0	0.0-0	0	0-0
Totals	27-18-45	7.5-39	5.5-34	0	0-1

CAREER TOTALS	36-22-58	7.5-39	5.5-34	1-1	0-1
----------------------	-----------------	---------------	---------------	------------	------------

WARD'S CAREER HIGHS

Tackles	8 vs. Old Dominion, 10/25/14
Tackles for Loss	1.0 vs. UAB, 10/4/14
Interceptions	1 vs. Morgan State, 9/21/13
Pass Breakups	1, twice



26

Darmontre Warr
5-9, 195, r-Jr.
Running Back
Manual HS
Louisville, Ky.

2014 (r-So.): Warr saw action in 12 games, primarily on special teams and as the Hilltoppers

third running back. He rushed for a career-high 21 yards on eight carries at LA Tech. Warr earned two more carries on the season against Old Dominion and picked up five yards.

2013 (r-Fr.): Warr saw action in ten games primarily on special teams and as a reserve running back. He had two rushes for three yards in the Morgan State game.

2012 (Fr.): Warr redshirted his first season on The Hill.

HS/Misc.: Warr ranked third in the state in rushing as a junior, racking up 1,853 yards and averaging 154 yards per game while finding the end zone 18 times in 2010. He earned Third-Team All-State honors as a junior. Warr played in just seven games during his senior season, rushing for 512 yards and three scores.



25

Masai Whyte
6-0, 218, r-Fr.
Linebacker
Martha Layne Collins HS
Shelbyville, Ky.

2014 (Fr): Whyte redshirted his first season on The Hill.

HS/Misc.: Masai Whyte brought a KHSAA 4A state championship from Collins High School to WKU after playing for coach Jerry Lucas. Whyte turned in a stellar senior season, finishing with 200 tackles and three sacks, pushing his career numbers to 466 tackles, nine forced fumbles and four interceptions. He earned *Associated Press* first-team All-State honors as well as being named to the *Lexington-Herald Leader's* Class of the Commonwealth. Whyte was also a Best of the Bluegrass All-Star and was named to the first-team All-District team. He was rated as the No. 16 prospect in Kentucky by 247Sports.com while Scout.com and Rivals.com ranked him as a two-star prospect.



95

Heath Wiggins
6-2, 260, Fr.
Defensive Line
Graves County HS
Mayfield HS

HS/Misc.: The state's top defensive end prospect, Wiggins joined the Tops following a

KHSAA Class 5A runner-up season at Graves County High School for coach Lance Gregory. Wiggins led his team with 86 total tackles (37 solo). Wiggins is rated the No. 8 DE in the Midwest Region by Scout.com and the No. 14 prospect overall in the state by 247Sports.com. Scout.com also rated Wiggins a three-star prospect. Wiggins was named to the Associated Press and *Louisville Courier-Journal* All-State First Team defensive squad for his play.



62

Darrell Williams, Jr.
6-6, 310, r-Jr.
Offensive Line
West Laurens HS
Dublin, Ga.

2014 (r-So.): Williams started 10 straight games at right guard after being limited early in the

season due to injury. He protected QB Brandon Doughty during his record-breaking season, and helped pave the way for 2,018 all-purpose yards from running back Leon Allen. Williams rotated in at guard with Joe Manley and also some at right tackles with Cameron Clemmons.

2013 (r-Fr.): Williams saw action in seven games this season, starting the final three at right tackle after senior Ed Hazelett went down due to a foot injury. Williams was one of three redshirt freshman to start along the offensive line the final three games of the season, matching up with Forrest Lamp and Max Halpin.

2012 (Fr.): Williams redshirted in his first season on The Hill.

HS/Misc.: Williams was rated as a two-star recruit out of high school by both Rivals.com and 247Sports.com. He finished his career at West Laurens High School starting 31-consecutive games at offensive tackle. He lettered all four years in football and basketball.



19

Deon Yelder
6-4, 235, r-So.
Tight End
Southern HS
Louisville, Ky.

2014 (r-Fr.): Yelder did not see any action this year on The Hill.

2013 (Fr.): Yelder redshirted his first season on The Hill.

HS/Misc.: Yelder prepped at Southern High School for coach Chad Lyons. Yelder was also a star guard on the basketball team.



2014 REVIEW



TEAM STATISTICS

	WKU	OPP
SCORING	577	519
Points Per Game	44.4	39.9
Points Off Turnovers	99	62
FIRST DOWNS	351	339
Rushing	112	148
Passing	216	170
Penalty	23	21
RUSHING YARDAGE	2084	2870
Yards gained rushing	2308	3226
Yards lost rushing	224	356
Rushing Attempts	429	576
Average Per Rush	4.9	5.0
Average Per Game	160.3	220.8
TDs Rushing	21	33
PASSING YARDAGE	4866	3759
Comp-Att-Int	378-557-10	267-420-13
Average Per Pass	8.7	8.9
Average Per Catch	12.9	14.1
Average Per Game	374.3	289.2
TDs Passing	49	33
TOTAL OFFENSE	6950	6629
Total Plays	986	996
Average Per Play	7.0	6.7
Average Per Game	534.6	509.9
KICK RETURNS: #-Yards	54-1166	81-1638
PUNT RETURNS: #-Yards	10-80	14-90
INT RETURNS: #-Yards	13-414	10-199
KICK RETURN AVERAGE	21.6	20.2
PUNT RETURN AVERAGE	8.0	6.4
INT RETURN AVERAGE	31.8	19.9
FUMBLES-LOST	18-8	21-10
PENALTIES-Yards	76-743	84-743
Average Per Game	57.2	57.2
PUNTS-Yards	49-1817	43-1681
Average Per Punt	37.1	39.1
Net punt average	33.6	35.8
KICKOFFS-Yards	97-5316	88-5345
Average Per Kick	54.8	60.7
Net kick average	35.1	38.4
TIME OF POSSESSION/Game	28:05	31:55
3RD-DOWN Conversions	92/180	84/177
3rd-Down Pct	51%	47%
4TH-DOWN Conversions	5/12	15/27
4th-Down Pct	42%	56%
SACKS BY-Yards	26-184	19-137
MISC YARDS	0	10
TOUCHDOWNS SCORED	76	70
FIELD GOALS-ATTEMPTS	16-21	11-19
ON-SIDE KICKS	1-2	0-1
RED-ZONE SCORES	(59-67) 88%	(49-66) 74%
RED-ZONE TOUCHDOWNS	(45-67) 67%	(42-66) 64%
PAT-ATTEMPTS	(71-72) 99%	(66-67) 99%
ATTENDANCE	97833	148511
Games/Avg Per Game	6/16306	6/24752
Neutral Site Games		1/13667

SCORE BY QUARTERS	1st	2nd	3rd	4th	OT	Total
WKU	172	180	101	103	21	577
Opponents	114	123	133	126	23	519

INDIVIDUAL STATISTICS

RUSHING

	GP	Att	Gain	Loss	Net	Avg	TD	Lg	Avg/G
Allen, Leon	13	272	1580	38	1542	5.7	13	80	118.6
Wales, Anthony	11	82	536	18	518	6.3	5	75	47.1
Jones, Troy	3	6	35	0	35	5.8	0	19	11.7
Towner, Kylan	12	7	34	3	31	4.4	0	15	2.6
Warr, Darmontre	12	10	32	6	26	2.6	0	9	2.2
Taylor, Taywan	13	1	11	0	11	11.0	0	11	0.8
Coley, Demetrius	13	1	2	0	2	2.0	1	2	0.2
Brown, Joe	9	1	1	0	1	1.0	0	1	0.1
TEAM	8	9	0	6	-6	-0.7	0	0	-0.8
Occhipinti, Joseph	13	1	0	24	-24	-24.0	0	0	-1.8
Doughty, Brandon	13	39	77	129	-52	-1.3	2	15	-4.0
Total.....	13	429	2308	224	2084	4.9	21	80	160.3
Opponents.....	13	576	3226	356	2870	5.0	33	59	220.8

PASSING

	G	Effic	Comp-Att-Int	Pct	Yds	TD	Lng	Avg/G
Doughty, Brandon	13	167.11	375-552-10	67.9	4830	49	75	371.5
Jones, Troy	3	73.10	2-4-0	50.0	11	0	11	3.7
Fant, Nacarius	4	310.00	1-1-0	100.0	25	0	25	6.2
Total.....	13	166.69	378-557-10	67.9	4866	49	75	374.3
Opponents.....	13	158.49	267-420-13	63.6	3759	33	75	289.2

RECEIVING

	G	No.	Yds	Avg	TD	Long	Avg/G
Dangerfield, Jared	13	69	825	12.0	11	39	63.5
McNeal, Willie	13	56	666	11.9	8	67	51.2
Allen, Leon	13	51	476	9.3	3	54	36.6
Taylor, Taywan	13	45	767	17.0	7	75	59.0
Grant, Antwane	10	41	509	12.4	6	34	50.9
Henry, Mitchell	12	32	489	15.3	4	33	40.8
German, Joel	13	27	358	13.3	4	50	27.5
Norris, Nicholas	13	22	371	16.9	2	67	28.5
Higbee, Tyler	11	15	230	15.3	4	31	20.9
Wales, Anthony	11	15	127	8.5	0	22	11.5
Gorski, Tim	13	2	43	21.5	0	25	3.3
Fant, Nacarius	4	1	3	3.0	0	3	0.8
Turner, Lonnie	10	1	1	1.0	0	1	0.1
Towner, Kylan	12	1	1	1.0	0	0	0.1
Total.....	13	378	4866	12.9	49	75	374.3
Opponents.....	13	267	3759	14.1	33	75	289.2

TOTAL OFFENSE

	G	Plays	Rush	Pass	Total	Avg/G
Doughty, Brandon	13	591	-52	4830	4778	367.5
Allen, Leon	13	272	1542	0	1542	118.6
Wales, Anthony	11	82	518	0	518	47.1
Jones, Troy	3	10	35	11	46	15.3
Towner, Kylan	12	7	31	0	31	2.6
Warr, Darmontre	12	10	26	0	26	2.2
Fant, Nacarius	4	1	0	25	25	6.2
Taylor, Taywan	13	1	11	0	11	0.8
Coley, Demetrius	13	1	2	0	2	0.2
Brown, Joe	9	1	1	0	1	0.1
TEAM	8	9	-6	0	-6	-0.8
Occhipinti, Joseph	13	1	-24	0	-24	-1.8
Total.....	13	986	2084	4866	6950	534.6
Opponents.....	13	996	2870	3759	6629	509.9



ALL PURPOSE

	G	Rush	Rec	PR	KOR	IR	Tot	Avg/G
Allen, Leon	13	1542	476	0	0	0	2018	155.2
McNeal, Willie	13	0	666	21	303	0	990	76.2
Taylor, Taywan	13	11	767	0	81	0	859	66.1
Dangerfield, Jared	13	0	825	0	0	0	825	63.5
Towner, Kylen	12	31	1	59	635	0	726	60.5
Wales, Anthony	11	518	127	0	8	0	653	59.4
Grant, Antwane	10	0	509	0	0	0	509	50.9
Henry, Mitchell	12	0	489	0	0	0	489	40.8
Norris, Nicholas	13	0	371	0	0	0	371	28.5
German, Joel	13	0	358	0	0	0	358	27.5
Higbee, Tyler	11	0	230	0	0	0	230	20.9
Brown, Joe	9	1	0	0	139	0	140	15.6
Terry, Wonderful	12	0	0	0	0	133	133	11.1
Singh, Ricardo	13	0	0	0	0	120	120	9.2
Gardner, Juwan	8	0	0	0	0	96	96	12.0
Gorski, Tim	13	0	43	0	0	0	43	3.3
Jones, Troy	3	35	0	0	0	0	35	11.7
Leston, Brandon	13	0	0	0	0	29	29	2.2
Warr, Darmontré	12	26	0	0	0	0	26	2.2
Iworah, Prince Charles	13	0	0	0	0	20	20	1.5
Thomas, Cam	11	0	0	0	0	16	16	1.5
Fant, Nacarius	4	0	3	0	0	0	3	0.8
Coley, Demetrius	13	2	0	0	0	0	2	0.2
Turner, Lonnie	10	0	1	0	0	0	1	0.1
TEAM	8	-6	0	0	0	0	-6	-0.8
Ochipinti, Joseph	13	-24	0	0	0	0	-24	-1.8
Doughty, Brandon	13	-52	0	0	0	0	-52	-4.0
Total.....	13	2084	4866	80	1166	414	8610	662.3
Opponents.....	13	2870	3759	90	1638	199	8556	658.2

PUNT RETURNS

	No.	Yds	Avg	TD	Long
Towner, Kylen	6	59	9.8	0	22
McNeal, Willie	4	21	5.2	0	9
Total.....	10	80	8.0	0	22
Opponents.....	14	90	6.4	0	28

INTERCEPTIONS

	No.	Yds	Avg	TD	Long
Leston, Brandon	4	29	7.2	0	29
Thomas, Cam	2	16	8.0	0	16
Singh, Ricardo	2	120	60.0	1	85
Terry, Wonderful	2	133	66.5	2	90
Gardner, Juwan	1	96	96.0	1	96
Iworah, Prince Charles	1	20	20.0	0	20
Bertram, Daeshawn	1	0	0.0	0	0
Total.....	13	414	31.8	4	96
Opponents.....	10	199	19.9	1	77

KICK RETURNS

	No.	Yds	Avg	TD	Long
Towner, Kylen	28	635	22.7	1	94
McNeal, Willie	14	303	21.6	0	35
Taylor, Taywan	6	81	13.5	0	25
Brown, Joe	5	139	27.8	0	38
Wales, Anthony	1	8	8.0	0	8
Total.....	54	1166	21.6	1	94
Opponents.....	81	1638	20.2	3	100

FUMBLE RETURNS

	No.	Yds	Avg	TD	Long
Terry, Wonderful	1	95	95.0	1	95
Thomas, Cam	1	37	37.0	0	37
Total.....	2	132	66.0	1	95
Opponents.....	3	58	19.3	0	27

SCORING

	TD	FGs	Kick	Rush	Rcv	Pass	DXP	Saf	Points
Schwettman, Garrett	0	16-21	70-71	0-0	0	0-0	0	0	118
Allen, Leon	16	0-0	0-0	0-0	0	0-0	0	0	96
Dangerfield, Jared	11	0-0	0-0	0-0	0	0-0	0	0	66
McNeal, Willie	8	0-0	0-0	0-0	1	0-0	0	0	50
Taylor, Taywan	7	0-0	0-0	0-0	0	0-0	0	0	42
Grant, Antwane	6	0-0	0-0	0-0	0	0-0	0	0	36
Wales, Anthony	5	0-0	0-0	0-0	0	0-0	0	0	30
Higbee, Tyler	4	0-0	0-0	0-0	0	0-0	0	0	24
Henry, Mitchell	4	0-0	0-0	0-0	0	0-0	0	0	24
German, Joel	4	0-0	0-0	0-0	0	0-0	0	0	24
Terry, Wonderful	3	0-0	0-0	0-0	0	0-0	0	0	18
Norris, Nicholas	2	0-0	0-0	0-0	0	0-0	0	0	12
Doughty, Brandon	2	0-0	0-0	0-0	0	1-4	0	0	12
Coley, Demetrius	1	0-0	0-0	0-0	0	0-0	0	0	6
Gardner, Juwan	1	0-0	0-0	0-0	0	0-0	0	0	6
Singh, Ricardo	1	0-0	0-0	0-0	0	0-0	0	0	6
Towner, Kylen	1	0-0	0-0	0-0	0	0-0	0	0	6
Mugler, Mike	0	0-0	1-1	0-0	0	0-0	0	0	1
Total.....	76	16-21	71-72	0-0	1	1-4	0	0	577
Opponents.....	70	11-19	66-67	0-0	0	0-2	0	0	519

FIELD GOALS

	FGM-FGA	Pct	1-19	20-29	30-39	40-49	50-59	Lg	Blk
Schwettman, G.	16-21	76.2	1-1	6-7	7-10	2-3	0-0	42	1

FG SEQUENCE

	WKU	OPPONENTS
Bowling Green	41,(29)	27,(52)
Illinois	(41),(19)	50,34
Middle Tennessee	(20),(37),(24),(36),(27)	(37),(29),(42)
Navy	(37),(36),(33)	28
UAB	27	48
FAU	(42)	34,46,(32)
Old Dominion	(27)	(41)
Louisiana Tech	(31)	(51)
UTEP	-	(28),(29)
ARMY	(36)	(43),22
UTSA	(34)	-
MARSHALL	35,(21)	(17)
Central Michigan	36	-

Numbers in parentheses indicate field goal was made.

PUNTING

	No.	Yds	Avg	Long	TB	FC	I20	50+	Blkd
Ochipinti, Joseph	49	1817	37.1	55	4	15	11	3	0
Total.....	49	1817	37.1	55	4	15	11	3	0
Opponents.....	43	1681	39.1	68	3	21	16	4	0

KICKOFFS

	No.	Yds	Avg	TB	OB	Retn	Net	YdLn
MUGLER, Mike	88	4885	55.5	10	3			
Schwettman, Garrett	9	431	47.9	1	0			
Total.....	97	5316	54.8	11	3	1638	35.1	29
Opponents.....	88	5345	60.7	32	2	1166	38.4	26

2014 RESULTS

DATE	OPPONENT	W/L	SCORE	ATTEND
Aug 29, 2014	Bowling Green	W	59-31	17215
Sep 06, 2014	at Illinois	L	34-42	38561
*Sep 13, 2014	at Middle Tennessee	L	47-50 (3OT)	24911
Sep 27, 2014	at Navy	W	36-27	30537
*Oct 4, 2014	UAB	L	39-42	14923
*Oct 18, 2014	at FAU	L	38-45	10915
*Oct 25, 2014	Old Dominion	W	66-51	17886
*Nov 01, 2014	at Louisiana Tech	L	10-59	20011
*Nov 08, 2014	UTEP	W	35-27	18472
Nov 15, 2014	Army	W	52-24	16819
*Nov 22, 2014	UTSA	W	45-7	12518
*Nov 28, 2014	at #19 Marshall	W	67-66 (OT)	23576
Dec 24, 2014	vs Central Michigan	W	49-48	13667

* Conference USA Game



DEFENSIVE STATS

		-----Tackles-----			Sacks-		---Pass Def---		Fumbles-			Blkd	
	GP	Solo	Ast	Total	TFL/Yds	No-Yards	Int-Yds	BrUp	QBH	Rcv-Yds	FF	Kick	Saf
10 Holt, Nick	13	62	49	111	7.0-23	1.5-10	.	3	4	1-0	.	.	.
17 Brown, Dejon	13	53	25	78	8.0-21	2.0-8	.	1	3	.	1	.	.
45 Leston, Branden	13	41	22	63	3.0-16	1.0-9	4-29	1	1	1-0	.	.	.
8 Ward, Marcus	13	41	22	63	2.0-4	.	.	1	.	1-0	.	.	.
38 Singh, Ricardo	13	30	22	52	.	.	2-120	2	1
31 Williams, Terran	11	32	19	51	2.0-5	.	.	2	2	.	1	.	.
88 Rocker, Gavin	13	27	18	45	7.5-39	5.5-34	.	1	2	1-0	1	.	.
19 Thomas, Cam	11	37	8	45	1.0-2	.	2-16	5	2	1-37	.	.	.
94 Shorter, Bryan	13	26	18	44	7.5-51	5.5-49	.	1	.	1-0	.	.	.
5 Terry, Wonderful	12	28	15	43	3.0-9	.	2-133	6	.	1-95	1	.	.
9 Randall, Daqual	8	18	19	37	0.5-0	.	.	.	1	.	1	.	.
30 Iworah, Prince Charles	13	26	11	37	2.5-9	.	1-20	5	.	.	1	.	.
28 Brown, Rico	13	19	14	33	0.5-4	0.5-4	.	2	.	1-0	.	.	.
58 Overstreet, Derik	9	21	10	31	3.5-22	2.0-13	.	1	2	1-0	.	.	.
98 Terrell, Devante	13	19	8	27	1.5-8	1.0-8	.	1	.	1-0	.	.	.
92 Brown, Ge'Monee	13	19	3	22	8.0-11	1	.	.
59 Reeves, Tanner	10	14	7	21	5.0-29	4.0-25	.	.	2	.	1	.	.
34 Davis, Drew	13	13	7	20	1.0-8	1.0-8	.	.	1	.	1	.	.
29 Johnson, Leverick	11	15	5	20	1.0-1	.	.	1
54 Bertram, Daeshawn	11	14	5	19	2.0-8	1.0-6	1-0	.	.	.	1	.	.
16 Smith, T.J.	13	13	5	18	4.0-13	1.0-10	1	.	.
18 Johnson, Shaquille	12	13	2	15	1
22 Coleman, Forrest	10	8	2	10	.	.	.	1
57 Young, Derrell	10	7	3	10
48 Robinson, Kalvin	8	7	2	9	1.0-1	.	.	.	1
99 Isaac, D'Von	10	5	3	8
93 Glover, DeMarcus	7	2	4	6	.	.	.	1
7 Brown, Joe	9	4	1	5
10 McNeal, Willie	13	4	1	5	0.5-1
6 Duclos, Devante	6	3	2	5
14 Gardner, Juwan	8	3	1	4	.	.	1-96	1
91 Jones, Trae	5	1	2	3
82 Higbee, Tyler	11	3	.	3
35 Coley, Demetrius	13	.	2	2
24 Patterson, Dalton	10	2	.	2
20 Wales, Anthony	11	2	.	2
11 Scott, Devin	12	2	.	2
39 Mugler, Mike	13	2	.	2
4 Iyieguniwe, Joel	3	1	.	1
41 Simmons, DeAndre	6	1	.	1
52 Clemmons, Cameron	13	1	.	1
13 Grant, Antwane	10	1	.	1
67 Stark, Derrick	13	1	.	1
33 Allen, Leon	13	1	.	1
25 Vaughn, Blair	1	1	.	1
76 Lamp, Forrest	13	1	.	1
77 Rocker, Donald	13	.	1	1
21 Dangerfield, Jared	13	1	.	1
81 Towner, Kylen	12	1	.	1
26 Warr, Darmontré	12	1	.	1
Total.....	13	647	338	985	72-285	26-184	13-414	36	23	10-132	11	.	.
Opponents.....	13	601	312	913	61.0-230	19-137	10-199	50	32	8-58	12	2	.



GAME-BY-GAME PASSING

#12 Brandon Doughty	Att	Comp	Int	Pct	Yards	TD	Long	Sack	Yds	Effic
Bowling Green	56	46	0	82.1	569	6	55	1	5	202.9
Illinois	48	28	1	58.3	297	2	21	2	15	119.9
Middle Tennessee	66	43	1	65.2	593	4	67	2	14	157.6
Navy	54	38	1	70.4	387	2	44	0	0	139.1
UAB	37	25	0	67.6	319	2	39	1	2	157.8
FAU	44	28	1	63.6	335	3	50	4	27	145.5
Old Dominion	26	23	0	88.5	371	5	45	1	9	271.8
Louisiana Tech	35	14	4	40.0	134	1	46	3	26	58.7
UTEP	34	23	0	67.6	324	3	50	2	15	176.8
Army	25	16	0	64.0	178	3	45	1	9	163.4
UTSA	35	26	0	74.3	346	5	67	0	0	204.5
Marshall	50	34	2	68.0	491	8	75	2	15	195.3
Central Michigan	42	31	0	73.8	486	5	55	0	0	210.3
TOTALS	552	375	10	67.9	4830	49	75	19	137	167.1

#5 Troy Jones	Att	Comp	Int	Pct	Yards	TD	Long	Sack	Yds	Effic
Louisiana Tech	4	2	0	50.0	11	0	11	0	0	73.1
TOTALS	4	2	0	50.0	11	0	11	0	0	73.1

#1 Nacarius Fant	Att	Comp	Int	Pct	Yards	TD	Long	Sack	Yds	Effic
Marshall	1	1	0	100.0	25	0	25	0	0	310.0
TOTALS	1	1	0	100.0	25	0	25	0	0	310.0

GAME-BY-GAME RUSHING

	No-Yds/TD	BG	ILL	MT	NAVY	UAB	FAU	ODU	LT	UTEP	ARMY	UTSA	MAR	CMU
Allen, L.	272-1542/13	27-99/1	24-118/1	30-128/1	17-102/0	9-29/0	12-58/2	32-182/2	14-76/0	14-48/1	33-345/3	14-68/0	33-237/1	13-52/1
Wales, A.	82-518/5	8-27/1	1-3/0	3-13/0	14-60/0	14-138/3	7-22/0	7-45/0	4-54/0	DNP	2-33/0	8-28/0	DNP	14-95/1
Jones, T.	6-35/0	DNP	DNP	DNP	DNP	DNP	DNP	DNP	3-24/0	DNP	-	3-11/0	DNP	DNP
Towner, K.	7-31/0	2-15/0	1-7/0	1-2/0	DNP	-	1-1/0	-	-	-	-	1-11/0	-	1-1/0
Warr, D.	10-26/0	DNP	-	-	-	-	-	2-5/0	8-21/0	-	-	-	-	-
Taylor, T.	1-11/0	-	-	-	-	-	-	-	-	-	-	-	-	1-11/0
Coley, D.	1-2/1	-	-	-	-	-	-	-	-	-	-	1-2/1	-	-
Brown, J.	1-1/0	DNP	DNP	-	-	1-1/0	-	-	-	DNP	DNP	-	-	-
TEAM	9-6/0	-	DNP	DNP	1-1/0	1-0/0	DNP	1-0/0	-	3-2/0	2-1/0	DNP	DNP	1-2/0
Ochipinti, J.	1-24/0	-	1-24/0	-	-	-	-	-	-	-	-	-	-	-
Doughty, B.	39-52/2	3-2/0	3-1/0	2-14/0	2-3/1	3-16/0	6-12/0	3-2/0	4-23/0	4-12/0	4-6/1	1-0/0	2-15/0	2-4/0

GAME-BY-GAME RECEIVING

	No-Yds/TD	BG	ILL	MT	NAVY	UAB	FAU	ODU	LT	UTEP	ARMY	UTSA	MAR	CMU
Dangerfield, J.	69-825/11	10-92/2	3-31/0	7-107/1	7-74/1	1-6/0	6-39/0	8-95/1	1-15/0	2-53/0	7-73/1	4-36/2	8-117/2	5-87/1
Taylor, T.	45-767/7	12-185/1	3-16/0	2-4/0	6-78/0	3-44/1	4-78/1	4-77/1	2-50/1	1-12/0	-	3-73/1	4-122/1	1-28/0
McNeal, W.	56-666/8	5-70/2	4-39/0	6-31/0	5-42/1	5-49/0	5-56/1	-	2-3/0	5-41/1	3-57/1	7-105/1	4-24/0	5-155/1
Grant, A.	41-509/6	3-53/1	4-58/1	6-73/0	6-60/0	5-51/1	4-66/0	4-61/2	4-20/0	3-37/0	DNP	DNP	DNP	2-30/1
Henry, M.	32-489/4	6-77/0	1-20/0	7-128/2	DNP	4-56/0	2-36/1	2-54/0	-	1-1/0	1-18/0	3-34/0	2-18/0	3-47/1
Allen, L.	51-476/3	6-53/0	6-56/0	4-8/0	6-58/0	1-9/0	1-1/0	2-31/0	2-1/0	8-88/1	2-12/0	3-65/1	5-51/1	5-45/0
Norris, N.	22-371/2	1-6/0	1-11/0	6-174/1	-	3-48/0	1-16/0	1-1/0	1-19/0	-	2-18/1	1-2/0	2-43/0	3-33/0
German, J.	27-358/4	1-24/0	2-35/0	2-17/0	2-10/0	2-43/0	1-3/0	1-45/1	3-34/0	3-92/1	1-0/0	2-11/0	3-17/1	4-27/1
Higbee, T.	15-230/4	-	3-30/1	2-48/0	2-26/0	DNP	DNP	-	-	-	-	1-23/0	6-99/3	1-4/0
Wales, A.	15-127/0	2-9/0	-	-	4-39/0	1-13/0	4-42/0	1-7/0	1-9/0	DNP	-	1-4/0	DNP	1-12/0
Gorski, T.	2-43/0	-	-	-	-	-	-	-	-	-	-	-	1-25/0	1-18/0
Fant, N.	1-3/0	DNP	DNP	1-3/0	DNP	DNP	DNP	DNP	-	-	DNP	DNP	-	DNP
Turner, L.	1-1/0	-	-	-	DNP	DNP	DNP	-	-	-	-	1-1/0	-	-
Towner, K.	1-1/0	-	1-1/0	-	DNP	-	-	-	-	-	-	-	-	-



GAME-BY-GAME TACKLES

	UA-A	TOT	BG	ILL	MT	NAVY	UAB	FAU	ODU	LT	UTEP	ARMY	UTSA	MAR	CMU
Holt, Nick	62-49	111	6-3	4-8	9-3	4-3	6-5	4-7	6-1	3-1	6-2	5-3	3-1	3-7	3-5
Brown, Dejon	53-25	78	-	-	7-0	7-3	7-4	3-5	5-0	3-2	4-1	6-3	5-0	2-4	4-3
Leston, Branden	41-22	63	2-0	1-0	2-0	3-0	4-1	4-5	3-0	1-2	3-1	7-1	6-3	5-3	0-6
Ward, Marcus	41-22	63	3-3	2-2	6-0	3-2	4-2	1-1	5-3	5-1	2-1	4-1	1-2	4-2	1-2
Singh Ricardo	30-22	52	3-1	5-6	4-2	5-4	3-3	3-2	2-1	2-1	1-0	-	1-0	-	1-2
Williams, Terran	32-19	51	2-0	6-2	6-1	3-2	DNP	2-2	-	DNP	6-3	3-2	3-4	1-3	-
Thomas, Cam	37-8	45	6-0	5-1	1-2	3-0	1-0	4-2	5-0	DNP	DNP	2-0	2-2	4-1	4-0
Rocker, Gavin	27-18	45	-	1-1	1-1	3-0	4-2	2-4	1-1	3-0	2-2	3-1	3-1	2-1	2-4
Shorter, Bryan	26-18	44	2-1	3-2	1-1	2-0	3-2	2-4	1-2	2-1	1-1	4-2	1-0	2-1	2-1
Terry, Wonderful	28-15	43	3-0	7-2	2-0	1-0	1-1	2-0	4-1	DNP	2-4	3-0	1-0	1-2	1-5
Randall, Daqual	18-19	37	DNP	DNP	DNP	0-1	6-9	5-7	1-0	1-1	DNP	3-1	2-0	-	DNP
Iworah, Prince Charles	26-11	37	3-0	0-2	3-0	2-1	4-1	2-0	1-0	4-3	2-0	1-0	3-1	1-0	0-3
Brown, Rico	19-14	33	3-0	1-1	2-0	1-1	7-3	-	0-1	3-2	0-1	0-1	1-0	1-1	0-3
Overstreet, Derik	21-10	31	DNP	DNP	-	DNP	DNP	2-2	2-1	3-1	4-1	3-1	2-0	2-2	3-2
Terrel, Devante	19-8	27	1-0	0-1	6-1	2-0	1-3	2-2	-	1-0	2-0	1-0	1-0	1-1	1-0
Brown, Ge'Monee	19-3	22	3-0	1-2	1-0	2-0	3-1	-	2-0	3-0	1-0	2-0	-	-	1-0
Reeves, Tanner	14-7	21	2-0	1-1	2-1	0-1	2-2	1-0	DNP	DNP	DNP	1-0	2-0	1-1	2-1
Davis, Drew	13-7	20	1-0	-	-	2-0	-	0-1	2-0	3-0	2-0	2-0	-	1-4	0-2
Johnson, Leverick	15-5	20	3-0	0-1	2-1	1-0	3-1	1-1	3-0	1-0	-	DNP	-	1-1	DNP
Bertram, Daeshawn	14-5	19	-	DNP	-	-	-	1-0	1-1	2-0	1-2	3-0	1-1	DNP	5-1
Smith, T.J.	13-5	18	2-0	0-1	4-1	0-1	-	-	2-0	2-0	2-1	-	1-0	0-1	-
Johnson, Shaquille	13-2	15	1-0	1-1	3-0	1-0	1-0	2-0	1-1	1-0	DNP	-	1-0	1-0	-
Coleman, Forrest	8-2	10	DNP	DNP	-	-	-	-	1-0	5-2	2-0	-	-	DNP	-
Young, Derrell	7-3	10	-	-	1-0	DNP	DNP	2-2	-	1-0	2-0	1-0	-	0-1	DNP
Robinson, Kalvin	7-2	9	1-0	-	DNP	DNP	DNP	3-1	2-1	-	-	-	1-0	DNP	DNP
Isaac, D'Von	5-3	8	2-0	0-2	2-1	-	DNP	-	DNP	-	1-0	-	-	-	DNP
Glover, Demarcus	2-4	6	1-0	DNP	-	-	0-2	1-1	-	0-1	DNP	DNP	DNP	DNP	DNP
McNeal, Willie	4-1	5	-	-	-	-	-	-	-	2-0	-	-	-	2-0	0-1
Duclos, Devante	3-2	5	-	2-1	0-1	DNP	DNP	-	DNP	1-0	-	DNP	DNP	DNP	DNP
Brown, Joe	4-1	5	DNP	DNP	-	-	1-0	-	0-1	-	DNP	DNP	1-0	1-0	1-0
Gardner, Juwan	3-1	4	2-0	-	DNP	0-1	-	DNP	1-0	-	-	DNP	-	DNP	DNP
Jones, Trae	1-2	3	DNP	DNP	DNP	DNP	DNP	1-1	DNP	-	-	DNP	0-1	DNP	-
Higbee, Tyler	3-0	3	-	-	-	-	DNP	DNP	-	-	-	-	2-0	1-0	-
Coley, Demetrius	0-2	2	-	0-1	-	-	-	-	0-1	-	-	-	-	-	-
Scott, Devin	2-0	2	-	-	-	-	-	1-0	DNP	-	1-0	-	-	-	-
Patterson, Dalton	2-0	2	-	DNP	DNP	-	-	-	-	2-0	-	-	-	-	DNP
Wales, Anthony	2-0	2	-	-	1-0	-	-	-	1-0	-	DNP	-	-	DNP	-
Mugler, Mike	2-0	2	-	-	-	1-0	-	-	1-0	-	-	-	-	-	-
Iyiebuniwe, Joal	1-0	1	1-0	-	-	DNP	DNP	DNP	DNP	DNP	DNP	DNP	DNP	DNP	DNP
Clemmons, Cameron	1-0	1	-	1-0	-	-	-	-	-	-	-	-	-	-	-
Simmons, De'Andre	1-0	1	DNP	DNP	DNP	-	DNP	-	-	1-0	DNP	DNP	-	DNP	-
Grant, Antwane	1-0	1	-	-	-	-	-	-	-	1-0	-	DNP	DNP	DNP	-
Stark, Derrick	1-0	1	-	-	-	-	-	-	-	-	-	-	-	-	1-0
Allen, Leon	1-0	1	-	-	-	-	-	-	-	1-0	-	-	-	-	-
Warr, Darmontre	1-0	1	DNP	-	-	-	-	-	-	1-0	-	-	-	-	-
Lamp, Forrest	1-0	1	-	-	-	1-0	-	-	-	-	-	-	-	-	-
Rocker, Donald	0-1	1	-	-	-	-	-	-	-	-	-	-	-	-	0-1
Dangerfield, Jared	1-0	1	-	-	-	-	-	-	-	-	1-0	-	-	-	-
Towner, Kylen	1-0	1	-	-	-	DNP	-	-	-	-	-	-	1-0	-	-
Vaughn, Blair	1-0	1	DNP	DNP	DNP	DNP	1-0	DNP	DNP	DNP	DNP	DNP	DNP	DNP	DNP



INDIVIDUAL GAME-BY-GAME SACKS

	UA-A	TOT	BG	ILL	MT	NAVY	UAB	FAU	ODU	LT	UTEP	ARMY	UTSA	MAR	CMU
Rocker, Gavin	5-1	5.5	-	-	-	-	1-0-7	-	0-5-3	-	-	-	2-0-14	1-0-6	1-0-4
Shorter, Bryan	5-1	5.5	1-0-9	1-0-11	-	1-0-8	1-0-7	-	0-5-3	-	-	-	-	1-0-11	-
Reeves, Tanner	4-0	4.0	2-0-8	-	1-0-15	-	-	-	DNP	DNP	DNP	-	-	-	1-0-2
Overstreet, Derik	2-0	2.0	DNP	DNP	-	DNP	DNP	-	-	-	-	-	-	-	2-0-13
Brown, Dejon	2-0	2.0	-	-	-	1-0-4	-	-	-	-	-	1-0-4	-	-	-
Holt, Nick	1-1	1.5	-	-	1-0-6	-	0-5-4	-	-	-	-	-	-	-	-
Leston, Branden	1-0	1.0	-	-	-	1-0-9	-	-	-	-	-	-	-	-	-
Davis, Drew	1-0	1.0	-	-	-	-	-	-	-	-	-	-	-	1-0-8	-
Terrell, Devante	1-0	1.0	-	-	-	1-0-8	-	-	-	-	-	-	-	-	-
Smith, T.J.	1-0	1.0	-	-	-	-	-	-	1-0-10	-	-	-	-	-	-
Bertram, Daeshawn	1-0	1.0	-	DNP	-	-	-	-	-	-	-	1-0-6	-	DNP	-
Brown, Rico	0-1	0.5	-	-	-	-	0-5-4	-	-	-	-	-	-	-	-

INDIVIDUAL GAME-BY-GAME TACKLES FOR LOSS

	UA-A	TOT	BG	ILL	MT	NAVY	UAB	FAU	ODU	LT	UTEP	ARMY	UTSA	MAR	CMU
Brown, Ge'Monee	8-0	8.0	-	1-0-1	-	-	1-0-3	-	2-0-2	1-0-1	1-0-1	2-0-3	-	-	-
Brown, Dejon	6-4	8.0	-	-	-	2-0-5	-	0-5-1	-	0-5-2	-	1-0-4	2-0-4	0-5-1	1-5-4
Rocker, Gavin	6-3	7.5	-	-	-	1-0-4	1-0-7	-	0-5-3	-	-	-	2-5-15	1-0-6	1-5-4
Shorter, Bryan	7-1	7.5	1-0-9	1-0-11	1-0-1	1-0-8	1-0-7	-	0-5-3	-	-	1-0-1	-	1-0-11	-
Holt, Nick	6-2	7.0	0-5-1	2-0-6	2-0-8	-	0-5-4	-	-	1-0-3	1-0-1	-	-	-	-
Reeves, Tanner	5-0	5.0	2-0-8	1-0-4	1-0-15	-	-	-	DNP	DNP	DNP	-	-	-	1-0-2
Smith, T.J.	4-0	4.0	1-0-1	-	-	-	-	-	-	1-0-10	1-0-1	-	1-0-1	-	-
Overstreet, Derik	3-1	3.5	DNP	DNP	-	DNP	DNP	-	-	-	-	-	1-0-8	-	2-5-14
Terry, Wonderful	3-0	3.0	-	1-0-4	1-0-2	-	-	-	-	DNP	-	-	1-0-3	-	-
Leston, Branden	3-0	3.0	-	-	-	1-0-9	1-0-5	1-0-2	-	-	-	-	-	-	-
Iworah, Prince Charles	2-1	2.5	-	-	-	1-0-3	-	-	-	0-5-1	-	-	1-0-5	-	-
Williams, Terran	2-0	2.0	-	-	-	-	DNP	-	-	DNP	-	2-0-5	-	-	-
Ward, Marcus	1-2	2.0	0-5-1	-	-	-	1-0-3	-	-	-	-	-	0-5-0	-	-
Bertram, Daeshawn	2-0	2.0	-	DNP	-	-	-	-	-	-	-	1-0-6	-	DNP	1-0-2
Terrell, Devante	1-1	1.5	-	-	-	1-0-8	-	-	-	-	-	-	-	0-5-0	-
Johnson, Leverick	1-0	1.0	-	-	-	-	-	-	-	1-0-1	-	DNP	-	-	DNP
Thomas, Cam	1-0	1.0	-	-	-	-	-	-	-	DNP	DNP	1-0-2	-	-	-
Robinson, Kalvin	1-0	1.0	-	-	DNP	DNP	DNP	1-0-1	-	-	-	-	-	DNP	DNP
Davis, Drew	1-0	1.0	-	-	-	-	-	-	-	-	-	-	-	1-0-8	-
Randall, Daqual	0-1	0.5	DNP	DNP	DNP	-	-	0-5-0	-	-	DNP	-	-	-	DNP
Brown, Rico	0-1	0.5	-	-	-	-	0-5-4	-	-	-	-	-	-	-	-
McNeal, Willie	0-1	0.5	-	-	-	-	-	-	-	-	-	-	-	-	0-5-1

GAME-BY-GAME PUNT RETURNS

	No-Yds	BG	ILL	MT	NAVY	UAB	FAU	ODU	LT	UTEP	ARMY	UTSA	MAR	CMU
Towner, Kylen	6-59	1-9	1-7	1-8	DNP	-	1-22	-	-	-	-	2-13	-	-
McNeal, Willie	4-21	-	-	1-3	3-24	-	-	-	-	-	-	-	-	-

GAME-BY-GAME KICK RETURNS

	No-Yds	BG	ILL	MT	NAVY	UAB	FAU	ODU	LT	UTEP	ARMY	UTSA	MAR	CMU
Towner, Kylen	28-635	3-57	1-16	3-68	DNP	2-42	1-16	5-186	1-13	2-43	4-96	1-26	5-72	-
McNeal, Willie	14-303	-	1-17	3-82	4-86	-	-	-	4-83	-	-	-	1-15	1-20
Brown, Joe	5-139	DNP	DNP	-	-	1-38	1-23	1-19	2-59	DNP	DNP	-	-	-
Taylor, Taywan	6-81	-	-	-	-	-	1-11	2-41	3-29	-	-	-	-	-
Wales, Anthony	1-8	-	-	-	-	-	1-8	-	-	DNP	-	-	DNP	-

GAME-BY-GAME INTERCEPTION RETURNS

	No-Yds	BG	ILL	MT	NAVY	UAB	FAU	ODU	LT	UTEP	ARMY	UTSA	MAR	CMU
Leston, Branden	4-29	-	-	-	-	-	-	-	-	-	-	1-0	3-29	-
Singh, Ricardo	2-120	-	-	-	-	1-85	-	-	-	-	-	-	1-35	-
Thomas, Cam	2-16	-	-	-	-	-	-	1-0	DNP	DNP	-	-	-	1-16
Terry, Wonderful	2-133	-	-	-	1-43	-	-	-	DNP	1-90	-	-	-	-
Gardner, Juwan	1-96	-	-	DNP	-	-	DNP	1-96	-	-	DNP	-	DNP	DNP
Bertram, Daeshawn	1-0	-	DNP	-	-	-	-	-	1-0	-	-	-	DNP	-
Iworah, Prince Charles	1-20	-	1-20	-	-	-	-	-	-	-	-	-	-	-

GAME-BY-GAME FUMBLE RETURNS

	No-Yds	BG	ILL	MT	NAVY	UAB	FAU	ODU	LT	UTEP	ARMY	UTSA	MAR	CMU
Terry, Wonderful	1-95	-	1-95	-	-	-	-	-	DNP	-	-	-	-	-
Thomas, Cam	1-37	-	-	-	-	1-37	-	-	DNP	DNP	-	-	-	-



GAME-BY-GAME ALL-PURPOSE YARDS

	TOTAL	BG	ILL	MT	NAVY	UAB	FAU	ODU	LT	UTEP	ARMY	UTSA	MAR	CMU
Allen, Leon	2018	152	174	136	160	38	57	213	77	136	357	133	288	97
McNeal, Willie	990	70	56	110	152	49	56	-	80	41	57	105	39	175
Taylor, Taywan	859	185	16	4	78	44	89	118	79	12	-	73	122	39
Dangerfield, Jared	825	92	31	107	74	6	39	95	15	53	73	36	117	87
Towner, Kylen	726	81	31	74	DNP	42	37	186	13	43	96	50	72	1
Wales, Anthony	653	36	3	13	99	151	72	52	63	DNP	33	24	DNP	107
Grant, Antwane	509	53	58	73	60	51	66	61	20	37	DNP	DNP	DNP	30
Henry, Mitchell	489	77	20	128	DNP	56	36	54	-	1	18	34	18	47
Norris, Nicholas	371	6	11	174	-	48	16	1	19	-	18	2	43	33
German, Joel	358	24	35	17	10	43	3	45	34	92	-	11	17	27
Higbee, Tyler	230	-	30	48	26	DNP	DNP	-	-	-	-	23	99	4
Brown, Joe	140	DNP	DNP	-	-	39	23	19	59	DNP	DNP	-	-	-
Terry, Wonderful	133	-	-	-	43	-	-	-	DNP	90	-	-	-	-
Singh, Ricardo	120	-	-	-	-	85	-	-	-	-	-	-	35	-
Gardner, Juwan	96	-	-	DNP	-	-	DNP	96	-	-	DNP	-	DNP	DNP
Gorski, Tim	43	-	-	-	-	-	-	-	-	-	-	-	25	18
Jones, Troy	35	DNP	DNP	DNP	DNP	DNP	DNP	DNP	24	DNP	-	11	DNP	DNP
Leston, Brandon	29	-	-	-	-	-	-	-	-	-	-	-	29	-
Warr, Darmontré	26	DNP	-	-	-	-	-	5	21	-	-	-	-	-
Iworah, Prince Charles	20	-	20	-	-	-	-	-	-	-	-	-	-	-
Thomas, Cam	16	-	-	-	-	-	-	-	DNP	DNP	-	-	-	16
Fant, Nacarius	3	DNP	DNP	3	DNP	DNP	DNP	DNP	-	-	DNP	DNP	-	DNP
Coley, Demetrius	2	-	-	-	-	-	-	-	-	-	-	2	-	-
Turner, Lonnie	1	-	-	-	DNP	DNP	DNP	-	-	-	-	1	-	-
TEAM	-6	-	-	-	-1	-	-	-	-	-2	-1	-	-	-2
Occhipinti, Joseph	-24	-	-24	-	-	-	-	-	-	-	-	-	-	-
Doughty, Brandon	-52	-2	-1	-14	3	16	-12	-2	-23	-12	6	-	-15	4

GAME-BY-GAME TEAM COMPARISON

Opponent	Score	First Downs			Rushing		Passing		Yards	Total Offense Plays-Yards	Return Yards	Turn-Over
		Total	Rush	Pass	Pen	Number-Yards	Comp	Att-Int				
BG	59-31	40/26	9/7	29/17	2/2	40-139/35-152	46-56	0/25-36-0	569/313	96-708/71-465	66/156	0/0
Illinois	34-42	23/28	5/6	17/19	1/3	30-103/35-64	28-48	1/35-50-1	297/456	78-400/85-520	155/203	3/3
MT	47-50	33/28	9/16	22/11	2/1	36-125/61-323	43-66	1/17-28-0	593/218	102-718/89-541	155/100	1/0
Navy	36-27	30/22	11/19	19/3	0/0	34-164/52-412	38-54	1/3-15-1	387/55	88-551/67-467	153/180	1/2
UAB	39-42	25/32	9/18	14/13	2/1	28-184/64-291	25-37	0/22-25-1	319/300	65-503/89-591	202/240	0/3
FAU	38-45	23/29	4/10	16/18	3/1	26-67/54-278	28-44	1/24-35-0	335/341	70-402/89-619	80/105	2/1
ODU	66-51	32/29	13/9	17/19	2/1	45-230/34-172	23-26	0/27-40-2	371/471	71-601/74-643	342/179	2/3
LA Tech	10-59	15/31	9/10	6/17	0/4	33-152/34-129	16-39	4/34-49-1	145/378	72-297/83-507	184/228	5/3
UTEP	35-27	16/19	2/12	13/7	1/0	21-34/46-236	23-34	0/9-22-1	324/158	55-358/68-394	133/109	0/1
Army	52-24	22/18	16/13	6/2	0/3	41-383/57-293	16-25	0/3-6-0	178/40	66-561/63-333	96/130	0/0
UTSA	45-7	25/12	6/5	13/5	6/2	28-120/39-115	26-35	0/11-23-1	346/119	63-466/62-234	39/123	0/2
Marshall	67-66	37/37	13/17	22/19	2/1	35-222/36-291	35-51	2/29-46-4	516/417	86-738/82-708	151/144	2/4
CMU	49-48	30/28	6/6	22/20	2/2	32-161/29-114	31-42	0/28-45-1	486/493	74-647/74-607	36/88	2/1

TOTALS 577-519 351/339 112/148 216/170 23/21 429-2084/576-2870 378-557-10/267-420-13 4866/3759 986-6950/996-6629 1792/1985 18/23

Note: Game totals are displayed in the format TEAM/OPPONENT for each category

Opponent	3rd Down Conversions	4th Down Conversions	Time of Possession	TOP Margin	Avg Yds/Rush	Avg Yds/Pass	Avg Yds/Play	Punting Number-Avg	Penalties Number-Yards
BG	14-18/4-11	0-0/0-1	35:59/24:01	11:58	3.5/4.3	10.2/8.7	7.4/6.5	2-53.0/4-43.0	7-66/11-90
Illinois	7-16/9-13	1-2/0-1	24:54/35:06	-10:12	3.4/1.8	6.2/9.1	5.1/6.1	4-38.8/1-52.0	5-24/9-69
MT	12-21/7-18	0-1/2-2	30:46/29:14	1:32	3.5/5.3	9.0/7.8	7.0/6.1	3-31.0/6-40.2	10-92/7-62
Navy	7-15/2-11	0-0/1-3	29:47/30:13	-0:26	4.8/7.9	7.2/3.7	6.3/7.0	5-38.6/5-44.8	7-66/3-25
UAB	3-10/10-15	1-3/2-2	23:40/36:20	-12:40	6.6/4.5	8.6/12.0	7.7/6.6	3-39.3/2-40.0	6-50/7-55
FAU	5-12/8-18	1-2/6-6	23:34/36:26	-12:52	2.6/5.1	7.6/9.7	5.7/7.0	3-36.7/1-40.0	3-25/6-59
ODU	5-8/8-13	0-0/2-2	27:53/32:07	-4:14	5.1/5.1	14.3/11.8	8.5/8.7	1-37.0/2-36.5	3-40/5-51
LA Tech	4-15/7-13	0-1/0-2	26:54/33:06	-6:12	4.6/3.8	3.7/7.7	4.1/6.1	8-36.2/2-33.5	8-93/2-15
UTEP	6-13/8-16	0-0/0-1	23:27/36:33	-13:06	1.6/5.1	9.5/7.2	6.5/5.8	6-35.3/4-42.0	3-24/5-37
Army	8-14/6-13	1-1/0-2	28:27/31:33	-3:06	9.3/5.1	7.1/6.7	8.5/5.3	3-34.3/3-36.7	7-80/3-20
UTSA	7-14/2-13	0-1/1-3	29:34/30:26	-0:52	4.3/2.9	9.9/5.2	7.4/3.8	5-38.4/7-41.3	4-40/12-124
Marshall	6-12/7-11	0-0/0-0	33:03/26:57	6:06	6.3/8.1	10.1/9.1	8.6/8.6	3-41.3/2-44.0	4-38/6-59
CMU	8-12/6-12	1-1/1-2	27:09/32:51	-5:42	5.0/3.9	11.6/11.0	8.7/8.2	3-28.0/4-19.2	9-105/8-77
TOTALS	92-180/84-177	5-12/15-27	365:07/414:53	-49:46	4.9/5.0	8.7/8.9	7.0/6.7	49-37.1/43-39.1	743/743

TOTALS 92-180/84-177 5-12/15-27 365-07/414-53 -49:46 4.9/5.0 8.7/8.9 7.0/6.7 49-37.1/43-39.1 743/743



RED ZONE

WKU INSIDE OPPONENT RED-ZONE

Opponent	Score	In RZ	Scored	Times Pts	Times TDs	Total TDs	Rush TDs	Pass Made	FGs FGA	--Failed to score inside RZ--				
Bowling Green	59-31	7	7	45	6	2	4	1	0	0	0	0	0	0
Illinois	34-42	4	4	24	3	1	2	1	0	0	0	0	0	0
Middle Tennessee	47-50	9	7	33	3	1	2	4	1	1	0	0	0	0
Navy	36-27	6	5	23	2	1	1	3	0	0	1	0	0	0
UAB	39-42	3	2	14	2	1	1	0	1	0	0	0	0	0
FAU	38-45	2	2	14	2	2	0	0	0	0	0	0	0	0
Old Dominion	66-51	6	6	38	5	2	3	1	0	0	0	0	0	0
Louisiana Tech	10-59	1	1	3	0	0	0	1	0	0	0	0	0	0
UTEP	35-27	3	3	21	3	1	2	0	0	0	0	0	0	0
Army	52-24	7	6	38	5	3	2	1	0	0	0	0	1	0
UTSA	45-7	4	4	24	3	1	2	1	0	0	0	0	0	0
Marshall	67-66	8	7	45	6	1	5	1	1	0	0	0	0	0
Central Michigan	49-48	7	5	35	5	1	4	0	1	0	0	1	0	0
Totals		67	59	357	45	17	28	14	4	1	1	1	1	0
59 of 67 (88.1%)														

OPPONENTS INSIDE WKU RED-ZONE

Opponent	Score	In RZ	Scored	Times Pts	Times TDs	Total TDs	Rush TDs	Pass Made	FGs FGA	--Failed to score inside RZ--				
Bowling Green	59-31	5	3	21	3	3	0	0	1	1	0	0	0	0
Illinois	34-42	7	4	28	4	2	2	0	1	1	0	1	0	0
Middle Tennessee	47-50	7	7	37	4	4	0	3	0	0	0	0	0	0
Navy	36-27	4	3	20	3	3	0	0	1	0	0	0	0	0
UAB	39-42	5	3	21	3	3	0	0	1	0	0	1	0	0
FAU	38-45	8	6	38	5	3	2	1	1	0	0	0	1	0
Old Dominion	66-51	6	5	34	5	4	1	0	0	0	1	0	0	0
Louisiana Tech	10-59	7	6	42	6	1	5	0	0	0	0	1	0	0
UTEP	35-27	5	4	20	2	2	0	2	0	0	1	0	0	0
Army	52-24	2	1	7	1	1	0	0	1	0	0	0	0	0
UTSA	45-7	0	0	0	0	0	0	0	0	0	0	0	0	0
Marshall	67-66	5	4	24	3	0	3	1	0	0	1	0	0	0
Central Michigan	49-48	5	3	21	3	0	3	0	0	1	1	0	0	0
Totals		66	49	313	42	26	16	7	6	3	4	3	1	0
49 of 66 (74.2%)														

3RD-DOWN CONVERSIONS

Opponent	Score	Overall	1st Qtr	2nd Qtr	3rd Qtr	4th Qtr	OT Qtr
Bowling Green	59-31	14-18 77.8%	2-4 50.0%	4-5 80.0%	3-4 75.0%	5-5 100.0%	
Illinois	34-42	7-16 43.8%	2-6 33.3%	3-5 60.0%	0-2 0.0%	2-3 66.7%	
Middle Tennessee	47-50	12-21 57.1%	3-6 50.0%	4-4 100.0%	2-4 50.0%	3-5 60.0%	0-2 0.0%
Navy	36-27	7-15 46.7%	4-6 66.7%	1-4 25.0%	1-3 33.3%	1-2 50.0%	
UAB	39-42	3-10 30.0%	2-2 100.0%	0-1 0.0%	1-4 25.0%	0-3 0.0%	
FAU	38-45	5-12 41.7%	1-3 33.3%	1-2 50.0%	3-5 60.0%	0-2 0.0%	
Old Dominion	66-51	5-8 62.5%	1-2 50.0%	2-2 100.0%	0-0 0.0%	2-4 50.0%	
Louisiana Tech	10-59	4-15 26.7%	0-3 0.0%	2-6 33.3%	1-2 50.0%	1-4 25.0%	
UTEP	35-27	6-13 46.2%	2-5 40.0%	2-4 50.0%	1-1 100.0%	1-3 33.3%	
Army	52-24	8-14 57.1%	1-2 50.0%	2-4 50.0%	4-5 80.0%	1-3 33.3%	
UTSA	45-7	7-14 50.0%	1-2 50.0%	2-5 40.0%	1-3 33.3%	3-4 75.0%	
Marshall	67-66	6-12 50.0%	3-4 75.0%	1-2 50.0%	1-3 33.3%	1-3 33.3%	0-0 0.0%
Central Michigan	49-48	8-12 66.7%	4-4 100.0%	2-3 66.7%	2-2 100.0%	0-3 0.0%	
WKU		92-180 51.1%	26-49 53.1%	26-47 55.3%	20-38 52.6%	20-44 45.5%	0-2 0.0%
Opponents		84-177 47.5%	22-45 48.9%	18-48 37.5%	19-37 51.4%	24-44 54.5%	1-3 33.3%

4TH-DOWN CONVERSIONS

Opponent	Score	Overall	1st Qtr	2nd Qtr	3rd Qtr	4th Qtr	OT Qtr
Bowling Green	59-31	0-0 0.0%	0-0 0.0%	0-0 0.0%	0-0 0.0%	0-0 0.0%	
Illinois	34-42	1-2 50.0%	0-1 0.0%	1-1 100.0%	0-0 0.0%	0-0 0.0%	
Middle Tennessee	47-50	0-1 0.0%	0-0 0.0%	0-0 0.0%	0-1 0.0%	0-0 0.0%	0-0 0.0%
Navy	36-27	0-0 0.0%	0-0 0.0%	0-0 0.0%	0-0 0.0%	0-0 0.0%	
UAB	39-42	1-3 33.3%	0-0 0.0%	0-0 0.0%	0-1 0.0%	1-2 50.0%	
FAU	38-45	1-2 50.0%	0-1 0.0%	1-1 100.0%	0-0 0.0%	0-0 0.0%	
Old Dominion	66-51	0-0 0.0%	0-0 0.0%	0-0 0.0%	0-0 0.0%	0-0 0.0%	
Louisiana Tech	10-59	0-1 0.0%	0-0 0.0%	0-0 0.0%	0-0 0.0%	0-1 0.0%	
UTEP	35-27	0-0 0.0%	0-0 0.0%	0-0 0.0%	0-0 0.0%	0-0 0.0%	
ARMY	52-24	1-1 100.0%	0-0 0.0%	0-0 0.0%	0-0 0.0%	1-1 100.0%	
UTSA	45-7	0-1 0.0%	0-1 0.0%	0-0 0.0%	0-0 0.0%	0-0 0.0%	
Marshall	67-66	0-0 0.0%	0-0 0.0%	0-0 0.0%	0-0 0.0%	0-0 0.0%	0-0 0.0%
Central Michigan	49-48	1-1 100.0%	0-0 0.0%	1-1 100.0%	0-0 0.0%	0-0 0.0%	
WKU		5-12 41.7%	0-3 0.0%	3-3 100.0%	0-2 0.0%	2-4 50.0%	0-0 0.0%
Opponents		15-27 55.6%	4-9 44.4%	4-6 66.7%	1-1 100.0%	5-10 50.0%	1-1 100.0%



OFFENSIVE GAME-BY-GAME STARTERS

Opponent	WR	WR	LT	LG	C	RG	RT	TE	WR	QB	RB
Bowling Green	Taylor	McNeal	Lamp	Ray	Halpin	Stark	Clemmons	Henry	Dangerfield	Doughty	Allen
Illinois	Taylor	McNeal	Lamp	Ray	Halpin	Stark	Clemmons	Henry	Dangerfield	Doughty	Allen
Middle Tennessee	Coley (FB)	McNeal	Lamp	Ray	Halpin	Stark	Clemmons	Henry	Dangerfield	Doughty	Allen
Navy	Grant	Higbee (TE)	Lamp	Ray	Stark	Williams	Clemmons	Gorski	Dangerfield	Doughty	Allen
UAB	Taylor	Coley (FB)	Lamp	Ray	Stark	Williams	Clemmons	Gorski	Dangerfield	Doughty	Allen
Florida Atlantic	Grant	McNeal	Lamp	Ray	Stark	Williams	Clemmons	Gorski	Dangerfield	Doughty	Wales
Old Dominion	Grant	McNeal	Lamp	Ray	Stark	Williams	Clemmons	Henry	Dangerfield	Doughty	Allen
LA Tech	Grant	McNeal	Lamp	Ray	Stark	Williams	Clemmons	Henry	Dangerfield	Doughty	Wales
UTEP	Grant	McNeal	Lamp	Ray	Stark	Williams	Clemmons	Henry	Dangerfield	Doughty	Allen
Army	Taylor	Coley (FB)	Lamp	Ray	Stark	Williams	Clemmons	Higbee	Dangerfield	Doughty	Allen
UTSA	Taylor	Higbee (TE)	Lamp	Ray	Stark	Williams	Clemmons	Henry	Dangerfield	Doughty	Allen
Marshall	Taylor	McNeal	Lamp	Ray	Stark	Williams	Clemmons	Henry	Dangerfield	Doughty	Allen
Central Michigan	Taylor	McNeal	Lamp	Ray	Stark	Williams	Clemmons	Henry	Dangerfield	Doughty	Allen

DEFENSIVE GAME-BY-GAME STARTERS

Opponent	End	T	T	End	LB	LB	CB	S	S	CB	LB/NK
Bowling Green	Smith	Terrell	Shorter	Rocker	Williams	Holt	Thomas	Singh	Ward	Iworah	R. Brown
Illinois	Smith	Terrell	Shorter	Rocker	Williams	Holt	Thomas	Singh	Ward	Iworah	D. Brown
Middle Tennessee	Smith	Terrell	Isaac	Rocker	Williams	Holt	Thomas	Singh	Ward	Iworah	D. Brown
Navy	Reeves	Terrell	Glover	Rocker	Williams	Holt	Thomas	Singh	Ward	Iworah	D. Brown
UAB	Reeves	Terrell	Glover	Rocker	Randall	Holt	Thomas	Singh	Ward	Iworah	D. Brown
Florida Atlantic	Reeves	G. Brown	Glover	Rocker	Randall	Holt	Thomas	Singh	Leston	Iworah	D. Brown
Old Dominion	Overstreet	Leston (LB)	Shorter	Rocker	D. Brown	Holt	Thomas	Singh	Ward	Iworah	R. Brown
LA Tech	Overstreet	G. Brown	Shorter	Rocker	Randall	Holt	Coleman	Singh	Ward	Iworah	R. Brown
UTEP	Overstreet	G. Brown	Shorter	Rocker	Williams	Holt	Coleman	Leston	Ward	Iworah	D. Brown
Army	Overstreet	Terrell	Shorter	Rocker	Williams	Holt	Thomas	Leston	Ward	Iworah	D. Brown
UTSA	Overstreet	Terrell	Shorter	Rocker	Williams	Holt	Thomas	Leston	Ward	Iworah	D. Brown
Marshall	Overstreet	Terrell	Shorter	Rocker	Williams	Holt	Thomas	Leston	Ward	Iworah	D. Brown
Central Michigan	Overstreet	Terrell	Shorter	Rocker	Williams	Holt	Thomas	Leston	Ward	Iworah	D. Brown

GAME-BY-GAME NOTABLES

Opponent	Captains	Coin Toss	Kick/Receive	1st Possession	Game Time	Game Length	Jerseys	Pants	Result
Bowling Green	Clemmons, Thomas, McNeal, Williams	Loss	Kick	Touchdown	6:35 PM CT	3:39	Red	Red	W, 59-31
Illinois	Clemmons, Thomas, McNeal, Rocker	Win	Receive	Fumble	11:01 AM CT	3:29	White	Red	L, 34-42
Middle Tennessee	Clemmons, Thomas, McNeal, Williams	Loss	Receive	Punt	6:04 PM CT	4:03	White	White	L, 47-50 (3OT)
Navy	Clemmons, Thomas, McNeal, Rocker	Win	Receive	Field Goal	2:34 PM CT	3:38	White	Red	W, 36-27
UAB	Clemmons, Thomas, McNeal, Rocker	Win	Kick	Touchdown	6:00 PM CT	3:20	Red	Red	L, 39-42
Florida Atlantic	Clemmons, Doughty, McNeal, Williams	Win	Receive	Touchdown	12:04 PM ET	3:23	White	Red	L, 38-45
Old Dominion	Clemmons, Thomas, McNeal, Williams	Win	Receive	Touchdown	3:00 PM CT	3:20	Black	Black	W, 66-51
LA Tech	Clemmons, Doughty, Rocker, McNeal	Loss	Receive	Interception	2:05 PM CT	3:35	White	Red	L, 10-59
UTEP	Clemmons, Rocker, McNeal, Williams	Win	Receive	Punt	3:00 PM CT	3:11	Red	Red	W, 35-27
Army	Clemmons, Thomas, McNeal, Williams	Loss	Receive	Punt	11:04 AM CT	3:18	Black	Black	W, 52-24
UTSA	Clemmons, Thomas, McNeal, Williams	Win	Receive	Touchdown	11:05 AM CT	3:20	Red	Black	W, 45-7
Marshall	Clemmons, Thomas, McNeal, Williams	Win	Receive	Touchdown	12:06 PM ET	3:58	White	Red	W, 67-66 (OT)
Central Michigan	Clemmons, Thomas, McNeal, Williams	Loss	Receive	Touchdown	12:05 PM ET	3:39	Red	White	W, 49-48

CAREER CONSECUTIVE AND TOTAL STARTS

Player, Pos.	Yr.	Total Starts	Consec. Starts	---Starts by Year---				
				2014	2013	2012	2011	2010
Cameron Clemmons, OL	*	44	31	13	12	11	8	
Garrett Schwettman, K	Sr.	37	37	13	12	12	0	
Cam Thomas, DB	*	33	4	11	12	8	2	
Willie McNeal, WR	*	28	2	9	12	5	0	
Nolan Dowling, LS	Jr.	25	25	13	12	0	0	
Forrest Lamp, OL	Jr.	25	25	13	12	0	0	
Gavin Rocker, DL	Sr.	25	18	13	9	3	0	
Brandon Doughty, QB	GS	24	17	13	10	0	1	
Mitchell Henry, TE	*	22	3	9	6	5	2	
Devante Terrell, DL	Jr.	17	4	9	8	0	0	
Rico Brown, CB	*	16	0	3	5	1	7	
Bryan Shorter, DL	Sr.	16	7	9	6	1	0	
Joseph Occhipinti, P	Jr.	15	13	13	2	0	0	
Marcus Ward, DB	Jr.	15	7	12	3	0	0	
Tim Gorski, TE	Sr.	14	0	3	7	4	0	
Taywan Taylor, WR	Jr.	14	4	7	7	0	0	
Jared Dangerfield, WR	Sr.	13	13	13	0	0	0	
Nick Holt, LB	Sr.	13	13	13	0	0	0	
P. Charles Iworah, DB	Sr.	13	13	13	0	0	0	
Brandon Ray, OL	So.	13	13	13	0	0	0	
Derrick Stark, OL	*	13	13	13	0	0	0	
Darrell Williams, OL	Jr.	13	10	10	3	0	0	
Leon Allen, RB	Sr.	12	5	11	1	0	0	
Dejon Brown, LB	Sr.	11	5	11	0	0	0	

Player, Pos.	Yr.	Total Starts	Consec. Starts	---Starts by Year---				
				2014	2013	2012	2011	2010
Max Halpin, OL	Jr.	10	0	3	7	0	0	
Demetrius Coley, RB^	*	8	0	3	0	0	0	
Tyler Higbee, TE	Sr.	8	0	3	3	0	2	
Ricardo Singh, DB	*	8	0	8	0	0	0	
Joel German, WR	*	7	0	0	3	0	4	
Derik Overstreet, DL	So.	7	7	7	0	0	0	
Terran Williams, LB	*	7	5	9	3	4	0	
Branden Leston, DB	Jr.	6	5	6	0	0	0	
Antwane Grant, WR	Sr.	5	0	5	0	0	0	
Nicholas Norris, WR	Jr.	5	0	0	5	0	0	
Daquall Randall, LB	*	5	0	2	2	1	0	
DeMarcus Glover, DL	Jr.	4	0	3	1	0	0	
T.J. Smith, DL	*	4	0	3	1	0	0	
Ge'Monee Brown, DL	Sr.	3	0	3	0	0	0	
Tanner Reeves, DL	So.	3	0	3	0	0	0	
Forrest Coleman, DB	Sr.	2	0	2	0	0	0	
Kalvin Robinson, DL	Jr.	2	0	0	2	0	0	
Anthony Wales, RB	Jr.	2	0	2	0	0	0	
Devante Duclos, LB	Jr.	1	0	0	1	0	0	
Nelson Fishback, QB	Jr.	1	0	0	1	0	0	
D'Von Isaac, DL	*	1	0	1	0	0	0	
Todd Porter, QB	*	1	0	0	1	0	0	

^ - Player had starts during the 2010 season



SCORING SUMMARY

Aug. 29 vs. Bowling Green	Qtr.	Time	Plays	Yds.	Elapsed
Leon Allen, 2-yd run	1	10:20	10	83	3:20
Doughty to Taylor, 55-yd pass	1	2:29	8	88	2:29
Doughty to Grant, 34-yd pass	2	8:36	8	80	2:32
Doughty to McNeal, 9-yd pass	2	4:41	6	75	2:13
Garrett Schwettman, 29-yd kick	2	0:00	10	63	2:50
Doughty to Dangerfield, 5-yd pass	3	11:24	10	69	3:36
Doughty to McNeal, 20-yd pass	3	4:23	8	77	2:53
Doughty to Dangerfield, 5-yd pass	4	13:29	11	77	4:08
Anthony Wales, 1-yd run	4	2:55	15	75	7:57

Sept. 6 at Illinois	Qtr.	Time	Plays	Yds.	Elapsed
Garrett Schwettman, 41-yd kick	1	5:35	5	16	1:23
Leon Allen, 1-yd run	2	11:12	18	99	5:58
Doughty to Higbee, 16-yd pass	2	4:15	8	67	2:44
Wonderful Terry, 95-yd fumble ret.	3	4:09	-	-	-
Garrett Schwettman, 19-yd kick	3	2:00	4	5	1:09
Doughty to Grant, 14-yd pass	4	0:26	7	75	1:17

Sept. 13 at Middle Tennessee	Qtr.	Time	Plays	Yds.	Elapsed
Garrett Schwettman, 20-yd kick	1	2:23	16	84	4:57
Doughty to Norris, 47-yd pass	2	14:31	6	78	1:52
Doughty to Dangerfield, 14-yd pass	2	10:38	7	76	2:44
Leon Allen, 2-yd run	2	5:51	7	76	3:18
Doughty to Henry, 19-yd pass	4	9:25	8	65	2:12
Garrett Schwettman, 33-yd kick	4	0:20	14	70	2:09
Doughty to Henry, 25-yd pass	-	-	1	25	OT
Garrett Schwettman, 36-yd kick	-	-	4	6	OT
Garrett Schwettman, 27-yd kick	-	-	6	15	OT

Sept. 27 at Navy	Qtr.	Time	Plays	Yds.	Elapsed
Garrett Schwettman, 37-yd kick	1	11:41	9	63	3:19
Garrett Schwettman, 36-yd kick	2	13:03	12	57	4:02
Doughty to McNeal, 13-yd pass	2	9:32	3	24	0:26
Doughty to Dangerfield, 31-yd pass	3	9:46	6	88	1:58
Garrett Schwettman, 33-yd kick	3	0:26	5	47	1:53
Brandon Doughty, 1-yd run	4	6:52	15	91	6:11
Wonderful Terry, 43-yd int. ret.	4	0:45	-	-	-

Oct. 4 vs. UAB	Qtr.	Time	Plays	Yds.	Elapsed
Doughty to Taylor, 15-yd pass	1	11:10	8	72	3:31
Anthony Wales, 2-yd run	1	6:50	7	62	2:52
Anthony Wales, 75-yd run	1	2:29	1	75	0:11
Anthony Wales, 21-yd run	2	6:30	4	78	1:25
Doughty to Grant, 24-yd pass	3	2:55	8	75	2:57
Ricardo Singh, 85-yd int. ret.	3	0:00	-	-	-

Oct. 18 at FAU	Qtr.	Time	Plays	Yds.	Elapsed
Doughty to Taylor, 50-yd pass	1	13:17	5	75	1:43
Doughty to McNeal, 30-yd pass	1	11:39	1	30	0:07
Garrett Schwettman, 42-yd kick	1	2:55	7	18	2:18
Leon Allen, 1-yd run	2	3:25	12	71	4:43
Doughty to Henry, 22-yd pass	2	0:12	5	72	0:44
Leon Allen, 2-yd run	3	2:13	17	75	5:52

Oct. 25 vs. Old Dominion	Qtr.	Time	Plays	Yds.	Elapsed
Leon Allen, 1-yd run	1	12:23	8	73	2:37
Doughty to Grant, 6-yd pass	1	5:24	7	41	2:41
Doughty to German, 45-yd pass	1	3:22	2	45	0:33
Doughty to Grant, 16-yd pass	2	10:19	6	76	1:59
Doughty to Taylor, 34-yd pass	2	8:19	2	61	0:25
Doughty to Dangerfield, 19-yd pass	2	0:12	11	77	2:22
Kylen Towner, 94-yd kickoff ret.	3	11:09	-	-	-
Leon Allen, 12-yd run	3	5:11	8	75	3:30
Juwan Gardner, 96-yd int. ret.	4	8:54	-	-	-
Garrett Schwettman, 27-yd kick	4	2:04	11	60	5:23

Nov. 1 at Louisiana Tech	Qtr.	Time	Plays	Yds.	Elapsed
Doughty to Taylor, 46-yd pass	1	0:00	6	94	2:30
Garrett Schwettman, 31-yd kick	2	4:15	11	54	3:48

Nov. 8 vs. UTEP	Qtr.	Time	Plays	Yds.	Elapsed
Doughty to German, 50-yd pass	1	8:58	7	75	2:41
Leon Allen, 2-yd run	2	3:11	8	74	3:23
Doughty to McNeal, 7-yd pass	3	1:38	7	75	1:57
Wonderful Terry, 90-yd int. ret.	4	12:40	-	-	-
Doughty to Allen, 10-yd pass	4	7:41	6	73	2:55

Nov. 15 vs. Army	Qtr.	Time	Plays	Yds.	Elapsed
Doughty to Allen, 12-yd run	1	5:41	7	68	2:22
Brandon Doughty, 15-yd run	1	1:18	3	19	0:55
Garrett Schwettman, 36-yd kick	2	8:49	8	53	3:02
Doughty to McNeal, 45-yd pass	2	0:00	7	80	1:43
Leon Allen, 80-yd run	3	11:49	1	80	0:12
Doughty to Dangerfield, 6-yd pass	3	0:47	7	69	3:04
Leon Allen, 1-yd run	4	14:15	4	62	1:03
Doughty to Norris, 9-yd pass	4	10:24	6	29	3:47

Nov. 22 vs. UTSA	Qtr.	Time	Plays	Yds.	Elapsed
Doughty to Allen, 54-yd pass	1	12:46	5	74	2:14
Doughty to Taylor, 47-yd pass	1	4:22	3	61	0:54
Doughty to McNeal, 67-yd pass	2	4:33	1	67	0:12
Doughty to Dangerfield, 13-yd pass	2	1:15	4	71	1:22
Doughty to Dangerfield, 16-yd pass	3	8:10	5	81	1:37
Garrett Schwettman, 34-yd kick	4	11:59	10	36	5:03
Demetrius Coley, 2-yd run	4	1:53	11	75	6:56

Nov. 28 at Marshall	Qtr.	Time	Plays	Yds.	Elapsed
Doughty to Higbee, 11-yd pass	1	11:58	9	62	3:02
Doughty to Allen, 17-yd pass	1	11:23	1	17	0:09
Doughty to Taylor, 75-yd pass	1	8:45	1	75	0:11
Doughty to Higbee, 20-yd pass	1	4:09	8	75	2:53
Leon Allen, 10-yd run	2	13:13	4	31	1:08
Doughty to German, 9-yd pass	2	10:37	6	63	2:29
Doughty to Higbee, 7-yd pass	2	2:12	3	57	0:48
Garrett Schwettman, 21-yd kick	4	12:55	9	69	3:03
Doughty to Dangerfield, 35-yd pass	4	9:11	5	65	1:46
Doughty to Dangerfield, 25-yd pass	OT	-	2	25	OT

Dec. 24 vs. Central Michigan	Qtr.	Time	Plays	Yds.	Elapsed
Doughty to Dangerfield, 14-yd pass	1	11:23	11	75	3:37
Doughty to German, 12-yd pass	1	8:07	6	75	1:23
Doughty to Grant, 19-yd pass	1	1:13	9	84	3:28
Doughty to Henry, 16-yd pass	2	10:03	10	81	3:23
Doughty to McNeal, 55-yd pass	2	1:41	3	69	1:14
Leon Allen, 1-yd run	2	0:04	6	62	0:42
Anthony Wales, 21-yd run	3	8:55	1	21	0:10

DRIVE SUPERLATIVES

Longest Drive (Yards) - 18 plays, 99 yards - 5:58 at Illinois (Allen 1 run)

Most Plays - 18 plays, 99 yards - 5:58 (Allen 1 run) at Illinois

Fewest Plays on TD Drive - 1 play, Seven times

Most Time Used on TD Drive - 7:57 vs. Bowling Green

Shortest Time Used on TD Drive - 0:07 at FAU

No. of TD Drives Less than 2:00 - 30



INDIVIDUAL GAME HIGHS

Rushes	33	Allen, Leon vs Army (Nov 15, 2014)
		Allen, Leon at Marshall (Nov 28, 2014)
Yards Rushing	345	Allen, Leon vs Army (Nov 15, 2014)
TD Rushes	3	Wales, Anthony vs UAB (Oct 4, 2014)
		Allen, Leon vs Army (Nov 15, 2014)
Long Rush	80	Allen, Leon vs Army (Nov 15, 2014)
Pass attempts	66	Doughty, B. at Middle Tennessee (Sep 13, 2014)
Pass completions	46	Doughty, B. vs Bowling Green (Aug 29, 2014)
Yards Passing	593	Doughty, B. at Middle Tennessee (Sep 13, 2014)
TD Passes	8	Doughty, B. at Marshall (Nov 28, 2014)
Long Pass	75	Doughty, B. at Marshall (Nov 28, 2014)
Receptions	12	Taylor, Taywan vs Bowling Green (Aug 29, 2014)
Yards Receiving	185	Taylor, Taywan vs Bowling Green (Aug 29, 2014)
TD Receptions	3	Higbee, Tyler at Marshall (Nov 28, 2014)
Long Reception	75	Taylor, Taywan at Marshall (Nov 28, 2014)
Field Goals	4	Schwettman, G. at MT (Sep 13, 2014)
Long Field Goal	42	Schwettman, G. at FAU (Oct 18, 2014)
Punts	8	Occhipiniti, J. at Louisiana Tech (Nov 01, 2014)
Punting Avg	53.0	Occhipiniti, J. vs Bowling Green (Aug 29, 2014)
Long Punt	55	Occhipiniti, J. vs Bowling Green (Aug 29, 2014)
Punts inside 20	2	Occhipiniti, J. vs UTEP (Nov 08, 2014)
		Occhipiniti, J. at Marshall (Nov 28, 2014)
Long Punt Return	22	Towner, Kylan at FAU (Oct 18, 2014)
Long Kickoff Return	94	Towner, Kylan vs Old Dominion (Oct 25, 2014)
Tackles	15	Randall, Daquai vs UAB (Oct 4, 2014)
Sacks	2.0	Reeves, Tanner vs Bowling Green (Aug 29, 2014)
		Rocker, Gavin vs UTSA (Nov 22, 2014)
		Overstreet, D. vs Central Michigan (Dec 24, 2014)
Tackles For Loss	2.5	Rocker, Gavin vs UTSA (Nov 22, 2014)
		Overstreet, D. vs Central Michigan (Dec 24, 2014)
Interceptions	3	Leston, Branden at Marshall (Nov 28, 2014)

TEAM GAME HIGHS

Rushes	45	vs Old Dominion (Oct 25, 2014)
Yards Rushing	383	vs Army (Nov 15, 2014)
Yards Per Rush	9.3	vs Army (Nov 15, 2014)
TD Rushes	4	vs Army (Nov 15, 2014)
Pass attempts	66	at Middle Tennessee (Sep 13, 2014)
Pass completions	46	vs Bowling Green (Aug 29, 2014)
Yards Passing	593	at Middle Tennessee (Sep 13, 2014)
Yards Per Pass	14.3	vs Old Dominion (Oct 25, 2014)
TD Passes	8	at Marshall (Nov 28, 2014)
Total Plays	102	at Middle Tennessee (Sep 13, 2014)
Total Offense	738	at Marshall (Nov 28, 2014)
Yards Per Play	8.7	vs Central Michigan (Dec 24, 2014)
Points	67	at Marshall (Nov 28, 2014)
Sacks By	4	at Navy (Sep 27, 2014)
		vs Central Michigan (Dec 24, 2014)
First Downs	40	vs Bowling Green (Aug 29, 2014)
Penalties	10	at Middle Tennessee (Sep 13, 2014)
Penalty Yards	105	vs Central Michigan (Dec 24, 2014)
Turnovers	5	at Louisiana Tech (Nov 01, 2014)
Interceptions By	4	at Marshall (Nov 28, 2014)
Punts	8	at Louisiana Tech (Nov 01, 2014)
Punting Avg	53.0	vs Bowling Green (Aug 29, 2014)
Long Punt	55	vs Bowling Green (Aug 29, 2014)
Punts inside 20	2	vs UTEP (Nov 08, 2014)
		at Marshall (Nov 28, 2014)
Long Punt Return	22	at FAU (Oct 18, 2014)

GAME OPENING DRIVES

WKU					OPP				
	Plays	Yds.	TOP	Result		Plays	Yds.	TOP	Result
Bowling Green	10	83	3:20	TD		3	8	1:28	Punt
at Illinois	8	16	2:41	Fumble		4	32	0:53	TD
at MT	7	32	2:59	Punt		3	9	1:42	Punt
at Navy	9	63	3:19	FG		3	5	2:05	Punt
UAB	8	72	3:31	TD		6	36	1:22	Fumble
FAU	5	75	1:43	TD		3	0	1:31	Punt
Old Dominion	8	73	2:37	TD		6	47	1:43	TD
at LA Tech	4	57	1:15	INT		5	74	1:31	TD
UTEP	4	24	1:33	Punt		5	73	1:48	FG
Army	3	3	1:03	Punt		12	64	5:47	TD
UTSA	5	74	1:24	TD		9	48	4:15	Fumble
at Marshall	9	62	3:02	TD		2	0	0:26	INT
vs CMU	11	75	3:37	TD		3	75	1:23	TD

OPPONENT INDIVIDUAL GAME HIGHS

Rushes	34	Howard, Jordan, vs UAB (Oct 4, 2014)
Yards Rushing	233	Butler, Steward, at Marshall (Nov 28, 2014)
TD Rushes	4	Lawry, Ray, vs Old Dominion (Oct 25, 2014)
Long Rush	59	Grammer, A., at Middle Tennessee (Sep 13, 2014)
Pass attempts	50	Lunt, Wes, at Illinois (Sep 06, 2014)
Pass completions	35	Lunt, Wes, at Illinois (Sep 06, 2014)
Yards Passing	493	Rush, C., vs Central Michigan (Dec 24, 2014)
TD Passes	7	Cato, Rakeem, at Marshall (Nov 28, 2014)
		Rush, C., vs Central Michigan (Dec 24, 2014)
Long Pass	75	Clements, Cody, vs UAB (Oct 4, 2014)
Receptions	10	Shuler, Tommy, at Marshall (Nov 28, 2014)
Yards Receiving	220	Vaughan, A., vs Old Dominion (Oct 25, 2014)
TD Receptions	4	Davis, Titus, vs Central Michigan (Dec 24, 2014)
Long Reception	75	Magree, Josh, vs UAB (Oct 4, 2014)
Field Goals	3	Clark, Cody, at Middle Tennessee (Sep 13, 2014)
Long Field Goal	52	Tate, Tyler, vs Bowling Green (Aug 29, 2014)
Punts	7	Stern, vs UTSA (Nov 22, 2014)
Punting Avg	52.0	DuVernois, J., at Illinois (Sep 06, 2014)
Long Punt	68	Mattox, Jay, vs UTEP (Nov 08, 2014)
Punts inside 20	4	Stern, vs UTSA (Nov 22, 2014)
Long Punt Return	28	Burbrink, Ryan, vs Bowling Green (Aug 29, 2014)
Long Kickoff Return	100	Nelson, JJ, vs UAB (Oct 4, 2014)
Tackles	18	Sutton, Brian, vs Bowling Green (Aug 29, 2014)
Sacks	2.0	Coley, Trevon, at FAU (Oct 18, 2014)
Tackles For Loss	3.0	Coley, Trevon, at FAU (Oct 18, 2014)
Interceptions	2	Liggins, L., at Louisiana Tech (Nov 01, 2014)
		Barnes, Adairius, at Louisiana Tech (Nov 01, 2014)

OPPONENT TEAM GAME HIGHS

Rushes	64	vs UAB (Oct 4, 2014)
Yards Rushing	412	at Navy (Sep 27, 2014)
Yards Per Rush	8.1	at Marshall (Nov 28, 2014)
TD Rushes	5	at Middle Tennessee (Sep 13, 2014)
Pass attempts	50	at Illinois (Sep 06, 2014)
Pass completions	35	at Illinois (Sep 06, 2014)
Yards Passing	493	vs Central Michigan (Dec 24, 2014)
Yards Per Pass	12.0	vs UAB (Oct 4, 2014)
TD Passes	7	at Marshall (Nov 28, 2014)
		vs Central Michigan (Dec 24, 2014)
Total Plays	89	at Middle Tennessee (Sep 13, 2014)
		vs UAB (Oct 4, 2014)
		at FAU (Oct 18, 2014)
Total Offense	708	at Marshall (Nov 28, 2014)
Yards Per Play	8.7	vs Old Dominion (Oct 25, 2014)
Points	66	at Marshall (Nov 28, 2014)
Sacks By	4	at FAU (Oct 18, 2014)
First Downs	37	at Marshall (Nov 28, 2014)
Penalties	12	vs UTSA (Nov 22, 2014)
Penalty Yards	124	vs UTSA (Nov 22, 2014)
Turnovers	4	at Marshall (Nov 28, 2014)
Interceptions By	4	at Louisiana Tech (Nov 01, 2014)
Punts	7	vs UTSA (Nov 22, 2014)
Punting Avg	52.0	at Illinois (Sep 06, 2014)
Long Punt	68	vs UTEP (Nov 08, 2014)
Punts inside 20	4	vs UTSA (Nov 22, 2014)
Long Punt Return	28	vs Bowling Green (Aug 29, 2014)

SECOND HALF-OPENING DRIVES

WKU					OPP				
	Plays	Yds.	TOP	Result		Plays	Yds.	TOP	Result
Bowling Green	10	69	3:36	TD		8	75	2:30	TD
at Illinois	3	8	2:00	Punt		11	65	5:24	TD
at MT	5	19	1:19	Punt		7	35	3:38	Punt
at Navy	6	88	1:58	TD		7	77	3:16	TD
UAB	3	4	1:58	Punt		6	60	2:02	TD
FAU	3	0	2:00	Punt		8	79	3:16	TD
Old Dominion	8	75	3:30	TD		7	70	3:30	TD
at LA Tech	5	15	1:58	INT		10	86	3:20	TD
UTEP	7	75	1:57	TD		18	86	11:20	TD
Army	1	80	0:12	TD		5	20	2:50	Punt
UTSA	3	4	1:23	Punt		4	16	2:05	Punt
at Marshall	17	81	7:33	Missed FG		8	23	3:48	Punt
vs CMU	5	31	1:54	Fumble		3	-13	1:07	Punt



PARTICIPATION

NAME	GP/GS	BG	ILL	MT	NAVY	UAB	FAU	ODU	LT	UTEP	ARMY	UTSA	MAR	CMU
33 Allen, Leon	13/11	START	START	START	START	START	XXX	START	XXX	START	START	START	START	START
78 Bennett, Maurice	12/-	XXX	XXX	XXX	XXX	XXX	XXX	...	XXX	XXX	XXX	XXX	XXX	XXX
54 Bertram, Daeshawn	11/-	XXX	...	XXX	XXX	XXX	XXX	XXX	XXX	XXX	XXX	XXX	...	XXX
17 Brown, Dejon	13/11	XXX	START	START	START	START	START	START	XXX	START	START	START	START	START
92 Brown, Ge'Monee	13/3	XXX	XXX	XXX	XXX	XXX	START	XXX	START	START	XXX	XXX	XXX	XXX
7 Brown, Joe	9/-	XXX	XXX	XXX	XXX	XXX	XXX	XXX	XXX	XXX
28 Brown, Rico	13/3	START	XXX	XXX	XXX	XXX	XXX	XXX	START	XXX	XXX	XXX	XXX	XXX
17 Brown, Stephon	3/-	XXX	XXX	XXX
52 Clemmons, Cameron	13/13	START	START	START	START	START	START	START	START	START	START	START	START	START
22 Coleman, Forrest	10/2	XXX	XXX	XXX	XXX	XXX	START	START	XXX	XXX	...	XXX
35 Coley, Demetrius	13/3	XXX	XXX	START	XXX	START	XXX	XXX	XXX	XXX	START	XXX	XXX	XXX
21 Dangerfield, Jared	13/13	START	START	START	START	START	START	START	START	START	START	START	START	START
34 Davis, Drew	13/-	XXX	XXX	XXX	XXX	XXX	XXX	XXX	XXX	XXX	XXX	XXX	XXX	XXX
12 Doughty, Brandon	13/13	START	START	START	START	START	START	START	START	START	START	START	START	START
47 Dowling, Nolan	13/-	XXX	XXX	XXX	XXX	XXX	XXX	XXX	XXX	XXX	XXX	XXX	XXX	XXX
6 Duclos, Devante	6/-	XXX	XXX	XXX	XXX	...	XXX	XXX
1 Fant, Nacarius	4/-	XXX	XXX	XXX	XXX	...
14 Gardner, Juwan	8/-	XXX	XXX	...	XXX	XXX	...	XXX	XXX	XXX	...	XXX
6 German, Joel	13/-	XXX	XXX	XXX	XXX	XXX	XXX	XXX	XXX	XXX	XXX	XXX	XXX	XXX
93 Glover, Demarcus	7/3	XXX	...	XXX	START	START	START	XXX	XXX
86 Gorski, Tim	13/3	XXX	XXX	XXX	START	START	START	XXX	XXX	XXX	XXX	XXX	XXX	XXX
13 Grant, Antwane	10/5	XXX	XXX	XXX	START	XXX	START	START	START	START	XXX
70 Halpin, Max	3/3	START	START	START
80 Henry, Mitchell	12/9	START	START	START	...	XXX	XXX	START	START	START	XXX	START	START	START
82 Higbee, Tyler	11/3	XXX	XXX	XXX	START	XXX	XXX	XXX	START	START	XXX	XXX
10 Holt, Nick	13/13	START	START	START	START	START	START	START	START	START	START	START	START	START
99 Isaac, D'Von	10/1	XXX	XXX	START	XXX	...	XXX	...	XXX	XXX	XXX	XXX	XXX	...
30 Iworah, Prince	13/13	START	START	START	START	START	START	START	START	START	START	START	START	START
4 Iyiegbuniwe, Joel	3/-	XXX	XXX	XXX
29 Johnson, Leverick	11/-	XXX	XXX	XXX	XXX	XXX	XXX	XXX	XXX	XXX	...	XXX	XXX	...
18 Johnson, Shaquille	12/-	XXX	XXX	XXX	XXX	XXX	XXX	XXX	XXX	...	XXX	XXX	XXX	XXX
91 Jones, Trae	5/-	XXX	...	XXX	XXX	...	XXX	...	XXX
5 Jones, Troy	3/-	XXX	...	XXX	XXX
76 Lamp, Forrest	13/13	START	START	START	START	START	START	START	START	START	START	START	START	START
53 Leslie, Julian	2/-	XXX	...	XXX
45 Leston, Brandon	13/7	XXX	XXX	XXX	XXX	XXX	START	START	XXX	START	START	START	START	START
79 Manley, Joe	11/-	XXX	XXX	XXX	XXX	XXX	XXX	XXX	XXX	XXX	XXX	XXX
10 McNeal, Willie	13/9	START	START	START	XXX	XXX	START	START	START	START	XXX	XXX	START	START
39 Mugler, Mike	13/-	XXX	XXX	XXX	XXX	XXX	XXX	XXX	XXX	XXX	XXX	XXX	XXX	XXX
69 Nord, Matt	13/-	XXX	XXX	XXX	XXX	XXX	XXX	XXX	XXX	XXX	XXX	XXX	XXX	XXX
15 Norris, Nicholas	13/-	XXX	XXX	XXX	XXX	XXX	XXX	XXX	XXX	XXX	XXX	XXX	XXX	XXX
15 Occhipinti, Joseph	13/-	XXX	XXX	XXX	XXX	XXX	XXX	XXX	XXX	XXX	XXX	XXX	XXX	XXX
58 Overstreet, Derik	9/7	XXX	XXX	START	START	START	START	START	START	START
24 Patterson, Dalton	10/-	XXX	XXX	XXX	XXX	XXX	XXX	XXX	XXX	XXX	XXX	...
9 Randall, Daqual	8/3	XXX	START	START	XXX	START	...	XXX	XXX	XXX	...
51 Ray, Brandon	13/13	START	START	START	START	START	START	START	START	START	START	START	START	START
59 Reeves, Tanner	10/3	XXX	XXX	XXX	START	START	START	XXX	XXX	XXX	XXX
48 Robinson, Calvin	8/-	XXX	XXX	XXX	XXX	XXX	XXX	XXX	XXX
77 Rocker, Donald	13/-	XXX	XXX	XXX	XXX	XXX	XXX	XXX	XXX	XXX	XXX	XXX	XXX	XXX
88 Rocker, Gavin	13/13	START	START	START	START	START	START	START	START	START	START	START	START	START
55 Sayner, Evan	1/-	XXX
56 Schwettman, Garrett	13/-	XXX	XXX	XXX	XXX	XXX	XXX	XXX	XXX	XXX	XXX	XXX	XXX	XXX
11 Scott, Devin	12/-	XXX	XXX	XXX	XXX	XXX	XXX	...	XXX	XXX	XXX	XXX	XXX	XXX
94 Shorter, Bryan	13/9	START	START	XXX	XXX	XXX	XXX	START	START	START	START	START	START	START
41 Simmons, DeAndre	6/-	XXX	...	XXX	XXX	XXX	XXX	...	XXX
75 Sims, Jimmie	9/-	...	XXX	XXX	XXX	XXX	XXX	...	XXX	XXX	XXX	XXX
38 Singh, Ricardo	13/8	START	START	START	START	START	START	START	START	XXX	XXX	XXX	XXX	XXX
16 Smith, T.J.	13/3	START	START	START	XXX	XXX	XXX	XXX	XXX	XXX	XXX	XXX	XXX	XXX
67 Stark, Derrick	13/13	START	START	START	START	START	START	START	START	START	START	START	START	START
40 Tanner, Isaac	10/-	XXX	XXX	XXX	XXX	XXX	XXX	XXX	XXX	XXX	XXX
2 Taylor, Taywan	13/7	START	START	XXX	XXX	START	XXX	XXX	XXX	XXX	START	START	START	START
98 Terrell, Devante	13/9	START	START	START	START	START	XXX	XXX	XXX	XXX	START	START	START	START
5 Terry, Wonderful	12/-	XXX	XXX	XXX	XXX	XXX	XXX	XXX	...	XXX	XXX	XXX	XXX	XXX
19 Thomas, Cam	11/11	START	START	START	START	START	START	START	START	START	START	START
81 Townner, Kylen	12/-	XXX	XXX	XXX	...	XXX	XXX	XXX	XXX	XXX	XXX	XXX	XXX	XXX
3 Turner, Lonnie	10/-	XXX	XXX	XXX	XXX	XXX	XXX	XXX	XXX	XXX	XXX
25 Vaughan, Blair	1/-	XXX
20 Wales, Anthony	11/2	XXX	XXX	XXX	...	XXX	XXX	START	XXX	START	...	XXX	XXX	...
8 Ward, Marcus	13/12	START	START	START	START	START	XXX	START	XXX	START	START	START	START	START
26 Warr, Darnontre	12/-	...	XXX	XXX	XXX	XXX	XXX	XXX	XXX	XXX	XXX	XXX	XXX	XXX
62 Williams, Darrell	11/10	XXX	START	START	START	START	START	START	START	START	START	START
31 Williams, Terran	11/9	START	START	START	START	XXX	XXX	...	START	START	START	START
57 Young, Derrell	10/-	XXX	XXX	XXX	XXX	XXX	XXX	XXX	XXX	XXX	XXX	...



GAME 1

WKU 59, Bowling Green 31

Aug. 29, 2014 • Smith Stadium • Bowling Green, Ky.

BOWLING GREEN, Ky. (AP) -- Brandon Doughty threw for a school-record 569 yards and six touchdowns to help Western Kentucky beat Bowling Green State 59-31 on Friday night in the head coaching debuts of Jeff Brohm and Dino Babers. Brohm's Hilltoppers had a school-record 708 total yards against the defending MAC champions. Western Kentucky raced to a 21-0 lead on Leon Allen's 2-yard run, and Doughty's 55-yard touchdown pass to Taywan Taylor, and 34-yarder to Atwane Grant. Taylor finished with 12 catches for 185 yards and Jared Dangerfield had 10 catches for 92 yards and two touchdowns. Bowling Green scored in the third quarter on Andre Givens' 3-yard run and Matt Johnson's 41-yard pass to Ronnie Moore. Johnson completed 25 of 36 passes for 314 yards. Doughty countered with two more scoring strikes, finding Willie McNeal for 20 yards and Dangerfield from 5 yards out.

Scoring Summary

	1	2	3	4	OT	Score
BGSU	0	10	14	7	-	31
WKU	14	17	14	14	-	59

Team	Qtr	Time	Scoring Play	Pl.	TOP	Score
WKU	1	10:20	Allen 2 run (Schwettman kick)	10-83	3:20	7-0
WKU	1	2:29	Doughty 55 pass to Taylor (Schwettman kick)	8-88	2:12	14-0
WKU	2	8:36	Doughty 34 pass to Grant (Schwettman kick)	8-80	2:32	21-0
BGSU	2	6:54	Coppet 1 run (Tate kick)	7-70	1:42	21-7
WKU	2	4:41	Doughty 9 pass to McNeal (Schwettman kick)	6-75	2:13	28-7
BGSU	2	2:50	Tate 52 kick	6-38	1:51	28-10
WKU	2	0:00	Schwettman 29 kick	10-63	2:50	31-10
WKU	3	11:24	Doughty 5 pass to Dangerfield (Schwettman kick)	10-69	3:36	38-10
BGSU	3	8:54	Givens 3 run (Tate kick)	8-75	2:30	38-17
BGSU	3	7:16	Johnson 41 pass to Moore (Tate kick)	2-51	0:39	38-24
WKU	3	4:23	Doughty 20 pass to McNeal (Schwettman kick)	8-77	2:53	45-24
WKU	4	13:29	Doughty 5 pass to Dangerfield (Schwettman kick)	11-77	4:08	52-24
BGSU	4	10:52	Greene 8 run (Tate kick)	9-69	2:37	52-29
WKU	4	2:55	Wales 1 run (Schwettman kick)	15-75	7:57	59-31

	BGSU	WKU
First Downs	26	40
Rushes - Net Yards	35-152	40-139
Rushing Touchdowns	3	2
Yards Passing	313	569
Completions-Attempts-Int	25-36-0	46-56-0
Total Plays - Total Offense	71-465	96-708
Fumbles: Number-Lost	1-0	3-0
Penalties: Number-Yards	11-90	7-66
Punts - Avg.	4-43.0	2-53.0
Time of Possession	24:01	35:59
Third-Down Conversions	4 of 11	14 of 18
Fourth-Down Conversions	0 of 1	0 of 0

RUSHING: BGSU- Green 18-91/1; Coppet 6-65/1; Givens 5-17/1; Johnson 6-(-22); **WKU-** Allen 28-99/1; Wales 8-27/1; Towner 2-15; Doughty 3-(-2)

PASSING: BGSU- Johnson 25-36-0, 314 - TD; **WKU-** Doughty 46-56-0, 569 - 6 TD

RECEIVING: BGSU- Lewis 8-78; Dieter 7-78; Jackson 5-58; Moore 2-64/1; Greene 2-18; Burbrink 1-18; **WKU-** Taylor 12-185/1; Dangerfield 10-92/2; Henry 6-77; Allen 6-53; McNeal 5-70/2; Grant 3-53/1; Wales 2-9; German 1-24; Norris 1-6

GAME 2

Illinois 42, WKU 34

Sept. 6, 2014 • Memorial Stadium • Champaign, Ill.

CHAMPAIGN, Ill. (AP) -- Illinois quarterback Wes Lunt threw for three touchdowns and Taylor Barton returned an interception for a late score to secure a comeback win over Western Kentucky Saturday, 42-34. Lunt was 35 of 50 with one interception for the Illini (2-0). Barton picked off Hilltopper quarterback Brandon Doughty in the fourth quarter for a 77-yard touchdown that put Illinois up 35-27. Hilltopper running back Leon Allen finished with 118 yards on 24 carries and a touchdown. Doughty was 28 of 48 for 297 yards, a touchdown and the interception.

Scoring Summary

	1	2	3	4	OT	Score
WKU	3	14	10	7	-	34
Illinois	7	7	7	21	-	42

Team	Qtr	Time	Scoring Play	Pl.	TOP	Score
ILL	1	11:26	Ferguson, Josh 1 yd run (Zalewski kick)	4-32	0:53	0-7
WKU	1	5:35	Schwettman 41 kick	5-16	1:23	3-7
WKU	2	11:12	Allen 1 run (Schwettman kick)	18-99	5:58	10-7
WKU	2	4:15	Doughty 16 pass to Higbee (Schwettman kick)	8-67	2:44	17-7
ILL	2	0:41	Dudek 0 fumble recovery (Zalewski kick)	11-74	3:34	17-14
ILL	3	9:36	Lunt 8 pass to Barr (Zalewski kick)	11-65	5:24	17-21
WKU	3	4:09	Terry 95 fumble recovery (Schwettman kick)	-	-	24-21
WKU	3	2:00	Schwettman 19 kick	4-5	1:09	27-21
ILL	4	12:27	Lunt 62 pass to Hardee (Zalewski kick)	9-88	4:33	27-28
ILL	4	10:15	Barton 77 interception return (Zalewski kick)	-	-	27-35
ILL	4	1:43	Young 1 run (Zalewski kick)	5-21	2:19	27-42
WKU	4	0:26	Doughty 14 pass to Grant (Schwettman kick)	7-75	1:17	34-42

	WKU	Illinois
First Downs	23	28
Rushes - Net Yards	30-103	35-64
Rushing Touchdowns	1	2
Yards Passing	297	456
Completions-Attempts-Int	28-48-1	35-50-1
Total Plays - Total Offense	78-400	85-520
Fumbles: Number-Lost	4-2	4-2
Penalties: Number-Yards	5-24	9-69
Punts - Avg.	4-38.8	1-52.0
Time of Possession	24:54	35:06
Third-Down Conversions	7 of 16	9 of 13
Fourth-Down Conversions	1 of 2	0 of 1

RUSHING: WKU- Allen 24-118/1; Towner 1-7; Wales 1-3; Doughty 3-(-1); Occhipinti 1-(-24) **III.-** Young 14-47/1; Ferguson 14-32/1; Davis 1-2; Dudek 1-2; Lunt 3-(-17); **TEAM** 2-(-2)

PASSING: WKU- Doughty 28-48-1, 297 - 2 TD **III.-** Lunt 35-50-1, 456 - 3 TD

RECEIVING: WKU- Allen 6-56; Grant 4-58/1; McNeal 4-39; Dangerfield 3-31; Higbee 3-30/1; Taylor 3-16; German 2-35; Henry 1-20; Norris 1-11; Towner 1-1 **III.-** Allison 8-97; Hardee 6-110/1; Turner 6-56; Dudek 4-55/1; Barr 4-46/1; LaCosse 3-37; Davis 2-34; Ferguson 2-21



GAME 3

Middle Tennessee 50, WKU 47 (3OT)

Sept. 13, 2014 • Floyd Stadium • Murfreesboro, Tenn.

MURFREESBORO, Tenn. (AP) -- Austin Grammar threw a 25-yard touchdown pass to EdMarques Batties in the third overtime to give Middle Tennessee a 50-47 win over Western Kentucky in the conference opener for both schools on Saturday night. Grammar ran for a 1-yard touchdown in the first overtime. The teams traded field goals in the second OT. The Hilltoppers' Garrett Schwettman made his fourth field goal, a 27-yarder, in the third overtime before Grammar's game-winning strike. Grammar threw for 218 yards, and ran for 125 yards and three touchdowns. His 59-yard touchdown run gave the Blue Raiders (2-1, 1-0 Conference USA) an early 7-0 lead, and he ran for an 11-yard score to tie it at 24 at halftime. Schwettman's 24-yard field goal with 20 seconds sent it to overtime tied at 34. Brandon Doughty was 43 of 66 for a C-USA record 593 yards and threw four touchdown passes for Western Kentucky (1-2).

Scoring Summary

	1	2	3	4	OT	Score
WKU	3	21	0	10	7-3-3	47
MT	14	10	0	10	7-3-6	50

Team	Qtr	Time	Scoring Play	Pl.	TOP	Score
MT	1st	7:20	Austin Grammar 59 run (Clark kick)	2-67	0:33	0-7
WKU	1st	2:23	Schwettman 20 kick	16-84	4:57	3-7
MT	1st	1:23	Parker 7 run (Clark kick)	4-65	1:00	3-14
WKU	2nd	14:31	Doughty 47 pass to Norris (Schwettman kick)	6-78	1:52	10-14
WKU	2nd	10:38	Doughty 14 pass to Dangerfield (Schwettman kick)	7-76	2:44	17-14
WKU	2nd	5:51	Allen 2 run (Schwettman kick)	7-76	3:18	24-14
MT	2nd	1:58	Clark 37 kick	13-64	3:53	24-17
MT	2nd	0:13	Grammar 11 run (Clark kick)	7-54	1:27	24-24
MT	4th	11:37	Tucker 2 run (Clark kick)	8-80	2:36	24-31
WKU	4th	9:25	Doughty 19 pass to Henry (Schwettman kick)	8-65	2:12	31-31
MT	4th	2:29	Clark 29 kick	17-68	6:56	31-34
WKU	4th	0:20	Schwettman 24 kick	14-70	2:09	34-34
WKU	OT	15:00	Doughty 25 pass to Henry (Schwettman kick)	1-25	0:00	41-34
MT	OT	15:00	Grammar 1 run (Clark kick)	7-25	0:00	41-41
MT	OT	15:00	Clark 42 kick	4-0	0:00	41-44
WKU	OT	15:00	Schwettman 36 kick	4-6	0:00	44-44
WKU	OT	15:00	Schwettman 27 kick	6-15	0:00	47-44
MT	OT	15:00	Grammar 25 pass to Batties	1-25	0:00	47-50

WKU MT

First Downs	33	28
Rushes - Net Yards	36-125	61-323
Rushing Touchdowns	1	5
Yards Passing	593	218
Completions-Attempts-Int	43-66-1	17-28-0
Total Plays - Total Offense	102-718	89-541
Fumbles: Number-Lost	0-0	1-0
Penalties: Number-Yards	10-92	7-62
Punts - Avg.	3-31.0	6-40.2
Time of Possession	30:46	29:14
Third-Down Conversions	12 of 21	7 of 18
Fourth-Down Conversions	0 of 1	2 of 2

RUSHING: WKU- Allen 30-128/1; Wales 3-13; Towner 1 (-2); Occhipinti 2 (-14) **MT-** Grammar 19-125/3; Whatley 15-74; Tucker 13-67/1; Bryson 5-34; Parker 8-26/1; TEAM 1 (-3)

PASSING: WKU- Doughty 43-66-1, 593 - 4 TD **MT-** Grammar 17-28-0, 218 - TD

RECEIVING: WKU- Henry 7-128/2; Dangerfield 7-107/1; Norris 6-174/1; Grant 6-73; McNeal 6-31; Allen 4-8; Higbee 2-48; German 2-17; Taylor 2-4; Fant 1-3 **MT-** Henry 6-54; Collis 4-36; Bryson 3-27; Batties 2-38/1; Tucker 1-52; Clarke 1-11

GAME 4

WKU 36, Navy 27

Sept. 27, 2014 • Navy-Marine Corps Stadium • Annapolis, Md.

ANNAPOLIS, Md. (AP) -- Brandon Doughty completed 38 of 54 passes for 387 yards with a pair of touchdowns to lead Western Kentucky to a 36-27 victory over Navy on Saturday. Doughty, who entered leading the nation in passing yards per game (486.3) and total offense per game (480.7), also ran for a score and had an interception. Leon Allen had 102 yards on 17 carries for the Hilltoppers (2-2). Western Kentucky finished with 552 yards of total offense. Navy quarterback Keenan Reynolds ran 130 yards on 23 carries with two touchdowns and a fumble. Reynolds has scored in 12 consecutive games, which is also the longest current streak in the nation. Noah Copeland had 104 yards on just 5 carries, including a 41-yard touchdown in the second quarter for the Midshipmen (2-3). Navy amassed 412 yards rushing.

Scoring Summary

	1	2	3	4	OT	Score
WKU	3	10	9	14	-	36
Navy	7	7	7	6	-	27

Team	Qtr	Time	Scoring Play	Pl.	TOP	Score
WKU	1st	11:41	Schwettman 37 kick	9-63	3:19	3-0
Navy	1st	2:05	Reynolds 4 rush (Sloan kick)	9-76	4:28	3-7
WKU	2nd	13:03	Schwettman 36 kick	12-57	4:02	6-7
Navy	2nd	10:58	Copeland 41 rush (Sloan kick)	5-74	2:05	6-14
WKU	2nd	09:32	Doughty 13 pass to McNeal (Schwettman kick)	3-24	0:26	13-14
Navy	3rd	11:44	Gulley 19 rush (Sloan kick)	7-77	3:16	13-21
WKU	3rd	09:46	Doughty 31 pass to Dangerfield (2PT failed)	6-88	1:58	19-21
WKU	3rd	00:26	Schwettman 33 kick	5-47	1:53	22-21
WKU	4th	06:52	Doughty 1 rush (Schwettman kick)	15-91	6:11	29-21
Navy	4th	04:31	Reynolds 2 rush (2PT intercepted)	6-79	2:21	29-27
WKU	4th	00:45	Terry 43 interception return (Schwettman kick)	-	-	36-27

WKU Navy

First Downs	30	22
Rushes - Net Yards	34-164	52-412
Rushing Touchdowns	1	4
Yards Passing	387	55
Completions-Attempts-Int	38-54-1	3-15-1
Total Plays - Total Offense	88-551	67-467
Fumbles: Number-Lost	0-0	2-1
Penalties: Number-Yards	7-66	3-25
Punts - Avg.	5-38.6	5-44.8
Time of Possession	29:47	30:13
Third-Down Conversions	7 of 15	2 of 11
Fourth-Down Conversions	0 of 0	1 of 3

RUSHING: WKU- Allen 17-102; Wales 14-60; Doughty 2-3/1; TEAM 1 (-1) **Navy-** Reynolds 24-121/2; Copeland 5-104; Swain 6-52; Gulley 4-32; Sanders 2-31; Cass Jr. 2-23; Williams 2-21; Brown 2-15; Whiteside 4-8; Singleton 1-5

PASSING: WKU- Doughty 38-54-1, 387 - 2 TD **Navy-** Reynolds 3-14-1, 55

RECEIVING: WKU- Dangerfield 7-74/1; Taylor 6-78; Grant 6-60; Allen 6-58; McNeal 5-42/1; Wales 4-39; Higbee 2-26; German 2-10 **Navy-** Brown 1-24; Cass Jr. 1-19; Tillman 1-12



GAME 5

UAB 42, WKU 39

Oct. 4, 2014 • Smith Stadium • Bowling Green, Ky.

BOWLING GREEN, Ky. (AP) -- UAB scored 21 straight points to open the second half on its way to a 42-39 win over Western Kentucky Saturday night. Blazer's Jordan Howard had 183 yards rushing with two touchdowns as the Blazers racked up 591 yards of offense against the Hilltoppers. UAB (3-2, 1-1 Conference USA) opened the game with a J.J. Nelson 100-yard kick return for a touchdown, but trailed 27-14 at halftime. Anthony Wales scored three touchdowns with scores of 2, 75, and 21 yards in the first half and finished with 138 rushing yards for Western Kentucky (2-3, 0-2). Ricardo Singh intercepted a rushed Cody Clements pass and returned it 85 yards for a touchdown, giving the Hilltoppers a 39-35 lead as the third quarter expired. Brandon Doughty, who averaged 461.5 passing yards per game entering the contest, completed 25 of 37 passes for 319 yards and two touchdowns for Western Kentucky.

Scoring Summary

	1	2	3	4	OT	Score
UAB	14	0	21	7	-	42
WKU	20	7	12	0	-	39

Team	Qtr	Time	Scoring Play	Pl.	TOP	Score
UAB	1st	14:47	NELSON, JJ 100 yd kickoff return (Long kick)	-	-	7-0
WKU	1st	11:10	Doughty 15 pass to Taylor (Schwetman kick)	8-72	3:31	7-7
WKU	1st	06:50	Wales 2 run (Schwetman kick)	7-62	2:52	7-14
UAB	1st	02:40	Clements 24 pass to Backmann (Long kick)	13-80	4:02	14-14
WKU	1st	02:29	Wales 75 run (Schwetman kick blocked)	1-75	0:11	14-20
WKU	2nd	06:30	Wales 21 run (Schwetman kick)	4-78	1:25	14-27
UAB	3rd	10:55	Howard 1 run (Long kick)	6-60	2:02	21-27
UAB	3rd	08:16	Clements 5 run (Long kick)	5-34	1:27	28-27
UAB	3rd	05:52	Clements 75 pass to Magee (Long kick)	2-75	0:57	35-27
WKU	3rd	02:55	Doughty 24 pass to Grant (2PT failed)	8-75	2:57	35-33
WKU	3rd	00:00	Singh 85 INT return (2PT failed)	-	-	35-39
UAB	4th	12:17	Howard 15 run (Long kick)	6-86	3:43	42-39

	UAB	WKU
First Downs	32	25
Rushes - Net Yards	64-291	28-184
Rushing Touchdowns	3	3
Yards Passing	300	319
Completions-Attempts-Int	22-25-1	25-37-0
Total Plays - Total Offense	89-591	65-503
Fumbles: Number-Lost	2-9	0-0
Penalties: Number-Yards	7-55	6-50
Punts - Avg.	2-40.0	3-39.3
Time of Possession	36:20	23:40
Third-Down Conversions	10 of 15	3 of 10
Fourth-Down Conversions	2 of 2	1 of 3

RUSHING: UAB- Howard 34-183/2; Vinson 16-76; Nelson 1-18; Clements 10-11/1; Humphrey 1-5; TEAM 2-(-2) **WKU**- Wales 14-138/3; Allen 9-29; Doughty 3-16; Brown 1-1; TEAM 1-0

PASSING: UAB- Clements 22-25-1, 300 - 2 TD **WKU**- Doughty 25-37-0, 319 - 2 TD

RECEIVING: UAB- Humphrey 8-93; Height 4-21; Magee 2-81; Nelson 2-43; Powell 2-14; Backman 1-24; Everett 1-17; Henderson 1-5; Vinson 1-2 **WKU**- Grant 5-51/1; McNeal 5-49; Henry 4-56; Norris 3-48; Taylor 3-44/1; German 2-43; Wales 1-13; Allen 1-9; Dangerfield 1-6

GAME 6

FAU 45, WKU 38

Oct. 18, 2014 • FAU Stadium • Boca Raton, Fla.

BOCA RATON, Fla. (AP) -- Jaquez Johnson connected with Lucky Whitehead on a 61-yard pass play with 1:23 left and Florida Atlantic rallied for a 45-38 victory over Western Kentucky on Saturday. The Owls (3-4, 2-1 Conference USA) trailed 38-28 entering the fourth quarter but Greg Joseph kicked a field goal after missing two previous tries and Greg Howell scored his first touchdown of the season on 4-yard run with 2:18 left to tie the game. Johnson, who also ran for a score, was 23-of-34 passing for 325 yards and three touchdowns, two to Whitehead, the conference's all-purpose yardage and receptions leader coming in. Whitehead had 125 yards receiving. Brandon Doughty was 28 of 44 for 335 yards with three scores and an interception for the Hilltoppers (2-4, 0-3). Leon Allen ran for two scores for WKU, which tied a program record by scoring 30-plus points for the eighth straight game over two seasons.

Scoring Summary

	1	2	3	4	OT	Score
WKU	17	14	7	0	-	38
FAU	7	7	14	17	-	45

Team	Qtr	Time	Scoring Play	Pl.	TOP	Score
WKU	1st	13:17	Doughty 50 pass to Taylor (Schwetman kick)	5-75	1:43	7-0
WKU	1st	11:39	Doughty 30 pass to McNeal (Schwetman kick)	1-30	0:07	14-0
FAU	1st	7:37	Johnson 11 pass to Woods (Joseph kick)	9-64	4:02	14-7
WKU	1st	2:55	Schwetman 42 kick	7-18	2:18	17-7
WKU	2nd	3:24	Allen 1 run (Schwetman kick)	12-71	4:43	24-7
FAU	2nd	0:56	Johnson 1 run (Joseph kick)	8-75	2:28	24-14
WKU	2nd	0:12	Doughty 22 pass to Henry (Schwetman kick)	5-72	0:44	31-14
FAU	3rd	11:44	Johnson 20 pass to Whitehead (Joseph kick)	8-79	3:16	31-21
FAU	3rd	8:05	Johnson 1 run (Joseph kick)	4-65	1:39	31-28
WKU	3rd	2:13	Allen 2 run (Schwetman kick)	17-75	5:52	38-28
FAU	4th	11:52	Joseph 32 kick	11-54	5:21	38-31
FAU	4th	2:18	Howell 4 run (Joseph kick)	14-96	7:51	38-38
FAU	4th	1:23	Johnson 61 pass to Whitehead (Joseph kick)	2-64	0:16	38-45

	WKU	FAU
First Downs	23	29
Rushes - Net Yards	26-67	54-278
Rushing Touchdowns	2	3
Yards Passing	335	341
Completions-Attempts-Int	28-44-1	24-35-0
Total Plays - Total Offense	70-402	89-619
Fumbles: Number-Lost	1-1	1-1
Penalties: Number-Yards	3-25	6-59
Punts - Avg.	3-36.7	6-40.0
Time of Possession	23:34	36:26
Third-Down Conversions	5 of 12	8 of 18
Fourth-Down Conversions	1 of 2	6 of 6

RUSHING: WKU- Allen 12-58/2; Wales 7-22; Towner 1-(-1); Doughty 6-(-12) **FAU**- Howell 21-118/1; Johnson 17-95/2; Moore 13-54; Jackson 3-11

PASSING: WKU- Doughty 28-44-1, 335 - 3 TD **FAU**- Johnson 23-34-0, 325 - 3 TD

RECEIVING: WKU- Dangerfield 6-39; McNeal 5-56/1; Taylor 4-78/1; Grant 4-66; Wales 4-42; Henry 2-36/1; Norris 1-16; German 1-3; Allen 1-(-1) **FAU**- Whitehead 8-125/2; Woods 4-83/1; Stoshak 3-40; Jackson 2-29; Moise 2-22; Moore 1-14; Cunningham 1-13; Dukes 1-13; Deleon 1-1; Hankerson 1-1



GAME 7

WKU 66, Old Dominion 51

Oct.25, 2014 • Smith Stadium • Bowling Green, Ky.

BOWLING GREEN, Ky. (AP) -- Brandon Doughty completed 23 of 26 passes for 371 yards and five touchdowns and Western Kentucky earned its first win in Conference USA, beating Old Dominion 66-51 on Saturday. Western Kentucky (3-4, 1-3 Conference USA) sealed the win with a 96-yard interception return for a touchdown by Juwan Gardner, which put the Hilltoppers up 63-51 with 8:54 left. Western Kentucky's Leon Allen rushed for a career high 182 yards on 32 carries, including a one-yard touchdown run to open the scoring. Back-to-back second-quarter touchdown passes from Doughty to Joel German and Antwane Grant made it 21-3 after the first quarter. Along with WKU's season-high 66 points, Doughty surpassed his own single-season passing yards record set last season (2,857), and the single-season record for touchdown passes while moving his 2014 totals up to 2,871 yards, 24 touchdowns with five interceptions.

Scoring Summary

	1	2	3	4	OT	Score
ODU	3	27	21	0	-	51
WKU	21	21	14	10	-	66

Team	Qtr	Time	Scoring Play	Pl.	TOP	Score
WKU	1st	12:23	Allen 1 run (Schwettman kick)	8-73	2:37	0-7
ODU	1st	10:33	Cervi 41 kick	6-47	1:43	3-7
WKU	1st	5:24	Doughty 6 pass to Grant (Schwettman kick)	7-41	2:41	3-14
WKU	1st	3:22	Doughty 45 pass to German (Schwettman kick)	2-45	0:33	3-21
ODU	2nd	14:36	Lawry 12 run (Cervi kick)	11-83	3:40	10-21
ODU	2nd	12:23	Lawry 1 run (Cervi kick failed)	7-44	1:54	16-21
WKU	2nd	10:19	Doughty 16 pass to Grant (Schwettman kick)	6-76	1:59	16-28
ODU	2nd	8:52	Heinicke 19 pass to Vaughan (Cervi kick)	4-75	1:27	23-28
WKU	2nd	8:19	Doughty 34 pass to Taylor (Schwettman kick)	2-61	0:25	23-35
ODU	2nd	2:41	Heinicke 28 pass to Vaughn (Cervi kick)	11-89	5:32	30-35
WKU	2nd	0:12	Doughty 19 pass to Dangerfield (Schwettman kick)	11-77	2:22	30-42
ODU	3rd	11:22	Lawry 17 run (Cervi kick)	7-70	3:30	37-42
WKU	3rd	11:09	Towner 94 kickoff return (Schwettman kick)	-	-	37-49
ODU	3rd	8:41	Lawry 4 run (Cervi kick)	5-76	2:19	44-49
WKU	3rd	5:11	Allen 12 run (Schwettman kick)	8-75	3:30	44-56
ODU	3rd	2:05	Heinicke 39 pass to Vaughan (Cervi kick)	7-71	2:59	51-56
WKU	4th	8:54	Gardner 96 INT return (Schwettman kick)	-	-	51-63
WKU	4th	2:04	Schwettman 27 kick	11-60	5:23	51-66

	ODU	WKU
First Downs	29	32
Rushes - Net Yards	34-172	45-230
Rushing Touchdowns	4	2
Yards Passing	471	371
Completions-Attempts-Int	27-40-2	23-26-0
Total Plays - Total Offense	74-643	71-601
Fumbles: Number-Lost	1-1	2-2
Penalties: Number-Yards	5-51	3-40
Punts - Avg.	2-36.5	1-37.0
Time of Possession	32:07	27:53
Third-Down Conversions	8 of 13	5 of 8
Fourth-Down Conversions	2 of 2	0 of 0

RUSHING: ODU- Lawry 25-148/4; Johnson 4-11; Boyd 1-9; Heinicke 4-4 **WKU-** Allen 32-182/2; Wales 7-45; Warr 2-5; Doughty 3-(-2); **TEAM** 1-0

PASSING: ODU- Heinicke 27-40-2, 471 - 3 TD **WKU-** Doughty 23-26-0, 371 - 5 TD

RECEIVING: ODU- Vaughn 8-94/1; Vaughan 6-220/2; Washington 4-36; Pascal 3-54; Lawry 2-39; Little 1-12; Duhart 1-8; Johnson 1-6; Heinicke 1-2 **WKU-** Dangerfield 8-95/1; Taylor 4-77/1; Grant 4-61/2; Henry 2-54; Allen 2-31; German 1-45/1; Wales 1-7; Norris 1-1

GAME 8

LA Tech 59, WKU 10

Nov. 1, 2014 • Ailett Stadium • Ruston, La.

RUSTON, La. (AP) -- Cody Sokol threw for five touchdowns and ran in a sixth to lead Louisiana Tech to a 59-10 win over Western Kentucky on Saturday. Louisiana Tech (6-3, 5-0 Conference USA) never trailed as Sokol, who finished 30 of 42 for 335 yards and an interception, spread the ball around. Trent Taylor had nine catches for 113 yards and three touchdowns, Kenneth Dixon hauled in an 18-yard TD pass and ran in another score from the 48, and Paul Turner had an 11-yard TD grab. Carlos Henderson returned a kickoff 96 yards for a touchdown. It was the second game this season that Sokol threw five touchdowns as the Bulldogs outgained Western Kentucky (3-5, 1-4) in total yardage 507 to 297. Brandon Doughty was 14 of 35 for 134 yards for Western Kentucky, including a 46-yard touchdown strike to Taywan Taylor.

Scoring Summary

	1	2	3	4	OT	Score
WKU	7	3	0	0	-	10
LA Tech	10	21	21	7	-	59

Team	Qtr	Time	Scoring Play	Pl.	TOP	Score
LT	1st	12:14	Dixon 48 run (Fischer kick)	5-74	1:31	0-7
LT	1st	2:40	Fischer 51 kick	4-1	1:01	0-10
WKU	1st	00:00	Doughty 46 pass to Taylor (Schwettman kick)	6-94	2:35	7-10
LT	2nd	14:47	Henderson 96 kickoff return (Fischer kick)	-	-	7-17
LT	2nd	9:44	Sokol 7 pass to Taylor (Fischer kick)	6-84	2:40	7-24
WKU	2nd	4:15	Schwettman 31 kick	11-54	3:48	10-24
LT	2nd	0:37	Sokol 19 pass to Taylor (Fischer kick)	8-79	3:38	10-31
LT	3rd	11:40	Sokol 18 pass to Dixon (Fischer kick)	10-86	3:20	10-38
LT	3rd	8:49	Sokol 9 pass to Taylor (Fischer kick)	5-19	2:51	10-45
LT	3rd	4:12	Sokol 11 pass to Turner (Fischer kick)	2-25	0:42	10-52
LT	4th	14:09	Sokol 3 run (Fischer kick)	9-69	3:28	10-59

	WKU	LT
First Downs	15	31
Rushes - Net Yards	33-152	34-129
Rushing Touchdowns	0	2
Yards Passing	145	378
Completions-Attempts-Int	16-39-4	34-49-1
Total Plays - Total Offense	72-297	83-507
Fumbles: Number-Lost	1-1	2-2
Penalties: Number-Yards	8-93	2-15
Punts - Avg.	8-36.2	2-33.5
Time of Possession	26:54	33:06
Third-Down Conversions	4 of 15	7 of 13
Fourth-Down Conversions	0 of 1	0 of 2

RUSHING: **WKU-** Allen 14-76; Wales 4-54; Jones 3-24; Warr 8-21; Doughty 4-(-23) **LT-** Dixon 14-77/1; Martin 2-34; Brice 2-16; Higgins 3-9; Craft 4-6; Williams 1-3; King 2-2

PASSING: **WKU-** Doughty 14-35-4, 134 - TD; Jones 2-4-0, 11 **LT-** Sokol 30-42-1, 335 - 5 TD; Higgins 2-4-0, 23; Burch 2-3-0, 20

RECEIVING: **WKU-** Grant 4-20; German 3-34; Taylor 2-50/1; Allen 2-1; McNeal 2-(-3); Norris 1-19; Dangerfield 1-15; Wales 1-9 **LT-** Taylor 9-113/3; Turner 9-84/1; Dixon 3-49/1; Oliver 2-35; Grant 2-27; Henderson 2-26; Watt 2-18; Gaines 1-10; Craft 1-6; Griffin 1-6; King 1-5; McAlindon 1-(-1)



GAME 9

WKU 35, UTEP 27

Nov. 8, 2014 • Smith Stadium • Bowling Green, Ky.

BOWLING GREEN, Ky. (AP) -- Western Kentucky scored 21 unanswered points in the second half to notch a 35-27 win over UTEP Saturday. Wonderful Terry's 90-yard interception return for a touchdown with 12:40 left gave the Hilltoppers (4-5, 2-4 Conference USA) their first lead since the first quarter. Brandon Doughty completed 23-of-34 passes for 324 yards and three touchdowns, including a 10-yard pass to Leon Allen with 7:41 left to seal the win and keep UTEP one-win away from bowl eligibility. Allen had eight catches for 88 yards while Joel German registered three receptions for 92 yards and a 50-yard touchdown catch from Doughty in the first quarter.

Scoring Summary

	1	2	3	4	OT	Score
UTEP	17	3	7	0	-	27
WKU	7	7	7	14	-	35

Team	Qtr	Time	Scoring Play	Pl.	TOP	Score
UTEP	1st	11:39	Mattox 28 kick	5-73	1:48	3-0
WKU	1st	8:58	Doughty 50 pass to German (Schettman kick)	7-75	2:41	3-7
UTEP	1st	8:44	Golden 92 kick return (Mattox kick)	-	-	10-7
UTEP	1st	2:35	Bell 1 run (Mattox kick)	7-53	4:17	17-7
UTEP	2nd	6:42	Mattox 29 kick	8-31	2:39	20-7
WKU	2nd	3:11	Allen 2 run (Schwettman kick)	8-74	3:23	20-14
UTEP	3rd	03:35	Jeffrey 3 run (Mattox kick)	18-86	11:20	27-14
WKU	3rd	01:38	Doughty 7 pass to McNeal (Schwettman kick)	7-75	1:57	27-21
WKU	4th	12:40	Terry 90 interception return (Schwettman kick)	-	-	27-28
WKU	4th	07:41	Doughty 10 pass to Allen (Schwettman kick)	6-73	2:55	27-35

	UTEP	WKU
First Downs	19	16
Rushes - Net Yards	46-236	21-34
Rushing Touchdowns	2	1
Yards Passing	158	324
Completions-Attempts-Int	9-22-1	23-34-0
Total Plays - Total Offense	68-394	55-358
Fumbles: Number-Lost	0-0	1-0
Penalties: Number-Yards	5-37	3-24
Punts - Avg.	4-42.0	6-35.3
Time of Possession	36:33	23:27
Third-Down Conversions	8 of 16	6 of 13
Fourth-Down Conversions	0 of 1	0 of 0

RUSHING: UTEP- Bell 18-68/1; Hamm 6-68; Jeffrey 12-49/1; Showers 7-36; Laufasa 3-15 **WKU-** Allen 14-48/1; Doughty 4-(-12); TEAM 3-(-2)

PASSING: UTEP- Showers 9-22-1, 158 **WKU-** Doughty 23-34-0, 324 - 3 TD

RECEIVING: UTEP- Golden 3-34; Jeffrey 3-25; Hamilton 2-91; Laufasa 1-8 **WKU-** Allen 8-88/1; McNeal 5-41/1; German 3-92/1; Grant 3-37; Dangerfield 2-53; Taylor 1-12; Henry 1-1

GAME 10

WKU 52, Army 24

Nov. 15, 2014 • Smith Stadium • Bowling Green, Ky.

BOWLING GREEN, Ky. (AP) -- Leon Allen broke the Conference USA single-game rushing yards record with 345 yards and three touchdowns as the Hilltoppers defeated Army 52-24. Western Kentucky (5-5, 2-4 Conference USA) registered 561 yards of offense to win back-to-back games for the first time this season, placing them one win away from bowl eligibility. Allen scored on rushes of 1, 12, and a career-long 80-yards to give WKU its second-straight win over Army, and its fourth-straight versus the triple-option offense. Brandon Doughty threw for three scores on 178 yards that included a 45-yarder to Willie McNeal as time expired in the first half for the 24-10 halftime lead. Larry Dixon led the Black Knights with 131 yards and a 58-yard touchdown run in the third quarter as Army registered 293 yards on the ground.

Scoring Summary

	1	2	3	4	OT	Score
Army	7	3	14	0	-	24
WKU	14	10	14	14	-	52

Team	Qtr	Time	Scoring Play	Pl.	TOP	Score
ARMY	1st	8:10	Santiago 1 run (Grochowski kick)	12-64	5:47	7-0
WKU	1st	5:41	Allen 12 run (Schwettman kick)	7-68	2:22	7-7
WKU	1st	1:18	Doughty 15 run (Schwettman kick)	3-19	0:55	7-14
ARMY	2nd	11:59	Grochowski 43 kick	10-51	4:14	10-14
WKU	2nd	8:49	Schwettman 36 kick	8-53	3:02	10-17
WKU	2nd	0:00	Doughty 45 pass to McNeal (Schwettman kick)	7-80	1:43	10-24
WKU	3rd	11:49	Allen 80 run (Schwettman kick)	1-80	0:12	10-31
ARMY	3rd	3:59	Santiago 54 run (Grochowski kick)	2-59	0:41	17-31
WKU	3rd	0:47	Doughty 6 pass to Dangerfield (Schwettman kick)	7-69	3:04	17-38
ARMY	3rd	0:26	Dixon 58 run (Grochowski kick)	1-58	0:12	24-38
WKU	4th	14:15	Allen 1 run (Schwettman kick)	4-62	1:03	24-45
WKU	4th	10:24	Doughty 9 pass to Norris (Schwettman kick)	6-29	3:47	24-52

	Army	WKU
First Downs	18	22
Rushes - Net Yards	57-293	41-383
Rushing Touchdowns	3	4
Yards Passing	40	178
Completions-Attempts-Int	3-6-0	16-25-0
Total Plays - Total Offense	63-333	66-561
Fumbles: Number-Lost	1-0	1-0
Penalties: Number-Yards	3-20	7-80
Punts - Avg.	3-36.7	3-34.3
Time of Possession	31:33	28:27
Third-Down Conversions	6 of 13	8 of 14
Fourth-Down Conversions	0 of 2	1 of 1

RUSHING: Army- Dixon 15-131/1; Santiago 19-78/2; Giachinta 13-63; Maples 2-21; Turrentine 1-16; Walker 2-9; Kemper 1-5; Baggett 3-3; TEAM 1-(-33) **WKU-** Allen 33-345/3; Wales 2-33; Doughty 4-6/1; TEAM 2-(-1)

PASSING: Army- Santiago 3-6-0, 40 **WKU-** Doughty 16-25-0, 178 - 3 TD

RECEIVING: Army- Poe 2-26; Walker 1-14 **WKU-** Dangerfield 7-73/1; McNeal 3-57/1; Norris 2-18/1; Allen 2-12; Henry 1-18; German 1-0



GAME 11

WKU 45, UTSA 7

Nov. 22, 2014 • Smith Stadium • Bowling Green, Ky.,

BOWLING GREEN, Ky. (AP) -- Western Kentucky coach Jeff Brohm believes his team is playing its best football of the season, and the numbers speak for themselves. Brandon Doughty completed 26 of 35 passes for 346 yards and five touchdowns Saturday and Western Kentucky blew by Texas-San Antonio 45-7. Western Kentucky's 466 yards of offense set a school record for total yards in a season with 5,565. Doughty threw TD passes to four receivers, including a 67-yarder to Willie McNeal for a 21-0 WKU lead. McNeal led all receivers with 105 yards on seven receptions. Jared Dangerfield caught two TD passes, his second coming on a 16-yarder from Doughty, which gave the quarterback his 50th career touchdown pass. WKU (6-5, 3-4) had shut out its opponents in the fourth quarter in the last three home contests before UTSA's late touchdown.

Scoring Summary

	1	2	3	4	OT	Score
UTSA	0	0	0	7	-	7
WKU	14	14	7	10	-	45

Team	Qtr	Time	Scoring Play	Pl.	TOP	Score
WKU	1st	12:46	Doughty 54 pass to Allen (Schwettman kick)	5-74	2:14	0-7
WKU	1st	4:22	Doughty 47 pass to Taylor (Schwettman kick)	3-61	0:54	0-14
WKU	2nd	4:33	Doughty 61 pass to McNeal (Schwettman kick)	1-67	0:12	0-21
WKU	2nd	1:15	Doughty 13 pass to Dangerfield (Schwettman kick)	4-71	1:22	0-28
WKU	3rd	8:10	Doughty 16 pass to Dangerfield (Schwettman kick)	5-81	1:37	0-35
WKU	4th	11:59	Schwettman 34 kick	10-36	5:03	0-38
UTSA	4th	8:49	Sturm 47 pass to Thomas Jr (Portillo kick)	6-70	3:03	7-38
WKU	4th	1:53	Coley 2 run (Mugler kick)	11-75	6:56	7-45

	UTSA	WKU
First Downs	12	25
Rushes - Net Yards	39-115	28-120
Rushing Touchdowns	0	1
Yards Passing	119	346
Completions-Attempts-Int	11-23-1	26-35-0
Total Plays - Total Offense	62-234	63-466
Fumbles: Number-Lost	3-1	0-0
Penalties: Number-Yards	12-124	4-40
Punts - Avg.	7-41.3	5-38.4
Time of Possession	30:26	29:34
Third-Down Conversions	2 of 13	7 of 14
Fourth-Down Conversions	1 of 3	0 of 1

RUSHING: UTSA- Robinson 10-50; Glasco II 13-30; Armstrong 5-16; Mack 1-13; Sturm 2-8; Clay 3-5; Coleman 1-3; Hubble 1(-1); Jones 3(-9) **WKU-** Allen 14-68; Wales 8-28; Jones 3-11; Towner 1-11; Coley 1-2/1; Doughty 1-0

PASSING: UTSA- Robinson 8-20-1, 60; Sturm 3-3-0, 59 - TD **WKU-** Doughty 26-35-0, 346 - 5 TD

RECEIVING: UTSA- Jones 3-11; Hesler 2(-4); Thomas Jr. 1-47/1; Armstrong 1-17; Monroe 1-16; Mack 1-14; Shaw 1-13; Harrison 1-5 **WKU-** McNeal 7-105/1; Dangerfield 4-36/2; Taylor 3-73/1; Allen 3-65/1; Henry 3-34; German 2-11; Higbee 2-23; Norris 1-2; Turner 1-1; Wales 1(-4)

GAME 12

WKU 67, No. 19 Marshall 66 (OT)

Nov. 28, 2014 • Edwards Stadium • Huntington, W. Va.

HUNTINGTON, W. Va. (AP) -- Western Kentucky coach Jeff Brohm didn't want a crazy game with No. 19 Marshall to go on any longer. If he got the chance in overtime, Brohm had already decided to try a 2-point conversion instead of settling for an extra-point kick to tie it. After Brandon Doughty threw his eighth touchdown pass, he hit Willie McNeal for the winning 2-point conversion in overtime to lift Western Kentucky over the previously unbeaten Thundering Herd 67-66 Friday. Among the records that went down: the 15 combined TD passes were the most in a game involving an FBS team. Western Kentucky (7-5, 4-4) foiled Marshall's bid for the perfect season. The teams tied the Bowl Subdivision record for the most combined points scored in a game involving a ranked team, set when West Virginia beat Baylor 70-63 in 2012. It was the highest-scoring game in Conference USA history, eclipsing East Carolina's 65-59 win over Marshall in double overtime in 2012.

Scoring Summary

	1	2	3	4	OT	Score
WKU	28	21	0	10	8	67
Marshall	21	21	7	10	7	66

Team	Qtr	Time	Scoring Play	Pl.	TOP	Score
WKU	1st	11:58	Doughty 11 pass to Higbee (Schwettman kick)	9-62	3:02	7-0
WKU	1st	11:23	Doughty 17 pass to Allen (Schwettman kick)	1-17	0:09	14-0
MAR	1st	08:56	Cato 26 pass to Shuler (Haig kick)	8-75	2:27	14-7
WKU	1st	08:45	Doughty 75 pass to Taylor (Schwettman kick)	1-75	0:11	21-7
MAR	1st	07:02	Cato 14 pass to Foster (Haig kick)	5-68	1:43	21-14
WKU	1st	04:09	Doughty 20 pass to Higbee (Schwettman kick)	8-75	2:53	28-14
MAR	1st	02:27	Cato 40 pass to Allen (Haig kick)	4-64	1:42	28-21
WKU	2nd	13:13	Allen 10 run (Schwettman kick)	4-31	1:08	35-21
WKU	2nd	10:37	Doughty 9 pass to German (Schwettman kick)	6-63	2:29	42-21
MAR	2nd	07:50	Cato 2 pass to Frohnapfel (Haig kick)	8-69	2:47	42-28
MAR	2nd	07:23	Butler 48 run (Haig kick)	1-48	0:07	42-35
WKU	2nd	02:12	Doughty 7 pass to Higbee (Schwettman kick)	3-57	0:54	49-35
MAR	2nd	01:24	Cato 33 pass to Allen (Haig kick)	3-57	0:48	49-42
MAR	3rd	00:58	Butler 22 run (Haig kick)	8-79	2:41	49-49
WKU	4th	12:55	Schwettman 21 kick	9-69	3:03	52-49
WKU	4th	09:11	Doughty 35 pass to Dangerfield (Schwettman kick)	5-65	1:46	59-49
MAR	4th	05:32	HAIG, Justin 17 yd field goal	9-58	3:39	59-52
MAR	4th	00:39	Cato 5 pass to Frohnapfel (Haig kick)	12-82	2:37	59-59
MAR	OT	15:00	Cato 25 pass to Foster (Haig kick)	2-25	0:00	59-66
WKU	OT	15:00	Doughty 25 pass to Dangerfield (McNeal pass)	2-25	0:00	67-66

	WKU	Marshall
First Downs	37	37
Rushes - Net Yards	35-222	36-291
Rushing Touchdowns	1	2
Yards Passing	516	417
Completions-Attempts-Int	35-51-2	29-46-4
Total Plays - Total Offense	86-738	82-708
Fumbles: Number-Lost	2-0	2-0
Penalties: Number-Yards	4-38	6-59
Punts - Avg.	3-41.3	2-44.0
Time of Possession	33:03	26:57
Third-Down Conversions	6 of 12	7 of 11
Fourth-Down Conversions	0 of 0	0 of 0

RUSHING: WKU- Allen 33-237/1; Doughty 2(-15) **MAR-** Butler 24-233/2; Cato 9-29; Johnson 3-29 **PASSING: WKU-** Doughty 34-50-2, 491 - 8 TD; Fant 1-1-0, 25 **MAR-** Cato 29-46-4, 417 - 7 TD **RECEIVING: WKU-** Dangerfield 8-117/2; Higbee 6-99/3; Allen 5-51/1; Taylor 4-122/1; McNeal 4-24; German 3-17/1; Norris 2-43; Henry 2-18; Gorski 1-25 **MAR-** Shuler 10-132/1; Allen 6-141/2; Foster 4-71/2; Frohnapfel 3-14/2; Wilkins 2-29; McManus 2-16; Jean-Louis 1-8; Yurachek 1-6



GAME 13

WKU 49, Central Michigan 48

Dec. 24, 2014 • Robinson Stadium • Nassau, Bahamas

NASSAU, Bahamas (AP) -- A miracle comeback for Central Michigan on a record-setting day by quarterback Cooper Rush fell just short at the inaugural Bahamas Bowl. Down by 35 points with 12 minutes remaining, Central Michigan scored the final five touchdowns of the game, including a three-lateral, 75-yard dazzler on the final play. But WKU escaped with a 49-48 victory Wednesday when Rush's 2-point conversion pass fell incomplete. The ending largely overshadowed a huge day by Doughty, who threw for 486 yards. Doughty completed 31 of 42 passes for the Hilltoppers (8-5) and capped the sixth-highest single-season touchdown total in major college football history. "It was a roller-coaster ride," said Doughty, who threw for five touchdowns and increased his nation-leading total to 49 on the season. "We were just lucky and blessed that we got the win."

Scoring Summary

	1	2	3	4	OT	Score
CMU	7	7	0	34	-	48
WKU	21	21	7	0	-	49

Team	Qtr	Time	Scoring Play	Pl.	TOP	Score
WKU	1st	11:23	Doughty 14 pass to Dangerfield (Schwettman kick)	11-75	3:37	0-7
CMU	1st	10:00	Rush 21 pass to Davis (Eavey kick)	3-75	1:23	7-7
WKU	1st	8:07	Doughty 12 pass to German (Schwettman kick)	6-75	1:53	7-14
WKU	1st	1:13	Doughty 19 pass to Grant (Schwettman kick)	9-84	3:28	7-21
WKU	2nd	10:03	Doughty 16 pass to Henry (Schwettman kick)	10-81	3:23	7-28
CMU	2nd	2:55	Rush 30 pass to Williams (Eavey kick)	12-79	6:59	14-28
WKU	2nd	1:41	Doughty 55 pass to McNeal (Schwettman kick)	3-69	1:14	14-35
WKU	2nd	0:04	Allen 1 run (Schwettman kick)	6-62	0:42	14-42
WKU	3rd	8:55	Wales 21 run (Schwettman kick)	1-21	0:10	14-49
CMU	4th	11:37	Rush 12 pass to Davis (Eavey kick)	10-80	4:42	21-49
CMU	4th	8:03	Rush 23 pass to Davis (Eavey kick)	5-50	2:04	28-49
CMU	4th	3:06	Rush 10 pass to Williams (Eavey kick)	7-64	3:10	35-49
CMU	4th	1:09	Rush 7 pass to Garland (Eavey kick)	4-55	0:51	42-49
CMU	4th	0:00	Rush 15 pass to Davis (Pass failed)	1-80	0:01	48-49

	CMU	WKU
First Downs	28	30
Rushes - Net Yards	29-114	32-161
Rushing Touchdowns	0	2
Yards Passing	493	486
Completions-Attempts-Int	28-45-1	31-42-0
Total Plays - Total Offense	74-607	74-647
Fumbles: Number-Lost	1-0	3-2
Penalties: Number-Yards	8-77	9-105
Punts - Avg.	4-19.2	3-28.0
Time of Possession	32:51	27:09
Third-Down Conversions	6 of 12	8 of 12
Fourth-Down Conversions	1 of 2	1 of 1

RUSHING: CMU- Walker 9-68; Rush 8-26; Spalding 8-12; Lavallii 4-8 **WKU-** Wales 14-95/1; Allen 13-52/1; Taylor 1-11; Doughty 2-4; Towner 1-1; TEAM 1-(-2)

PASSING: CMU- Rush 28-45-1, 493 - 7 TD **WKU-** Doughty 31-42-0, 485 - 5 TD

RECEIVING: CMU- Davis 6-137/4; Kroll 4-109; Butler 4-69; Williams 3-70; Rice 3-32; Kinville 2-26; Spalding 2-17; Lavallii 2-5; Bacci 1-21; Garland 1-7/1 **WKU-** McNeal 5-155/1; Dangerfield 5-87/1; Allen 5-45; German 4-27/1; Henry 3-47/1; Norris 3-33; Grant 2-30/1; Taylor 1-28; Gorski 1-18; Wales 1-12; Higbee 1-4

RECORDS BROKEN IN 2014

TEAM RECORDS (25)

Total yards, Season	6,950
Total yards, Game	738 at Marshall
Total yards per Game	534.6
Total plays, Game	102 at Middle Tennessee
Points scored, Season	577
Points scored per Game	44.4
Points scored, First Quarter	172
Points scored, Second Quarter	180
Points scored, First Half	352
Touchdowns scored, Season	76
First downs, Season	351
First downs passing, Season	216
First downs, Game	40 vs. Bowling Green
First downs passing, Game	29 vs. Bowling Green
Passing Yards, Season	4,866
Passing Yards per Game	374.3
Passing Yards, Game	593 at Middle Tennessee
Pass Attempts, Season	557
Pass Completions, Season	378
Pass Completions per Game	29.1
Pass Completions, Game	46 vs. Bowling Green
Completion Percentage, Season	67.9
Completion Percentage, Game	88.5 vs. ODU
Touchdown Passes, Season	49
Touchdown Passes, Game	8 at Marshall

INDIVIDUAL RECORDS (25)

Pass attempts, Season	552, Brandon Doughty
Pass attempts, Game	66, Brandon Doughty at MT
Pass completions, Season	375, Brandon Doughty
Pass completions, Game	46, Brandon Doughty vs. BG
Passing yards, Season	4,830, Brandon Doughty
Passing yards, Game	^ 593, Brandon Doughty at MT
Completion pct., Season	67.9, Brandon Doughty
Completion pct., Game	88.5, Brandon Doughty vs. ODU
TD passes, Career	63, Brandon Doughty
TD passes, Season	^ 49, Brandon Doughty
TD passes, Game	8, Brandon Doughty at Marshall
TD passes, Half	^ 6, Brandon Doughty at Marshall
Rushing yards, Game	^ 345, Leon Allen vs. Army
Receptions, Career	171, Willie McNeal
Receptions, Season	69, Jared Dangerfield
Total plays, Season	591, Brandon Doughty
Total offense, Season	4,778, Brandon Doughty
PATs made, Season	70, Garrett Schwettman
PATs made, Game	9, Garrett Schwettman vs. ODU (Tied)
Points scored, Season	118, Garrett Schwettman
Long INT Return, Game	96, Juwan Gardner vs. ODU

^ - denotes Conference USA record



HISTORY AND RECORDS



TOTAL YARDS

Season

1.	2014 (13 games)	6,950
2.	2013 (12 games)	5,502
3.	2002 (15 games)	5,479
4.	1997 (12 games)	5,187
5.	2003 (13 games)	5,129
6.	2012 (13 games)	5,029
7.	1973 (13 games)	4,956
8.	2007 (12 games)	4,906
9.	2004 (12 games)	4,757
10.	2000 (13 games)	4,687

Game

1.	at Marshall, 11/28/2014	738
2.	at Middle Tennessee, 9/13/2014	718
3.	vs. Bowling Green, 8/29/2014	708
4.	at Central Florida, 9/24/1994	660
5.	vs. Tennessee-Martin, 9/9/2000	649
6.	vs. Central Michigan, 12/24/2014	647
7.	at Southern Illinois, 10/25/1997	621
8.	vs. West Virginia Tech, 9/1/2005	620
9.	vs. Southern Illinois, 10/29/1992	617
10.	vs. Murray State, 9/8/1994	609

Season, Per Game

1.	2014 (6,950 yds, 13 games)	534.6
2.	2013 (5,502 yds, 12 games)	458.5
3.	1952 (4,330 yds, 10 games)	433.0
4.	1997 (5,187 yds, 12 games)	432.2
5.	1998 (4,565 yds, 11 games)	415.0
6.	2007 (4,906 yds, 12 games)	408.8
7.	1993 (4,478 yds, 11 games)	407.1
8.	2005 (4,463 yds, 11 games)	405.7
9.	1994 (4,437 yds, 11 games)	403.4
10.	2004 (4,757 yds, 12 games)	396.4

TOTAL PLAYS

Season

1.	2002 (15 games)	996
2.	2014 (13 games)	986
3.	1975 (13 games)	970
4.	1973 (13 games)	943
5.	2013 (12 games)	875
6.	1988 (13 games)	866
7.	1997 (12 games)	853
8.	1984 (11 games)	846
9.	2007 (12 games)	845
	2011 (12 games)	845

Game

1.	at Middle Tennessee, 9/13/2014	102
2.	at Eastern Illinois, 11/10/1984	97
3.	at Eastern Illinois, 11/15/1986	96
	vs. Bowling Green, 8/29/2014	96
5.	vs. Murray State, 9/6/1997 (3OT)	95
6.	vs. Murray State, 11/22/1969	94
7.	at Arkansas State, 11/13/2010	93

Season, Per Game

1.	1969 (777; 10 games)	77.7
2.	1979 (774; 10 games)	77.4
3.	1974 (773; 10 games)	77.3
4.	1984 (846; 11 games)	76.9
5.	2014 (986; 13 games)	75.8
6.	1994 (827; 11 games)	75.2
7.	1975 (970; 13 games)	74.6
8.	1982 (741; 10 games)	74.1
9.	1972 (734; 10 games)	73.4
10.	1981 (807; 11 games)	73.4

Jeff Brohm debuted with a 59-31 win over Bowling Green.





POINTS SCORED

Season

1. 2014 (13 games)	577
2. 2002 (15 games)	432
3. 1973 (13 games)	430
4. 1997 (12 games)	429
5. 2003 (13 games)	427
6. 2000 (13 games)	404
7. 2007 (12 games)	398
8. 1998 (11 games)	396
9. 2013 (12 games)	370
10. 2012 (13 games)	366

Season, Per Game

1. 2014 (577 pts, 13 games)	44.4
2. 1998 (396 pts, 11 games)	36.0
3. 1997 (429 pts, 12 games)	35.8
4. 1952 (336 pts, 10 games)	33.6
5. 2007 (398 pts, 12 games)	33.2
6. 1973 (430 pts, 13 games)	33.1
7. 2003 (427 pts, 13 games)	32.8
8. 2000 (404 pts, 13 games)	31.1
9. 2013 (370 pts, 12 games)	30.8
2005 (339 pts, 11 games)	30.8

Game

1. vs. West Virginia Tech, 9/8/2007	87
2. vs. Bethel (Ky.), 11/27/1924	73
3. vs. Tennessee-Martin, 9/9/2000	71
4. vs. West Virginia Tech, 9/4/2003	67
at Marshall, 11/28/2014	67
6. vs. Old Dominion, 10/25/2014	66
vs. Western Illinois, 10/12/1968	66
vs. Kentucky Wesleyan, 8/29/1996	66
9. vs. Campbellsville, 9/27/1924	65
10. vs. West Virginia Tech, 9/1/2005	63
vs. Morton Elliott, 10/27/1922	63

Season, First Quarter

1. 2014 (13 games)	172
2. 2003 (13 games)	117
3. 2007 (12 games)	111
4. 2001 (12 games)	108
5. 1998 (11 games)	107

Season, Second Quarter

1. 2014 (13 games)	180
2. 2000 (13 games)	145
3. 2002 (15 games)	143
4. 2007 (12 games)	125
5. 2013 (12 games)	116
1988 (13 games)	116

Season, Third Quarter

1. 1997 (12 games)	108
2. 2003 (13 games)	105
3. 2014 (13 games)	101
4. 2007 (12 games)	97
5. 2014 (12 games)	94

Season, Fourth Quarter

1. 2004 (12 games)	115
2. 2002 (15 games)	109
3. 2014 (13 games)	103
4. 2003 (13 games)	101
5. 1991 (11 games)	100

Season, First Half

1. 2014 (13 games)	352
2. 2002 (15 games)	243
3. 2007 (12 games)	236
4. 2000 (13 games)	229
5. 2003 (13 games)	221

Season, Second Half (including overtime)

1. 1997 (12 games)	226
2. 2014 (13 games)	225
3. 2003 (13 games)	206
4. 2004 (12 games)	198
5. 2002 (15 games)	189

Anthony Wales scored three touchdowns vs. UAB in 2014.



**Season, Fewest Per Game**

1.	1916 (28 pts, 5 games)	5.6
2.	1915 (40 pts, 7 games)	5.7
3.	1925 (52 pts, 9 games)	5.8
4.	1921 (47 pts, 7 games)	6.7
5.	1914 (24 pts, 3 games)	8.0

TOUCHDOWNS SCORED**Season**

1.	2014 (12 games)	76
2.	1973 (13 games)	62
3.	1997 (12 games)	56
4.	2002 (15 games)	54
	1998 (11 games)	54
6.	2007 (12 games)	51
	2003 (13 games)	51
8.	2000 (13 games)	50
9.	2012 (13 games)	48
10.	2013 (12 games)	47

Game

1.	vs. West Virginia Tech, 9/8/2007	12
2.	vs. Bethel (Ky.), 11/27/1924	11

MOST FIRST DOWNS**Season**

1.	2014 (13 games)	351
2.	2013 (12 games)	287
3.	2007 (12 games)	266
4.	2012 (13 games)	265
5.	2002 (15 games)	263
6.	1997 (12 games)	254
7.	1994 (11 games)	246
8.	1973 (13 games)	241
9.	2003 (13 games)	233
10.	2004 (12 games)	224

Season, Rushing (since 1978)

1.	1997 (12 games)	202
2.	1998 (11 games)	184
3.	2002 (15 games)	182
4.	2001 (12 games)	173
5.	1994 (11 games)	168

Season, Passing (since 1978)

1.	2014 (13 games)	216
2.	2013 (11 games)	141
3.	1985 (11 games)	131
4.	1984 (11 games)	130
5.	2012 (13 games)	128

Game

1.	vs. Bowling Green, 8/29/2014	40
2.	at Marshall, 11/28/2014	37
3.	at Murray State, 9/8/1994	34
4.	at Central Florida, 9/24/1994	33
	at Middle Tennessee, 9/13/2014	33

Game, Passing

1.	vs. Bowling Green, 8/29/2014	29
2.	vs. Central Michigan, 12/24/2014	22
	at Marshall, 11/28/2014	22
	at Middle Tennessee, 9/13/2014	22
4.	at Middle Tennessee, 11/9/1985	20
5.	Four times, last at Navy, 9/27/2014	19

THIRD DOWN CONVERSIONS**Season (Since 1978)**

1.	2005 (11 games)	0.517 (78-151)
2.	2014 (13 games)	0.511 (92-180)
3.	2012 (13 games)	0.482 (80-166)
4.	2006 (11 games)	0.479 (68-142)
5.	1993 (11 games)	0.476 (78-164)

FOURTH DOWN CONVERSIONS**Season (Since 1978)**

1.	1989 (11 games)	0.765 (13-17)
2.	1997 (12 games)	0.720 (18-25)
3.	1988 (13 games)	0.649 (24-37)
4.	1996 (11 games)	0.632 (12-19)
5.	1985 (11 games)	0.621 (18-29)

RUSHING YARDS**Season**

1.	1997 (12 games)	3,984
2.	2002 (15 games)	3,793
3.	1998 (11 games)	3,791
4.	2001 (12 games)	3,521
5.	2000 (13 games)	3,445
6.	1993 (11 games)	3,301
7.	2003 (13 games)	3,155
8.	1996 (11 games)	3,136
9.	1999 (11 games)	3,115
10.	2007 (12 games)	2,966

Season, Per Game

1.	1998 (3,791; 11 games)	344.6
2.	1997 (3,984; 12 games)	332.0
3.	1993 (3,301; 11 games)	300.1
4.	2001 (3,521; 12 games)	293.4
5.	1992 (2,871; 10 games)	287.1

Game

1.	at Southern Illinois, 1997	561
2.	at Southern Illinois, 1992	554
3.	vs. Tennessee-Martin, 2000	551
4.	vs. Austin Peay, 1997	542
5.	vs. Union, 1948	520



RUSHING ATTEMPTS

Season	
1. 2002 (15 games)	828
2. 1975 (13 games)	727
3. 2000 (13 games)	722
4. 2001 (12 games)	720
5. 1997 (12 games)	716
6. 1998 (11 games)	669
7. 1993 (11 games)	646
8. 1994 (11 games)	632
1996 (11 games)	632
10. 1999 (11 games)	614

Season, Per Game

1. 1995 (610; 10 games)	61.0
2. 1998 (669; 11 games)	60.8
3. 2001 (720; 12 games)	60.0
4. 1997 (716; 12 games)	59.7
5. 1992 (596; 10 games)	59.2

Season, Per Attempt

1. 1998 (3,791 yds, 669 atts)	5.67
2. 1997 (3,984 yds, 716 atts)	5.65
3. 2003 (3,155 yds, 605 atts)	5.21
4. 2007 (2,966 yds, 579 atts)	5.12
5. 1993 (3,301 yds, 646 atts)	5.11

Game

1. at Murray State, 9/7/1996 (2 ot)	83
2. vs. New Haven, 10/3/1998	75
3. vs. Murray State, 9/6/1997 (3 ot)	73
vs. Elon, 10/24/1998 (ot)	73
5. vs. Eastern Illinois, 11/9/1991	72
vs. Troy, 10/29/1994	72

RUSHING TOUCHDOWNS

Season	
1. 1997 (12 games)	45
2. 1998 (11 games)	43
3. 2002 (15 games)	41
4. 1963 (11 games)	35
2004 (12 games)	35
6. 1963 (11 games)	34
2000 (13 games)	34
2001 (12 games)	34
2003 (13 games)	34
10. 1993 (11 games)	31
2013 (12 games)	31

YARDS PASSING

Season	
1. 2014 (13 games)	4,866
2. 2013 (12 games)	3,138
3. 1985 (11 games)	3,064
4. 1984 (11 games)	2,812
5. 1973 (13 games)	2,675
6. 2012 (13 games)	2,667
7. 1986 (11 games)	2,520
8. 2006 (11 games)	2,248
9. 1981 (11 games)	2,109
10. 2004 (12 games)	2,043

Season, Per Game

1. 2014 (13 games)	374.3
2. 1985 (11 games)	278.5
3. 2013 (12 games)	261.7
4. 1984 (11 games)	255.6
5. 1986 (11 games)	229.1

Game

1. at Middle Tennessee, 9/13/2014	593
2. vs. Bowling Green, 8/29/2014	569
3. at Marshall, 11/28/2014	516
4. vs. Akron, 10/5/1985	494
5. vs. Central Michigan, 12/24/2014	486

Willie Taggart's 1997 team set the standard for rushing touchdowns.



**PASSES ATTEMPTED****Season**

1. 2014 (13 games)	557
2. 1985 (11 games)	506
3. 1984 (11 games)	481
4. 1986 (11 games)	424
5. 2013 (12 games)	407
6. 1973 (13 games)	393
7. 2012 (13 games)	335
8. 1969 (10 games)	325
9. 2008 (12 games)	318
10. 2009 (12 games)	313

Season, Per Game

1. 1985 (506 atts, 11 games)	46.0
2. 1984 (482 atts, 11 games)	43.8
3. 2014 (557 atts, 13 games)	42.8
4. 1986 (424 atts, 11 games)	38.5
5. 2013 (407 atts, 12 games)	33.9

Game

1. at Middle Tennessee, 11/9/1985	69
2. at Middle Tennessee, 9/13/2014	66
3. vs. Akron, 10/5/1985	59
vs. Akron, 11/15/1969	59
5. vs. Bowling Green, 8/29/2014	56

PASSES COMPLETED**Season**

1. 2014 (13 games)	378
2. 1985 (11 games)	281
3. 2013 (12 games)	266
4. 1984 (11 games)	251
5. 1986 (11 games)	219
6. 2012 (13 games)	213
7. 1973 (13 games)	197
8. 2009 (12 games)	181
9. 2006 (11 games)	175
10. 2011 (12 games)	168

Season, Per Game

1. 2014 (378 comp, 13 games)	29.1
2. 1985 (281 comp, 11 games)	25.5
3. 1984 (251 comp, 11 games)	22.8
4. 2013 (266 comp, 12 games)	22.2
5. 1986 (219 comp, 11 games)	19.9

Game

1. vs. Bowling Green, 8/29/2014	46
2. at Middle Tennessee, 9/13/2014	43
at Middle Tennessee, 11/9/1985	43
4. at Navy, 9/27/2014	38
5. vs. Akron, 11/15/1969	37

INTERCEPTIONS THROWN**Season**

1. 1973 (13 games)	27
2. 1964 (10 games)	25
3. 1968 (10 games)	23
1974 (10 games)	23
1984 (11 games)	23
6. 1972 (10 games)	22
7. 1969 (10 games)	21
1976 (10 games)	21
9. 1965 (10 games)	20
10. 1977 (10 games)	19

Game

1. Three times, last vs. Grambling, 12/8/1973	6
---	---

COMPLETION PERCENTAGE**Season**

1. 2014 (13 games)	.679 (378-557)
2. 2013 (12 games)	.654 (266-407)
3. 2012 (13 games)	.636 (213-335)
4. 2007 (12 games)	.628 (167-266)
5. 1952 (10 games)	.615 (142-231)
6. 2006 (11 games)	.614 (175-285)
7. 2002 (15 games)	.601 (101-168)
8. 2004 (12 games)	.590 (131-222)
9. 2009 (12 games)	.578 (181-313)
10. 2005 (11 games)	.570 (134-235)

Game

1. vs. Old Dominion, 10/25/2014	.885 (23-26)
2. vs. Bowling Green, 8/29/2014	.821 (46-56)
3. vs. Navy, 9/28/2013	.806 (25-31)
4. vs. Delta State, 11/1/1952	.800 (16-20)
vs. Western Illinois, 9/30/2006	.800 (16-20)

TOUCHDOWN PASSES**Season**

1. 2014 (13 games)	49
2. 1973 (13 games)	29
3. 2012 (13 games)	24
4. 1952 (10 games)	20
1985 (11 games)	20
6. 1969 (10 games)	18
7. 1968 (10 games)	16
1986 (11 games)	16
9. 2013 (12 games)	15
2005 (11 games)	15
2006 (11 games)	15

Game

1. at Marshall, 11/28/2014	8
2. vs. Bowling Green, 8/29/2014	6
3. vs. Central Michigan, 12/24/2014	5
vs. UTSA, 11/22/2014	5
vs. Old Dominion, 10/25/2014	5
at Morehead State, 10/11/1952	5
at Morehead State, 10/28/1972	5
vs. Akron, 10/5/85	5



PUNTS

Season

1. 1975 (13 games)	104
2. 1986 (11 games)	80
3. 1973 (13 games)	78
1976 (10 games)	78
1982 (10 games)	78
1983 (11 games)	78
7. 1985 (11 games)	77
8. 1970 (10 games)	76
9. 1981 (11 games)	73
10. 1974 (10 games)	72

Season, Per Game

1. 1975 (104; 13 games)	8.0
2. 1976 (78; 10 games)	7.8
1982 (78; 10 games)	7.8
4. 1970 (76, 10 games)	7.6
5. 1986 (80; 11 games)	7.3

Game

1. at Tennessee Tech, 10/19/1974	13
at Tennessee State, 10/18/1986	13

PUNTING YARDS

Season

1. 1975 (13 games)	4,081
2. 1976 (10 games)	3,202
3. 1986 (11 games)	3,199
4. 1983 (11 games)	2,959
5. 1973 (13 games)	2,931
6. 2010 (12 games)	2,872
7. 1985 (11 games)	2,808
8. 1981 (11 games)	2,742
9. 1970 (10 games)	2,726
10. 1980 (10 games)	2,700

Season, Per Punt

1. 2009 (2,475 yds, 57 punts)	43.4
2. 2012 (1,919 yds, 46 punts)	41.7
3. 2004 (1,996 yds, 48 punts)	41.6
2011 (2,662 yds, 64 punts)	41.6
5. 1976 (3,202 yds, 78 punts)	41.1
6. 2007 (1,919 yds, 47 punts)	40.8
7. 2010 (2,872 yds, 71 punts)	40.5
8. 2003 (2,224 yds, 55 punts)	40.4
9. 1980 (2,700 yds, 67 punts)	40.3
10. 1990 (2,216 yds, 55 punts)	40.0

Game

1. vs. Tennessee Tech, 10/19/74	578
---------------------------------	-----

PUNTS RETURNED

Season

1. 1974 (10 games)	60
2. 1973 (13 games)	53
3. 1975 (13 games)	52
4. 1997 (12 games)	49
5. 2002 (15 games)	47

Game

1. vs. Middle Tennessee, 9/20/1952	12
------------------------------------	----

PUNTS RETURNS FOR TD

Game

1. vs. Cumberland (Tenn.), 9/11/1999	2
--------------------------------------	---

PUNT RETURN YARDS

Season

1. 2002 (15 games)	609
2. 1974 (10 games)	576
3. 2001 (12 games)	566
4. 1975 (13 games)	542
5. 1967 (9 games)	522
6. 2003 (13 games)	498
7. 1968 (10 games)	427
8. 1998 (11 games)	416
9. 2007 (12 games)	400
10. 1988 (13 games)	384

Season, Per Return

1. 2005 (11 games)	16.1
2. 1998 (11 games)	15.4
3. 2001 (12 games)	15.3
4. 2007 (12 games)	14.8
5. 1990 (10 games)	14.7
6. 1967 (9 games)	14.1
7. 1968 (10 games)	13.8
8. 2003 (13 games)	13.1
9. 2002 (15 games)	13.0
10. 1999 (11 games)	12.0

Game

1. vs. Youngstown State, 10/11/1980	167
2. vs. Lamar, 9/15/1979	161
3. at Morehead State, 10/10/1953	153

**KICKOFFS RETURNED****Season**

1. 2009 (12 games)	81
2. 2010 (12 games)	62
3. 1995 (10 games)	61
4. 2008 (12 games)	55
5. 2014 (13 games)	54
2011 (12 games)	54
7. 1991 (11 games)	48
8. 1986 (11 games)	47
9. 1977 (10 games)	45
1989 (11 games)	45
2007 (12 games)	45

Game

1. at Middle Tennessee, 10/24/2009	11
at North Texas, 10/31/2009	11
3. vs. Lamar, 9/15/1979	10
at Louisiana Tech, 11/1/2014	10
5. at Central Florida, 9/24/1994	9
6. Eight times, last vs. Old Dominion, 10/25/2014	8

KICKOFF RETURN YARDS**Season**

1. 2009 (12 games)	1,797
2. 2011 (12 games)	1,409
3. 2008 (12 games)	1,376
4. 2010 (12 games)	1,306
5. 1995 (10 games)	1,222
6. 2014 (13 games)	1,166
7. 1996 (11 games)	1,118
8. 2012 (13 games)	1,083
9. 1986 (11 games)	985
10. 2003 (13 games)	935

Season, Per Return

1. 2011 (12 games)	26.1
2. 1982 (10 games)	25.7
3. 1996 (11 games)	25.4
4. 2008 (12 games)	25.0
5. 2012 (13 games)	24.6
2003 (13 games)	24.6
7. 1973 (13 games)	24.1
8. 1980 (10 games)	23.9
9. 1975 (13 games)	23.7
10. 2001 (12 games)	23.1

Game

1. at North Texas, 10/31/2009	273
2. at Middle Tennessee, 10/24/2009	271
3. vs. Old Dominion, 10/25/2014	246
4. at Marshall, 9/28/1996	235
5. vs. North Texas, 11/1/2008	234

INTERCEPTIONS**Season**

1. 1973 (13 games)	35
2. 1952 (10 games)	34
3. 2000 (13 games)	29
4. 1963 (11 games)	27
5. 2004 (12 games)	23
6. 1968 (10 games)	23
7. 1975 (13 games)	22
8. 1972 (10 games)	22
9. 2007 (12 games)	20
10. 2002 (15 games)	20

Game

1. vs. Morehead State, 11/6/1965	7
at Eastern Kentucky, 9/18/2004	7

INTERCEPTION RETURN YARDAGE**Season**

1. 2000 (13 games)	506
2. 1973 (13 games)	458
3. 2014 (13 games)	414
4. 1968 (10 games)	355
5. 1952 (10 games)	313
6. 1974 (10 games)	296
7. 2007 (12 games)	269
8. 1992 (10 games)	267
9. 1972 (10 games)	251
10. 2002 (15 games)	241
1966 (10 games)	241

Game

1. vs. Murray State, 11/21/1992	153
2. vs. Western Illinois, 10/12/1968	139

Bobby Rainey's 2011 team holds the record for kick return average.





FUMBLES

Season	
1. 1975 (13 games)	42
2. 1977 (10 games)	38
1979 (10 games)	38
1983 (11 games)	38
5. 1976 (10 games)	36

Game	
1. vs. Eastern Illinois, 11/12/1983 (lost 5)	9
2. at Tampa, 9/21/1963 (lost 7)	8

FUMBLES LOST

Season	
1. 1957 (8 games)	26
2. 1960 (9 games)	21
1977 (10 games)	21
4. 1979 (10 games)	20
5. 1983 (11 games)	17
1972 (10 games)	17

Game	
1. at Tampa, 9/21/1963	7

PENALTIES

Season	
1. 1988 (13 games)	120
2. 2002 (15 games)	97
3. 1994 (11 games)	93
4. 2000 (13 games)	90
5. 2011 (12 games)	89

Game	
1. vs. Kentucky Wesleyan, 8/29/1996	17
2. vs. Indiana State, 11/5/1994	16
vs. West Virginia Tech, 9/1/2005	16
4. at Morehead State, 9/10/1988	15
5. Seven times, last vs. UT-Martin, 9/9/2000	14

PENALTY YARDS

Season	
1. 1988 (13 games)	1,034
2. 1968 (10 games)	919
3. 1981 (11 games)	917
4. 1974 (10 games)	878
5. 1973 (13 games)	859

Game	
1. at Evansville, 9/5/1981	167
2. vs. West Virginia Tech, 9/1/2005	166
3. vs. Kentucky State, 9/19/1981	161
4. at Morehead State, 9/10/1988	160
5. vs. Morehead State, 10/9/1954	153

SCORING DEFENSE

Season (Since 1954)	
1. 1968 (10 games)	70
2. 1970 (10 games)	76
3. 1963 (11 games)	79
1964 (10 games)	79
5. 1958 (9 games)	87
6. 1961 (9 games)	88
7. 1962 (8 games)	92
8. 1974 (10 games)	95
9. 1972 (10 games)	97
10. 1967 (9 games)	98

Season, Average (Since 1954)	
1. 1968 (10 games)	7.0
2. 1963 (11 games)	7.2
3. 1970 (10 games)	7.6
4. 1964 (10 games)	7.9
5. 1975 (13 games)	8.6
6. 1974 (10 games)	9.5
7. 1958 (9 games)	9.7
8. 1972 (10 games)	9.7
9. 1961 (9 games)	9.8
10. 1971 (10 games)	10

TACKLES

Season, Solo (Since 1978)	
1. 1988 (13 games)	775
2. 2002 (15 games)	718
3. 1987 (11 games)	705
4. 2000 (13 games)	701
5. 2003 (13 games)	700

Season, Assisted (Since 1978)	
1. 1983 (11 games)	841
2. 1981 (11 games)	769
3. 1979 (10 games)	659
4. 1982 (10 games)	648
5. 1980 (10 games)	615

Season, Total (Since 1978)	
1. 1988 (13 games)	1352
2. 1981 (11 games)	1292
3. 1983 (11 games)	1250
4. 2002 (15 games)	1193
5. 2003 (13 games)	1172

**SACKS****Season (Since 1984)**

1. 2002 (15 games)	41
2. 1997 (12 games)	40
3. 2003 (13 games)	39
4. 2000 (13 games)	33
5. 1987 (11 games)	33
6. 1985 (11 games)	33
7. 2012 (13 games)	32
8. 2001 (12 games)	31
9. 2005 (11 games)	30
10. 1993 (11 games)	29

SACKS, YARDS**Season (Since 1984)**

1. 2002 (15 games)	296
2. 2003 (13 games)	283
3. 2001 (12 games)	248
4. 1987 (11 games)	245
5. 1997 (12 games)	239

TACKLES FOR LOSS**Season (Since 1978)**

1. 2003 (13 games)	135
2. 2002 (15 games)	132
3. 2001 (12 games)	107
4. 2012 (13 games)	97
5. 2000 (13 games)	94
1981 (11 games)	94
7. 2005 (11 games)	84
1999 (11 games)	84
9. 2011 (12 games)	79
10. 1983 (11 games)	78

TACKLES FOR LOSS, YARDS**Season (Since 1978)**

1. 2002 (15 games)	490
2. 2003 (13 games)	436
3. 2012 (13 games)	413
4. 2001 (12 games)	395
5. 1981 (11 games)	388

PASS BREAKUPS**Season (Since 1979)**

1. 2000 (13 games)	95
2. 1994 (11 games)	91
3. 1989 (11 games)	84
1998 (11 games)	84
5. 1993 (11 games)	77
6. 1996 (11 games)	68
7. 1986 (11 games)	67
8. 1997 (12 games)	64
9. 1988 (13 games)	62
10. 1985 (11 games)	61

Jack Harbaugh's 2002 team remains the standard for WKU sacks.





PASSING

PASS ATTEMPTS

Career		
1.	Jeff Cesarone, 1984-87	1,379
2.	Kawaun Jakes, 2009-2012	1,123
3.	Brandon Doughty, 2011-Present	951
4.	Justin Haddix, 2003-06	947
5.	Leo Peckenpaugh, 1970-73	619
6.	Johnny Vance, 1966-69	592
7.	John Hall, 1977-80	571
8.	Jimmy Feix, 1949-52	554
9.	Ralph Antone, 1979-82	519
10.	Willie Taggart, 1995-98	420

Season

1.	Brandon Doughty, 2014	552
2.	Jeff Cesarone, 1985	447
3.	Jeff Cesarone, 1986	397
4.	Brandon Doughty, 2013	374
5.	Kawaun Jakes, 2012	312
6.	Johnny Vance, 1969	307
7.	Jeff Cesarone, 1987	297
8.	Kawaun Jakes, 2010	291
9.	Justin Haddix, 2005	279
10.	Kawaun Jakes, 2011	276

Game

1.	Brandon Doughty at Middle Tennessee, 2014	66
2.	Johnny Vance vs. Akron, 1969	59
	Jeff Cesarone vs. Akron, 1985	59
4.	Jeff Cesarone at EIU, 1986	58
5.	Brandon Doughty vs. Bowling Green, 2014	56

Jeff Cesarone, WKU's all-time leading passer



PASS COMPLETIONS

Career

1.	Jeff Cesarone, 1984-87	735
2.	Kawaun Jakes, 2009-2012	650
3.	Brandon Doughty, 2011-Present	635
4.	Justin Haddix, 2003-06	541
5.	Johnny Vance, 1966-69	289
6.	John Hall, 1977-80	286
7.	Leo Peckenpaugh, 1970-73	283
8.	Ralph Antone, 1979-82	266
9.	Willie Taggart, 1995-98	200
10.	Mike Egan, 1965-68	195

Season

1.	Brandon Doughty, 2014	375
2.	Jeff Cesarone, 1985	253
3.	Brandon Doughty, 2013	246
4.	Jeff Cesarone, 1986	207
5.	Kawaun Jakes, 2012	200
6.	Justin Haddix, 2006	171
7.	Johnny Vance, 1969	155
8.	Kawaun Jakes, 2011	153
9.	Jeff Cesarone, 1987	152
10.	Kawaun Jakes, 2010	149

Game

1.	Brandon Doughty vs. Bowling Green, 2014	46
2.	Brandon Doughty at Middle Tennessee, 2014	43
3.	Brandon Doughty at Navy, 2014	38
4.	Johnny Vance at Akron, 1969	37
5.	Jeff Cesarone vs. Akron, 1985	36

NET PASSING YARDS

Career

1.	Jeff Cesarone, 1984-87	8,566
2.	Justin Haddix, 2003-06	7,929
3.	Brandon Doughty, 2011-Present	7,800
4.	Kawaun Jakes, 2009-2012	7,538
5.	Johnny Vance, 1966-69	4,046
6.	John Hall, 1977-80	3,876
7.	Jimmy Feix, 1949-52	3,780
8.	Ralph Antone, 1979-82	3,555
9.	Leo Peckenpaugh, 1970-73	3,532
10.	Willie Taggart, 1995-98	3,326

Season

1.	Brandon Doughty, 2014	4,830
2.	Brandon Doughty, 2013	2,857
3.	Jeff Cesarone, 1985	2,737
4.	Kawaun Jakes, 2012	2,488
5.	Jeff Cesarone, 1986	2,396
6.	Justin Haddix, 2006	2,186
7.	Justin Haddix, 2004	1,976
8.	Johnny Vance, 1969	1,943
9.	Justin Haddix, 2005	1,892
10.	Jeff Cesarone, 1987	1,887

Game

1.	Brandon Doughty at Middle Tennessee, 2014	593
2.	Brandon Doughty vs. Bowling Green, 2014	569
3.	Jeff Cesarone vs. Akron, 1985	494
4.	Brandon Doughty at Marshall, 2014	491
5.	Brandon Doughty vs. Central Michigan, 2014	486

Per Game, Season

Since 1990, min. 5 games played

1. Brandon Doughty, 2014	371.5 (4,830, 13 GMS)
2. Brandon Doughty, 2013	238.0 (2,857, 12 GMS)
3. Justin Haddix, 2006	198.7 (2,186, 11 GMS)
4. Kawaun Jakes, 2012	191.4 (2,488, 13 GMS)
5. Justin Haddix, 2005	172.0 (1,892, 11 GMS)

COMPLETION PERCENTAGE

Career (Min. 100 comp.)

1. Brandon Doughty, 2011-Pres	.668 (635-951; 7,800)
2. K.J. Black, 2007-08	.632 (115-182; 1,284)
3. Kawaun Jakes, 2009-2012	.579 (650-1,123; 7,538)
4. Justin Haddix, 2003-06	.571 (541-947; 7,929)
5. Jason Michael, 1999-02	.553 (126-228; 2,272)
6. David Wolke, 2007-08	.545 (194-356; 2,200)
7. Jeff Cesarone, 1984-87	.533 (735-1,379; 8,566)
8. Ralph Antone, 1979-82	.513 (266-519; 3,555)
9. Scott Campbell, 1988-90	.508 (130-256; 1,660)
10. Scott Bartholomew, 1976-77	.505 (107-212; 1,383)

Season (Min. 75 comp.)

1. Brandon Doughty, 2014	.679 (375-552; 4,830 yds)
2. Brandon Doughty, 2013	.658 (246-374; 2,857 yds)
3. K.J. Black, 2007	.657 (88-134; 1,007 yds)
4. Kawaun Jakes, 2012	.641 (200-312; 2,488 yds)
5. Jimmy Feix, 1952	.632 (127-201; 1,752 yds)
6. David Wolke, 2007	.621 (77-124; 922 yds)
7. Justin Haddix, 2006	.613 (171-279; 2,186 yds)
8. Kawaun Jakes, 2009	.607 (148-244; 1,516 yds)
9. Jason Michael, 2002	.606 (100-165; 1,661 yds)
10. Justin Haddix, 2004	.586 (126-215; 1,976 yds)

Game (Min. 10 comp.)

1. Brandon Doughty vs. Old Dominion, 2014	.885 (23-26)
2. Marty Jagers at Austin Peay, 1981	.833 (10-12)
Willie Taggart at UT Martin, 1997	.833 (10-12)
4. Brandon Doughty vs. Bowling Green, 2014	.821 (46-56)
5. Ralph Antone at Kentucky St., 1981	.818 (9-11)
David Wolke vs. NC Central, 2007	.818 (9-11)

TOUCHDOWN PASSES

Career

1. Brandon Doughty, 2011-Present	63
2. Kawaun Jakes, 2009-12	51
3. Justin Haddix, 2003-06	50
4. Jeff Cesarone, 1984-87	46
5. Leo Peckenpaugh, 1970-73	35
6. Jimmy Feix, 1949-52	30
John Hall, 1977-80	30
Willie Taggart, 1995-98	30
9. Johnny Vance, 1966-69	28
10. Ralph Antone, 1979-82	27

Season

1. Brandon Doughty, 2014	49
2. Kawaun Jakes, 2012	22
3. Jeff Cesarone, 1985	18
4. Johnny Vance, 1969	16
5. Jimmy Feix, 1952	15
Jeff Cesarone, 1986	15
Justin Haddix, 2005	15
8. Justin Haddix, 2006	14
Brandon Doughty, 2013	14
Leo Peckenpaugh, 1974	14

Game

1. Brandon Doughty at Marshall, 2014	8
2. Brandon Doughty vs. Bowling Green, 2014	6
3. Brandon Doughty vs. Central Michigan, 2014	5
Brandon Doughty vs. Old Dominion, 2014	5
Brandon Doughty vs. UTSA, 2014	5
John Hall at Morehead St., 1978	5
Jeff Cesarone vs. Akron, 1985	5

LONGEST PASS

1. Peckenpaugh to Williams at Murray State, 1970	96
Jeff Cesarone to Keith Paskett vs Akron, 1985	96
3. John Hall to Eddie Preston at Austin Peay, 1979	93
4. Bill Smith to Eddie Preston vs. Austin Peay, 1976	92

* All resulted in touchdowns

INTERCEPTIONS THROWN

Career

1. Johnny Vance, 1966-69	43
2. Jeff Cesarone, 1984-87	42
3. Leo Peckenpaugh, 1970-73	38
Kawaun Jakes, 2009-12	38
5. Justin Haddix, 2003-06	36

Season

1. Shanon Miller, 1964	20
2. Johnny Vance, 1969	18
3. Mike Egan, 1965	15
Johnny Vance, 1968	15
Dennis Tomek, 1973	15

Game

1. Dennis Tomek vs. Grambling, 1973	6
2. Jimmy Feix at Marshall, 1951	5
Doug Bartholomew at Akron, 1977	5
Brandon Doughty at Tennessee, 2013	5



RECEIVING

RECEPTIONS

Career

1. Willie McNeal, 2010-14 (2,181 yds)	171
2. Jake Gaebler, 2006-09 (1,924 yds)	168
3. Jack Doyle, 2009-12 (1,769 yds)	162
4. Curtis Hamilton, 2004-07 (2,324 yds)	149
5. Jay Davis, 1968-71 (2,236 yds)	131
6. Alan Mullins, 1982-85 (1,866 yds)	124
7. Keith Paskett, 1983-86 (2,117 yds)	123
8. Robert Coates, 1986-89 (1,445 yds)	119
9. Cedric Jones, 1984-86, '88 (1,632 yds)	117
10. Eddie Preston, 1976-79 (2,083 yds)	114

Season

1. Jared Dangerfield, 2014 (825 yds)	69
2. Curtis Hamilton, 2007 (873 yds)	66
Porter Williams, 1973 (1,107 yds)	66
4. Alan Mullins, 1985 (849 yds)	65
5. Willie McNeal, 2014 (666 yds)	56
6. Jake Gaebler, 2008 (588 yds)	54
7. Jack Doyle, 2012 (566 yds)	53
8. Curtis Hamilton, 2006 (841 yds)	52
Casey Rooney, 2003 (946 yds)	52
Jack Doyle, 2011 (614 yds)	52

Game

1. Jay Davis at Akron, 1969	15/191 yards
2. Taywan Taylor vs. Bowling Green, 2014	12/185 yards
Curtis Hamilton vs. Eastern Ky., 2007	12/139 yards
Pat McKenzie vs. Eastern Ill., 1984	12/92 yards
5. Keith Paskett vs. Eastern Ill., 1986	11/187 yards
Cedric Jones vs. Livingston, 1986	11/121 yards
Jake Gaebler vs. Middle Tennessee, 2008	11/125 yards

RECEIVING YARDS

Career

1. Curtis Hamilton, 2004-07 (149 catches)	2,324
2. Jay Davis, 1968-71 (131 catches)	2,236
3. Willie McNeal, 2010-14 (171 catches)	2,181
4. Keith Paskett, 1983-86 (123 catches)	2,117
5. Eddie Preston, 1976-79 (114 catches)	2,083
Joey Stockton, 1995-97 (96 catches)	2,057
7. Jake Gaebler, 2006-09 (168 catches)	1,924
8. Alan Mullins, 1982-85 (124 catches)	1,866
9. Porter Williams, 1970-73 (105 catches)	1,826
10. Jack Doyle, 2009-12 (162 catches)	1,769

Season

1. Porter Williams, 1973 (66 catches)	1,107
2. Casey Rooney, 2003 (52 catches)	946
3. Curtis Hamilton, 2007 (66 catches)	873
4. Joey Stockton, 1995 (33 catches)	863
5. Maurice Perkins, 2004 (43 catches)	849
Alan Mullins, 1985 (65 catches)	849
7. Curtis Hamilton, 2006 (52 catches)	841
8. Keith Paskett, 1985 (47 catches)	829
9. Jared Dangerfield, 2014 (69 catches)	825
10. Jay Davis, 1969 (46 catches)	809

Game

1. Joey Stockton at Austin Peay, 1995	276/7 rec.
2. Joey Stockton vs. Murray St., 1997 (3OT)	194/7 rec.
3. Jay Davis at Akron, 1969	191/15 rec.
4. Malcolm Darden at Chattanooga, 1987	188/5 rec.
5. Keith Paskett at Eastern Ill., 1986	187/ 11 rec.

TOUCHDOWN RECEPTIONS

Career

1. Eddie Preston, 1976-79	22
2. Willie McNeal, 2010-14	21
Porter Williams, 1970-73	21
4. Curtis Hamilton, 2004-07	19
Jay Davis, 1968-71	19
6. Joey Stockton, 1995-97	17
7. Keith Paskett, 1983-86	14
Alan Mullins, 1982-85	14
9. Jake Gaebler, 2006-09	13
10. Mitchell Henry, 2011-14	12

Season

1. Jared Dangerfield, 2014	11
Porter Williams, 1973	11
3. Curtis Hamilton, 2006	10
4. Willie McNeal, 2014	8
5. Taywan Taylor, 2014	7
Alan Mullins, 1985	7
Keith Paskett, 1985	7
Eddie Preston, 1979	7
Jay Davis, 1969	7
10. Antwane Grant, 2014	6
Joey Stockton, 1996	6
Joey Stockton, 1995	6
John Newby, 1982	6
Willie McNeal, 2012	6

Game

1. Porter Williams vs. Murray St., 1973	4
2. Tyler Higbee at Marshall, 2014	3
Eddie Preston at Morehead St., 1978	3
Porter Williams vs. East Tennessee, 1971	3

Jared Dangerfield tied the single-season touchdown reception record.





RUSHING

RUSHING ATTEMPTS

Career

1. Bobby Rainey, 2008-11 (4,542 yds)	895
2. Lerron Moore, 2003-06 (4,396 yds)	828
3. Willie Taggart, 1995-98 (3,997 yds)	712
4. Antwan Floyd, 1993-96 (3,775 yds)	697
5. Joe Arnold, 1985-88 (3,570 yds)	642
6. Antonio Andrews, 2010-13 (3,674 yds)	618
7. Jimmy Woods, 1975-78 (2,479 yds)	612
8. Dickie Moore, 1965-68 (3,560 yds)	607
9. Clarence Jackson, 1970-73 (2,584 yds)	519
10. Jim Vorhees, 1966-69 (2,040 yds)	495

Season

1. Bobby Rainey, 2011 (1,695 yds)	369
2. Bobby Rainey, 2010 (1,649 yds)	340
3. Antonio Andrews, 2012 (1,728 yds)	304
4. Jon Frazier, 2002 (1,537 yds)	303
5. Lawrence Jefferson, 1975 (880 yds)	293
6. Joe Arnold, 1988 (1,668 yds)	278
7. Lerron Moore, 2003 (1,490 yds)	273
8. Leon Allen, 2014 (1,542 yds)	272
9. Antonio Andrews, 2013 (1,730 yds)	267
10. Antwan Floyd, 1994 (1,327 yds)	240

Game

1. Bobby Rainey vs Middle Tennessee, 2010	45
2. Bobby Rainey vs. Troy, 2011	43
3. Don Smith vs. Missouri State, 1989	41
4. Glendell Miller vs. Murray State, 1982	39
5. Clarence Jackson at Butler, 1971	38
Elmer Caldwell at Eastern Kentucky, 1979	38

RUSHING YARDS

Career

1. Bobby Rainey, 2008-11 (895 atts)	4,542
2. Lerron Moore, 2003-06 (828 atts)	4,396
3. Willie Taggart, 1995-98 (721 atts)	3,997
4. Antwan Floyd, 1993-96 (697 atts)	3,775
5. Antonio Andrews, 2010-13 (618 atts)	3,674
6. Joe Arnold, 1985-88 (642 atts)	3,570
7. Dickie Moore, 1965-68 (607 atts)	3,560
8. Clarence Jackson, 1970-73 (519 atts)	2,584
9. Jimmy Woods, 1975-78 (612 atts)	2,479
10. Eddie Thompson, 1991-93 (387 atts)	2,349

Season

1. Antonio Andrews, 2013 (267 atts)	1,730
2. Antonio Andrews, 2012 (304 atts)	1,728
3. Bobby Rainey, 2011 (369 atts)	1,695
4. Joe Arnold, 1988 (278 atts)	1,668
5. Bobby Rainey, 2010 (340 atts)	1,649
6. Leon Allen, 2014 (272 atts)	1,542
7. Jon Frazier, 2002 (303 atts)	1,537
Lerron Moore, 2003 (273 atts)	1,490
8. Dickie Moore, 1967 (208 atts)	1,444
9. Antwan Floyd, 1994 (240 atts)	1,327
10. Willie Taggart, 1998 (201 atts)	1,313

Game

1. Leon Allen vs. Army, 2014	345
2. Eddie Thompson vs. Southern Ill., 1992	309
3. Clarence Jackson at Butler, 1971	297
4. Willie Taggart at Southern Illinois, 1997	289
5. Joe Arnold at North Carolina A&T, 1987	260

RUSHING YARDS (QB)

Career

1. Willie Taggart, 1995-98 (721 atts)	3,997
2. Eddie Thompson, 1991-93 (387 atts)	2,349
3. Donte Pimpleton, 1998-2001 (242 atts)	1,351
4. Jason Johnson, 2000-01 (253 atts)	1,164
5. Jason Michael, 1999-2002 (318 atts)	1,038

Season

1. Willie Taggart, 1998 (210 atts)	1,313
2. Willie Taggart, 1997 (189 atts)	1,257
3. Willie Taggart, 1996 (167 atts)	997
4. Eddie Thompson, 1992 (113 atts)	837
5. Eddie Thompson, 1993 (120 atts)	830

Game

1. Eddie Thompson vs. Southern Ill., 1992 (NCAA Record)	309
2. Willie Taggart vs. Southern Illinois, 1997	289
3. Donte Pimpleton at Illinois State, 2001	245
4. Willie Taggart vs. Elon, 1998	217
5. Willie Taggart at South Florida, 1998	206

LONGEST RUSH

1. Pedro Bacon vs. Livingston, 1986	99-TD
2. Gene McFadden vs. East Tennessee, 1953	96-TD
3. Lerron Moore vs. Southern Illinois, 2003	91-TD
Lou Cullen at Mississippi, 1942	91-TD
5. Donte Pimpleton at Illinois St., 2001	90-TD
Pedro Bacon at Missouri State, 1988	90-TD
7. Rod Smart at Eastern Kentucky, 1999	89-TD
8. Stephen Willis vs. Troy, 2007	86-TD
9. Joey Stockton at Southern Illinois, 1997	84-TD
10. Joe Arnold vs. North Carolina A&T, 1988	81-TD

RUSHING TOUCHDOWNS

Career, Since 19765

1. Willie Taggart, 1995-98	47
2. Lerron Moore, 2003-06	43
3. Clarence Jackson, 1970-73	37
4. Bobby Rainey, 2007-11	35
5. Dickie Moore, 1965-68	34
6. Antonio Andrews, 2010-13	29
7. Joe Arnold, 1985-88	28
8. Antwan Floyd, 1993-96	27
9. Latravis Powell, 1994-97	24
10. Rod Smart, 1996-99	21
Troy Snardon, 1979-81	21
11. Leon Allen, 2012-Present	20
Justin Haddix, 2003-2006	20

Season

1. Dickie Moore, 1967	19
-----------------------	----



Season, Since 1977

1.	Antonio Andrews, 2013	16
	Willie Taggart, 1997	16
3.	Bobby Rainey, 2010	15
	Willie Taggart, 1998	15
5.	Joe Arnold, 1988	14
	Brian Porter, 2004	14
	Jason Michael, 2002	14
8.	Bobby Rainey, 2011	13
	Leon Allen, 2014	13
	Lerron Moore, 2003	13

Game

1.	Antonio Andrews vs. Morgan State, 2013	5
----	--	---

MOST 200-YARD RUSHING GAMES

Career

1.	Antonio Andrews, 2010-13	5
2.	Bobby Rainey, 2008-11	4
	Eddie Thompson, 1991-93	4
4.	Willie Taggart, 1995-98	3
5.	Leon Allen, 2012-Present	2
	Joe Arnold, 1985-88	2
	Dickie Moore, 1965-68	2

Season

1.	Bobby Rainey, 2011	3
	Antonio Andrews, 2012	3
3.	Leon Allen, 2014	2
	Antonio Andrews, 2013	2
	Willie Taggart, 1998	2
	Eddie Thompson, 1993	2
	Eddie Thompson, 1992	2
	Dickie Moore, 1967	2

Antonio Andrews was a two-time All-American.



MOST 150-YARD RUSHING GAMES

Career

1.	Bobby Rainey, 2008-11	11
2.	Antonio Andrews, 2010-13	9
3.	Willie Taggart, 1995-98	8
4.	Lerron Moore, 2003-06	7
	Dickie Moore, 1965-68	7
6.	Joe Arnold, 1985-88	6

Season

1.	Bobby Rainey, 2010	7
2.	Antonio Andrews, 2013	5
3.	Antonio Andrews, 2012	4
	Bobby Rainey, 2011	4
	Rod Smart, 1999	4
	Willie Taggart, 1998	4
	Joe Arnold, 1988	4
	Dickie Moore, 1967	4

MOST 100-YARD RUSHING GAMES

Career

1.	Antonio Andrews, 2010-13	21
	Lerron Moore, 2003-06	21
3.	Bobby Rainey, 2008-11	19
4.	Antwan Floyd, 1993-96	18
5.	Willie Taggart, 1995-98	17
	Dickie Moore, 1965-68	17
7.	Joe Arnold, 1985-88	13

Season

1.	Antonio Andrews, 2013	11
2.	Antonio Andrews, 2012	10
	Bobby Rainey, 2011	10
4.	Bobby Rainey, 2010	9
	Jon Frazier, 2002	9
	Antwan Floyd, 1994	9
7.	Lerron Moore, 2003	8
	Joe Arnold, 1988	8
	Dickie Moore, 1967	8
10.	Willie Taggart, 1998	7

CONSECUTIVE 100-YD RUSHING GAMES

1.	Antonio Andrews, 2013	11
2.	Bobby Rainey, 2010-11	8
	Antwan Floyd, 1994-95	8
4.	Antonio Andrews, 2012	7
5.	Lerron Moore, 2003	5
	Bobby Rainey, 2011	5
7.	Willie Taggart, 1998	4
	Joe Arnold, 1988	4
	Dickie Moore, 1967 (twice)	4
10.	Leon Allen, 2014	3

TOTAL OFFENSE PLAYS

Career

1. Jeff Cesarone, 1984-87 (7,852 yds)	1,545
2. Kawaun Jakes, 2009-2012 (8,112 yds)	1,456
3. Justin Haddix, 2003-06 (8,890 yds)	1,309
4. Willie Taggart, 1995-98 (7,270 yds)	1,141
5. Brandon Doughty, 2011-Present (7,637 yds)	1,026
6. Leo Peckenpaugh, 1970-73 (4,107 yds)	940
7. Bobby Rainey, 2008-11 (4,595 yds)	900
8. John Hall, 1977-80 (3,696 yds)	751

Season

1. Brandon Doughty, 2014 (4,778)	591
2. Jeff Cesarone, 1985 (2,542 yds)	489
3. Jeff Cesarone, 1986 (2,169 yds)	453
4. Johnny Vance, 1969 (2,164 yds)	412
5. Brandon Doughty, 2013 (2,748 yds)	408
6. Kawaun Jakes, 2010 (1,880 yds)	387
7. Kawaun Jakes, 2012 (2,546 yds)	378
8. Bobby Rainey, 2011 (1,743 yds)	371
9. Kawaun Jakes, 2009 (1,871 yds)	369
10. Ralph Antone, 1982 (1,502 yds)	361

YARDS

Career

1. Justin Haddix, 2003-06 (1,309 plays)	8,890
2. Willie Taggart, 1995-98 (1,456 plays)	8,112
3. Jeff Cesarone, 1984-87 (1,545 plays)	7,852
4. Brandon Doughty, 2011-Present (1,026 plays)	7,637
5. Kawaun Jakes, 2009-2012 (1,104 plays)	5,766
6. Johnny Vance, 1966-69 (709 plays)	4,782
7. Bobby Rainey, 2008-11 (900 plays)	4,595
8. Eddie Thompson, 1991-93 (636 plays)	4,109

Season

1. Brandon Doughty, 2014 (591 plays)	4,778
2. Brandon Doughty, 2013 (408 plays)	2,748
3. Kawaun Jakes, 2012 (378 plays)	2,546
4. Jeff Cesarone, 1985 (489 plays)	2,542
5. Willie Taggart, 1997 (320 plays)	2,403
6. Jason Michael, 2002 (335 plays)	2,303
7. Justin Haddix, 2004 (301 plays)	2,291
8. Justin Haddix, 2006 (336 plays)	2,211
9. Justin Haddix, 2005 (343 plays)	2,210
10. Jeff Cesarone, 1986 (453 plays)	2,169

ALL-PURPOSE YARDS

Career

1. Bobby Rainey, 2008-11 (4,542 R, 682 C, 51 PR, 1,631 KOR)	6,906
2. Antonio Andrews, 2010-13 (3,674 R, 963 C, 382 PR, 1,780 KOR)	6,799
3. Joey Stockton, 1994-97 (226 R, 2,057 C, 695 PR, 2,302 KOR)	5,280
4. Joe Arnold, 1985-88 (3,570 R, 700 C, 903 KOR)	5,173
5. Lerron Moore, 2003-06 (4,396 R, 211 C)	4,607
6. Willie Taggart, 1995-98 (3,997 R, -1 C)	3,996
7. Clarence Jackson, 1970-73 (2,707 R, 199 C, 258 PR, 634 KOR)	3,798
8. Willie McNeal, 2010-14 (75 R, 2,181 C, 44 PR, 1,390 KOR)	3,690

Season

1. Antonio Andrews, 2012 (1,728 R, 432 C, 234 PR, 767 KOR)	3,161
2. Antonio Andrews, 2013 (1,730 R, 478 C, 97 PR, 314 KOR)	2,619
3. Bobby Rainey, 2009 (939 R, 83 C, 29 PR, 1,050 KOR)	2,101
4. Bobby Rainey, 2011 (1,695 R, 361 C)	2,056
5. Leon Allen, 2014 (1,542 R, 476 C)	2,018
6. Joe Arnold, 1988 (1,668 R, 72 C, 262 KOR)	2,002
7. Joey Stockton, 1995 (46 R, 863 C, 147 pt rets, 934 KOR)	1,990
8. Jon Frazier, 2002 (1,537 R, 78 C, 328 KOR)	1,943
9. Bobby Rainey, 2010 (1,649 R, 230 C)	1,879
10. Joey Stockton, 1996 (13 R, 472 C, 300 PR, 778 KOR)	1,563

Season, Per Game

1. Antonio Andrews, 2012 (3,161 yds, 13 gms)	243.2
2. Antonio Andrews, 2013 (2,619 yds, 12 gms)	218.2
3. Joey Stockton, 1995 (1,990 yds, 10 gms)	199.0
4. Bobby Rainey, 2009 (2,101 yds, 12 gms)	175.1
5. Bobby Rainey, 2011 (2,056 yds, 12 gms)	171.3
6. Dickie Moore, 1967 (1,456 yds, 10 gms)	161.8
7. Bobby Rainey, 2010 (1,879 yds, 12 gms)	156.6
8. Leon Allen, 2014 (2,018 yds, 13 gms)	155.2
9. Joe Arnold, 1988 (2,002 yds, 13 gms)	154.0
10. Joey Stockton, 1996 (1,563 yds, 11 gms)	142.1

Brandon Doughty shattered the record books in 2014.





POINTS SCORED

Career

1. Chris James, 2004-07 (PK)	298
2. Willie Taggart, 1995-98 (QB)	286
3. Peter Martinez, 2000-02 (PK)	279
4. Garrett Schwettman, 2012-Present (PK)	274
5. Jeff Poisel, 1996-99 (PK)	263
6. Lerron Moore, 2003-06 (RB)	260
7. Clarence Jackson, 1970-73 (RB)	252
8. Dan Maher, 1985-88 (PK)	250
9. Bobby Rainey, 2008-11 (RB)	242
10. Dickie Moore, 1965-68 (RB)	203

Season

1. Garrett Schwettman, 2014	118
2. Matt Lange, 2003	117
3. Clarence Jackson, 1973	114
Dickie Moore, 1967	114
5. Peter Martinez, 2002	103
6. Bobby Rainey, 2011	102
7. Peter Martinez, 2000	100
8. Leon Allen, 2014	96
Antonio Andrews, 2013	96
Willie Taggart, 1997	96

Game

1. Antonio Andrews vs. Morgan State, 2013	30
2. KeShawn Simpson vs. Georgia State, 2013	24
Brian Porter at Fla. International, 2004	24
Lerron Moore vs. Western Ill., 2004	24
Joey Stockton vs. Southern Ill., 1996	24
Eddie Thompson vs. Southern Ill., 1992	24
Joe Arnold at North Carolina A&T, 1987	24
Porter Williams vs. Murray St., 1973	24
Dickie Moore vs. Tennessee Tech, 1967	24
Carroll Broderick vs. Evansville, 1932	24

POINTS SCORED, KICKER

Career

1. Chris James, 2004-07	298
2. Peter Martinez, 2000-02	279
3. Garrett Schwettman, 2012-Present	274
4. Jeff Poisel, 1996-99	263
5. Dan Maher, 1985-88	250
Casey Tinius, 2009-11	135
7. Matt Lange, 2002-03	118
8. Jim Griffiths, 1980-82	116
9. Chris Pino, 1990-93	112
10. Chris Wilson, 1969-72	104

Season

1. Garrett Schwettman, 2014	118
2. Matt Lange, 2003	117
3. Peter Martinez, 2002	103
4. Peter Martinez, 2000	100
5. Chris James, 2005	87
Jeff Poisel, 1997	87
7. Garrett Schwettman, 2013	84
Chris James, 2007	84
9. Dan Maher, 1988	80
10. Peter Martinez, 2001	76

Game

1. Matt Lange vs. Eastern Kentucky, 2003	18
2. Garrett Schwettman at Middle Tennessee, 2014	17
3. Peter Martinez vs. UT-Martin, 2000	15
4. Garrett Schwettman vs Troy, 2013	14
Chris James vs. N.C. Central, 2007	14
Chris James vs. Youngstown St., 2004	14
Chris Pino vs. Central Florida, 1992	14

TOUCHDOWNS SCORED

Career

1. Willie Taggart, 1995-98	47
2. Lerron Moore, 2003-06	43
3. Clarence Jackson, 1970-73	42
4. Bobby Rainey, 2008-11	40
5. Dickie Moore, 1965-68	34
6. Antonio Andrews, 2010-13	33
7. Joe Arnold, 1985-88	32
8. Antwan Floyd, 1993-96	27
Jim Vorhees, 1966-69	27
10. Leon Allen, 2012-Present	24
Glendell Miller, 1982-85	24
Latravis Powell, 1994-97	24

Season

1. Clarence Jackson, 1973	19
Dickie Moore, 1967	19
3. Bobby Rainey, 2011	17
4. Leon Allen, 2014	16
Willie Taggart, 1997	16
Antonio Andrews, 2013	16
7. Antonio Andrews, 2012	15
Bobby Rainey, 2010	15
Willie Taggart, 1998	15
Joe Arnold, 1988	15

Game

1. Antonio Andrews vs. Morgan State, 2013	5
2. Keshawn Simpson vs. Georgia State, 2013	4
Brian Porter at FIU, 2004	4
Lerron Moore vs. Western Ill., 2004	4
Joey Stockton vs. Southern Ill., 1996	4
Eddie Thompson vs. Southern Ill., 1992	4
Joe Arnold at North Carolina A&T, 1987	4
Porter Williams vs. Murray St., 1973	4
Dickie Moore vs. Tennessee Tech, 1967	4

SPECIAL TEAMS

FIELD GOALS

Career

1. Chris James, 2004-07	51
2. Peter Martinez, 2000-02	49
3. Dan Maher, 1985-88	47
4. Garrett Schwettman, 2012-Present	39
5. Jeff Poisel, 1996-99	31
6. Matt Lange, 2002-03	23
7. Jim Griffiths, 1980-82	19
8. Chris Pino, 1990-93	17
9. Dave Betz, 1976-77	15
10. Casey Tinius, 2009-2011	14

Season

1. Matt Lange, 2003	23
2. Peter Martinez, 2002	18
3. Peter Martinez, 2000	17
4. Garrett Schwettman, 2014	16
5. Chris James, 2005	15
6. Dan Maher, 1988	15
7. Casey Tinius, 2009	14
8. Chris James, 2007	14
9. Peter Martinez, 2001	14
10. Garrett Schwettman, 2013	13
11. Chris James, 2006	13
12. Dan Maher, 1987	13

LONGEST FIELD GOALS

1. Dick Herron at Middle Tennessee, 1971	57
2. Chris James at Missouri St., 2006	54
3. Chris James vs. Northern Iowa, 2005	52
4. Dan Maher at Louisville, 1986	52
5. Peter Martinez at Furman, 2001	51
6. Dan Maher at Austin Peay, 1986	51
7. Dave Betz at Murray St., 1976	50
8. Tanner Siewert at Kentucky, 2008	50
9. Peter Martinez at Georgia Southern, 2002	49
10. Dan Maher at Eastern Kentucky, 1987	49

LONGEST FIELD GOALS ATTEMPTED

1. Dave Betz at Murray St., 1976	57
2. Charlie Johnson at East Tennessee, 1974	57
3. Steve Wilson at Middle Tennessee, 1971	57
4. Dick Herron at MTSU, 1971 (GOOD)	57
5. Chris James at Ball St., 2007	55
6. Brian Claybourn vs. Northern Iowa, 2003	55
7. Chris James at Missouri St., 2006 (GOOD)	54
8. Peter Martinez vs. Murray St., 2002	54
9. Dave Betz vs. Murray St., 1977	54
10. Dick Herron vs. Eastern Kentucky, 1972	54

CONSECUTIVE FIELD GOALS MADE

1. Chris James, 2005	10
2. Matt Lange, 2003	10
3. Will Sweeney, 1994	9
4. Chris Pino, 1993	9
5. Garrett Schwettman, 2012-13	8
6. Chris James, 2006	8
7. Dan Maher, 1988	8
8. Matt Lange, 2003	7
9. Peter Martinez, 2001-02	7

PATS MADE

Career

1. Jeff Poisel, 1996-99	170
2. Garrett Schwettman, 2012-Present	157
3. Chris James, 2004-07	145
4. Peter Martinez, 2000-02	132
5. Dan Maher, 1985-88	109
6. Steve Wilson, 1969-72	68
7. Casey Tinius, 2009-11	66
8. Tom Atwood, 1964-67	64
9. Chris Pino, 1990-93	61
10. Sam Clark, 1961-64	61

Season

1. Garrett Schwettman, 2014	70
2. Jeff Poisel, 1997	54
3. Peter Martinez, 2002	49
4. Peter Martinez, 2000	49
5. Jeff Poisel, 1998	49
6. Matt Lange, 2003	48
7. Garrett Schwettman, 2013	45
8. Chris James, 2007	42
9. Chris James, 2005	42
10. Garrett Schwettman, 2012	42

Game

1. Garrett Schwettman vs. Old Dominion, 2014	9
2. Chris James vs. West Virginia Tech, 2005	9
3. Peter Martinez vs. UT-Martin, 2000	9
4. Jeff Poisel vs. Kentucky Wesleyan, 1996	9
5. Nine with Eight	8

Garrett Schwettman's nine PATs vs. ODU was a new record.





CONSECUTIVE PATS MADE

1.	Chris James, 9/11/04-9/29/07	119
2.	Garrett Schwettman, 10/11/12-11/2/13	59
3.	Jeff Poisel, 9/6/97-9/12/98	55
4.	Dan Maher, 10/17/87-12/3/88	54
5.	Peter Martinez, 9/16/00-10/13/01	53
6.	Garrett Schwettman, 10/4/2014-Present	48
7.	Matt Lange, 9/6/03-12/6/03	41
8.	Steve Wilson, 11/8/69-11/21/70	40

MOST PUNTS

Career

1.	Adam Lindsey, 1983-86	299
2.	Todd Davis, 1986-90	241
3.	Brian Claybourn, 2001-04	226
4.	Ray Farmer, 1977-80	225
5.	Hendrix Brakefield, 2010-13	211
6.	Walt Herod, 1973-76	185
7.	Jeremy Moore, 2008-09	169
8.	Rick Boeckmann, 1992-94	167
9.	Gary Mears, 1970-72	166
10.	Alan Ogletree, 1998-2000	162

Season

1.	Walt Herod, 1975	79
2.	Walt Herod, 1976	78
3.	Adam Lindsey, 1986	77
	Adam Lindsey, 1983	77
5.	Adam Lindsey, 1985	75
6.	Gary Mears, 1970	74
7.	Hendrix Brakefield, 2010	71
8.	Adam Lindsey, 1984	70
	Mike Miller, 1981	70
	Mike Miller, 1982	70

Game

1.	Adam Lindsey at Tennessee St., 1986	13
	Charlie Johnson at Tennessee Tech, 1974	13
3.	Adam Lindsey at Eastern Kentucky, 1983	12
	Walt Herod at Morehead St., 1976	12

PUNTING YARDS

Career

1.	Adam Lindsey, 1983-86	11,450
2.	Todd Davis, 1986-90	9,240
3.	Brian Claybourn, 2001-04	9,237
4.	Ray Farmer, 1977-80	9,028
5.	Hendrix Brakefield, 2010-13	8,650
6.	Walt Herod, 1973-76	7,369
7.	Jeremy Moore, 2008-09	6,818
8.	Rick Boeckmann, 1992-94	6,359
9.	Alan Ogletree, 1998-2000	6,276
10.	Gary Mears, 1970-72	6,220

Season

1.	Walt Herod, 1975	3,223
2.	Walt Herod, 1976	3,202
3.	Adam Lindsey, 1986	3,093
4.	Adam Lindsey, 1983	2,959
5.	Hendrix Brakefield, 2010	2,872
6.	Adam Lindsey, 1985	2,790
7.	Gary Mears, 1970	2,719
8.	Mike Miller, 1981	2,672
9.	Hendrix Brakefield, 2011	2,662
10.	Brian Claybourn, 2002	2,653

Game

1.	Charlie Johnson at Tennessee Tech, 1974	578
2.	Adam Lindsey at Tennessee St., 1986	555
3.	Adam Lindsey at Eastern Kentucky, 1983	498
4.	Walt Herod at Morehead St., 1976	490
5.	Ray Farmer at Tennessee Tech, 1980	444
	Walt Herod vs. Eastern Kentucky, 1976	444

Career, Average Per Punt (Min. 150)

1.	Hendrix Brakefield, 2010-13 (211/8,650 yds)	41.0
2.	Brian Claybourn, 2001-04 (226/9,237 yds)	40.9
3.	Charlie Johnson, 1972-75 (152/6,150 yds)	40.5
4.	Jeremy Moore, 2007-09 (169/6,818 yds)	40.3
5.	Ray Farmer, 1977-80 (222/8,920 yds)	40.2
6.	Walter Herod, (185/7,369 yds)	39.8
7.	Alan Ogletree, 1997-2000 (162/6,276 yds)	38.7
8.	Todd Davis, 1986-90 (241/9,240)	38.34
9.	Adam Lindsey, 1983-86 (299/11,450)	38.29
10.	Rick Boeckmann, 1992-94 (167/6,359)	38.1

Season, Average Per Punt (Min. 40)

1.	Brian Claybourn, 2004 (46/1,996 yds)	43.4
2.	Jeremy Moore, 2009 (56/2,427 yds)	43.3
3.	Ray Farmer, 1980 (61/2,584 yds)	42.4
4.	Charlie Johnson, 1974 (51/2,155 yds)	42.3
5.	Hendrix Brakefield, 2012 (45/1,896 yds)	42.1
6.	Jeremy Moore, 2007 (46/1,919 yds)	41.7
7.	Hendrix Brakefield, 2011 (64/2,662 yds)	41.6
8.	Brian Claybourn, 2003 (54/2,224 yds)	41.2
9.	Walt Herod, 1976 (78/3,202 yds)	41.1
10.	Walt Herod, 1975 (79/3,223 yds)	40.8

Game, Average Per Punt

1.	Brian Claybourn at Kansas St., 2004 (4/208)	52.00
2.	Charlie Johnson vs. Middle Tenn, 1974 (4/205)	51.30
3.	Brian Claybourn at Kansas St., 2002 (5/248)	49.60
4.	Walt Herod vs. Morehead St., 1975 (7/347)	49.57
5.	Charlie Johnson at Appalachian St., 1973 (7/346)	49.40

**LONGEST PUNT**

1. Charlie Johnson vs. Morehead St., 1973	77
2. Charlie Johnson at Appalachian St., 1973	76
3. Ray Farmer vs. Tennessee Tech, 1979	75
4. Hendrix Brakefield vs. Central Michigan, 2012	74
Bobby Mitchell vs. Tennessee Tech, 1961	74

PUNTS RETURNED**Career**

1. Bill Green, 1967-70	96
2. Joey Stockton, 1994-97	92
3. Antonio Veals, 2000-03	70
4. Davlin Mullen, 1979-82	66
5. Virgil Livers, 1971-74	61
6. Keith Paskett, 1983-86	60
7. Allen Coker, 1971-72	57
8. Joseph Jefferson, 1998-2001	53
9. Dennis Mitchell, 2003-06	51
10. Dwayne Haun, 1989-92	50
Jim Sprinkle, 1965-68	50

Season

1. Virgil Livers, 1974	50
2. Rick Caswell, 1975	49
3. Joey Stockton, 1997	41
4. Davlin Mullen, 1980	38
Cedric Jones, 1988	38
6. Keith Paskett, 1983	37
7. Clarence Jackson, 1973	34
8. Antonio Veals, 2002	33
9. Allen Coker, 1972	30
10. Bill Green, 1970	29

Game

1. Allen Coker vs. Middle Tennessee, 1972	9
Allen Coker at Butler, 1971	9
3. Cedric Jones vs. Austin Peay, 1988	8

PUNT RETURN YARDS**Career**

1. Bill Green, 1967-70	1,294
2. Antonio Veals, 2000-03	903
3. Joseph Jefferson, 1998-2001	809
4. Joey Stockton, 1994-97	695
5. Dennis Mitchell, 2003-06	647
6. Virgil Livers, 1971-74	593
7. Rick Caswell, 1973-75	534
8. Dwayne Haun, 1989-92	507
9. Davlin Mullen, 1979-82	438
10. Allen Coker, 1971-72	416

Season

1. Virgil Livers, 1974	545
2. Rick Caswell, 1975	534
3. Antonio Veals, 2002	484
4. Joseph Jefferson, 2001	440
5. Bill Green, 1967	426
6. Cedric Jones, 1988	384
7. Bill Green, 1970	358
8. Antonio Veals, 2003	328
9. Joey Stockton, 1996	300
10. Davlin Mullen, 1980	285

Game

1. Virgil Livers at East Tennessee, 1974	145
2. Bobby Sippio vs. Cumberland (Tenn.), 1999	144
3. Rick Caswell vs. New Hampshire, 1975	138
Rick Caswell vs. Tennessee Tech, 1975	138
Bill "Jelly" Green at Butler, 1967	138

Career, Average Per Return (Min. 25)

1. Joseph Jefferson, 1998-2001	15.3 (53/809 yds)
2. Bill "Jelly" Green, 1967-70	13.5 (96/1,294 yds)
3. Delvechio Walls, 1997-98	13.5 (28/377 yds)
4. Antonio Veals, 2000-03	12.9 (70/903 yds)
5. Dennis Mitchell, 2003-06	12.7 (42/574 yds)
6. Max Stevens, 1950-53	12.4 (29/360 yds)
7. Pat Counts, 1963-64	11.1 (28/310 yds)
8. Rick Caswell, 1975	10.9 (49/534 yds)
9. Joey Stockton 1994-97	10.5 (92/965 yds)
10. Dwayne Haun, 1989-92	10.1 (50/507 yds)

Season, Average Per Return (Min. 12)

1. Bill Green, 1967	17.8 (24/426 yds)
2. Joseph Jefferson, 2001	16.9 (426/40 yds)
3. Dennis Mitchell, 2005	16.1 (15/242 yds)
4. Antonio Veals, 2002	14.7 (33/484 yds)
5. Bobby Sippio, 1999	13.5 (17/230 yds)
6. Bill Green, 1968	13.2 (18/238 yds)
7. Delvechio Walls, 1998	12.4 (21/260 yds)
8. Bill Green, 1970	12.3 (29/358 yds)
9. Antonio Andrews, 2012	12.3 (19/234 yds)
10. Pat Counts, 1963	12.3 (16/197 yds)

PUNT RETURN TOUCHDOWNS**Career**

1. Bill "Jelly" Green, 1967-70	5
2. Virgil Livers, 1971-74	3
Rick Caswell, 1975	2
Jerome DeCarlo, 1993-94	2
Clarence Jackson, 1971-73	2
Joseph Jefferson, 1998-2001	2
Dennis Mitchell, 2003-06	2
Bobby Sippio, 1999	2

Season

1. Virgil Livers, 1974	3
2. Bill Green, 1967	2
Bobby Sippio, 1999	2
Rick Caswell, 1975	2
Bill Green, 1969	2
Clarence Jackson, 1973	2

LONGEST PUNT RETURNS

1. Joseph Jefferson at Illinois St., 2001	95
2. Cedric Jones vs. Chattanooga, 1988	90
Bill "Jelly" Green at Morehead St., 1968	90
Jerry Nassano vs. Morehead St., 1953	90
Max Stevens vs. Morehead St., 1951	90

*All resulted in touchdowns



KICKOFF RETURNS

Career

1. Joey Stockton, 1994-97	94
2. Antonio Andrews, 2010-13	70
3. Willie McNeal, 2010-14	64
4. Bobby Rainey, 2008-11	63
5. Dennis Mitchell, 2003-06	62
6. Herb Davis, 1989-91	44
7. Joe Arnold, 1985-88	40
Nate Jones, 1977-80	40
Jim Sprinkle, 1965-68	40
10. John Embree, 1970-73	39
Robert Jackson, 1992-93	39

Season (Since 1963)

1. Willie McNeal, 2010	44
Bobby Rainey, 2009	44
3. Joey Stockton, 1995	39
4. Herb Davis, 1991	38
5. Kylen Towner, 2014	28
Antonio Andrews, 2012	28
7. Joey Stockton, 1996	27
8. Dennis Mitchell, 2005	26
Anthony Green, 1989	26
10. Robert Jackson, 1993	25
Anthony Vincel, 1986	25

Game

1. Joey Stockton at Southern Ill., 1995	8
2. Antonio Andrews vs. Middle Tenn., 2012	7
Dennis Mitchell at Southern Ill., 2004	7
Anthony Green at Louisville, 1989	7
5. Nine with Six	6

KICKOFF RETURN YARDS

Career

1. Joey Stockton, 1994-97	2,302
2. Antonio Andrews, 2010-13	1,780
3. Bobby Rainey, 2008-11	1,631
4. Willie McNeal, 2010-14	1,390
5. Dennis Mitchell, 2003-06	1,306
6. Joe Arnold, 1985-89	903
7. John Embree, 1970-73	884
8. Nate Jones, 1977-80	845
9. Davlin Mullen, 1979-82	833
10. Jim Sprinkle, 1965-68	771

Season (Since 1963)

1. Bobby Rainey, 2009	1,050
2. Willie McNeal, 2010	968
3. Joey Stockton, 1995	934
4. Joey Stockton, 1996	778
5. Antonio Andrews, 2012	767
6. Herb Davis, 1991	654
7. Kylen Towner, 2014	635
8. Anthony Green, 1989	603
9. Bobby Rainey, 2008	581
10. John Evans, 2011	579

Game

1. Anthony Green at Louisville, 1989	209
2. Antonio Andrews vs. Navy, 2011	202
3. Kylen Towner vs. Old Dominion, 2014	186
4. Joey Stockton vs. Southern Illinois, 1996	182
5. Davlin Mullen at Morehead St., 1982	176

AVG. PER KICK RETURN

Career, Average Per Return (Min. 20)

1. Davlin Mullen, 1979-82 (833 yds, 26 rets)	32.0
2. Mel Mitchell, 1999-2001 (570 yds, 20 rets)	28.5
3. Eddie Godfrey (571 yds, 22 rets)	26.0
4. Bobby Rainey, 2008-11 (1,631 yds, 63 rets)	25.9
5. Jim Garrett, 1965-67 (593 yds, 23 rets)	25.8
6. Antonio Andrews, 2010-13 (1,780 yds, 70 rets)	25.4
7. Joey Stockton, 1994-97 (2,302 yds, 94 rets)	24.5
8. Bryan Daniel, 1995-98 (664 yds, 28 rets)	23.7
9. Don Smith, 1987-90 (542 yds, 23 rets)	23.6
10. Joseph Jefferson, 1999-2001 (579 yds, 25 rets)	23.2

Season, Average Per Return (Min. 10) Since 1963

1. John Evans, 2011 (579 yds, 18 rets)	32.2
2. Davlin Mullen, 1982 (574 yds, 18 rets) <i>NCAA leader</i>	31.9
3. Bobby Rainey, 2008 (581 yds, 19 rets)	30.6
4. John Embree, 1973 (334 yds, 11 rets)	30.4
5. Mel Mitchell, 2001 (295 yds, 10 rets)	29.5
6. Joey Stockton, 1996 (778 yds, 27 rets)	28.8
7. Antonio Andrews, 2011 (505 yds, 18 rets)	28.1
8. Eddie Godfrey, 1990 (336 yds, 12 rets)	28.0
9. Lawrence Jefferson, 1975 (388 yds, 14 rets)	27.7
10. Bryan Daniel, 1998 (441 yds, 16 rets)	27.6

KICK RETURN TD

Career

1. Davlin Mullen, 1979-82	3
2. Eddie Godfrey, 1989-90	2
Mel Mitchell, 2000-01	2

Season

1. Davlin Mullen, 1982	2
Joey Stockton, 1996	2
Anthony Green, 1989	2

Game

1. Joey Stockton vs. Southern Ill., 11/2/96	2
2. Multiple, last was Kylen Towner vs. ODU, 10/25/14	1

LONGEST KICK RETURNS

1. Joey Stockton vs. Southern Ill., 1996	100
Davlin Mullen vs. Youngstown St., 1982	100
3. Mel Mitchell vs. McNeese St., 2001	99
Eddie Godfrey at Murray St., 1989	99
John Embree at Appalachian St., 1973	99
6. Davlin Mullen vs. Youngstown St., 1980	98
7. Anthony Green vs. Missouri St., 1989	97
Jimmy Thomas vs. Eastern Ky., 1976	97
9. Jeremy Chandler at Youngstown St., 2003	96
Joe Baird vs. Evansville, 1963	96

* All resulted in touchdowns

DEFENSE

TOTAL TACKLES

Career

1. Rick Green, 1972-75	525
2. Paul Gray, 1980-83	488
3. Erik Dandy, 2000-03	422
4. Charles Thompson, 2001-04	411
5. Biff Madon, 1974-77	401
6. Melvin Wisham, 1997-2000	394
7. Tony Towns, 1974, 76-78	370
8. Carl Estelle, 1976-79	355
9. Bill Hape, 1967-70	354
10. Jim Barber, 1969-71	342

Season

1. Rick Green, 1975	213
2. Paul Gray, 1981	173
3. Melvin Wishman, 2000	171
4. Erik Dandy, 2003	165
5. Charles Thompson, 2002	159
6. Richard Grice, 1992	156
7. Erik Dandy, 2001	155
8. Paul Grant, 1982	149
9. Biff Madon, 1976	148
10. Biff Madon, 1977	143

SOLO TACKLES

Career

1. Rick Green, 1972-75	311
2. Biff Madon, 1974-77	252
3. Melvin Wisham, 1997-2000	248
4. Erik Dandy, 2000-03	240
5. Tony Towns, 1974, 76-78	231
6. Lawrence Brame, 1967-70	225
7. Richard Grice, 1989-92	218
8. Sherrod Coates, 1999-2002	214
Bill Hape, 1967-70	214
10. Charles Thompson, 2001-04	208

Season

1. Rick Green, 1975	131
2. Melvin Wisham, 2000	106
3. Erik Dandy, 2003	100
4. Richard Grice, 1992	96
5. Charles Thompson, 2002	93
6. Biff Madon, 1976	90
7. Rick Green, 1974	87
8. Biff Madon, 1977	84
9. Karl Maslowski, 2003	82
Erik Dandy, 2001	82

ASSISTED TACKLES

Career

1. Paul Gray, 1980-83	298
2. Rick Green, 1972-75	214
3. Walter York, 1980-83	206
4. Charles Thompson, 2001-04	203
5. Tom Tussey, 1979-81	192
6. Erik Dandy, 2000-03	182
7. David Suggs, 1979-82	178

8. Tim Ford, 1979-81	171
9. Carl Estelle, 1976-79	169
10. Barry Bumm, 1978-81	163

Season

1. Paul Gray, 1981	100
2. Paul Gray, 1982	93
3. Tom Tussey, 1981	88
4. David Suggs, 1981	85
5. Paul Gray, 1983	84
6. Tim Ford, 1980	83
7. Rick Green, 1975	82
8. Mark Fatkin, 1983	79
9. Carl Estelle, 1979	78
10. Greg Barnes, 1980	76

TACKLES FOR LOSS

Career

1. Sherrod Coates, 1999-2002	75
2. Chris Carpenter, 1995-98	52
3. Tony Towns, 1974, 76-78	49
4. Erik Dandy, 2000-03	47
5. Andrew Jackson, 2011-13	43
6. Quanterus Smith, 2009-12	41
7. Ben Witman, 1996-99	40
8. Charles Thompson, 2001-04	39
Danny Davis, 1991-94	39
10. Reginald Hayden, 1976-78	38

Season

1. Sherrod Coates, 2002	31
2. Erik Dandy, 2003	24
Brandon Egan, 1997	24
4. Chris Carpenter, 1997	23.5
5. Keith Tandy, 1975	22
6. Charles Thompson, 2002	21
Ben Witman, 1999	21
David Suggs, 1981	21
9. Paul Gray, 1981	20
Tony Towns, 1976	20

Sherrod Coates' 31 tackles for loss in 2002 remains a record.





SACKS

Career

1. Sherrod Coates, 1999-2002	30
2. Quanterus Smith, 2009-12	24
3. Jon Drummond, 1999-2002	21
4. Ben Witman, 1996-99	20.5
5. Sean Longstreth, 1994-97	18
6. Brandon Smith, 2003-05	14
Bryan Heyward, 1995-98	14
Ben Mooney, 1990-93	14
Xavier Jordan, 1985-89	14
10. Karl Maslowski, 2000-03	13
Patrick Reynolds, 2000-02	13
Chris Carpenter, 1995-98	13

Season

1. Sherrod Coates, 2002	13
2. Quanterus Smith, 2012	12.5
3. Ben Witman, 1999	10.5
4. Karl Maslowski, 2003	9
Brandon Smith, 2003	9
Sean Longstreth, 1997	9
Ben Mooney, 1993	9
8. Chad Kincaid, 2003	8
Sherrod Coates, 2001	8
Sherrod Coates, 2000	8
Bryan Heyward, 1997	8

INTERCEPTIONS

Career

1. Bobby Sippio, 1999-2001	19
2. Delvechio Walls, 1995-98	14
3. James Edwards, 1984-87	13
4. Antonio Thomas, 2002-05	12
5. Cam Thomas, 2011-14	11
Reginald Johnson, 1979-81, 83	11
7. Barry Bumm, 1978-81	10
8. Jonathan Dowling, 2012-13	9
Jeremy Chandler, 2000-03	9
10. Joseph Jefferson, 1998-01	8
Vernard Johnson, 1984-86	8

Season

1. Bobby Sippio, 2000	10
2. Antonio Thomas, 2004	7
James Edwards, 1987	7
4. Jonathan Dowling, 2012	6
Joseph Jefferson, 2000	6
6. Cam Thomas, 2013	5
Bo Smith, 2007	5
Jeremy Chandler, 2002	5
Bobby Sippio, 2001	5
Hayes Thomas, 2000	5
Reginald Johnson, 1981	5
Carl Brazley, 1978	5

Game

1. Jim Pickens vs. Eastern Kentucky, 1948	4
2. Branden Leston at Marshall, 2014	3
Jonathan Dowling at Kentucky, 2012	3
Carl Brazley vs. East Tennessee, 1978	3
Jon Leathers vs. Dayton, 1974	3
Max Stevens vs. Morehead State, 1951	3
3. Multiple players	2
Last: Cam Thomas & Tyree Robinson at Texas State, 2013	

INTERCEPTION RETURN YARDS

Career

1. Bobby Sippio, 1999-2001	357
2. Virgil Livers, 1971-74	250
Mike McCoy, 1970-73	250
4. Bob Morehead, 1971-73	174
5. Lamont Meacham, 1978-81	171

Season

1. Bobby Sippio, 2000	236
2. Mike McCoy, 1973	139
3. Wonderful Terry, 2014	133
4. Joseph Jefferson, 2000	124
5. Virgil Livers, 1974	123
6. Ricardo Singh, 2014	120
7. Jonathan Dowling, 2012	111
Walt Apperson, 1952	111

Virgil Livers



**Game**

1. Bobby Sippio at Tennessee St., 2000	119
2. Juwan Gardner vs. Old Dominion, 2014	96
Bill "Jelly" Green vs. Morehead St., 1969	95
4. Wonderful Terry vs. UTEP, 2014	90
5. Ricardo Singh vs. UAB, 2014	85
Lamont Meacham vs. Kentucky St., 1981	85
Garnett Mercer vs. Union (Tenn.), 1932	85

Career, Average Per Return (Min. 10)

1. Virgil Livers, 1971-74	19.2 (13/250 yds)
2. Bobby Sippio, 1999-01	18.8 (19/357 yds)
3. Mike McCoy, 1970-73	15.6 (16/250 yds)

Season, Average Per Return (Min. 5)

1. Virgil Livers, 1974	24.6 (5/123 yds)
2. Bobby Sippio, 2000	23.6 (10/236 yds)
3. Joseph Jefferson, 2000	22.8 (6/137 yds)
4. Walt Apperson, 1952	18.5 (6/111 yds)
Jonathan Dowling, 2012	18.5 (6/111 yds)
5. Bo Smith, 2007	15.8 (5/79 yds)
6. Mike McCoy, 1973	15.4 (9/139 yds)

LONGEST INTERCEPTION RETURN

1. Juwan Gardner vs. Old Dominion, 2014	96
2. Bill "Jelly" Green vs. Morehead St., 1969	95
Walt Apperson to Jack Binkley (lateral), vs. EKU, 1952	95
4. Wonderful Terry vs. UTEP, 2014	90
5. Ricardo Singh vs. UAB, 2014	85
Lamont Meacham vs. Kentucky St., 1981	85
Garnett Mercer vs. Union (Tenn.), 1932	85
8. Dennis Mitchell at Y-town St., 2003	84
9. Eddie Godfrey vs. Tenn. Tech, 1989	83
10. Bobby Sippio at Tennessee St., 2000	82

* All resulted in touchdowns

PASS BREAKUPS**Career**

1. Bobby Sippio, 1999-2001	41
2. Cam Thomas, 2011-14	35
3. Delvechio Walls, 1995-98	31
4. Joseph Jefferson, 1998-2001	30
5. Tyree Robinson, 2010-13	28
6. Bryan Daniel, 1995-98	26
Danny Davis, 1991-94	26
8. Dan McGrath, 1992-95	25
9. Ron Burroughs, 1985, 87-88	24
10. Jonathan Dowling, 2012-13	23
Chris Carpenter, 1995-98	23
James Edwards, 1984-87	23
Harold Wright, 1984-87	23

Season

1. Bobby Sippio, 2000	27
2. Williams Howard, 1994	17
3. Delvechio Walls, 1997	16
Danny Davis, 1994	16
5. Cam Thomas, 2013	15
Joseph Jefferson, 2000	15
7. Chris Carpenter, 1998	13
Ronnie Fishback, 1983	13
9. Bryan Heyward, 1998	12
Bryan Daniel, 1997	12
Ben Mooney, 1993	12
Ron Burroughs, 1988	12

Cam Thomas finished his career at No. 2 in career pass breakups.





FUMBLE RECOVERIES

Career

1. Chad Kraml, 1987-88	15
2. Paul Gray, 1980-83	10
Ben Mooney, 1990-93	10
4. Stuart Bundy, 1982-85	8
5. Danny Davis, 1991-94	7
Tony Towns, 1974, 76-78	7
7. Jon Drummond, 1999-2002	6
Davlin Mullen, 1979-82	6
David Suggs, 1979-82	6
Carl Estelle, 1976-79	6
Reginald Hayden, 1976-78	6

Season

1. Chad Kraml, 1987	13
2. Ben Mooney, 1992	9
3. Davlin Mullen, 1982	5
Charles Woodruff, 1977	5
5. Karl Maslowski, 2002	4
Jon Drummond, 2000	4
Bobby Sippio, 2000	4
William Howard, 1993	4
Mark Johnson, 1986	4
Paul Gray, 1983	4
Robert Ray, 1982	4
Tony Towns, 1978	4
Rick Green, 1975	4

FORCED FUMBLES

Career

1. Sherrod Coates, 1999-2002	14
2. Walter York, 1980-83	11
David Suggs, 1979-82	11
4. Paul Gray, 1980-83	9
5. Jonathan Dowling, 2012-13	8
6. Karl Maslowski, 2000-03	7
Dan McGrath, 1968-71	7
8. Erik Dandy, 2000-03	6
Antonio Veals, 2000-03	6
Carlis Phillips, 1995-98	6

Season

1. Jonathan Dowling, 2013	6
Sherrod Coates, 2000	6
David Suggs, 1982	6
4. Sherrod Coates, 2002	5
Karl Maslowski, 2002	5
Carlis Phillips, 1995	5
Walter York, 1982	5
David Suggs, 1981	5
9. Andrew Jackson, 2012	4
Erik Dandy, 2001	4
Delvechio Walls, 1997	4
Dan McGrath, 1995	4
Paul Gray, 1982	4

BLOCKED KICKS

Career

1. Mel Mitchell, 1999-2001	5
2. Bobby Sippio, 1999-2001	4
Ron Burroughs, 1985, 87-88	4
3. Jared Clendenin, 2008-11	4
Ben Witman, 1996-99	4
Corey Binford, 1992-95	4
Zip Zanders, 1988-89	4
Chad Kraml, 1987-88	4

Season

1. Mel Mitchell, 2000	3
Ben Witman, 1999	3
Zip Zanders, 1988	3
Ron Burroughs, 1988	3
2. Nine with Two	2
Last: Jared Clendenin, 2011	

Jonathan Dowling led the FBS in 2013 with six forced fumbles.





100-Yard Rushing Games

Yds/C	Player	Opponent	Date
345/33	Leon Allen	Army	11/15/14
309/28	Eddie Thompson	Southern Illinois	10/29/92
297/37	Clarence Jackson	Butler	11/13/71
289/21	Willie Taggart	Southern Illinois	10/25/97
260/35	Joe Arnold	North Carolina A&T	11/21/87
258/25	Rod Smart	Eastern Illinois	10/30/99
248/45	Bobby Rainey	Middle Tennessee	11/20/10
245/9	Donte Pimpleton	Illinois State	11/3/01
238/37	Antonio Andrews	Louisiana-Lafayette	11/17/12
237/33	Leon Allen	Marshall	11/28/14
233/41	Don Smith	Southwest Missouri	10/14/89
230/25	Antonio Andrews	North Texas	11/24/12
227/43	Bobby Rainey	Troy	11/26/11
223/22	Dickie Moore	Murray State	11/18/67
219/34	Lerron Moore	Western Illinois	11/13/04
219/28	Dickie Moore	Morehead State	10/28/67
217/36	Willie Taggart	Elon College	10/24/98
215/29	Antonio Andrews	Arkansas State	9/29/12
214/37	Bobby Rainey	North Texas	11/19/11
213/17	Antonio Andrews	Morgan State	9/21/13
213/24	Brian Porter	Florida International	11/20/04
206/32	Bobby Rainey	Louisiana-Lafayette	10/22/11
206/26	Willie Taggart	South Florida	10/17/98
206/34	Joe Arnold	Tennessee Tech	10/22/88
205/16	Eddie Thompson	Murray State	11/20/93
205/16	Eddie Thompson	Central Florida	10/24/92
205/27	Danny Embree	Akron	11/7/81
204/21	Antonio Andrews	Texas State	11/23/13
204/18	Eddie Thompson	Austin Peay	8/18/93
196/29	Joe Arnold	Chattanooga	10/29/88
196/24	Dickie Moore	Drake	10/23/65
195/30	Antwan Floyd	Murray State	9/7/96
192/32	Lerron Moore	Southwest Missouri	10/11/03
191/11	Willie Taggart	Austin Peay	9/20/97
191/25	Don Smith	Morehead State	9/8/90
191/26	Dickie Moore	Butler	11/12/66
190/32	Lerron Moore	Illinois State	10/8/05
190/26	Joe Arnold	Illinois State	10/8/88
187/16	Rod Smart	Cumberland (Tenn.)	9/11/99
186/17	Keith Brooks	Murray State	9/30/00
184/22	Bobby Rainey	Kentucky	9/11/10
183/25	Nate Jones	Austin Peay	9/27/80
182/32	Leon Allen	Old Dominion	10/25/14
182/32	Antonio Andrews	Navy	9/28/13
181/27	Lerron Moore	Florida International	11/19/05
181/26	Willie Taggart	Murray State	9/7/96
180/26	Willie Taggart	Morehead State	11/9/96
179/23	Jon Frazier	Southern Illinois	11/16/02
179/	Mickey Riggs	Murray State	11/23/57
178/21	David Wolke	North Texas	11/1/08
178/32	Stephen Willis	Southwest Missouri	11/6/04
177/15	Willie Taggart	Louisville	10/31/98
177/12	Joe Arnold	North Carolina A&T	11/19/88
176/19	Shane Ricketts	Tennessee State	10/23/99
173/17	Lerron Moore	Youngstown State	10/2/04
173/16	K.C. Armstrong	Morehead State	11/1/97
172/31	Jon Frazier	Southwest Missouri	10/19/02
170/29	Roscoe Echols	Indiana State	9/12/92
170/39	Glendell Miller	Murray State	11/20/82
169/32	Bobby Rainey	Louisiana-Monroe	10/16/10
169/35	Herb Davis	Middle Tennessee	9/15/89
169/26	David Smith	Chattanooga	10/10/87
169/21	Joe Arnold	Austin Peay	10/25/86
168/32	Keith Brooks	Indiana State	10/13/01
168/23	DeWayne Gallishaw	Elon College	10/6/01
166/23	Andrew McCloud	Indiana State	10/28/06
163/33	Bobby Rainey	Florida Atlantic	11/6/10
163/23	Lerron Moore	Western Illinois	9/30/06
163/31	Willie Taggart	New Haven	10/3/98
162/22	Lerron Moore	Eastern Kentucky	9/10/05
162/13	Dion Bryant	Southern Illinois	10/29/92
161/34	Lawrence Jefferson	Northern Michigan	12/13/75
161/27	Dickie Moore	Butler	11/11/67
160/15	Chris Miller	Union (Kentucky)	8/28/03
160/12	Jeremi Johnson	Murray State	11/30/02
160/27	Troy Snardon	Morehead State	11/1/80

Yds/C	Player	Opponent	Date
159/27	Jon Frazier	McNeese State	12/20/02
159/12	Troy Snardon	Youngstown State	10/11/80
159/14	Dickie Moore	St. Joseph's (Ind.)	9/16/67
158/27	Antonio Andrews	Florida International	10/27/12
158/7	Stephen Willis	Troy	11/10/07
158/25	Jimmy Woods	East Tennessee	10/1/77
157/27	Bobby Rainey	Troy	11/27/10
157/21	DeWayne Gallishaw	Southern Missouri	9/23/00
157/9	Robert Jackson	Southern Illinois	10/16/93
156/21	Stephen Willis	Concord (WV)	9/11/04
156/37	Elmer Caldwell	Eastern Kentucky	10/20/79
156/23	John Embree	Indiana State	9/19/70
155/27	Antonio Andrews	Louisiana-Monroe	10/3/13
155/28	Bobby Rainey	Florida International	11/6/11
155/30	Bobby Rainey	Nebraska	9/4/10
154/28	Antonio Andrews	Louisiana-Lafayette	10/15/13
154/37	Bobby Rainey	Arkansas State	11/13/10
154/19	Rod Smart	Eastern Kentucky	10/9/99
154/30	Antwan Floyd	Indiana State	10/26/96
154/21	Clarence Jackson	Murray State	11/20/71
153/30	Antwan Floyd	Indiana State	10/21/95
153/23	Roscoe Echols	Northern Iowa	10/26/91
153/18	Elmer Caldwell	Northern Iowa	11/10/79
153/35	Dickie Moore	East Tennessee	9/25/65
152/12	Latravis Powell	Southern Illinois	11/4/95
152/29	Antwan Floyd	Eastern Kentucky	9/1/94
152/27	Danny Embree	Morehead State	10/29/83
151/16	Tyrell Hayden	Morehead State	11/17/07
151/27	Rod Smart	Indiana State	11/13/99
150/32	Jason Johnson	Western Illinois	8/30/01
149/22	Tyrell Hayden	Chattanooga	11/3/07
149/26	Stephen Willis	Western Illinois	10/22/05
149/15	Tony West	Indiana State	10/25/03
149/20	Antwan Floyd	Southern Illinois	11/2/96
148/25	Lerron Moore	Illinois State	10/7/06
148/12	Lerron Moore	Indiana State	10/25/03
148/19	Antwan Floyd	Indiana State	11/5/94
147/31	Don Smith	Eastern Illinois	11/3/90
147/31	Dickie Moore	Middle Tennessee	11/4/67
146/37	Bobby Rainey	Middle Tennessee	10/6/11
146/21	Antwan Floyd	Jacksonville State	10/7/95
146/15	Dickie Moore	Butler	9/21/68
145/17	Clarence Jackson	Austin Peay	9/23/72
144/28	Antonio Andrews	Troy	10/26/13
144/15	Bobby Rainey	Florida Atlantic	11/28/09
144/23	Tyrell Hayden	Middle Tennessee	9/20/07
144/21	DeWayne Gallishaw	Indiana State	11/11/00
144/18	Mitchell Randle	Austin Peay	9/20/97
143/17	Willie Taggart	Eastern Kentucky	9/13/97
143/16	Clarence Jackson	Eastern Kentucky	10/20/73
143/16	Clarence Jackson	Morehead State	10/28/72
143/31	Dickie Moore	East Tennessee	9/30/67
142/24	Lerron Moore	Southern Illinois	11/1/03
142/22	Keith Brooks	McNeese State	10/20/01
142/20	Antwan Floyd	Murray State	9/8/94
142/18	Roscoe Echols	Middle Tennessee	10/5/91
141/15	Joe Arnold	Eastern Kentucky	12/3/88
139/27	Joe Arnold	Middle Tennessee	9/17/88
139/22	Joe Arnold	Livingston	10/17/87
139/22	Dickie Moore	Murray State	11/19/66
138/14	Anthony Wales	UAB	10/4/14
138/20	Lerron Moore	Indiana State	10/1/05
138/14	Lerron Moore	West Virginia Tech	9/1/05
138/8	Willie Taggart	Kentucky Wesleyan	8/29/96
138/25	J.J. Jewell	Central Florida	9/24/94
138/25	Don Smith	Chattanooga	11/17/90
138/7	Pedro Bacon	Southwest Missouri	10/15/88
137/5	Lerron Moore	Jacksonville State	11/29/03
137/29	Nat Northington	Northern Illin	10/11/69
136/25	Antonio Andrews	Middle Tennessee	11/1/12
136/15	Antonio Andrews	Southern Miss	9/22/12
136/28	Lerron Moore	Western Illinois	10/4/03
136/20	Eddie Thompson	Chattanooga	11/2/91
135/24	Eddie Thompson	Middle Tennessee	10/5/91
135/17	John Embree	Eastern Kentucky	10/21/72
135/22	Dickie Moore	Morehead State	11/6/65
134/16	Bobby Rainey	Louisiana-Monroe	11/14/09
134/25	Lerron Moore	Youngstown State	11/15/03



Yds/C	Player	Opponent	Date
134/24	Lerron Moore	Eastern Kentucky	9/20/03
134/14	Antwan Floyd	Portland State	10/8/94
134/34	Don Smith	Illinois State	9/15/90
134/35	Jim Vorhees	Murray State	11/22/69
133/21	Herb Davis	Illinois State	9/15/90
133/13	Dickie Moore	Tennessee Tech	10/14/67
132/11	Leon Allen	Southern Miss	9/22/12
132/25	Dickie Moore	Murray State	11/20/65
132/24	Emmett Goranflo	Transylvania	10/20/34
131/34	Bobby Rainey	Florida Atlantic	10/15/11
131/21	Bobby Rainey	Navy	9/10/11
131/12	Keith Brooks	Tennessee-Martin	9/9/00
131/20	Willie Taggart	Eastern Kentucky	9/19/98
131/16	Eddie Thompson	Murray State	11/21/92
131/12	Meco Malcome	Morehead State	9/21/91
131/8	John Embree	Wittenberg	9/18/71
130/25	Eddie Thompson	Eastern Illinois	11/9/91
130/7	Jim Burt	Murray State	11/11/61
129/28	Antwan Floyd	Troy State	10/29/94
129/23	Joe Arnold	Eastern Illinois	11/14/87
129/36	Glendell Miller	Akron	9/17/83
128/30	Leon Allen	Middle Tennessee	9/13/14
128/30	Jon Frazier	Western Illinois	12/7/02
128/26	Willie Taggart	Indiana State	11/14/98
128/25	Eddie Thompson	Illinois State	11/7/92
128/27	Vance Turpin	Youngstown State	10/28/89
128/15	David Smith	Gardner-Webb	9/5/87
128/25	Jimmy Woods	Morehead State	10/29/77
128/19	Jimmy Woods	Eastern Kentucky	10/22/77
128/19	Clarence Jackson	Appalachian State	9/9/72
128/21	Dickie Moore	Tennessee Tech	10/16/65
128/16	John Burt	Tennessee Tech	10/17/64
127/30	Roscoe Echols	Troy State	10/19/91
127/23	Jim Vorhees	St. Joseph's (Ind.)	9/17/66
126/15	Jon Frazier	Florida International	10/12/02
126/21	Nate Jones	Lamar	9/15/79
126/4	Dickie Moore	Austin Peay	9/23/67
125/34	Antonio Andrews	Kentucky	9/15/12
125/24	Antwan Floyd	Eastern Illinois	11/12/94
125/23	Willie Thomas	Tennessee Tech	10/13/90
124/15	Jason Johnson	South Florida	11/4/00
124/20	Roscoe Echols	Austin Peay	9/7/91
123/19	Willie Taggart	Southern Illinois	11/4/95
123/18	J.J. Jewell	Murray State	9/8/94
123/12	Roscoe Echols	Murray State	11/21/92
123/18	Jim Vorhees	Northern Illinois	10/11/69
122/15	Antonio Andrews	South Alabama	9/14/13
121/18	Kawaun Jakes	Troy	11/7/09
121/18	Tyrell Hayden	Bowling Green	9/29/07
121/34	Lerron Moore	Southern Illinois	10/21/06
121/23	Troy Snardon	Morehead State	10/31/81
120/16	Nate Jones	Middle Tennessee	11/8/80
119/20	Antonio Andrews	Arkansas State	11/30/13
119/27	Antonio Andrews	Central Michigan	12/26/12
119/30	Jon Frazier	Illinois State	11/2/02
119/24	Roscoe Echols	Western Illinois	9/19/92
119/26	Glendell Miller	Louisville	9/10/83
118/24	Leon Allen	Illinois	9/6/14
118/20	DeWayne Gallishaw	Southern Illinois	11/17/01
118/13	DeWayne Gallishaw	Murray State	9/30/00
118/17	Antwan Floyd	Eastern Illinois	11/13/93
118/19	Eddie Thompson	Austin Peay	9/7/91
117/24	Antonio Andrews	Army	11/19/13
117/17	Tyrell Hayden	North Texas	11/1/08
117/20	Andrew McCloud	Missouri State	10/14/06
117/23	Don Smith	Tennessee Tech	10/21/89
117/18	Joe Arnold	Eastern Kentucky	9/24/88
117/21	John Embree	Murray State	11/18/72
117/16	Ike Brown	Austin Peay	9/28/68
116/7	Ike Brown	Western Illinois	10/12/68
115/19	Bobby Rainey	Louisiana-Lafayette	10/17/09
115/34	Lerron Moore	Illinois State	10/18/03
115/17	Antwan Floyd	Jacksonville State	10/15/94
115/15	Eddie Thompson	UAB	9/25/93
115/21	Joe Arnold	Austin Peay	10/1/88
115/23	Jimmy Woods	Murray State	11/19/77
115/16	Ike Brown	Butler	9/21/68
114/20	Lerron Moore	Southwest Missouri	11/6/04

Yds/C	Player	Opponent	Date
114/21	Meco Malcome	Indiana State	9/12/92
114/16	John Embree	Murray State	11/17/73
113/26	Antonio Andrews	Troy	10/11/12
113/26	Lerron Moore	Eastern Kentucky	9/18/04
113/19	Jason Johnson	Southwest Missouri	9/22/01
113/12	Jammie Kyle	Southern Illinois	11/7/98
113/26	Antwan Floyd	UAB	9/23/95
112/18	Jon Frazier	Youngstown State	9/21/02
111/26	Lerron Moore	Eastern Kentucky	9/9/06
111/19	Donte Pimpleton	Youngstown State	10/27/01
111/12	Donte Pimpleton	Southern Illinois	11/7/98
111/14	Donte Pimpleton	Louisville	10/31/98
111/10	Joe Arnold	Gardner-Webb	9/6/86
110/22	Antonio Andrews	Georgia State	11/2/13
110/13	Antonio Andrews	Tennessee	9/7/13
110/24	Antwan Floyd	Southern Illinois	10/22/94
110/26	Antwan Floyd	UAB	10/1/94
110/18	Arnold Snardon	Northern Michigan	12/13/75
110/5	Sharon Miller	Evansville	10/26/63
109/14	Shane Ricketts	Indiana State	11/13/99
109/24	Jade Gummer	New Haven	10/3/98
109/13	Donte Pimpleton	Austin Peay	9/26/98
109/12	Rod Smart	New Haven	10/18/97
109/22	Don Smith	Middle Tennessee	9/22/90
109/19	Troy Snardon	Austin Peay	9/27/80
109/24	Lawrence Jefferson	East Tennessee	10/5/74
109/12	John Embree	Eastern Michigan	10/10/70
108/9	DeWayne Gallishaw	Southern Illinois	11/7/98
108/13	Don Smith	Austin Peay	9/30/89
108/31	Lawrence Jefferson	Murray State	11/22/75
108/12	Clarence Jackson	Butler	11/10/73
107/14	K.J. Black	Bowling Green	9/29/07
107/22	Donte Pimpleton	Northern Iowa	11/10/01
107/18	Jimmy Woods	Illinois State	9/16/78
107/14	John Embree	Lehigh	12/1/73
106/23	Willie Taggart	Indiana State	10/26/96
106/29	Jimmy Woods	Eastern Kentucky	10/23/76
106/9	John Embree	Eastern Michigan	10/9/71
105/23	Bobby Rainey	Indiana State	9/17/11
105/28	Bobby Rainey	Kentucky	9/1/11
105/21	Bobby Rainey	Indiana	9/18/10
105/21	Brandon Smith	South Florida	9/12/09
105/21	Willie Taggart	Eastern Kentucky	9/9/95
105/15	Clarence Jackson	Tennessee Tech	10/13/73
105/14	John Embree	Austin Peay	9/23/72
104/21	Antonio Andrews	Louisiana-Monroe	10/20/12
104/30	Bobby Rainey	Louisiana-Monroe	10/29/11
104/8	Marell Booker	North Texas	10/31/09
104/15	Rod Smart	Southern Illinois	11/20/99
104/21	Antwan Floyd	Eastern Kentucky	9/14/96
104/19	Nate Jones	Tennessee Tech	11/18/80
103/12	Marell Booker	West Virginia Tech	9/8/07
103/28	Jon Frazier	Georgia Southern	12/14/02
103/18	Rod Smart	Murray State	10/2/99
103/16	Jammie Kyle	Southern Illinois	10/25/97
103/14	Troy Snardon	Evansville	9/5/81
102/17	Leon Allen	Navy	9/27/14
102/11	Jon Frazier	Kentucky State	9/7/02
102/11	Jammie Kyle	Louisville	10/31/98
102/14	Ron Townsley	Troy State	9/30/95
102/23	Antwan Floyd	Murray State	8/31/95
102/24	Jimmy Woods	Tennessee Tech	10/16/76
102/17	Dickie Moore	Akron	9/18/65
101/17	Willie Taggart	Murray State	9/12/98
101/34	Pat McKenzie	Morehead State	10/27/84
101/28	Jimmy Woods	Murray State	11/20/76
100/23	Bobby Rainey	North Texas	10/30/10
100/16	DeWayne Gallishaw	Southwest Missouri	9/22/01
100/20	Willie Taggart	Indiana State	11/8/97
100/22	Herb Davis	Youngstown State	10/6/90
100/25	Charlie Houser	Tennessee Tech	10/16/82
100/33	Jimmy Woods	Morehead State	10/30/76
100/17	Clarence Jackson	Austin Peay	9/22/73

Totals: 305 games of 100+ yard rushers
106 games of 150+ yard rushers
29 games of 200+ yard rushers



Double 100-Yard Rushing Games

Opponent	Date	(Result)	Total Yards
Butler	Sept. 21, 1968	(W, 35-0)	* 261
Dickie Moore			15-146
Ike Brown			16-115
N. Illinois	Oct. 11, 1969	(W, 14-12)	258
Nat Northington			29-137
Jim Vorhees			18-121
Austin Peay	Sept. 23, 1972	(W, 28-7)	* 250
Clarence Jackson			17-145
John Embree			14-105
Northern Michigan	Dec. 13, 1975	(L, 14-16)	271
Lawrence Jefferson			34-161
Arnold Snardon			18-110
Austin Peay	Sept. 27, 1980	(W, 20-14)	* 292
Nate Jones			25-183
Troy Snardon			19-109
Illinois State	Sept. 15, 1990	(W, 19-9)	* 267
Don Smith			21-134
Herb Davis			21-133
Austin Peay	Sept. 7, 1991	(L, 14-18)	242
Roscoe Echols			20-124
Eddie Thompson			19-118
Middle Tennessee	Oct. 5, 1991	(L, 21-23)	* 277
Roscoe Echols			18-142
Eddie Thompson			24-135
Indiana State	Sept. 12, 1992	(W, 34-14)	* 284
Roscoe Echols			29-170
Meco Malcome			21-114
Southern Illinois	Oct. 29, 1992	(W, 41-39)	* ## 471
Eddie Thompson			28-309
Dion Bryant			13-162
Murray State	Nov. 21, 1992	(W, 47-15)	254
Eddie Thompson			16-131
Roscoe Echols			12-123
Murray State	Sept. 8, 1994	(W, 39-13)	265
Antwan Floyd			20-142
J.J. Jewell			18-123
Southern Illinois	Nov. 4, 1995	(L, 28-30)	275
Latravis Powell			12-152
Willie Taggart			19-123
Murray State	Sept. 7, 1996	(W, 44-41)	376
Antwan Floyd			30-195
Willie Taggart			26-181
Indiana State	Oct. 26, 1996	(W, 27-20)	* 260
Antwan Floyd			30-154
Willie Taggart			23-106

Opponent	Date	(Result)	Total Yards
Austin Peay	Sept. 20, 1997	(W, 53-7)	* 335
Willie Taggart			11-191
Mitchell Randle			18-144
Southern Illinois	Oct. 25, 1997	(W, 52-31)	392
Willie Taggart			21-289
Jammie Kyle			16-103
New Haven	Oct. 3, 1998	(W, 24-21)	* 272
Willie Taggart			31-163
Jade Gummer			24-109
Louisville	Oct. 31, 1998	(L, 34-63)	390
Willie Taggart			15-177
Donte Pimpleton			14-111
Jammie Kyle			11-102
Southern Illinois	Nov. 7, 1998	(W, 48-28)	* 332
Jammie Kyle			12-113
Donte Pimpleton			12-111
DeWayne Gallishaw			9-108
Indiana State	Nov. 13, 1999	(W, 40-34, OT)	260
Rod Smart			27-151
Shane Ricketts			14-109
Murray State	Sept. 30, 2000	(W, 48-38)	304
Keith Brooks			17-186
DeWayne Gallishaw			13-11
Missouri State	Sept. 22, 2001	(W, 23-7)	213
Jason Johnson			19-113
DeWayne Gallishaw			16-100
Indiana State	Oct. 25, 2003	(W, 59-14)	297
Tony West			15-149
Lerron Moore			12-148
Missouri State	Nov. 6, 2004	(W, 28-14)	292
Stephen Willis			32-178
Lerron Moore			20-114
Bowling Green	Sept. 29, 2007	(L, 21-41)	228
Tyrell Hayden			18-121
K.J. Black			14-107
North Texas	Nov. 1, 2008	(L, 40-51)	295
David Wolke			21-178
Tyrell Hayden			17-117
Southern Miss	Sept. 22, 2012	(W 42-17)	*268
Antonio Andrews			15-136
Leon Allen			11-132

Total: 28 games of double 100+ yard rushers

* indicates WKU home game

NCAA I-AA record for yards by two players in one game



200-Yard Passing Games (Since 2000)

593	Brandon Doughty	Middle Tennessee	9/13/14
569	Brandon Doughty	Bowling Green	8/29/14
491	Brandon Doughty	Marshall	11/28/14
486	Brandon Doughty	Central Michigan	12/24/14
387	Brandon Doughty	Navy	9/27/14
387	Brandon Doughty	Troy	10/26/13
371	Brandon Doughty	Old Dominion	10/25/14
370	Brandon Doughty	ULM	10/3/13
346	Brandon Doughty	UTSA	11/22/14
335	Brandon Doughty	FAU	10/25/14
324	Brandon Doughty	UTEP	11/8/14
319	Brandon Doughty	UAB	10/4/14
308	Kawaun Jakes	ULM	11/20/12
297	Brandon Doughty	Illinois	9/6/14
296	Kawaun Jakes	Austin Peay	9/1/12
291	Justin Haddix	Illinois State	10/7/06
283	Kawaun Jakes	Middle Tennessee	11/1/12
282	Brandon Doughty	South Alabama	9/14/13
276	Justin Haddix	Indiana State	10/23/04
276	Kawaun Jakes	Navy	9/26/09
271	Brandon Doughty	Kentucky	8/31/13
268	Justin Haddix	Southern Illinois	10/21/06
267	Justin Haddix	Western Illinois	9/3/06
262	Kawaun Jakes	Louisiana-Lafayette	10/23/10
260	Brandon Doughty	Louisiana-Lafayette	10/15/13
259	Justin Haddix	Missouri State	10/14/06
255	Kawaun Jakes	Troy	11/11/12
255	Brandon Doughty	Arkansas State	11/30/13
254	David Wolke	Murray State	9/20/08
242	Justin Haddix	Sam Houston State	11/27/04
242	Kawaun Jakes	Louisiana-Lafayette	10/22/11
237	Kawaun Jakes	Indiana State	9/17/11
231	Kawaun Jakes	North Texas	11/19/11
228	Justin Haddix	Indiana State	10/1/05
226	Justin Haddix	Northern Iowa	11/8/03
222	Kawaun Jakes	Middle Tennessee	10/6/11
222	Brandon Doughty	Tennessee	9/7/13
221	Justin Haddix	Illinois State	10/8/05
221	Kawaun Jakes	South Florida	9/25/10
219	K.J. Black	Indiana	8/30/08
213	David Wolke	Chattanooga	11/3/07
213	David Wolke	Middle Tennessee	11/15/08
209	Justin Haddix	Northern Iowa	11/5/06
206	Brandon Doughty	Georgia State	11/2/13
202	Justin Haddix	Southern Illinois	10/16/04

Total - 45 games

100-Yard Receiving Games (Since 2000)

185	Taywan Taylor	Bowling Green	8/29/14
174	Nicholas Norris	Middle Tennessee	9/13/14
173	Curtis Hamilton	Illinois State	10/7/06
166	Curtis Hamilton	Western Illinois	9/30/06
155	Willie McNeal	Central Michigan	12/24/14
147	Curtis Hamilton	Troy	11/10/07
142	Casey Rooney	Northern Iowa	11/8/03
141	Maurice Perkins	Northern Iowa	10/9/04
139	Curtis Hamilton	Eastern Kentucky	9/15/07
134	Curtis Hamilton	Morehead State	11/17/07
133	Jake Gaebler	Southern Illinois	10/21/06
128	Mitchell Henry	Middle Tennessee	9/13/14
126	Maurice Perkins	Kansas State	9/4/04
125	Jake Gaebler	North Texas	11/1/08
125	Jake Gaebler	Middle Tennessee	11/15/08
125	Antonio Andrews	Troy	10/26/13
122	Taywan Taylor	Marshall	11/28/14
121	Maurice Perkins	Southern Illinois	10/27/05
120	Willie McNeal	Louisiana-Monroe	10/20/12
119	Willie McNeal	Middle Tennessee	11/1/12
117	Jared Dangerfield	Marshall	11/28/14
112	Shannon Hayes	Jacksonville State	11/29/03
108	Maurice Perkins	Indiana State	10/23/04
107	Jared Dangerfield	Middle Tennessee	9/13/14
106	Jake Gaebler	Louisiana-Monroe	11/14/09
105	Willie McNeal	UTSA	11/22/14
103	Maurice Perkins	Sam Houston State	11/27/04
101	Casey Rooney	Indiana State	10/25/03
101	Willie McNeal	Army	11/9/13
100	Curtis Hamilton	Eastern Kentucky	9/9/06
100	Jessie Quinn	Southern Illinois	10/21/06
100	Jake Gaebler	Ball State	10/11/08
100	Jake Gaebler	Middle Tennessee	10/24/09
100	Jack Doyle	Middle Tennessee	10/6/11

Total - 34 games

IN THE POLLS

As an NCAA I-AA (FCS) program, WKU ranked as high as No. 1 nationally. WKU received six votes in the USA Today Coaches Poll in 2012 in Week 8 following a victory over Troy, their highest total as an FBS program.

WKU IN THE FINAL POLLS

Year	Poll	Rank
1968	Associated Press	19th
1970	UPI/AP	9th/12th
1971	Associated Press	6th
1973	Associated Press	3rd
1975	Associated Press	3rd
1978	NCAA	4th
1980	NCAA	5th
1987	NCAA/Sports Network	11th/14th
1988	NCAA/Sports Network	12th/13th
1993	Sports Network	7th
1997	Sports Network/USA Today	7th/7th
1998	Sports Network/USA Today	19th/22nd
2000	Sports Network	5th
2001	USA Today/Sports Network	10th/12th
2002	Sports Network/USA Today	1st/1st
2003	Sports Network/USA Today	7th/8th
2004	Sports Network/USA Today	11th/11th



Year	Record	Pts/Avg	1st Dns	Rushing				Passing				Tot Off				Fum	Penalty
				Atts-Yds	Avg/G	TD	Com-Atts-Int	Pct	Yds	Avg/G	TD	Atts-Yds	Avg/G				
1954	7-3-0	171/17.1	139	417-1,727	172.7	—	65-148-10	43.9	835	83.5	5	565-2,562	256.2	—	—	—	-707
Opp.		125/12.5	121	428-1,442	144.2	—	58-137-16	42.3	824	82.4	6	565-2,266	226.6	—	—	—	-579
1955	3-6-0	119/13.2	128	400-1,566	174.0	—	50-115-7	43.5	686	76.2	3	515-2,252	250.2	—	—	—	-540
Opp.		140/15.6	122	404-1,994	221.6	—	23-59-6	39.0	385	42.8	2	463-2,379	264.3	—	—	—	-447
1956	5-4-0	120/13.3	128	409-1,738	193.1	—	52-107-11	48.6	711	79.0	4	516-2,449	272.1	—	-14	—	-488
Opp.		151/16.8	122	436-1,753	194.8	—	41-116-15	35.3	615	68.3	3	552-2,368	263.1	—	-17	—	-521
1957	5-3-0	123/13.7	111	370-1,749	194.3	—	37-111-14	33.3	404	44.9	2	481-2,153	239.2	—	-26	—	-725
Opp.		139/15.4	131	458-1,439	159.9	—	36-113-19	31.9	498	55.3	6	571-1,937	215.2	—	-12	—	-471
1958	4-5-0	104/11.6	106	403-1,287	143.0	—	43-114-16	37.7	630	70.0	5	517-1,917	213.0	—	-9	—	-796
Opp.		87/9.7	105	443-1,353	150.3	—	50-113-13	44.2	523	58.1	4	556-1,876	208.4	—	-15	—	-579
1959	5-4-0	123/13.7	113	411-1,407	156.3	—	60-126-14	47.6	670	74.4	4	537-2,077	230.8	—	-8	—	-435
Opp.		145/16.1	126	458-1,663	184.8	—	51-120-14	42.5	560	62.2	4	578-2,223	247.0	—	-17	—	-382
1960	2-6-1	107/11.9	95	317-866	96.2	—	65-141-9	46.1	840	93.3	4	458-1,706	189.6	—	-21	16	370
Opp.		163/18.1	247	507-2,036	226.2	—	28-105-13	26.7	365	40.6	2	612-2,401	266.8	—	-6	55	495
1961	6-3-0	126/14.0	109	404-1,464	162.7	—	41-119-10	34.5	634	70.4	7	523-2,098	233.1	—	-10	48	491
Opp.		88/9.8	101	406-1,238	137.6	—	48-127-7	37.8	607	67.4	5	533-1,845	205.0	—	-15	39	343
1962	5-3-0	108/13.5	115	360-1,190	148.8	—	64-130-10	49.2	858	107.3	8	490-2,048	204.8	—	-7	46	484
Opp.		92/11.5	87	350-978	122.3	—	44-99-10	44.4	612	76.5	3	449-1,590	198.8	—	-9	37	385
1963	10-0-1	309/28.1	171	559-2,646	240.5	34	57-145-14	39.3	1,064	96.7	10	704-3,710	337.3	—	-15	72	683
Opp.		79/7.2	104	341-484	44.0	—	102-268-27	38.1	1,372	124.7	8	609-1,856	168.7	—	-16	51	489
1964	6-3-1	169/16.9	135	428-1,606	160.6	10	74-179-25	41.3	1,149	114.9	12	607-2,755	275.5	—	-10	53	597
Opp.		79/7.9	90	434-1,352	135.2	—	51-143-10	35.7	584	58.4	3	577-1,936	193.6	—	-6	50	463
1965	2-6-2	119/11.9	156	456-1,658	165.8	11	76-184-20	41.3	996	99.6	6	640-2,654	265.4	—	-12	60	626
Opp.		236/23.6	162	429-1,712	171.2	—	74-178-17	41.6	1,290	129.0	14	607-3,002	300.2	—	-13	54	503
1966	5-5-0	208/20.8	160	480-2,014	201.4	22	90-179-15	50.3	1,222	122.2	4	659-3,236	323.6	—	-14	55	572
Opp.		185/18.5	134	351-1,033	103.3	—	125-255-14	49.0	1,563	156.3	14	606-2,596	259.6	—	-8	51	462
1967	7-1-1	276/30.7	162	497-2,360	262.2	30	72-1466	49.3	815	90.6	6	643-3,175	352.8	—	-9	68	682
Opp.		98/10.9	125	361-712	79.1	—	101-219-8	46.1	1,084	120.4	6	580-1,799	199.6	—	-24	44	389
1968	7-2-1	281/28.1	166	466-1,998	199.8	21	114-255-23	44.7	1,578	157.8	16	721-3,576	357.6	—	-16	75	919
Opp.		70/7.0	132	435-706	70.6	—	117-260-23	45.0	1,361	136.1	4	695-2,067	206.7	—	-17	64	617
1969	6-3-1	253/25.3	194	452-1,418	141.8	13	163-325-21	50.2	2,042	204.2	18	777-3,460	346.0	—	-9	64	623
Opp.		140/14.0	141	439-1,333	133.3	—	88-215-12	40.9	1,300	8.8	6	654-2,633	263.3	—	-22	52	577
1970	8-1-1	244/24.4	141	481-1,542	154.2	24	93-223-16	41.7	1,171	117.1	8	704-2,713	271.3	—	-9	63	686
Opp.		76/7.6	104	432-733	73.3	—	83-187-16	44.4	895	89.5	4	619-1,628	162.8	—	-26	59	542
1971	8-2-0	262/26.2	153	464-1,709	170.9	15	87-216-18	40.3	1,077	107.7	14	680-2,786	278.6	27	-16	58	634
Opp.		100/10.0	94	476-934	93.4	—	52-142-16	36.6	577	57.7	2	618-1,511	151.1	43	-20	58	597
1972	7-3-0	194/19.4	158	496-1,730	173.0	17	103-238-22	43.3	1,182	118.2	8	734-2,912	291.2	30	-17	36	398
Opp.		97/9.7	116	482-1,190	119.0	—	69-188-22	36.7	969	96.9	7	670-2,159	215.9	36	-23	52	550
1973	12-1-0	430/33.1	241	550-2,281	175.5	28	197-393-27	50.1	2,675	205.8	29	943-4,956	381.2	26	-15	84	859
Opp.		132/13.2	185	551-1,583	121.8	—	140-341-35	41.1	1,653	127.2	7	892-3,236	248.9	47	-29	60	592
1974	7-3-0	260/26.0	179	481-1,481	148.1	16	134-292-23	45.9	1,803	180.3	13	773-3,284	328.4	30	-16	87	878
Opp.		95/9.5	102	406-574	57.4	—	76-206-19	36.9	1,018	101.8	3	612-1,592	159.2	40	-26	53	544
1975	11-2-0	245/18.8	187	727-2,152	165.5	21	96-243-16	39.5	1,070	82.3	7	970-3,222	247.8	42	-15	71	756
Opp.		112/8.6	135	539-847	65.2	—	90-249-22	36.1	1,456	112.0	—	788-2,303	177.2	52	-28	72	687
1976	4-5-1	130/13.0	147	453-1,430	143.0	7	93-238-21	39.1	1,161	116.1	6	691-2,591	259.1	36	-15	65	725
Opp.		153/15.3	136	470-1,388	138.8	—	76-170-15	44.7	1,219	121.9	6	640-2,607	260.7	35	-22	59	558
1977	1-8-1	124/12.4	143	472-1,319	131.9	5	95-198-19	48.0	1,078	107.8	11	670-2,397	239.7	48	-21	57	534
Opp.		252/25.2	148	503-2,035	203.5	—	80-161-7	49.7	1,083	108.3	12	664-3,118	311.8	37	-23	66	650
1978	8-2-0	254/25.4	178	486-1,708	170.8	20	114-221-11	51.6	1,546	154.6	13	707-3,254	325.4	24	-7	58	690
Opp.		157/15.7	154	489-1,651	165.1	12	74-163-11	45.4	935	93.5	7	652-2,586	258.6	36	-20	50	567
1979	5-5-0	223/22.3	205	532-2,051	205.1	17	126-242-15	52.1	1,659	165.9	13	774-3,710	371.0	38	-24	70	747
Opp.		217/21.7	132	401-1,247	124.7	12	105-215-7	48.8	1,548	154.8	12	606-2,795	279.5	24	-12	65	718
1980	9-1-0	228/22.8	167	531-2,339	233.9	18	69-153-10	45.1	1,152	115.2	10	684-3,491	349.1	13	-6	70	784
Opp.		157/15.7	155	402-1,419	141.9	10	103-266-18	38.7	1,597	159.7	10	668-3,016	301.6	26	-10	54	548
1981	6-5-0	241/21.9	197	495-1,721	156.5	19	164-312-18	52.6	2,109	191.7	12	807-3,830	348.2	30	-16	78	917
Opp.		204/18.5	155	507-1,634	148.5	19	100-233-15	42.9	1,500	136.4	8	740-3,134	284.9	44	-25	56	537
1982	5-5-0	186/18.6	166	449-1,007	100.7	9	144-292-10	49.3	1,749	174.9	13	741-2,756	275.6	28	-16	64	641
Opp.		200/20.0	147	467-1,503	150.3	12	94-205-10	45.9	1,244	124.4	12	672-2,747	274.7	43	-29	57	472
1983	2-8-1	147/13.4	169	520-1,540	140.0	14	106-251-18	42.2	1,456	132.4	4	771-2,996	272.4	38	-17	66	654
Opp.		203/18.5	176	489-1,622	147.5	12	122-268-15	45.5	1,696	154.2	10	757-3,318	301.6	31	-18	78	594
1984	2-9-0	193/17.5	207	365-768	69.8	10	251-481-23	52.2	2,812	255.6	14	846-3,580	325.5	25	-12	82	623
Opp.		345/31.4	212	480-1,759	159.9	20	172-328-13	52.4	2,423	220.3	22	808-4,182	380.2	26	-14	60	481



			Rushing					Passing					Tot Off			
Year	Record	Pts/Avg	1st Dns	Atts-Yds	Avg/G	TD	Com-Atts-Int	Pct	Yds	Avg/G	TD	Atts-Yds	Avg/G	Fum/Lost	Penalty	
1985	4-7-0	232/21.1	199	297-793	72.1	8	281-506-10	55.5	3,064	278.5	20	803-3,857	350.6	21-8	83-767	
Opp.		313/28.5	255	547-2,316	210.5	26	173-346-11	50.0	2,319	210.8	11	893-4,635	421.4	24-10	79-708	
1986	4-6-1	228/20.7	182	347-1,055	95.9	10	219-424-16	51.7	2,520	229.1	16	771-3,575	325.0	25-10	82-672	
Opp.		258/23.5	210	486-1,816	165.1	22	160-327-9	48.9	2,086	189.6	10	813-3,902	354.7	30-14	87-733	
1987	7-4-0	263/23.9	201	446-1,752	159.3	24	153-306-13	50.0	1,894	172.2	7	752-3,646	331.5	19-9	69-586	
Opp.		217/19.7	176	496-1,589	144.5	16	121-243-10	49.8	1,420	129.1	11	739-3,009	273.5	32-22	45-375	
1988	9-4-0	311/23.9	216	596-2,912	224.0	27	123-270-13	45.6	1,289	99.2	7	866-4,201	323.2	19-15	120-1,034	
Opp.		220/16.9	222	575-1,871	143.9	16	169-320-18	52.8	2,100	161.5	13	895-3,971	305.5	43-20	93-778	
1989	6-5-0	279/25.4	197	559-1,911	173.7	20	106-210-9	50.5	1,521	138.2	11	760-3,431	311.9	28-12	88-713	
Opp.		238/21.6	181	410-1,657	150.6	16	140-302-11	46.4	1,795	163.2	12	712-3,452	313.8	23-11	71-674	
1990	2-8-0	159/15.9	176	496-2,011	201.1	12	98-189-11	51.9	1,332	133.2	4	685-3,343	334.3	13-11	63-490	
Opp.		234/23.4	164	421-1,835	183.5	15	125-219-8	57.1	1,830	183.0	12	640-3,665	366.5	17-14	57-530	
1991	3-8-0	235/21.4	210	584-2,860	260.0	25	98-214-12	45.8	1,138	103.5	8	799-3,998	363.5	25-11	77-677	
Opp.		301/27.4	192	506-2,446	222.4	26	105-219-5	47.9	1,598	145.3	11	725-4,044	367.6	17-6	69-727	
1992	4-6-0	243/24.3	181	592-2,871	287.1	26	53-121-6	43.8	873	87.3	5	713-3,744	374.4	31-15	70-617	
Opp.		258/25.8	191	385-1,471	147.1	14	154-286-11	53.8	2,133	213.3	17	671-3,604	360.4	22-14	58-475	
1993	8-3-0	310/28.2	217	646-3,301	300.1	31	69-132-6	52.3	1,177	107.0	8	778-4,478	407.1	21-13	76-620	
Opp.		228/20.7	187	425-1,602	145.6	17	145-276-7	52.5	1,758	159.8	10	701-3,360	305.5	27-15	69-531	
1994	5-6-0	255/23.2	246	632-2,839	258.1	22	88-195-10	45.1	1,598	145.3	10	827-4,437	403.4	31-16	93-805	
Opp.		291/26.5	207	402-1,635	148.6	13	156-294-10	53.1	2,410	219.1	23	696-4,045	367.7	21-14	86-679	
1995	2-8-0	229/22.9	181	610-2,752	275.2	24	52-123-6	42.3	1,104	110.4	7	733-3,856	385.6	21-13	72-647	
Opp.		341/34.1	203	387-1,964	196.4	28	133-239-10	55.6	2,234	223.4	17	626-4,198	419.8	23-16	64-561	
1996	7-4	304/27.6	196	632-3,136	285.1	29	39-101-8	38.6	557	50.6	6	733-3,693	335.7	21-10	72-659	
Opp.		251/22.8	202	437-2,011	182.8	20	154-318-15	48.4	1,651	150.1	12	755-3,662	332.9	20-11	62-534	
1997	10-2	429/38.5	254	716-3,984	332.0	45	72-137-9	52.6	1,203	100.2	11	853-5,187	432.2	25-11	75-688	
Opp.		243/20.3	197	373-1,239	103.2	14	197-381-9	51.7	2,355	196.2	18	754-3,594	299.5	21-10	53-445	
1998	7-4	396/36.0	221	669-3,791	344.6	43	55-112-3	49.1	774	70.4	10	781-4,565	415.0	33-14	77-594	
Opp.		310/28.2	185	388-1,656	150.5	19	168-285-12	58.9	2,142	194.7	19	673-3,798	345.3	26-17	69-529	
1999	6-5	270/24.5	183	614-3,115	283.2	25	28-77-9	36.4	618	56.2	5	691-3,733	339.4	25-8	73-596	
Opp.		245/22.3	197	416-1,675	152.3	15	173-287-9	60.3	2,161	196.5	16	703-3,836	348.7	13-4	76-678	
2000	11-2	404/31.1	215	722-3,445	265.0	34	64-121-0	52.9	1,242	95.5	7	843-4,687	360.5	30-15	90-808	
Opp.		145/11.2	213	451-1,376	105.8	8	215-420-29	51.2	2,301	177.0	9	871-3,677	282.8	33-21	78-673	
2001	8-4	318/26.5	198	720-3,521	293.4	34	23-60-3	38.3	324	27.0	2	780-3,845	320.4	27-13	82-728	
Opp.		146/12.2	160	466-1,293	107.8	11	135-272-15	49.6	1,599	133.2	7	738-2,892	241.0	19-10	52-426	
2002	12-3	432/28.8	263	828-3,793	252.9	41	101-168-6	60.1	1,686	112.4	9	996-5,479	365.3	30-12	97-804	
Opp.		246/16.4	226	560-1,784	118.9	20	174-348-20	50.0	2,404	160.3	10	908-4,188	279.2	34-15	78-663	
2003	9-4	427/32.8	233	605-3,155	242.7	34	119-229-7	52.0	1,974	151.8	13	834-5,129	394.5	35-12	85-692	
Opp.		219/16.8	217	551-1,719	132.2	21	163-300-14	54.3	1,969	151.5	4	851-3,688	283.7	22-15	65-504	
2004	9-3	350/29.2	224	543-2,714	226.2	35	131-222-10	59.0	2,043	170.2	9	765-4,757	396.4	25-12	75-630	
Opp.		227/18.9	233	458-1,565	130.4	12	236-406-23	58.1	2,549	212.4	16	864-4,114	342.8	18-7	64-498	
2005	6-5	339/30.8	218	494-2,514	228.5	25	134-235-10	57.0	1,949	177.2	15	729-4,463	405.7	25-10	69-594	
Opp.		292/26.5	201	399-1,244	113.1	18	219-330-10	66.4	2,545	231.4	15	729-3,789	344.5	19-13	79-730	
2006	6-5	258/23.5	215	417-1,764	160.4	16	175-285-9	61.4	2,248	204.4	15	702-4,012	364.7	20-9	63-503	
Opp.		263/23.9	200	400-1,867	169.7	23	144-273-6	52.7	1,685	153.2	7	673-3,552	322.9	15-8	57-519	
2007	7-5	398/33.2	266	579-2,966	247.2	30	167-266-15	62.8	1,940	161.7	13	845-4,906	408.8	27-12	88-829	
Opp.		250/20.8	208	437-1,620	135.0	17	194-340-20	57.1	2,215	184.6	14	777-3,835	319.6	17-9	78-636	
2008	2-10	210/17.5	182	428-1,727	143.9	15	165-318-12	51.9	1,706	142.2	9	746-3,433	286.1	16-7	64-615	
Opp.		326/27.2	251	448-1,949	162.4	18	244-387-11	63.0	2,554	212.8	18	835-4,503	375.2	17-7	77-707	
2009	0-12	245/20.4	214	445-2,074	172.8	18	181-313-12	57.8	1,775	147.9	11	758-3,849	320.8	24-16	85-682	
Opp.		475/39.6	279	522-2,938	244.8	35	208-307-6	67.8	2,801	233.4	27	829-5,739	478.2	19-10	89-813	
2010	2-10	274/22.8	215	500-2,096	174.7	21	151-295-6	51.2	1,722	143.5	11	795-3,818	318.2	13-8	75-556	
Opp.		398/33.2	232	426-2,127	177.2	34	210-337-8	62.3	2,435	202.9	16	763-4,562	380.2	18-9	90-734	
2011	7-5	275/22.9	218	544-2,486	181.6	25	168-301-13	55.8	2,008	167.3	11	845-4,187	348.9	16-10	89-747	
Opp.		298/24.8	226	370-1,943	134.8	18	218-392-13	55.6	2,867	238.9	20	762-4,485	373.8	15-7	86-751	
2012	7-6	366/28.2	265	506-2,362	181.7	21	213-335-12	63.6	2,667	181.7	21	841-5,029	386.8	23-12	80-765	
Opp.		331/25.5	255	456-1,779	136.8	15	234-394-13	59.4	2,727	136.8	15	850-4,506	346.6	22-10	76-666	
2013	8-4	370/30.8	287	468-2,362	196.8	31	266-407-16	65.4	3,140	261.7	15	875-5,502	458.5	26-15	74-559	
Opp.		295/24.6	201	451-1,935	161.2	24	181-312-14	58.0	2,135	177.9	10	763-4,070	339.2	17-7	76-641	
2014	8-5	577/44.4	351	429-2,084	160.3	21	378-557-10	67.9	4,866	374.3	49	986-6,950	534.6	18-8	76-743	
Opp.		519/39.9	339	576-2,870	220.8	33	267-420-13	63.5	3,759	289.2	33	996-6,629	509.9	21-10	84-743	



Total Offense

Year	Player	Plays	Rush	Pass	Total
1951	Jimmy Feix	201	9	1,189	1,198
1952	Jimmy Feix	223	-32	1,752	1,720
1953	Whitely Sanders	100	-2	540	538
1954	Jerry Nassano	183	109	805	914
1955	Jerry Nassano	62	—	415	415
1956	Carroll VanHooser	138	28	528	556
1957	DeLane Simpson	89	492	—	492
1958	Denny Wedge	113	97	420	517
1959	Denny Wedge	91	175	278	453
1960	Jim Daily	160	-56	693	637
1961	Jim Daily	112	-29	445	416
1962	Jim Daily	143	-61	746	685
1963	Jim Burt	132	570	334	904
1964	Sharon Miller	167	109	935	1,044
1965	Dickie Moore	203	1,055	—	1,055
1966	Johnny Vance	201	128	855	983
1967	Dickie Moore	209	1,444	—	1,444
1968	Johnny Vance	222	351	1,147	1,498
1969	Johnny Vance	412	221	1,943	2,164
1970	Leo Peckenpaugh	253	214	769	983
1971	Leo Peckenpaugh	258	159	864	1,023
1972	Leo Peckenpaugh	245	64	856	920
1973	Dennis Tomek	246	47	1,485	1,532
1974	Dennis Tomek	182	—	1,017	1,017
1975	Lawrence Jefferson	293	880	—	880
1976	Jimmy Woods	234	859	—	859
1977	Jimmy Woods	191	906	—	906
1978	John Hall	263	12	1,439	1,451
1979	John Hall	262	-70	1,418	1,348
1980	Troy Snardon	157	905	—	905
1981	Ralph Antone	234	1	1,356	1,357
1982	Ralph Antone	361	-155	1,657	1,502
1983	Scott Travis	280	-118	1,172	1,054
1984	Jeff Cesarone	265	-103	1,546	1,443
1985	Jeff Cesarone	489	-195	2,737	2,542
1986	Jeff Cesarone	453	-227	2,396	2,169
1987	Jeff Cesarone	338	-189	1,887	1,698
1988	Joe Arnold	280	1,668	23	1,691
1989	Don Smith	221	1,005	—	1,005
1990	Scott Campbell	235	114	1,088	1,202
1991	Roscoe Echols	177	963	—	963
1992	Eddie Thompson	188	837	526	1,363
1993	Eddie Thompson	214	830	822	1,652
1994	J.J. Jewell	266	488	1,332	1,820
1995	Willie Taggart	260	430	939	1,369
1996	Willie Taggart	247	997	542	1,539
1997	Willie Taggart	320	1,257	1,146	2,403
1998	Willie Taggart	314	1,313	699	2,012
1999	Rod Smart	188	1,249	—	1,249
2000	Jason Johnson	285	756	1,148	1,904
2001	Keith Brooks	164	856	0	856
2002	Jason Michael	335	642	1,661	2,303
2003	Justin Haddix	329	293	1,875	2,178
2004	Justin Haddix	301	315	1,976	2,291
2005	Justin Haddix	343	328	1,892	2,220
2006	Justin Haddix	336	25	2,186	2,211
2007	K.J. Black	238	324	1,007	1,331
2008	David Wolke	325	301	1,278	1,579
2009	Kawaun Jakes	369	355	1,516	1,871
2010	Kawaun Jakes	387	200	1,680	1,880
2011	Kawaun Jakes	348	161	1,854	2,015
2012	Kawaun Jakes	378	58	2,488	2,546
2013	Brandon Doughty	408	-109	2,857	2,748
2014	Brandon Doughty	591	-52	4,830	4,778

All-Purpose Yards

Year	Player	Rush	Rec	PR	KR	IR	Total
1951	Bobby Bilyeu	251	181	18	338	0	788
1952	Max Stevens	337	436	98	52	37	960
1953	Max Stevens	204	314	187	133	16	854
1954	Jim Gunnell	417	203	11	152	2	785
1955	not available						
1956	Jim Chambliss	299	111	9	82	0	501
1957	DeLane Simpson	492	8	0	26	22	548
1958	not available						
1959	not available						
1960	Winton Boone	118	142	45	100	49	454
1961	Jim Burt	304	56	50	88	5	503
1962	Jim Burt	225	290	48	54	1	618
1963	Jim Burt	570	105	98	15	0	748
1964	John Burt	463	42	89	255	0	849
1965	Dickie Moore	1,055	43	0	103	0	1,201
1966	Jim Sprinkle	311	56	136	280	0	783
1967	Dickie Moore	1,444	12	0	0	0	1,456
1968	Jay Davis	0	612	0	3	0	632
1969	Jim Vorhees	759	342	0	15	0	1,116
1970	Bill Green	0	0	358	374	9	741
1971	Clarence Jackson	664	57	4	249	0	974
1972	John Embree	658	74	0	311	0	1,043
1973	Clarence Jackson	909	60	254	333	0	1,556
1974	Virgil Livers	0	0	545	52	123	720
1975	Lawrence Jefferson	880	50	0	361	0	1,291
1976	Jimmy Woods	859	140	0	354	0	1,353
1977	Jimmy Woods	906	129	0	116	0	1,151
1978	Nate Jones	467	75	0	213	0	755
1979	Eddie Preston	30	739	0	0	0	769
1980	Nate Jones	749	10	0	206	0	965
1981	Danny Embree	557	169	0	240	0	966
1982	Charlie Houser	569	139	(-3)	192	0	897
1983	Glendell Miller	569	15	0	98	0	682
1984	Glendell Miller	425	251	67	99	0	842
1985	Glendell Miller	446	356	109	221	0	1,132
1986	Joe Arnold	721	290	0	211	0	1,222
1987	Joe Arnold	901	139	0	253	0	1,293
1988	Joe Arnold	1,668	72	0	262	0	2,002
1989	Anthony Green	17	435	0	603	0	1,055
1990	Don Smith	881	67	0	134	0	1,082
1991	Herb Davis	275	26	0	654	0	955
	Roscoe Echols	963	(-8)	0	0	0	955
1992	Roscoe Echols	708	0	0	315	0	1,023
1993	Robert Jackson	623	147	0	470	0	1,240
1994	Antwan Floyd	1,327	7	0	0	0	1,334
1995	Joey Stockton	46	863	147	934	0	1,990
1996	Joey Stockton	13	472	300	778	0	1,563
1997	Joey Stockton	92	722	244	440	0	1,498
1998	Willie Taggart	1,313	(-1)	0	0	0	1,312
1999	Rod Smart	1,249	28	0	279	0	1,556
2000	DeWayne Gallishaw	948	0	0	87	0	1,035
2001	Keith Brooks	856	0	0	0	0	856
2002	Jon Frazier	1,537	78	0	328	0	1,943
2003	Lerron Moore	1,490	4	0	0	0	1,494
2004	Lerron Moore	978	66	0	0	0	1,044
2005	Lerron Moore	1,037	12	0	0	0	1,049
2006	Lerron Moore	891	129	0	0	0	1,020
2007	Curtis Hamilton	102	873	145	288	0	1,408
2008	Bobby Rainey	259	8	22	581	0	870
2009	Bobby Rainey	939	83	29	1,050	0	2,101
2010	Bobby Rainey	1,649	230	0	0	0	1,879
2011	Bobby Rainey	1,695	361	0	0	0	2,056
2012	Antonio Andrews	1,728	234	234	767	0	3,161
2013	Antonio Andrews	1,730	478	97	314	0	2,619
2014	Leon Allen	1,542	476	0	0	0	2,018



Passing

Year	Player	Com-Att-Int	Yds	TD
1951	Jimmy Feix	86-181-12	1,189	8
1952	Jimmy Feix	127-201-10	1,752	15
1953	Whitey Sanders	43-76-5	540	4
1954	Jerry Nassano	60-126-8	805	5
1955	Jerry Nassano	27-62-4	415	2
1956	Carroll VanHooser	41-101-8	528	1
1957	Carroll VanHooser	24-72-9	230	2
1958	Denny Wedge	25-76-9	420	4
1959	Denny Wedge	22-45-7	278	1
1960	Jim Daily	59-125-7	693	3
1961	Jim Daily	26-77-7	445	4
1962	Jim Daily	56-107-6	746	5
1963	Sharon Miller	30-67-6	507	4
1964	Sharon Miller	61-135-20	935	8
1965	Mike Egan	60-134-15	797	6
1966	Johnny Vance	63-125-10	855	2
1967	Mike Egan	63-123-4	696	6
1968	Johnny Vance	67-153-15	1,147	10
1969	Johnny Vance	155-307-18	1,943	16
1970	Leo Peckenpaugh	64-157-11	769	5
1971	Leo Peckenpaugh	67-157-12	864	11
1972	Leo Peckenpaugh	79-172-10	856	5
1973	Dennis Tomek	109-220-15	1,485	13
1974	Dennis Tomek	70-156-12	1,017	9
1975	Bill Smith	62-139-8	661	5
1976	Doug Bartholomew	42-76-9	585	3
1977	Doug Bartholomew	65-135-13	798	8
1978	John Hall	106-209-10	1,439	12
1979	John Hall	108-215-13	1,418	10
1980	John Hall	45-93-6	744	6
1981	Ralph Antone	101-191-11	1,356	8
1982	Ralph Antone	135-268-7	1,657	13
1983	Scott Travis	85-193-14	1,172	4
1984	Jeff Cesarone	123-238-8	1,546	6
1985	Jeff Cesarone	253-447-7	2,737	18
1986	Jeff Cesarone	207-397-14	2,396	15
1987	Jeff Cesarone	152-297-13	1,887	7
1988	David Armstrong	117-258-11	1,219	7
1989	Mark Marsh	55-116-6	931	8
1990	Scott Campbell	81-163-8	1,088	2
1991	Brian Browning	57-125-8	671	5
1992	Eddie Thompson	32-75-4	526	2
1993	Eddie Thompson	47-94-3	822	5
1994	J.J. Jewell	70-143-7	1,332	8
1995	Willie Taggart	44-105-5	939	5
1996	Willie Taggart	37-80-5	542	6
1997	Willie Taggart	68-131-8	1,146	11
1998	Willie Taggart	51-104-3	699	3
1999	Jason Michael	24-60-6	565	5
2000	Jason Johnson	57-110-0	1,148	6
2001	Jason Johnson	10-31-1	170	2
2002	Jason Michael	100-165-5	1,661	9
2003	Justin Haddix	113-223-7	1,875	13
2004	Justin Haddix	126-215-10	1,976	8
2005	Justin Haddix	131-230-10	1,892	15
2006	Justin Haddix	171-279-9	2,186	14
2007	K.J. Black	88-134-8	1,007	8
2008	David Wolke	117-232-10	1,278	8
2009	Kawaun Jakes	148-244-9	1,516	9
2010	Kawaun Jakes	149-291-6	1,680	10
2011	Kawaun Jakes	153-276-12	1,854	10
2012	Kawaun Jakes	200-312-11	2,488	22
2013	Brandon Doughty	246-375-14	2,857	14
2014	Brandon Doughty	375-552-10	4,830	49

Rushing

Year	Player	Att	Yards	Avg
1951	Gene McFadden	110	578	5.3
1952	Gene McFadden	109	655	6.0
1953	Gene McFadden	103	703	6.8
1954	Millard Shirley	84	464	5.5
1955	Jim Chambliss	54	286	5.3
1956	Jim Chambliss	62	299	4.8
1957	DeLane Simpson	89	492	5.5
1958	Wayne Kelley	67	304	4.5
1959	David Miller	71	291	4.0
1960	Gary Brunson	46	203	4.4
1961	Jim Burt	46	304	6.6
1962	John Burt	72	328	4.6
1963	Jim Burt	112	570	5.1
1964	John Burt	98	463	4.7
1965	Dickie Moore	203	1,055	5.2
1966	Dickie Moore	133	719	5.4
1967	Dickie Moore	208	1,444	6.9
1968	Ike Brown	82	561	6.8
1969	Jim Vorhees	177	759	4.3
1970	John Embree	141	501	3.6
1971	Clarence Jackson	117	664	5.7
1972	Clarence Jackson	150	731	4.9
1973	Clarence Jackson	187	909	4.9
1974	Lawrence Jefferson	161	556	3.5
1975	Lawrence Jefferson	293	880	3.0
1976	Jimmy Woods	233	859	3.7
1977	Jimmy Woods	191	906	4.7
1978	Nate Jones	132	467	3.5
1979	Elmer Caldwell	119	572	4.8
1980	Troy Snardon	157	905	5.8
1981	Troy Snardon	137	589	4.3
1982	Charlie Houser	170	569	3.3
1983	Danny Embree	137	600	4.4
1984	Glendell Miller	123	425	3.5
1985	Glendell Miller	128	446	3.5
1986	Joe Arnold	140	721	5.2
1987	Joe Arnold	179	901	5.0
1988	Joe Arnold	278	1,668	6.0
1989	Don Smith	221	1,005	4.5
1990	Don Smith	187	881	4.7
1991	Roscoe Echols	177	963	5.4
1992	Eddie Thompson	113	837	7.4
1993	Eddie Thompson	120	830	6.9
1994	Antwan Floyd	240	1,327	5.5
1995	Antwan Floyd	175	880	5.0
1996	Antwan Floyd	185	1,041	5.6
1997	Willie Taggart	189	1,257	6.7
1998	Willie Taggart	201	1,313	6.3
1999	Rod Smart	188	1,249	6.6
2000	DeWayne Gallishaw	191	948	5.0
2001	Keith Brooks	164	856	5.2
2002	Jon Frazier	303	1,537	5.1
2003	Lerron Moore	273	1,490	5.5
2004	Lerron Moore	186	978	5.3
2005	Lerron Moore	174	1,037	6.0
2006	Lerron Moore	195	891	4.6
2007	Tyrell Hayden	205	1,134	5.5
2008	Tyrell Hayden	92	426	4.2
2009	Bobby Rainey	144	939	6.5
2010	Bobby Rainey	340	1,649	4.8
2011	Bobby Rainey	369	1,695	4.6
2012	Antonio Andrews	304	1,728	5.7
2013	Antonio Andrews	267	1,730	6.5
2014	Leon Allen	272	1,542	5.7



Receiving

Year	Player	Rec	Yards	TD
1951	Gene McFadden	16	150	1
1952	Bill Ploumis	36	452	4
1953	Bill Ploumis	17	189	3
1954	Jim Gunnell	14	203	0
1955	Mike Moriarty	12	153	0
1956	Mike Moriarty	15	192	1
1957	Jerry Brantley	14	150	2
1958	Wayne Kelley	8	145	1
1959	Jim Hughes	11	85	0
1960	Lewis Johnson	13	192	0
1961	Jim Hughes	14	225	3
1962	Jim Burt	16	290	3
1963	Elmer Murray	12	220	1
1964	Jim Burt	16	278	4
1965	Ken Waller	21	246	1
1966	Jim Old	29	442	2
1967	Jim Old	21	232	1
1968	Jay Davis	33	612	6
1969	Jay Davis	46	809	7
1970	Jay Davis	25	443	1
1971	Jay Davis	27	372	5
1972	Tom Turner	29	317	0
1973	Porter Williams	66	1,107	11
1974	Dave Maley	39	618	2
1975	Bob Hobby	26	396	3
1976	Billy Lindsey	32	365	1
1977	Eddie Preston	28	476	7
1978	Eddie Preston	37	646	7
1979	Eddie Preston	39	739	6
1980	Ricky Gwinn	19	256	3
1981	John Newby	48	736	3
1982	John Newby	38	578	6
1983	Alan Mullins	26	529	4
1984	Ty Campbell	50	503	1
1985	Alan Mullins	65	849	7
1986	Keith Paskett	41	738	5
1987	Robert Coates	40	470	1
1988	Robert Coates	24	307	3
1989	Anthony Green	28	435	3
1990	Dwayne Haun	31	459	3
1991	Dwayne Haun	26	307	2
1992	Dwayne Haun	21	326	3
1993	Lito Mason	17	428	3
1994	Brian Sowerby	23	573	4
	Lito Mason	26	441	1
1995	Joey Stockton	33	863	6
1996	Joey Stockton	24	472	6
1997	Joey Stockton	39	772	5
1998	Donte Pimpton	15	186	4
	Jammie Kyle	12	214	2
1999	Sylvester Gray	9	177	1
	Alan Ogletree	6	306	3
2000	Jerome Reaves	18	426	4
2001	Antonio Veals	7	90	0
	Shannon Hayes	6	109	1
2002	Casey Rooney	29	603	2
2003	Casey Rooney	52	946	5
2004	Maurice Perkins	43	849	2
2005	Maurice Perkins	38	636	3
2006	Curtis Hamilton	52	841	10
2007	Curtis Hamilton	66	873	4
2008	Jake Gaebler	54	588	4
2009	Jake Gaebler	43	494	4
2010	Marcus Vasquez	30	332	3
2011	Jack Doyle	52	614	0
2012	Jack Doyle	53	566	5
2013	Willie McNeal	46	599	5
2014	Jared Dangerfield	69	825	11

Punting

Year	Player	Punts	Yards	Avg
1951	John Gill	35	1,132	32.3
1952	Don Chapman	34	1,221	35.9
1953	Max Stevens	23	717	31.2
1954	not available			
1955	not available			
1956	not available			
1957	not available			
1958	Denny Wedge	48	1,699	35.4
1959	Denny Wedge	23	879	38.2
1960	Bill Pegausch	49	1,790	36.5
1961	Bobby Mitchell	44	1,518	34.5
1962	Bobby Mitchell	35	1,252	35.8
1963	Ernie Hall	44	1,603	36.4
1964	Ernie Hall	37	1,333	36.0
1965	Jerry Matthews	49	1,817	37.1
1966	Jerry Humble	35	1,318	37.7
1967	Jerry Humble	33	1,228	37.2
1968	Johnny Vance	61	2,163	35.5
1969	Johnny Vance	61	2,375	38.9
1970	Gary Mears	74	2,719	36.7
1971	Gary Mears	44	1,669	37.9
1972	Gary Mears	48	1,832	38.2
1973	Charlie Johnson	62	2,403	38.8
1974	Charlie Johnson	51	2,155	42.3
1975	Walt Herod	80	3,230	40.4
1976	Walt Herod	78	3,202	41.1
1977	Ray Farmer	55	2,129	38.7
1978	Ray Farmer	59	2,327	39.4
1979	Ray Farmer	49	1,946	39.7
1980	Ray Farmer	62	2,626	42.4
1981	Mike Miller	70	2,672	38.2
1982	Mike Miller	70	2,630	37.6
1983	Adam Lindsey	77	2,959	38.4
1984	Adam Lindsey	70	2,608	37.3
1985	Adam Lindsey	75	2,790	37.2
1986	Adam Lindsey	77	3,093	40.2
1987	Todd Davis	48	1,871	39.0
1988	Todd Davis	68	2,484	36.5
1989	Todd Davis	67	2,563	38.3
1990	Todd Davis	55	2,216	40.3
1991	Chris Gable	50	1,774	35.5
1992	Rick Boeckmann	62	2,416	39.0
1993	Rick Boeckmann	45	1,701	37.8
1994	Rick Boeckmann	60	2,242	37.4
1995	Andy Smith	35	1,308	37.4
1996	K.C. Armstrong	52	2,022	38.9
1997	K.C. Armstrong	46	1,776	38.6
1998	Alan Ogletree	50	1,865	37.3
1999	Alan Ogletree	50	2,003	40.1
2000	Alan Ogletree	62	2,408	38.8
2001	Brian Claybourn	59	2,364	40.1
2002	Brian Claybourn	67	2,653	39.6
2003	Brian Claybourn	54	2,224	41.2
2004	Brian Claybourn	46	1,996	43.4
2005	Tanner Siewert	39	1,459	37.4
2006	Tanner Siewert	30	1,082	36.1
2007	Jeremy Moore	46	1,919	41.7
2008	Jeremy Moore	67	2,472	36.9
2009	Jeremy Moore	56	2,427	43.3
2010	Hendrix Brakefield	71	2,872	40.5
2011	Hendrix Brakefield	64	2,662	41.6
2012	Hendrix Brakefield	45	1,896	42.1
2013	Hendrix Brakefield	31	1,220	39.4
2014	Joseph Occhipinti	49	1,817	37.1



Scoring

Year	Player	-Points By-			Total
		TD	PAT	FG	
1951	Gene McFadden	36	0	0	36
1952	Max Stevens	78	0	0	78
1953	Gene McFadden	48	0	0	48
1954	Jim Aurs	36	0	0	36
	Millard Shirley	36	0	0	36
1955	Jim Chambliss	18	0	0	18
1956	Jim Chambliss	18	0	0	18
1957	Jerry Brantley	12	14	3	29
1958	Denny Wedge	18	2	0	20
1959	Billy Booker	30	2	0	32
1960	Billy Booker	18	0	0	18
1961	Jim Hughes	24	2	0	26
1962	John Burt	24	0	0	24
1963	Sharon Miller	66	0	0	66
1964	Jim Burt	60	0	0	60
1965	Dickie Moore	54	2	0	56
1966	Jim Vorhees	48	0	0	48
1967	Dickie Moore	114	0	0	114
1968	Jim Vorhees	42	0	0	42
1969	Jay Davis	42	0	0	42
1970	Clarence Jackson	54	0	0	54
1971	Clarence Jackson	42	0	0	42
1972	John Embree	48	0	0	48
1973	Clarence Jackson	114	0	0	114
1974	Bob Hobby	24	0	0	24
	Lawrence Jefferson	24	0	0	24
	Virgil Livers	24	0	0	24
	Bill Smith	24	0	0	24
1975	Lawrence Jefferson	48	0	0	48
1976	Dave Betz	0	8	30	38
1977	Eddie Preston	42	0	0	42
1978	Barry Skaggs	54	0	0	54
1979	Eddie Preston	42	0	0	42
1980	Troy Snardon	72	0	0	72
1981	Troy Snardon	48	0	0	48
1982	Jim Griffiths	0	20	18	38
1983	Glendell Miller	36	0	0	36
1984	Lanny Hall	0	11	21	32
1985	Glendell Miller	60	0	0	60
1986	Dan Maher	0	22	27	49
1987	Dan Maher	0	30	39	69
1988	Joe Arnold	90	0	0	90
1989	Don Smith	48	0	0	48
1990	Steve Donisi	0	14	33	47
1991	Eddie Thompson	36	4	0	40
1992	Eddie Thompson	54	0	0	54
1993	Chris Pino	0	32	36	68
1994	Will Sweeney	0	28	27	55
1995	Willie Taggart	48	2	0	50
1996	Antwan Floyd	66	0	0	66
1997	Willie Taggart	96	0	0	96
1998	Willie Taggart	90	2	0	92
1999	Rod Smart	60	0	0	60
2000	Peter Martinez	0	49	51	100
2001	Peter Martinez	0	34	42	76
2002	Peter Martinez	0	49	54	103
2003	Matt Lange	0	48	69	117
2004	Brian Porter	84	0	0	84
2005	Chris James	0	42	45	87
2006	Chris James	0	27	39	66
2007	Chris James	0	42	42	84
2008	Tanner Siewert	0	14	33	47
2009	Casey Tinius	0	25	42	67
2010	Bobby Rainey	90	0	0	90
2011	Bobby Rainey	102	0	0	102
2012	Antonio Andrews	90	0	0	90
2013	Antonio Andrews	96	0	0	96
2014	Garrett Schwettman	0	70	48	118

Tackles

Year	Player	UT	AT	Total
1965	Wes Simpson	60	49	109
1966	Allan Hogan	54	28	82
1967	Bill Hape	45	40	85
1968	Jerry Humble	63	48	111
1969	Jimmy Barber	74	40	114
1970	Jimmy Barber	75	55	130
1971	Terry Thompson	71	43	114
1972	Robert Walton	77	41	118
1973	Lonnie Schuster	66	35	101
1974	Rick Green	87	51	138
1975	Rick Green	131	82	213
1976	Biff Madon	90	58	148
1977	Biff Madon	84	59	143
1978	Tony Towns	74	40	114
1979	Carl Estelle	53	78	131
1980	Tim Ford	28	83	111
1981	Paul Gray	73	100	173
1982	Paul Gray	56	93	149
1983	Paul Gray	53	84	137
1984	Vernard Johnson	59	39	98
1985	Neil Fatkin	59	53	112
1986	Neil Fatkin	46	30	76
1987	Mike Carberry	73	35	108
1988	Mike Carberry	73	55	128
1989	Jerome Martin	57	23	80
1990	Raji Gordon	62	28	90
1991	Richard Grice	70	32	102
1992	Richard Grice	98	60	158
1993	Sheldon Benoit	59	40	99
1994	Sheldon Benoit	61	33	94
1995	Bryson Warner	49	37	86
1996	Trae Hackett	60	34	94
1997	Ron Kelly	65	35	100
1998	Trae Hackett	65	26	91
1999	Melvin Wisham	75	43	118
2000	Melvin Wisham	106	65	171
2001	Erik Dandy	82	73	155
2002	Charles Thompson	93	66	159
2003	Erik Dandy	100	65	165
2004	Deonté Smith	57	55	112
2005	Marion Rumph	41	52	93
2006	Marion Rumph	35	52	87
2007	Andre Lewis	50	53	103
2008	Travis Watters	36	37	73
2009	Thomas Majors	42	59	101
2010	Thomas Majors	59	46	105
2011	Andrew Jackson	41	68	109
2012	Andrew Jackson	78	44	122
2013	Xavius Boyd	68	35	103
2014	Nick Holt	62	49	111



WKU IN NCAA RANKINGS

Throughout the years, the Hilltoppers have ranked among the nation's leaders in a variety of NCAA team and individual statistical categories. The following is a look at the Toppers with a final Top 25 or better ranking:

1951	
Team	
7th, Pass Offense	159.4 yds/gm
25th, Total Offense	360.9 yds/gm
Individual	
7th, Passing - Jimmy Feix	1,204 yds
16th, Total Offense - Jimmy Feix	1,206 yds
1952	
Team	
3rd, Pass Offense	213.9 yds/gm
6th, Total Offense	425.8 yds/gm
24th Rush Defense	111.1 yds/gm
Individual	
4th, Passing - Jimmy Feix	1,581 yds
6th, Total Offense - Jimmy Feix	1,546 yds
1954	
Individual	
25th, Passing, Jerry Nassano	763 yds
1955	
Team	
14th, Pass Defense	42.8 yds/gm
1960	
Team	
6th, Pass Defense	40.6 yds/gm
1963	
Team	
5th, Rush Defense	48.5 yds/gm
1965	
Individual	
13th, Rushing, Dickie Moore	1,055 yds
1967	
Team	
3rd, Rush Offense	262.2 yds/gm
Individual	
1st, Rushing, Dickie Moore	1,444 yds
2nd, Scoring, Dickie Moore	114 pts
7th, Kick Scoring, Tom Atwood	46 pts
1969	
Individual	
7th, Total Offense, Johnny Vance	2,164 yds
8th, Passing, Johnny Vance	1,943 yds
1970	
Team	
7th, Scoring Defense	7.6 pts/gm
8th, Total Defense	162.8 yds/gm
1971	
Team	
1st, Pass Defense	57.7 yds/gm
5th, Total Defense	151.1 yds/gm
1973	
Team	
1st, Scoring Offense	37.7 yds/gm
3rd, Scoring Defense	6.2 pts/gm
4th, Total Offense	407.1 yds/gm
5th, Pass Offense	213.9 yds/gm
Individual	
5th, Scoring, Clarence Jackson	9.6 pts/gm
7th, Punting, Charlie Johnson	42.2 yds/kick
1974	
Team	
2nd, Rush Defense	57.4 yds/gm
4th, Total Defense	159.2 yds/gm
9th, Scoring Defense	213.9 yds/gm
Individual	
6th, Punting, Charlie Johnson	42.3 yds/kick
1975	
Team	
4th, Rush Defense	59.2 yds/gm
4th, Total Defense	170.3 yds/gm
9th, Scoring Defense	9.5 pts/gm
Individual	
2nd, Punting, Walt Herod	42.4 yds/kick
1965	
Individual	
9th, Punting, Walt Herod	41.1 yds/kick
1978	
Team	
4th, Pass Defense	93.5 yds/gm
Individual	
6th, Punting, Ray Farmer	39.4 yds/kick
7th, Passing, John Hall	1439 yds
8th, Total Offense, John Hall	1,451 yds
1979	
Team	
5th, Total Offense	371.0 yds/gm
Individual	
6th, Receiving, Eddie Preston	3.9 catches/gm
7th, Pass Efficiency, John Hall	108.9 rating
8th, Total Offense, John Hall	134.8 yds/gm
1980	
Team	
5th, Punting	38.2 yds/kick
6th, Rush Offense	233.9 yds/gm
Individual	
2nd, Punting, Ray Farmer	42.4 yds/kick
7th, Scoring, Troy Snardon	7.2 pts/gm
1981	
Individual	
10th, Receiving, John Newby	4.4 catches/gm



1982

Team	
2nd, Trunover Margin	+1.30/gm
4th, Kickoff Returns	25.7 yds/return
15th, Pass Defense	124.4 yds/gm

Individual	
1st, Kickoff Returns, Davlin Mullen	31.9 yds/return

1984

Team	
14th, Pass Offense	255.5 yds/gm
13th, Kickoff Returns	23.7 yds/return

Individual	
13th, Kickoff Returns, Keith Paskett	23.7 yds/return

1985

Team	
1st, Pass Attempts	69 vs. MTSU
10th, Pass Offense	278.5 yds/gm

Individual	
13th, Total Offense, Jeff Cesarone	231.1 yds/gm
17th, Receiving, Alan Mullins	5.9 catches/gm

1986

Team	
19th, Kickoff Returns	21.0 yds/return

1987

Team	
10th, Total Offense	270.2 yds/gm
13th, Pass Defense	141.1 yds/gm
13th, Turnover Margin	+0.80/gm
16th, Net Punting	36.1 yds/kick

Individual	
9th, Interceptions, James Edwards	0.7 INTs/gm
18th, Field Goals, Dan Maher	1.20 FG/gm

1988

Team	
5th, Scoring Defense	13.4 pts/gm
10th, Rush Defense	233.8 yds/gm
10th, Total Defense	275.9 yds/gm

Individual	
4th, Rushing, Joe Arnold	132.82 yds/gm
8th, All-Purpose Rushing, Joe Arnold	160.0 yds/gm
11th, Punt Returns, Cedric Jones	11.16 yds/return
14th, Field Goals, Dan Maher	1.27 FG/gm

1989

Individual	
19th, Kickoff Returns, Anthony Green	23.19 yds/return
20th, Rushing, Don Smith	91.36 yds/gm

1990

Team	
2nd, Punt Returns	14.67 yds/return
14th, Kickoff Returns	20.83 yds/return
15th, Net Punting	36.33 yds/kick
22nd, Rush Offense	201.1 yds/gm

Individual	
5th, Kickoff Returns, Eddie Godfrey	28.0 yds/return
6th, Rushing, Don Smith	110.13 yds/gm
15th, Punting, Todd Davis	40.29 yds/kick
16th, All-Purpose Rushing, Don Smith	135.25 yds/gm
19th, Field Goals, Steve Donisi	1.10 FG/gm

1991

Team	
9th, Rush Offense	260.0 yds/gm

1992

Team	
2nd, Rush Offense	287.1 yds/gm

Individual	
2nd, Rushing per carry, Eddie Thompson	7.4 yds/att
23rd, Rushing, Eddie Thompson	93.0 yds/gm

1993

Team	
1st, Rush Offense	300.1 yds/gm
18th, Total Defense	305.5 yds/gm
23rd, Total Offense	407.1 yds/gm

Individual	
21st, Field Goals, Chris Pino	1.1 FG/gm

1994

Team	
8th, Rush Offense	258.1 yds/gm
23rd, Total Offense	403.4 yds/gm
25th, Net Punting	35.2 yds/kick

Individual	
12th, Rushing, Antwan Floyd	120.6 yds/gm

1995

Team	
2nd, Rush Offense	275.2 yds/gm
23rd, Total Offense	385.6 yds/gm

Individual	
5th, All-Purpose Rushing, Joey Stockton	199.0 yds/gm
11th, Receiving Yards, Joey Stockton	86.3 yds/gm
22nd, Kickoff Returns, Joey Stockton	23.95 yds/return

1996

Team	
3rd, Rush Offense	285.1 yds/gm
6th, Kickoff Returns	25.4 yds/return
17th, Pass Defense	150.1 yds/gm

Individual	
6th, Kickoff Returns, Joey Stockton	28.8 yds/return
23rd, All-Purpose Rushing, Joey Stockton	142.1 yds/gm

1997

Team	
1st, Rush Offense	366.0 yds/gm
3rd, Scoring Offense	36.6 pts/gm
6th, Total Offense	456.6 yds/gm
8th, Rush Defense	84.8 yds/gm
12th, Kickoff Returns	22.0 yds/return
24th, Total Defense	285.6 yds/gm

Individual	
11th, Scoring, Willie Taggart	9.0 pts/gm
13th, Rushing, Willie Taggart	121.7 yds/gm
15th, Field Goals, Jeff Poisel	1.1 FG/gm
23rd, Scoring, Jeff Poisel	7.8 pts/gm

**1998**

Team	
3rd, Rush Offense	344.6 yds/gm
4th, Punt Returns	15.4 yds/return
9th, Scoring Offense	36.0 pts/gm
10th, Turnover Margin	+1.09/gm
23rd, Total Offense	415.0 yds/gm

Individual

10th, Kickoff Returns, Bryan Daniel	27.6 yds/return
15th, Punt Returns, Delvechio Walls	12.4 yds/return
17th, Rushing, Willie Taggart	119.4 yds/gm
24th, Scoring, Willie Taggart	8.4 pts/gm

1999

Team	
7th, Rush Offense	283.2 yds/gm
20th, Punt Returns	12.0 yds/return
25th, Net Punting	35.8 yds/kick

Individual

13th, Punt Returns, Bobby Sippio	13.5 yds/return
25th, Rushing, Rod Smart	113.5 yds/gm

2000

Team	
1st, Pass Efficiency	164.61 rating
1st, Scoring Defense	11.6 pts/gm
1st, Turnover Margin	+2.73/gm
3rd, Net Punting	38.0 yds/kick
9th, Rush Offense	268.5 yds/gm
9th, Rush Defense	100.1 yds/gm
17th, Pass Efficiency Defense	96.08 rating
24th, Kickoff Returns	21.38 yds/return
25th, Scoring Offense	33.0 pts/gm

Individual

1st, Passes Defended, Bobby Sippio	2.7 PBU/gm
3rd, Total Tackles, Melvin Wisham	13.64 tackles/gm
3rd, Interceptions, Bobby Sippio	.09 INTs/gm
10th, Field Goals, Peter Martinez	1.36 FG/gm
11th, Fumble Recoveries, Bobby Sippio	0.4 FR/gm
16th, Punt Returns, Joseph Jefferson	12.18 yds/return
20th, Tackles for Loss, Melvin Wisham	1.55 TFL/gm
21st, Interceptions, Joseph Jefferson	0.55 INTs/gm
24th, Punting, Alan Ogletree	39.8 yds/kick

2001

Team	
2nd, Rush Offense	303.18 yds/gm
2nd, Total Defense	233.18 yds/gm
2nd, Scoring Defense	11.1 pts/gm
4th, Pass Defense	137.27 yds/gm
5th, Kick Returns	24.40 yds/return
9th, Rush Defense	95.9 yds/gm
12th, Punt Returns	15.24 yds/return
13th, Pass Efficiency Defense	96.38 rating
16th, Net Punting	35.96 yds/kick
18th, Turnover Margin	+0.73/gm

Individual

5th, Total Tackles, Erik Dandy	12.64 tackles/gm
5th, Punt Returns, Joseph Jefferson	17.14 yds/return
17th, Tackles for Loss, Sherrod Coates	1.64 TFL/gm
18th, Field Goals, Peter Martinez	1.09 FG/gm
19th, Punting, Brian Claybourn	40.17 yds/kick

2002

Team	
2nd, Pass Efficiency	154.94 rating
6th, Rush Offense	252.87 yds/gm
8th, Turnover Margin	+1.13/gm
11th, Scoring Defense	16.4 pts/gm
20th, Punt Returns	12.95 yds/return
23rd, Total Defense	279.20 yds/gm

Individual

7th, Punt Return, Antonio Veals	14.67 yds/return
12th, Tackles for Loss, Sherrod Coates	2.07 TFL/gm
14th, Field Goals, Peter Martinez	1.20 FG/gm
16th, Sacks, Sherrod Coates	0.87 sacks/gm
19th, Rushing, Jon Frazier	102.47 yds/gm
24th, Tackles, Charles Thompson	10.60 tackles/gm
25th, Solo Tackles, Charles Thompson	6.20 tackles/gm

2003

Team	
6th, Total Defense	283.69 yds/gm
7th, Kickoff Returns	24.61 yds/return
8th, Rush Offense	242.69 yds/gm
8th, Pass Defense	151.46 yds/gm
12th, Punt Return	13.11 yds/return
14th, Scoring Defense	16.85 pts/gm
18th, Scoring Offense	32.85 pts/gm
18th, Pass Efficiency Defense	104.50 rating
21st, Net Punting	36.07 yds/kick
21st, Turnover Margin	+0.77/gm
24th, Pass Efficiency	137.03 rating

Individual

2nd, Field Goals, Matt Lange	1.77 FG/gm
12th, Scoring, Matt Lange	9.00 pts/gm
17th, Rushing, Lerron Moore	114.62 yds/gm
19th, Punting, Brian Claybourn	41.19 yds/kick
21st, Punt Returns, Antonio Veals	12.15 yds/return

2004

Team	
7th, Net Punting	37.48 yds/kick
14th, Rush Offense	226.17 yds/gm
16th, Scoring Defense	18.92 pts/gm
17th, Turnover Margin	+0.67/gm
22nd, Pass Efficiency	140.67 rating

Individual

4th, Punting, Brian Claybourn	43.39 yds/kick
9th, Interceptions, Antonio Thomas	0.58 INTs/gm
19th, Punt Returns, Dennis Mitchell	11.38 yds/return
21st, Pass Efficiency, Justin Haddix	138.78 rating

2005

Team	
4th, Punt Returns	16.13 yds/return
11th, Rush Defense	113.09 yds/gm
12th, Tackles for Loss	7.64 TFL/gm
14th, Rush Offense	228.55 yds/gm
21st, Sacks	2.73 sacks/gm
22nd, Pass Efficiency	139.22 rating

Individual

6th, Punt Returns, Dennis Mitchell	16.13 yds/return
11th, Field Goals, Chris James	1.36 FGs/gm
19th, Pass Efficiency, Justin Haddix	138.88 rating
22nd, Rushing, Lerron Moore	103.70 yds/gm
22nd, Scoring, Chris James	7.91 pts/gm



2006

Team

13th, Kickoff Returns	22.44 yds/return
16th, Pass Defense	153.18 yds/gm
17th, Pass Efficiency	138.71 rating
23rd, Total Offense	364.73 yds/gm
23rd, Pass Efficiency Defense	108.61 rating

Individual

12th, Field Goals, Chris James	1.18 FG/gm
19th, Receptions, Curtis Hamilton	5.78 rec/gm
24th, Pass Efficiency, Justin Haddix	137.21 rating

2009

Individual

8th, All-Purpose Rushing, Bobby Rainey	175.08 yds/gm
18th, Punting, Jeremy Moore	43.34 yds/kick

2010

Individual

3rd, Rushing, Bobby Rainey	137.42 yds/gm
11th, All-Purpose Rushing, Bobby Rainey	156.58 yds/gm

2011

Team

1st, Time of Possession	35:08
7th, Kickoff Returns	26.10 yds/return
18th, Kickoff Coverage	41.5 yds/gm

Individual

2nd, Rushing, Bobby Rainey	141.25 yds/gm
2nd, Kickoff Returns, John Evans	32.17 yds/return
6th, All-Purpose Rushing, Bobby Rainey	171.33 yds/gm
13th (tie), Tackles for Loss, Andrew Jackson	1.42 TFL/gm
23rd (tie), Interceptions, Derrius Brooks	0.33 INTs/gm
23rd (tie), Interceptions, Kareem Peterson	0.33 INTs/gm
24th, Scoring, Bobby Rainey	8.50 points/gm

2012

Team

10th, Time of Possession	32:18
13th, Tackles for Loss	7.38 TFL/gm
15th, Third-Down Conversion	48.2%
16th, Kickoff Returns	24.6 yds/return
24th, Opponent Fourth-Down Conversion	38.1%

Individual

1st, All-Purpose Yards, Antonio Andrews	3,161 yards
1st, All-Purpose Yards PG, Antonio Andrews	243.2 yds/gm
1st, Sacks PG, Quanterus Smith	1.25 sacks/gm
5th, Rushing, Antonio Andrews	132.9 yds/gm
5th, Tackles For Loss, Quanterus Smith	1.85 TFL/gm
5th, Interceptions, Jonathan Dowling	0.50 INT/gm
8th, Sacks, Quanterus Smith	12.5
15th, Punt Returns, Antonio Andrews	12.3 yds/return
18th, Kickoff Returns, Antonio Andrews	27.4 yds/return

2013

Team

6th, First Downs Defense	201
10th, Passing Defense	177.9 yds/gm
14th, Total Defense	339.2 yds/gm
16th, Time of Possession	32:22

Individual

1st, All-Purpose Yards, Antonio Andrews	2,619 yards
1st, All-Purpose Yards PG, Antonio Andrews	218.25 yds/gm
1st, Forced Fumbles, Jonathan Dowling	6
3rd, Rushing Yards PG, Antonio Andrews	144.2 yds/gm
7th, Rushing Yards, Antonio Andrews	1,730 yds
11th, Rushing Touchdowns, Antonio Andrews	16
17th, Passes Defended, Cam Thomas	1.3/gm
19th, Solo Tackles, Xavius Boyd	5.7/gm
20th, Interceptions, Cam Thomas	0.4/gm

21st, Completion Pct., Brandon Doughty	65.8%
22nd, Completions PG, Brandon Doughty	20.5/gm
25th, Tackles for Loss, Xavius Boyd	1.3/gm

2014

Team

1st, 20+ yard Passing Completions	75
2nd, Passing Offense	374.3 yds/gm
3rd, Passing Efficiency	166.69
4th, Total Offense	534.6 yds/gm
6th, Scoring Offense	44.4 pts/game
6th, Third Down Conversion Pct.	51.1
6th, Completion Percentage	67.9
6th, First Downs Offense	351
9th, Defensive Touchdowns	5
17th, Red Zone Defense	74.2
19th, Tackles for Loss Allowed	4.69
25th, Sacks Allowed	1.46 per gm

Individual

1st, Passing Yards, Brandon Doughty	4,830 yards
1st, Passing Touchdowns, Brandon Doughty	49
1st, Points Responsible For Per Game, Brandon Doughty	24.2
1st, 20+ yard Passing Completions, Brandon Doughty	74
2nd, Points Responsible For, Brandon Doughty	308
2nd, Passing Yards Per Game, Brandon Doughty	371.5
3rd, Total Offense, Brandon Doughty	367.5
3rd, Passing Efficiency, Brandon Doughty	167.1
3rd, Completions Per Game, Brandon Doughty	28.85
6th, Completion Percentage, Brandon Doughty	67.9
9th, All-Purpose Yards Per Game, Leon Allen	155.23 yds/gm
10th, Yards Per Pass Attempt, Brandon Doughty	8.75
12th, Receiving Touchdowns, Jared Dangerfield	11
12th, Kickoff Return Touchdowns, Kylen Townner	1
18th, Rushing Yards, Leon Allen	1,542
19th, Rushing Yards Per Game, Leon Allen	118.6
20th, Scoring, Garrett Schwettman	9.1

Statistical rankings fell under the following categories in certain years:

1948 - 1972 — NCAA College Division
1973 - 1977 — NCAA Division II
1978 - 2006 — NCAA Division I-AA (FCS)
2009 - Present — NCAA Football Bowl Subdivision

Bold indicates national leader.

WKU was not eligible for statistical rankings during the two-year transition to FBS (2007-08).



CONSENSUS ALL-AMERICANS

WKU has five consensus All-Americans, an NCAA-designated term for a player who has been named to the AP, Walter Camp and AFCA team's in the same season.

CONSENSUS ALL-AMERICANS

Name	Position	Year
Buster Ashley	Offensive Line	2004
Chris Price	Offensive Line	2002
Mel Mitchell	Free Safety	2001
Bobby Sippio	Defensive Back	2000
James Edwards	Free Safety	1987

ASSOCIATED PRESS

First Team

2004	Buster Ashley (71), OL
2003	Buster Ashley (71), OL
2002	Sherrod Coates (11), OLB Chris Price (62), OL
2001	Mel Mitchell (4), FS
2000	Bobby Sippio (3), CB
1998	Patrick Goodman (74), OL
1997	Patrick Goodman (74), C
1988	Joe Arnold (33), TB Dean Tiebout (79), OT James Edwards (7), FS
1987	Paul Gray (51), LB
1983	Paul Gray (51), LB
1982	Donnie Evans (50), DE
1981	Pete Walters (68), OG
1980	Virgil Livers (24), DB
1974	Lawrence Brame (78), DE
1970	Dale Lindsey (44), FB
1964	Jimmy Feix (66), QB

Second Team

2003	Matt Lange (83), PK
2002	Buster Ashley (71), OL
2001	Erik Dandy (18), ILB
2000	Melvin Wisham (57), LB
1999	Patrick Goodman (74), OL
1998	Andy Hape (51), OL
1995	Brian Bixler (61), C
1988	Dwayne Penn (73), OG
1987	Steve Walsh (74), OT
1976	David Carter (56), C
1975	Rick Green (32), LB
1974	John Bushong (78), DT
1967	Dickie Moore (45), FB
1963	John Mutchler (83), E
1957	Jim "Yogi" Hardin (62), G

Third Team

2011	Bobby Rainey (3), RB
2005	Erik Losey (54), OL Antonio Thomas (6), CB
2004	Brian Claybourn (8), P
2003	Erik Dandy (18), ILB
2001	Chris Price (62), OL
1998	Willie Taggart (1), QB
1997	Andy Hape (51), OL
1958	Jim "Yogi" Hardin (62), G

Honorable Mention

1988	Mike Carberry (18), LB Cedric Jones (82), SE Dan Maher (4), PK
------	--

1987	Jeff Cesarone (8), QB
1974	Rick Green (32), LB
1968	Ed King (60), OL Lawrence Brame (78), DL Walt Heath (75), DL
1964	Jim Burt (30), HB
1963	Jim Burt (30), HB
1956	Jim "Yogi" Hardin (62), G Bill Strawn, C

ATHLON SPORTS

Second Team

2013	Antonio Andrews (5), AP
------	-------------------------

CBS SPORTS

Second Team

2013	Antonio Andrews (5), AP
------	-------------------------

COLLEGESPORTSREPORT.COM

Second Team

2004	Buster Ashley (71), OL
2003	Buster Ashley (71), OL Matt Lange (83), PK

Third Team

2004	Antonio Thomas (6), CB
------	------------------------

Honorable Mention

2004	Brian Claybourn (8), P Charles Thompson (9), ILB
------	---

CSTV: COLLEGE SPORTS TV

2003	Buster Ashley (71), OL
------	------------------------

FWAA FRESHMAN ALL-AMERICA

2014	Brandon Ray (51), OL
2010	Willie McNeal (86), KOR

HANSEN'S FOOTBALL GAZETTE

First Team

2004	Buster Ashley (71), OL
2003	Buster Ashley (71), OL Erik Dandy (18), ILB Matt Lange (83), PK
2002	Sherrod Coates (11), OLB Chris Price (62), OL
2000	Bobby Sippio (3), CB Melvin Wisham (57), LB
1998	Patrick Goodman (74), OL
1988	Joe Arnold (33), TB

Second Team

2002	Buster Ashley (71), OL
2001	Chris Price (62), OL
2000	Peter Martinez (19), PK
1999	Ben Wittman (91), DE
1997	Patrick Goodman (74), C
1996	Joey Stockton (32), WR/RS

Third Team

2006	Curtis Hamilton (15), WR
2003	Jeremy Chandler (20), CB Karl Maslowski (48), LB
1997	Andy Hape (51), OL
1996	Mike Mills (12), SS
1995	Dan McGrath (25), LB
1988	Dean Tiebout (79), OT

Honorable Mention

2006	Marion Rumph (10), FS Greg Ryan (52), OL Chris Sullivan (65), OL
------	--



2001	Joseph Jefferson (2), CB Mel Mitchell (4), FS
2000	Sherrod Coates (11), LB Joseph Jefferson (2), CB Mel Mitchell (4), FS Chris Price (62), OL
1999	Patrick Goodman (74), OL Rod Smart (23), RB
1998	Andy Hape (51), OL Willie Taggart (1), QB
1997	Jeff Poisel (14), PK Joey Stockton (32), RS Willie Taggart (1), QB
1996	Antwan Floyd (23), TB Turner Goodwin (69), OL Bryson Warner (46), LB
1995	Brian Bixler (61), C Joey Stockton (32), WR

KODAK/AMERICAN FOOTBALL COACHES

2005	Erik Losey (54), OL
2004	Buster Ashley (71), OL
2003	Buster Ashley (71), OL
2002	Chris Price (62), OL
2001	Mel Mitchell (4), FS
2000	Bobby Sippio (3), CB
1998	Patrick Goodman (74), OL
1987	James Edwards (7), FS
1980	Tim Ford (80), DE; Pete Walters (68), OG
1977	Chip Carpenter (65), OG
1975	Rick Green (32), LB
1973	Mike McCoy (21), DB

PHIL STEELE

Second Team

2013	Antonio Andrews (5), AP
------	-------------------------

Third Team

2012	Antonio Andrew (5), AP
------	------------------------

Fourth Team

2012	Quanterus Smith (93), DL
2011	Bobby Rainey (3), RB

SPORTS ILLUSTRATED.COM

First Team

2013	Antonio Andrews (5), AP
------	-------------------------

Second Team

2012	Antonio Andrews (5), AP
2011	Bobby Rainey (3), RB

Third Team

2012	Antonio Andrews (5), RB
------	-------------------------

Honorable Mention

2012	Quanterus Smith (93), DL
2011	John Evans (26), KOR
2010	Bobby Rainey (3), RB

THE SPORTS NETWORK

First Team

2003	Buster Ashley (71), OL
2002	Sherrod Coates (11), OLB Chris Price (62), OL
2001	Erik Dandy (18), ILB Mel Mitchell (4), FS
2000	Bobby Sippio (3), CB Melvin Wisham (57), LB
1998	Patrick Goodman (74), OL
1997	Patrick Goodman (74), C
1996	Joey Stockton (32), WR/RS

1991	Milton Biggins (84), TE
1988	Dean Tiebout (79), OT
1987	James Edwards (7), FS

Second Team

2004	Buster Ashley (71), OL
2003	Erik Dandy (18), ILB Matt Lange (83), PK
2002	Buster Ashley (71), OL
2001	Chris Price (62), OL
1999	Patrick Goodman (74), OL
1989	Russell Foster (32), LB
1988	Joe Arnold (33), TB
1988	Dewayne Penn (73), OG

Third Team

2004	Brian Claybourn (8), P Antonio Thomas (6), CB
2003	Karl Maslowski (48), LB
2001	Sherrod Coates (11), LB

Honorable Mention

1990	Raji Gordon (22), LB
------	----------------------

UNIVERSAL SPORTS

First Team

1973	Porter Williams (22), SE
1971	Jim Barber (55), LB

Second Team

1973	David Nollner (50), OG
------	------------------------

WALTER CAMP FOUNDATION

First Team

2004	Buster Ashley (71), OL
2002	Sherrod Coates (11), OLB; Chris Price (62), OL
2001	Mel Mitchell (4), FS Chris Price (62), OL
2000	Bobby Sippio (3), CB
1995	Brian Bixler (61), C
1987	James Edwards (7), FS
1988	Joe Arnold (33), TB; Dean Tiebout (79), OT

Second Team

2011	Bobby Rainey (3), RB
------	----------------------

I-AA.ORG ALL-STAR TEAM

2005	Chris James (83), PK
2004	Buster Ashley (71), OL Charles Thompson (9), ILB
2003	Buster Ashley (71), OL
2002	Buster Ashley (71), OL Sherrod Coates (11), OLB Jeremi Johnson (1), FB Chris Price (62), OL

YAHOO! SPORTS / RIVALS

Third Team

2011	Bobby Rainey (3), RB
------	----------------------

ACADEMIC ALL-AMERICANS

Name	Position	Year
Jim Barber	Linebacker	1970, 1971
Brian Bixler	Center	1994, 1995
Mark Fatkin	Guard	1984, 1985
Tim Ford	Defensive End	1981
Patrick Goodman	Offensine Line	1998, 1999
Brian Lowder	Safety	2002
Jason Michael	Quarterback	2002



NATIONAL AWARDS

AFC A NATIONAL COACH OF THE YEAR

2002 Jack Harbaugh

BUCK BUCHANAN AWARD FINALIST

2004 Charles Thompson, ILB (9th place)
2001 Mel Mitchell, FS (6th place)
2000 Melvin Wisham, LB (4th place)

DOAK WALKER AWARD SEMIFINALIST

2013 Antonio Andrews, RB

EDDIE ROBINSON AWARD FINALIST

2004 David Elson
2000 Jack Harbaugh (3rd place)

PAUL HORNING AWARD FINALIST

2013 Antonio Andrews, RB
2012 Antonio Andrews, RB

SAMMY BAUGH AWARD

2014 Brandon Doughty, QB

WALTER PAYTON AWARD FINALIST

1998 Willie Taggart, QB
1997 Willie Taggart, QB

AL ALMOND MEMORIAL AWARD

The Al Almond Memorial Award is given in honor of longtime Bowling Green Optimist Club member Al Almond to recognize the Hilltopper athlete who most reflects Mr. Almond's devotion to character, personality, loyalty, ability, service and love of fellow man.

1968 Walt Heath, DT

1969 Johnny Vance, QB

1970 Bill Hape, LB

1971 Jimmy Barber, LB

1972 Andrew Francis, DB

1973 Leo Peckenpaugh, QB

1974 John Humphrey, OG

1975 Ray Henderson, OG

1976 Dave Carter, C

1977 Chip Carpenter, OG

1978 Reginald Hayden, BB

1979 Chuck DeLacey, LB

1980 Pete Walters, OG

1981 Barry Bumm, FS

1982 Tom Fox, DE

1983 Walter York, BB

1984 Tim Mooney, DE

1985 Rick Denstorff, C

Alan Mullins, FL

1986 Pat McKenzie, RB

1987 Darnell Martin, SS

1988 Pedro Bacon, FB

1989 Troy Dowdy, FB

1990 Scott Campbell, QB

1991 Tony Garner, NG

1992 Mark Lamberth, C

1993 Robert Jackson, WB

1994 Ty Koon, OL

1995 Stephon Benford, OL

1996 Andy McLeod, TE

1997 Kenny Martray, DT

1998 Willie Taggart, QB

1999 Todd Sorrell, OT

2000 Melvin Wisham

2001 Keith Brooks, RB

2002 Patrick Reynolds, DL

2003 Jeremy Chandler, CB

2004 Ryan Thomas, OL

2005 Bill Hewig, OL

2006 Ross Dickens, DL

2007 Clay Stephens, DB

2008 Jared Johnson FB

2009 Tyrell Hayden, RB

2010 Preston King, OL

2011 Jared Clendenin, DL

2012 Jack Doyle, TE

2013 Antonio Andrews, RB

2014 Willie McNeal, WR

CONFERENCE AWARDS

CONFERENCE USA MOST VALUABLE PLAYER

2014 Brandon Doughty, QB

SUN BELT CONFERENCE PLAYER OF THE YEAR

2013 Antonio Andrews, RB

SBC OFFENSIVE PLAYER OF THE YEAR

2013 Antonio Andrews, RB
2011 Bobby Rainey, RB
2010 Bobby Rainey, RB

SBC DEFENSIVE PLAYER OF THE YEAR

2013 Xavius Boyd, LB
2012 Quanterus Smith, DL

GATEWAY FOOTBALL FRESHMAN OF THE YEAR

2003 Justin Haddix, QB

OHIO VALLEY CONFERENCE PLAYER OF THE YEAR

1979 John Hall, QB
1967 Dickie Moore, FB

OVC DEFENSIVE PLAYER OF THE YEAR

1976 Biff Madon, LB
1974 Virgil Livers, DB
1973 Lonnie Schuster, DT
1970 Lawrence Brame, DE
1969 Lawrence Brame, DE
1963 John Mutchler, DE

OVC COACH OF THE YEAR

2000 Jack Harbaugh
1980 Jimmy Feix
1978 Jimmy Feix
1973 Jimmy Feix
1963 Nick Denes

ALL-CONFERENCE USA**Second Team**

2014 Brandon Doughty, QB; Leon Allen, RB; Cameron Clemmons, OL; Jared Dangerfield, WR; Wonderful Terry, DB

Honorable Mention

2014 Forrest Lamp, OL; Mitchell Henry, TE; Taywan Taylor, WR; Nick Holt, LB; Cam Thomas, DB; Garrett Schwettman, K; Nolan Dowling, LS

All-Freshman

2014 Brandon Ray, OL; Derik Overstreet, DL; Kylen Towner, PR

ALL-SUN BELT CONFERENCE**First Team**

2013 Antonio Andrews, RB; Bar'ee Boyd, DL
Xavius Boyd, LB; Jonathan Dowling, DB
Luis Polanco, OL; Cam Thomas, DB
2012 Antonio Andrews, RB/AP; Jack Doyle, TE
Adam Smith, OL; Quanterus Smith, DL
Andrew Jackson, LB; Jonathan Dowling, DB
2011 Bobby Rainey, RB; Andrew Jackson, LB
Wes Jeffries, OL



2010 Bobby Rainey, RB

Second Team

2013 Andrew Jackson, LB
2012 Antonio Andrews, KR/PR
2011 Jack Doyle, TE; Adam Smith, OL
Derrius Brooks, DB; Quanterus Smith, DL
2010 Thomas Majors, LB
2009 Bobby Rainey, RB/AP

Honorable Mention

2013 Forrest Lamp, OL; Willie McNeal, WR
2012 Jamarcus Allen, DL; Kawaun Jakes, QB
2011 Bo Adebayo, DL; Jared Clendenin, DL
2010 Mychal Patterson, OL; Orlando Misaalefua, LB
2009 Jake Gaebler, WR; Jeremy Moore, P

PHIL STEELE'S ALL-CONFERENCE TEAMS

First Team

2013 Antonio Andrews, RB; Bar'ee Boyd, DL
Xavius Boyd, LB; Jonathan Dowling, DB
Andrew Jackson, LB; Luis Polanco, OL
Cam Thomas, DB
2012 Antonio Andrews, RB; Antonio Andrews, PR
Jonathan Dowling, DB; Jack Doyle, TE
Andrew Jackson, LB; Adam Smith, OL
Quanterus Smith, DL
2011 Andrew Jackson, LB; Wes Jeffries, OL
Bobby Rainey, RB; Adam Smith, OL
2010 Bobby Rainey, RB; Thomas Majors, LB

Second Team

2014 Brandon Doughty, QB; Leon Allen, RB; Jared
Dangerfield, WR; Cameron Clemmons, OL;
Nick Holt, LB
2013 Tyree Robinson, DB
2011 Hendrix Brakefield, P; Derrius Brooks, DB
Jack Doyle, TE; Kareem Peterson, DB
Quanterus Smith, DL
2010 Wes Jeffries

Third Team

2014 Taywan Taylor, WR; Forrest Lamp, OL
2012 Jamarcus Allen, DL; Antonio Andrews, KR
2011 Sean Conway, OL; John Evans, KR
2010 Tyree Robinson, DB; Quanterus Smith, DL

ALL-GATEWAY FOOTBALL CONFERENCE

First Team

2006 Curtis Hamilton, WR; Marion Rumph, FS
2005 Chris James, PK; Erik Losey, OL
Lerron Moore, RB; Marion Rumph, FS
Antonio Thomas, CB
2004 Buster Ashley, OL; Brian Claybourn, P
Deonté Smith, ILB; Charles Thompson, ILB
Antonio Thomas, CB
2003 Buster Ashley, OL; Jeremy Chandler, CB
Brian Claybourn, P; Erik Dandy, LB
Matt Lange, PK; Karl Maslowski, LB
Casey Rooney, WR; Antonio Veals, RS
Daniel Withrow, OL
2002 Buster Ashley, OL; Jeremy Chandler, DB
Sherrod Coates, LB; Chris Price, OL

Patrick Reynolds, DL; Antonio Veals, DB
2001 Sherrod Coates, LB; Erik Dandy, LB
Joseph Jefferson, DB; Mel Mitchell, DB
Chris Price, OL; Patrick Reynolds, DL

Second Team

2006 Dusty Bear, DL; Blake Boyd, LB
Andre Lewis, LB; Chris Sullivan, OL
2005 Deion Holts, LB; Dennis Mitchell, RS
Daniel Williams, DL
2004 Justin Haddix, QB; Erik Losey, OL
Lerron Moore, RB; Joe Woolridge, DL
2003 Chad Kincaid, DL; Anthony Oakley, OL
Charles Thompson, LB
2002 Erik Dandy, LB; Jon Frazier, RB
Daniel Withrow, OL
2001 Buster Ashley, OL; Brian Claybourn, P
Peter Martinez, PK; Kyle Moffatt, DB
Daniel Withrow, OL

Honorable Mention

2006 Justin Haddix, QB; Chris James, PK
Dennis Mitchell, RS; Lerron Moore, RB
2005 Justin Haddix, QB; Charles Phillips, DL
Greg Ryan, OL
2004 Dennis Mitchell, RS; Marion Rumph, DB
Brandon Smith, LB; Ryan Thomas, OL
2003 Carl Birts, DB; Shannon Hayes, WR
Lerron Moore, RB
2002 Brian Claybourn, P; Jon Drummond, LB
Peter Martinez, PK; Jason Michael, QB
2001 Jon Drummond, LB; Joseph Jefferson, RS
DeWayne Gallishaw, RB; Donte Pimbleton, QB

GATEWAY ALL-NEWCOMER TEAM

2006 Blake Boyd, OLB; Rashad Etheridge, CB
Jake Gaebler, WR; Andrew McCloud, RB
2005 Andrew Campbell, OL; Chris McConnell, OL
Jenkins Reese, ILB
2004 Erik Losey, OL; Brian Porter, RB
Marion Rumph, FS; Daniel Williams, DL
Joe Woolridge, DL
2003 Justin Haddix, QB; Lerron Moore, RB
Anthony Oakley, OL; Charlie Phillips, DL
Brandon Smith, LB
2002 Jeremi Johnson, FB; Casey Rooney, WR
2001 Buster Ashley, OL; Brian Claybourn, P

I-AA INDEPENDENT ALL-STAR TEAM

First Team

1998 Willie Taggart, QB (OPOY); Patrick Goodman, OL
Andy Hape, OL; Willie Taggart, QB
Delvechio Walls, RS
1997 Patrick Goodman, OL; Bryan Heyward, DT
Joey Stockton, RS
1996 Antwan Floyd, TB; Trae Hackett, LB
Joey Stockton, RS

Second Team

1998 Bryan Daniel, RS; Trae Hackett, LB
1997 Andy Hape, OL; Ron Kelly, LB
Joey Stockton, RS; Willie Taggart, QB
1996 Turner Goodwin, OL; Mike Mills, DB
Joey Stockton, PR



OHIO VALLEY ALL-TIME TEAMS

40th Anniversary Team

Lawrence Brame, DE	1967-70
Jim Burt, HB	1961-64
Chip Carpenter, OG	1973-77
David Carter, C	1973-76
Jimmy Feix, QB	1949-52
Dale Lindsey, FB	1963-64
Virgil Livers, DB	1971-74
Marvin Satterly, G	1950-53
Keith Tandy, DE	1973-76

Half Century Team

Lawrence Brame, DE	1967-70
Jim Burt, HB	1961-64
Chip Carpenter, G	1974-77
David Carter, C	1973-76
Rick Green, LB	1972-75
Dale Lindsey, FB	1963-64
Virgil Livers, DB	1971-74
Dickie Moore, FB	1965-68
Marvin Satterly, G	1950-53

ALL-OHIO VALLEY CONFERENCE

First Team

2000	DeWayne Gallishaw, RB; Peter Martinez, PK Chris Price, OL; Bobby Sippio, DB Melvin Wisham, LB
1999	Patrick Goodman, C; Bobby Sippio, DB Rod Smart, RB; Melvin Wisham, LB Ben Wittman, DE
1981	Barry Bumm, FS; Donnie Evans, DE Paul Gray, LB; John Newby, SE
1980	Barry Bumm, DB; Donnie Evans, DE Ray Farmer, P; Jerry Flippin, SE Ricky Gwinn, TE; Lamont Meacham, DB Phil Rich, OT; Troy Snardon, RB; Pete Walters, G
1979	Jeff Alsup, G; Carl Estelle, BB Tim Ford, DE; Ricky Gwinn, TE John Hall, QB; Eddie Preston, SE
1978	Carl Brazley, CB; John Hall, QB Reginald Hayden, BB; Eddie Preston, SE Tony Towns, DE
1977	Chip Carpenter, G; Biff Madon, LB Tony Towns, DT
1976	Chip Carpenter, G; Biff Madon, LB Keith Tandy, DE; Jimmy Woods, TB
1975	Sheroid Barrett, OT; Chip Carpenter, G Rick Green, LB; Walt Herod, P John Leathers, DB; Keith Tandy, DE
1974	John Bushong, DT; David Carter, C Rick Green, LB; John Humphrey, G Virgil Livers, DB; Keith Tandy, DE
1973	John Bushong, DT; Clarence Jackson, TB Charlie Johnson, P; Mike McCoy, DB Bob Morehead, DB; David Nollner, G Lonnie Schuster, DT; Aundra Skiles, LB Porter Williams, SE
1972	Andrew Francis, DB; Clarence Jackson, TB Mike McCoy, D; Brad Watson, DE
1971	Jim Barber, LB; Terry Kokinda, OT Bob Morehead, DB; Leo Peckenpough, QB Bill Sykes, C; Terry Thompson, DT
1970	Jim Barber, LB; Lawrence Brame, DE Jay Davis, SE; Dennis Durso, G Bill "Jelly" Green, DB; Steve Wilson, PK
1969	Johnny Vance, QB; Lawrence Brame, DE Bill "Jelly" Green, DB
1968	Lawrence Brame, DE; Walt Heath, T
1967	Roy Bondurant, G; Jim Garrett, HB Walt Heath, T; Allan Hogan, C Dickie Moore, FB; Larry Watkins, T
1966	Wes Simpson, E

1965	Dickie Moore, FB
1964	Stan Napper, E; Ed Crum, G Jim Burt, HB; Dale Lindsey, FB; Pat Counts, HB
1963	John Mutchler, E; Harold Chambers, T Joe Bugel, G; Jim Burt, HB; Dale Lindsey, FB
1961	Jim Hughes, E
1960	Herb Wassom, G
1959	Herb Wassom, G
1958	Larry Nutter, T; Jim "Yogi" Hardin, G
1957	Bill Holt, E; Jim "Yogi" Hardin, G
1955	Vernon Wilson, G; Bill Strawn, C
1954	Walt Apperson, E; Tom Patterson, C
1953	Bill Ploumis, E; Marvin Satterly, G Arnie Oaken, C; Gene McFadden, FB Max Stevens, HB
1952	R.E. Simpson, E; Marvin Satterly, G Jimmy Feix, QB; Gene McFadden, FB Max Stevens, HB
1951	Marvin Satterly, G; Lawrence Gilbert, C Jimmy Feix, QB
1950	Hoyte Threet, T; Roy Hina, G
1949	Frank Wallheiser, E
1948	Frank Wallheiser, E; Jim Pickens, QB

Second Team

2000	Sherrod Coates, LB; Joseph Jefferson, DB Mel Mitchell, DB
1999	Bobby Sippio, RS; Mel Mitchell, LB
1964	Ken Waller, E; Hugh Sturgeon, T
1963	Bobby Westmoreland, C (2nd Team)

Honorable Mention

1963	John Burt, B; Eddie Crum, G; Bob Gebhart, T; Sharon Miller, B; Stan Napper, E
------	--

ALL-KY INTERCOLLEGIATE ATHLETIC CONFERENCE

1941	Jimmy Salato, QB
1937	Clarence Caple, C; Joe Cook, G
1936	Clarence Caple, C; Joe Cook, G; Glenn Williams
1935	Clarence Caple, C

ALL-KENTUCKY

First Team

1940	Howard "Tip" Downing, E; Vernon Dulaney Back Johnny Taylor, G; Leslie Van Meter, T
1937	Clarence Caple, C; Joe Cook, G
1936	Clarence Caple, C; Joe Cook, G; Max Reed
1935	Max Reed
1934	Roy Cobb, E; Leo Yeksigian
1933	Harry Booker, HB
1931	Carroll Broderick, HB; Dillard Martin, C
1930	Rupert Cummings, G
1929	Rupert Cummings, T; Ed Stansbury, E
1928	Turner Elrod, FB; Paul Taylor, T; Lynn Williams, B

Second Team

1933	Wilfred Ausley, T; Roy Cobb, E
1929	Dillard Martin, C; Alton Wicker, T

Honorable Mention

1931	Clarence Mayhew, G
1930	Leroy Elrod, FB



RETIRED HILLTOPPER JERSEYS

The great names to wear a Hilltopper uniform or roam the sidelines as a coach during the history of Hilltopper football are numerous. However, only four have been recognized with a jersey retired in their honor. All-America quarterback - and later head coach - Jimmy Feix was the first to receive the honor. In fact, his number 66 is the only number officially removed from circulation. Following his playing days in the late 90's, Willie Taggart joined Feix with a retired jersey hung outside Houchens Industries - L.T. Smith Stadium.



#1

Willie Taggart (1995-98)
Retired: Oct. 23, 1999

Taggart ended his career not only as the school's all-time leading rusher with 3,997 career yards, but as the leader among all Division I quarterbacks. He was a two-time finalist for the Walter Payton Award, given to the top offensive player in NCAA Football Championship Subdivision.

Following his playing career, Taggart remained on The Hill as an assistant coach from 1999-2006. After three seasons as an assistant coach at Stanford, Taggart returned to WKU in 2009 to become head coach. He remained in that role until 2012 after leading the team to consecutive 7-5 seasons in 2011 and 2012 and the school's first ever FBS bowl game appearance following the 2012 season.



#44

Dale Lindsey (1963-64)
Retired: Sept. 15, 2007

A two-time All-OVC pick, Dale Lindsey earned All-America honors as a linebacker in 1964 and was named to the All-Time OVC Team in 1998.

In 1963, Lindsey was a major factor in the Hilltoppers' undefeated season which concluded with a Tangerine Bowl victory. Lindsey was drafted in the seventh round of the 1965 NFL Draft by the Cleveland Browns, where he played from 1965 to 1972. He signed with New Orleans to play his final season in 1973.

Following his professional playing career, Lindsey coached for several NFL, CFL and USFL teams. In 1988, Lindsey worked with Head Coach Forrest Gregg at SMU to revitalize the program after the infamous 'Death Penalty' sentence. Lindsey was named the head coach at the University of San Diego prior to the 2013 season.



#24

Virgil Livers (1971-74)
Retired: Oct. 20, 2001

One of the most explosive players in school history, Livers ranks among the top six all-time on the Hill in both interceptions and punt return yards.

Livers' career 250 interception return yards are No. 2 all-time and his 24.6 yards per interception return in 1974 and 19.2 career yards per interception return remain school records.

Livers was drafted by the NFL's Chicago Bears in the fourth round of the 1975 NFL Draft where he remained until he concluded his professional career in 1979. Livers appeared in 68 games, starting 60, over his career with Chicago. He also spent time with the Chicago Blitz of the USFL.



#66

Jimmy Feix (1949-52)
Retired: 1999

The first Hilltopper All-American in 1952, Jimmy Feix is also WKU's winningest head coach, leading the Hilltoppers to 106 victories from 1968-83.

Feix led WKU to winning seasons in his first eight seasons as the head coach, still the longest streak of consecutive winning seasons by one head coach in school history. Under Feix, WKU won a pair of Grantland Rice bowl games, finished as the NCAA II national runner up twice and won six Ohio Valley Conference championships.

A member of the inaugural class of the WKU Athletic Hall of Fame in 1991, Feix was also selected to the Ohio Valley Conference 40th Anniversary Team in June 1988. Prior to the 1991 campaign, the field inside Houchens Industries-L.T. Smith Stadium was named 'Feix Field' in his honor. He passed away on October 5, 2014. WKU won its next home game, against ODU, and scored 66 points, Feix's number, in the process.



IN THE DRAFT

Player	Rd	Pk	Team
2014			
Andrew Jackson	6	203	Indianapolis Colts
Jonathan Dowling	7	247	Oakland Raiders
2013			
Quanterus Smith	5	146	Denver Broncos
2003			
Jeremi Johnson	4	118	Cincinnati Bengals
2002			
Joseph Jefferson	3	74	Indianapolis Colts
Mel Mitchell	5	150	New Orleans Saints
1992			
Milton Biggins	12	321	Miami Dolphins
1990			
Jerome Martin	10	269	Green Bay Packers
Webbie Burnett	11	287	New Orleans Saints
1988			
David Smith	8	207	Philadelphia Eagles
1984			
Paul Gray	10	264	New Orleans Saints
1983			
Davlin Mullen	8	217	New York Jets
1982			
Lamont Meacham	11	280	Baltimore Colts
1980			
Eddie Preston	11	301	Houston Oilers
1977			
David Carter	6	165	Houston Oilers
1976			
Rick Caswell	13	360	New York Giants
1975			
Virgil Livers	4	83	Chicago Bears
John Bushong	8	184	Baltimore Colts
1974			
Mike McCoy	8	183	Houston Oilers
Clarence Jackson	16	395	New York Jets
1973			
Isaac "Ike" Brown	8	186	New England Patriots
1971			
Billy Green	15	378	Cleveland Browns
Lawrence Brame	16	407	St. Louis Cardinals
Sam Pearson	17	432	Cincinnati Bengals
1965			
Dale Lindsey	7	97	Cleveland Browns
Jim Burt	10	134	Los Angeles Rams
	15	116	New York Jets (AFL)
1956			
Bill Strawn	28	329	Philadelphia Eagles
1950			
Frank Wallheiser	12	151	Chicago Cardinals

IN THE NFL, AFL AND CFL

Antonio Andrews (2010-13)		<i>Tennessee Titans, NFL</i>	<i>2014-Pres.</i>
Milton Biggins (1989-91)		Miami Dolphins, NFL	1992
Roy Bondurant (1964-67)		St. Louis Cardinals, NFL	1968
Billy Booker (1958-61)		Buffalo Bills, AFL	1962
Xavious Boyd (2010-13)		Baltimore Ravens, NFL	2014
		Buffalo Bills, NFL	2014
Lawrence Brame (1967-70)		St. Louis Cardinals, NFL	1971
Carl Brazley (1976-79)		Buffalo Bills, NFL	1983
		Minnesota Vikings, NFL	1986
		San Diego Chargers, NFL	1987
Derrius Brooks (2007-11)		Cincinnati Bengals	2012
		New Orleans Saints	2014
		Tampa Bay Buccaneers	2014
Tony Brown (1987-88)		Seattle Seahawks, NFL	1989
Ike Brown (1968)		Montreal Alouettes, CFL	1972
		New England Patriots, NFL	1973
Stuart Bundy (1982-85)		New Orleans Saints, NFL	1990
Jim Burt (1961-64)		Los Angeles Rams, NFL	1965
John Bushong (1971-74)		Baltimore Colts, NFL	1975
		Dallas Cowboys, NFL	1976
		New York Giants, NFL	1976
		Baltimore Colts, NFL	1979
		San Diego Chargers, NFL	1980
David Carter (1973-76)		Houston Oilers, NFL	1977-84
		New Orleans Saints, NFL	1984-85
Rick Caswell (1973-75)		New York Giants, NFL	1976
Harold Chambers (1962-63)		San Francisco 49ers, NFL	1964
Brian Claybourn (2001-04)		San Diego Chargers, NFL	2005
Cameron Clemmons (2011-14)		<i>San Diego Chargers, NFL</i>	<i>2015-Pres.</i>
Dan Cline (2004-08)		Cincinnati Bengals, NFL	2009
Sherrod Coates (1999-2002)		Cleveland Browns, NFL	2003-05
Malcolm Darden (1986-87)		Cincinnati Bengals, NFL	1988
Jonathan Dowling (2012-13)		<i>Oakland Raiders, NFL</i>	<i>2014-Pres.</i>



Jack Doyle (2009-12) Tennessee Titans, NFL <i>Indianapolis Colts, NFL</i>	2013 2013-Pres.
Darryl Drake (1975, 1977-78) Washington Redskins, NFL Ottawa Roughriders, CFL Cincinnati Bengals, NFL	1979 1981 1983
James Edwards (1984-87) Miami Dolphins, NFL	1988
Donnie Evans (1979-81) Seattle Seahawks, NFL	1982
Ray Farmer (1977-80) St. Louis Cardinals, NFL	1981
Jimmy Feix (1949-52) New York Giants, NFL	1953
Ronnie Fishback (1980-83) Cleveland Browns, NFL	1985
Tom Fox (1979-82) Denver Broncos, NFL	1983
Eddie Godfrey (1988-90) Tampa Bay Buccaneers, NFL	1991
Paul Gray (1980-83) New Orleans Saints, NFL New York Jets, NFL Atlanta Falcons, NFL	1984 1986 1987
Bill "Jelly" Green (1967-70) Cleveland Browns, NFL	1971
Anthony Green (1988-89) Cincinnati Bengals, NFL San Francisco 49ers, NFL	1990 1991
Ricky Gwinn (1977-80) Dallas Cowboys, NFL	1981
Curtis Hamilton (2004-07) Chicago Bears, NFL New Orleans Saints, NFL	2008 2008
Mitchell Henry (2011-14) <i>Green Bay Packers, NFL</i>	2015-Pres.
Glenn Holt (1987) Miami Dolphins, NFL	1989
Ron Hunter (1979-82) Cincinnati Bengals, NFL	1983
Andrew Jackson (2010-13) Indianapolis Colts, NFL	2014
Clarence "Jazz" Jackson (1970-73) New York Jets, NFL	1974-76
Robert Jackson (1990-94) Minnesota Vikings, NFL	1995
Joseph Jefferson (1998-2001) Indianapolis Colts, NFL	2002-05
Jeremi Johnson (2002) Cincinnati Bengals, NFL	2003-07, 2009
Mark Johnson (1985-86) New York Jets, NFL Cincinnati Bengals, NFL	1987 1987
Kadeem Jones (2010-13) St. Louis Rams, NFL	2014
Xavier Jordan (1985, 1987-89) Seattle Seahawks, NFL	1990
Dale Lindsey (1963-64) Cleveland Browns, NFL	1965-73
Virgil Livers (1971-74) Chicago Bears, NFL	1975-81

Biff Madon (1974-77) Dallas Cowboys, NFL	1978
Jerome Martin (1988-89) Green Bay Packers, NFL	1990
Mike McCoy (1970-73) Houston Oilers, NFL Los Angeles Rams, NFL	1974 1974
Lamont Meacham (1978-81) Baltimore Colts, NFL	1982
Mike Miller (1979-82) Houston Oilers, NFL Atlanta Falcons, NFL	1983 1984
Mel Mitchell (1999-2001) New Orleans Saints, NFL New England Patriots, NFL	2002-05 2006-07
Tim Mooney (1983-84) New York Jets, NFL Philadelphia Eagles, NFL	1985 1987
Davlin Mullen (1979-82) New York Jets, NFL	1983-86
John Mutchler (1963) Cleveland Browns, NFL	1964
John Newby (1980-82) New England Patriots, NFL Buffalo Bills, NFL Miami Dolphins, NFL	1983 1983 1984
Anthony Oakley (2003) Cleveland Browns, NFL Chicago Bears, NFL	2003 2005-07
Keith Paskett (1983-86) Green Bay Packers, NFL	1987-88
Eddie Preston (1976-79) Houston Oilers, NFL	1980
Bobby Rainey (2007-11) Baltimore Ravens, NFL Cleveland Browns, NFL <i>Tampa Bay Buccaneers, NFL</i>	2012 2013 2013-Pres.
Phil Rich (1977-80) Dallas Cowboys, NFL New York Jets, NFL	1981 1982
Greg Ryan (2004-08) Baltimore Ravens, NFL	2009
Robert "Bubber" Simpson (1949-52) New York Giants, NFL	1953
Bobby Sippio (1999-2001) Miami Dolphins, NFL Kansas City Chiefs, NFL	2004 2007
Rod Smart (1997-99) San Diego Chargers, NFL Philadelphia Eagles, NFL Carolina Panthers, NFL Oakland Raiders, NFL	2000 2001-02 2002-05 2006
Adam Smith (2009-12) Tampa Bay Buccaneers, NFL	2013
David Smith (1987) Philadelphia Eagles, NFL Dallas Cowboys, NFL	1988 1989
Quanterus Smith (2009-12) Denver Broncos, NFL	2013-14
Troy Snardon (1978-81) Detroit Lions, NFL	1982
Bill Strawn (1953-56) Philadelphia Eagles, NFL	1956

Dean Tiebout (1986-88) New York Giants, NFL	1989
Cam Thomas (2011-14) <i>Buffalo Bills, NFL</i>	2015-Pres.
Brad Todd (1977-80) New Orleans, NFL	1985
Tony Towns (1976-78) Houston Oilers, NFL	1979
Frank Wallheiser (1946-49) Chicago Cardinals, NFL	1950
Steve Walsh (1985-87) Philadelphia Eagles, NFL New York Jets, NFL	1988 1989
Pete Walters (1977-80) Atlanta Falcons, NFL Philadelphia Eagles, NFL	1981 1987
Riley Ware (1988-89) Detroit Lions, NFL	1991
Brad Watson (1969-72) Washington Redskins, NFL Tampa Bay Buccaneers, NFL	1974 1976-77
Jonathan Watts (1988-89) Seattle Seahawks, NFL	1990
Ben Wittman (1996-99) Baltimore Ravens, NFL	2000
Harold Wright (1984-87) San Francisco 49ers, NFL	1988
COACHES	
Joe Bugel (1960-63) Detroit Lions Houston Oilers Washington Redskins AHC, 1983-89; 2004-09	1975-76 1977-80 1981-82 2004-09
Phoenix Cardinals Oakland Raiders San Diego Chargers	HC, 1990-93 1995-96 HC, 1997 1998-01
Romeo Crennel (1966-69) New York Giants New England Patriots DC, 2001-04 New York Jets Cleveland Browns HC, 2005-08 Kansas City Chiefs DC, 2010-2012 Head Coach, 2013 <i>Houston Texans</i> DC, 2014-Pres.	1981-92 1993-96 DC, 2001-04 1997-99 DC, 2000 HC, 2005-08 DC, 2010-2012 Head Coach, 2013 DC, 2014-Pres.
Darryl Drake (1975, 1977-78) Chicago Bears <i>Arizona Cardinals</i>	2004-12 2013-Pres.
Dale Lindsey (1963-64) Green Bay Packers New England Patriots Tampa Bay Buccaneers San Diego Chargers DC, 2002-03 Washington Redskins Chicago Bears, NFL	1986-87 1990 1991 1992-96 DC, 2002-03 1997-98, 04-06 1999-01
Jason Michael (1999-2002) Oakland Raiders New York Jets San Francisco 49ers San Diego Chargers <i>Tennessee Titans</i> OC, 2014-Pres.	2005 2006-07 2009 2010-2013 OC, 2014-Pres.



A

Abell, Raphael, 1941-42, 1946
 Abts, Mike (49), Green Bay, Wis., 1997
 Adams, Bernie (36), Lexington, Ky., 1997
 Adams, Bryan (38), Gallatin, Tenn., 2002
 Adams, Eric (59), Louisville, Ky., 1993-96
 Adams, Lucian, 1936-37
 Adams, Steve (39), Greenville, Ky., 1997-99
 Adebayo, Bo (90), Lawrenceville, Ga., 2009-11
 Adkins, Jeff (55), Somerville, Ohio, 1989
 Aikens, Austin (85), Tampa, Fla., 2012
 Alcineus, Caleb (48), Ft. Lauderdale, Fla., 1996-97
 Allen, Cedric (8,12), Comer, Ga., 1996-97
 Allen, Jamarcus (43), Orlando, Fla., 2009-12
Allen, Leon (33), Bradenton, Fla., 2012-14
 Alm, Lance (83, 49), Orland Park, Ill., 1985, 1987
 Alsop, Jeff (76), Goodlettsville, Tenn., 1976-79
 Anderson, Don "Andy" (54), Knoxville, Tenn., 1957-59
 Anderson, Barry (76), Nashville, Tenn., 1983-86
 Anderson, Karl (75), Mayfield, Ky., 1972-75
 Anderson, Kyle (96), Bloomington, Minn., 2007-08
 Anderson, Ricky (16), Ft. Lauderdale, Fla., 1979
 Andrews, Antonio (5), Fort Campbell, Ky., 2010-13
 Andrews, Chris (77), London, Ky., 1991
 Anthony, Shelley (58), Fairburn, Ga., 2008-09
 Anthony, Vincel (35), Louisville, Ky., 1985-88
 Antone, Ralph (11), McMurray, Pa., 1979-82
 Apperson, Walt, 1951-54
 Arcadi, Matt (83), Bradenton, Fla., 1998
 Armstrong, David (10), Nashville, Tenn., 1985-88
 Armstrong, K.C. (22, 19), Port Jefferson, N.Y., 1994-97
 Arnold, Dallas, 1941-42, 1946
 Arnold, Joe (33), Decatur, Ga., 1985-88
 Arnold, Kenneth, 1946-49
 Arnold, Paul, 1975
 Arnold, Ray (88, 77), Florence, Ky., 1996-99
 Ashley, Buster (71), Owensboro, Ky., 2001-04
 Astree, Rodney (95), Chicago, Ill., 1986
 Atkinson, Jim (32), Auburn, N.Y., 1975-76
 Atwood, Darryl (95), Austin, Texas, 1987
 Atwood, Tom (77), Princeton, Ky., 1964-67
 Aurs, Jim, 1953-54
 Ausley, Wilfred (69), 1931-33
 Austin-Bruce, K.J. (33), Louisville, Ky., 2007
 Ayers, Blake (18, 80), 2009-10

B

Babb, Gary (62), Auburn, Ky., 1984
 Babik, Jarrod (30), Walton, Ky., 2009
 Bacon, Pedro (23), Paducah, Ky., 1986-88
 Bagby, Rod (50), Covington, Ky., 1955-58
 Baggett, Lemore, 1933-34
 Bailey, David (11), Glasgow, Ky., 1983, 1986
 Bailey, Korentheus (54), Lula, Ga., 2009
 Baird, Andy (57), Hendersonville, Tenn., 1992, 1994
 Baird, Joe, Mt. Carmel, Ill., 1963-65
 Baisch, Nick (42), Louisville, Ky., 2010-13
 Baker, Brock (47, 30), Bolivar, Mo., 1998-2001
 Baker, Clarence "Stumpy" (52), Portsmouth, Va., 1956-59
 Baker, James, 1935-37
 Baker, Randolph, 1929-30
 Baldwin, Dan, 1928-29
 Ballowe, Tommy (23), Paducah, Ky., 1967-68
 Banks, Shawn (45), Gallatin, Tenn., 1992
 Barber, Jim (55), Portland, Tenn., 1969-71
 Barber, Tony (82), Bowling Green, Ky., 1986
 Bare, Steve (82), Owensboro, Ky., 1967-68
 Bariola, John, 1961-62

Barnes, Dewey, 1921-23, 1925
 Barnes, Greg (32), Prospect, Ky., 1980-81
 Barrett, Kenny, Princeton, Ky., 1954-57
 Barrett, Sheroid (86, 79), Barnesville, Ga., 1972, 1974-75
 Bartholomew, Doug (12), Lexington, Ky., 1976-77
 Barwick, John "Woody", Oak Ridge, Tenn., 1961-62
 Basham, Gus, 1920
 Bates, Anthony (35, 32), Milan, Mich., 2001-02
 Bates, Floyd, 1923-24
 Bates, Philip (41), Nolensville, Tenn., 2005
 Batsel, J.C., 1936-37
 Battle, Tom, Birmingham, Ala., 1949
 Baud, Nelson (49), 1930-32
 Baughman, Darius (36), Danville, Ky., 2007, 2009
 Beam, Earl, 1929-31
 Bean, Lewis "Red", 1947-49
 Bear, Dusty (53), Osprey, Fla., 1904-07
 Beard, Craig (88, 51), Campbellsville, Ky., 1975-77
 Beard, Ryan (15), Bowling Green, Ky., 2008, 2010-11
 Belcher, Jon (92), Somerset, Ky., 2007-08
 Bell, Arthur, 1914-15, 1920
 Bender, Jeff (77), Tampa, Fla., 1981-82
 Benford, Stephon (48), Louisville, Ky., 1992-95
 Bennett, Kirby (83), Maysville, Ky., 1976, 1978-79
 Bennett, Marc (91), Nicholasville, Ky., 1991-92
Bennett, Maurice (78), Madison, Miss., 2013-14
 Benoit, Sheldon (40), Toronto, Ontario, 1992-94
 Bereiter, Tim (77), Zion, Ill., 1977-80
 Bergholtz, Jeff, 1982
 Berthold, Dudley, Louisville, Ky., 1960-61
 Berthold, Sonny, Louisville, Ky., 1953-55
Bertram, Daeshawn (54), Louisville, Ky., 2014
 Best, Buzz, 1960-62
 Bethel, Reggie (9), Louisville, Ky., 1996-97, 1999
 Betz, Dave (89), Cincinnati, Ohio, 1976-77
 Bilbich, George, 1936-38
 Biggins, Milton (84, 86), Chicago, Ill., 1989-91
 Biggs, Steve (72), Newburgh, Ind., 1982-83
 Billups, Robin (20), Athens, Ga., 1984
 Bilyeu, Bob, Bowling Green, Ky., 1950-53
 Binford, Corey (37), Louisville, Ky., 1992-95
 Binkley, Jack, 1951-52
 Bird, Tom, 1965-66
 Birts, Carl (23), Okeechobee, Fla., 2000-03
 Bixler, Brian (61), Delaware, Ohio, 1993-95
 Black, K.J. (7), Louisville, Ky., 2007
 Blackburn, Glenn (85), Greenville, Ky., 1962
 Blackburn, Mark (87, 64), Cobb, Ky., 1978-80
 Blanton, Owen, 1949-51
 Boeckmann, Rick (14), Louisville, Ky., 1992-94
 Bogdon, William, 1950
 Bondurant, Roy (67), Frankfort, Ky., 1964-67
 Booker, Marell (41, 20), Louisville, Ky., 2007-09
 Booker, Pete (34), 1931-33
 Booker, Billy (32), Franklin, Ky., 1958-61
 Boone, Dan, 1925-26
 Boone, Winton (47), Corbin, Ky., 1959-61
 Botto, M.M., 1924
 Bowden, Hal (29), Gallatin, Tenn., 1999-2000
 Bowling, Harry, 1939-41
 Bowling, Joey, 1977
 Boyd, Bar'ee (40), St. Petersburg, Fla., 2010-13
 Boyd, Blake (6), Madisonville, Ky., 2006-08
 Boyd, Xavius (13), St. Petersburg, Fla., 2010-13
 Boyer, Dustin (16), Mount Vernon, Ind., 2007-09
 Bradford, Bob (25), Bellevue, Ky., 1956-59
 Bradley, Maurice (42), Mansfield, Ohio, 2001-03
 Bradley, Mike (67), Louisville, Ky., 1983-84

Bradshaw, Sam, 1929
 Brady, Terry (3), Ft. Myers, Fla., 1990-91
 Brakefield, Hendrix (99), Nashville, Tenn., 2010-13
 Brame, Lawrence (83, 78), Hopkinsville, Ky., 1967-70
 Brand, Boe (18), Bradenton, Fla., 2011-12
 Branham, Estill "Eck", 1934-36
 Brantley, Jerry, Morganfield, Ky., 1954-56
 Brazley, Carl (23), Louisville, Ky., 1976-79
 Brewer, Evan (48, 47), Bowling Green, Ky., 2004-07
 Brewer, Jerry (48), Paducah, Ky., 1955-58
 Brewer, John (68), Bowling Green, Ky., 2005
 Brice, Chris (51), Helena, Ala., 2009
 Bright, Crosby, Louisville, Ky., 1963
 Brizendine, John (72), Owensboro, Ky., 1968-71
 Brock, Steve (58, 75), Franklin, Tenn., 1992, 1995-96
 Broderick, Carroll (17), 1930-32
 Bronson, Eric (68), Mentor, Ohio, 1992, 1995
 Brooks, Chris (99), Jacksonville, Fla., 1990-92
 Brooks, Derrius (82, 2), Fortson, Ga., 2008-11
 Brooks, Keith (22), Cincinnati, Ohio, 2000-01
 Brown, Bob, 1929-31
 Brown, David Lee, 1966
Brown, Dejon (17), Beaumont, Calif., 2014
Brown, Ge'Monee (92), Petal, Miss., 2014
 Brown, Ike, Owensboro, Ky., 1968
 Brown, Jamarielle (81), Paducah, Ky., 2010-13
Brown, Joe (7), Louisville, Ky., 2014
 Brown, John (17, 58), Evansville, Ind., 1989-90
 Brown, Rico (4, 28), Berea, Ky., 2011-14
 Brown, Robert (61), Atlanta, Ga., 1987
 Brown, Tony (11), Denison, Texas, 1988
 Browning, Brian (11), Brownsville, Ky., 1991
 Browning, Dave (22), Dixie Heights, Ky., 1955, 1959-60
 Browning, David (61), Elizabethtown, Ky., 1989-91
 Browning, Jewell, Madisonville, Ky., 1947-49
 Brumelow, Mike (81), Lilburn, Ga., 1991
 Brunemann, Chris (94), Covington, Ky., 2003-06
 Brunson, Gary, Evansville, Ind., 1959-61
 Bryant, Dion (32), Cincinnati, Ohio, 1991-93
 Bryant, Richard (75), Coughtta, Ga., 1983
 Bugel, Joe (65), Munhall, Pa., 1960-63
 Bullard, Chris (49,10), Cataula, Ga., 2007-10
 Bullard, Maurice (89), LaVergne, Tenn., 2010
 Bumm, Barry (19), Owensboro, Ky., 1978-81
 Bundy, Stuart (50), Toronto, Ontario, 1982-85
 Burnett, Marcus (42, 52), Houston, Texas, 1985-86
 Burnett, Webbie (98), Pensacola, Fla., 1989
 Burns, Cliff (68), Kokomo, Ind., 2012
 Burns, Marcus (43), Dayton, Ohio, 1990-92
 Burroughs, Ron (24), Owensboro, Ky., 1985, 1987-88
 Burt, Jim (30), Ft. Thomas, Ky., 1961-64
 Burt, John (40), Ft. Thomas, Ky., 1962-65
 Bush, Wayne (27), Scottsville, Ky., 1985-88
 Bushong, John (78), Tompkinsville, Ky., 1971-74
 Bushong, Paul (31, 42), Tompkinsville, Ky., 1972-73
 Butler, Chris (53), Huntsville, Ala., 1989-92
 Butler, Kale (62), Greenville, Ky., 2009
 Butler, Everett (35), 1931-33
 Byrd, Tom, 1936-38
 Byrd, Tyrone (38), Toledo, Ohio, 1983
 Byrne, Bay, 1926

C

Cahoon, Bart, 1925-26
 Caldwell, Marcus (50), Campbellsville, Ky., 1999-2001
 Caldwell, Chris (73), Columbia, Ky., 1996
 Caldwell, Elmer (44), Hickman, Ky., 1978-81



Cales, Robert, 1941
 Calhoun, Trent (47), Stanford, Ky., 2008-09
 Campbell, Andrew (64), Indianapolis, Ind., 2005-07
 Bill Campbell, Joe (10), Bowling Green, Ky., 1963-64
 Campbell, Scott (15), Gulf Breeze, Fla., 1988-90
 Campbell, Ty (42), Milton, W. Va., 1981-84
 Cannon, Steve (10), Sarasota, Fla., 1997
 Canoy, Brian (69), Chicago, Ill., 1990-91
 Caple, Clarence, 1934-37
 Caple, Denny (86), Ludlow, Ky., 1984, 1986-87
 Capps, Edward, 1942
 Carberry, Mike (18), Oaklawn, Ill., 1986-88
 Carney, Larry, 1973
 Carothers, Freeman, 1935-38
 Carpenter, Chip (65), Bowling Green, Ky., 1973-77
 Carpenter, Chris (56), Huntsville, Ala., 1995-98
 Carpenter, Dante (18), Russell Springs, Ky., 1981-84
 Carpenter, Kamos, 1949
 Carrico, Steve (30), Springfield, Ky., 1974-76
 Carter, David, Louisville, Ky., 1964-66
 Carter, David (56, 57), Vincennes, Ind., 1973-76
 Carter, Johnathan (35), Murfreesboro, Tenn., 2003-06
 Carter, Johnny (63), Youngstown, Ohio, 1984-87
 Carter, Josh (57), Fort Campbell, Ky., 2009
 Carter, Kent (77), Corbin, Ky., 1988-90
 Carter, Rod (27), Cartersville, Ga., 1992
 Cartwright, Carman, 1923
 Cassity, Kelby (51), Versailles, Ky., 2003
 Cassity, Ross (39), Versailles, Ky., 2004-07
 Caswell, Rick (16, 23), Elizabethtown, Ky., 1973-75
 Catlett, Steve (65), Sebree, Ky., 1979-80
 Cavitt, Getty (31), Owensboro, Ky., 2001-04
 Cecil, Dennis (51), Evansville, Ind., 1984, 1986
 Centimole, Zohn (67), Bowling Green, Ky., 1996-98
 Cesarone, Jeff (8), Geneva, Ill., 1984-87
 Chambers, Harold (71), Danville, Ky., 1962-63
 Chambers, Tullas, 1926
 Chambliss, Jim, Sturgis, Ky., 1953-56
 Champion, Hollis, 1922-25
 Chandler, Jeremy (20), Indianapolis, Ind., 2000-03
 Chapman, Don, 1950-52
 Chapman, Virgil, 1930
 Chapman, Wilson (23, 17), Owensboro, Ky., 1969-72
 Chappell, Erin (13, 8), Cincinnati, Ohio, 1995
 Chatman, Ricky, 1979
 Chestnut, Austin (78), Lakeland, Fla., 2007-08
 Church, William, 1975
 Clark, Bob, Portsmouth, Va., 1955-56
 Clark, Carlton, Corbin, Ky., 1937-38
 Clark, Chris (38), Lexington, Ky., 1997
 Clark, Sam (43), Tompkinsville, Ky., 1961-64
 Clark, Terald (59), Houston, Texas, 2007-08
 Claybourn, Brian (8), Evansville, Ind., 2001-04
 Claypool, James, 1934
 Clayton, Craig (57), Princeton, Ky., 1969-70, 1972
 Clayton, Earl (86), Apopka, Fla., 2003-04
 Clayton, Fred, 1946-49
 Clemons, Cory (86), Valdosta, Ga., 2004-05
 Clemens, Mike (89), Owensboro, Ky., 1983
 Clemmons, Cameron (52), Mt. Juliet, Tenn., 2011-14
 Clendenin, Jared (53, 5), Stone Mountain, Ga., 2008-11
 Cline, Dan (95), Centerville, Ohio, 2005-08
 Cloud, Brad (30), Danville, Ky., 2005-08
 Coates, Robert (13), Birmingham, Ala., 1986-89

Coates, Sherrod (11), Boynton Beach, Fla., 1999-2002
 Cobb, Roy, 1932-34
 Coffey, Michael, 1924-25
 Coker, Allen (45), Gallatin, Ky., 1970-72
Coleman, Forrest (23), Stockton, Calif., 2014
 Coleman, Whaylon (11), Owensboro, Ky., 1993
 Colter, Ron (26), New York, N.Y., 1978-79
 Coley, Demetrius (35), Bay Minette, Ala., 2010, 2013-14
 Comstock, Tim (20, 36), Louisville, Ky., 1991, 1993-95
 Connelly, Mike (32, 35), Owensboro, Ky., 1968-70
 Connors, George, 1928
 Conway, Sean (65), Nashville, Tenn., 2010-13
 Cook, Gary (68), Waterloo, Iowa, 1988-89
 Cook, Joe, 1934-37
 Cooper, Anthony (95), Miami, Fla., 1990
 Cooper, Calvin, 1946
 Cooper, H.T., 1936-37
 Cooper, Quinterrance (86, 7), St. Augustine, Fla., 2007-10
 Copeland, Mike (78), Evansville, Ind., 1992-94
 Cottrell, Marvin (26, 58), Harlan, Ky., 1980-83
 Counts, Pat (12), Wachula, Fla., 1963-64
 Cowan, Henry, 1947-50
 Cox, Chris, 1934
 Cox, Cliff, 1933-34
 Cox, Raphael (95), Cedar Hill, Texas, 2013
 Crangle, Jack, Akron, Ohio, 1965-66
 Creighton, Jim (87), Belvidere, Ill., 1997
 Crennel, Romeo (76), Lynchburg, Va., 1966-69
 Crisp, Kevin (34), Shepherdsville, Ky., 1997-98, 2000
 Crockett, Tommy (85), Pineville, Ky., 2000-03
 Croft, W.D., 1921-23
 Croley, Arthur, 1934-36
 Cross, Dave (51), Newburgh, Ind., 1978
 Crouch, Richard (87), Campbellsville, Ky., 1939-41
 Crowds, Johnny, 1927-28
 Crum, Ed (62), Louisville, Ky., 1962-64
 Cullen, Joe, 1941, 1946
 Cullen, Lou, 1941-42
 Culler, Carson (22), Garrett, Ind., 1961-63
 Culley, Fred "Bo", 1952-53
 Cummings, Rupert, 1928-30
 Cunningham, George, 1941
 Cunningham, Joe, Sturgis, Ky., 1954-57
 Curley, Thomas, 1959-60
 Curnette, Mike (15), Greensburg, Ky., 1980
 Curry, Bill (45), Veralles, Ky., 1956-58

D

Daido, David (56), McLean, Va., 1983-85
 Dailey, Jim, New Albany, Ind., 1959-62
 Dandy, Erik (18), Mansfield, Ohio, 2000-03
Dangerfield, Jared (21), West Palm Beach, Fla., 2014
 Daniel, Bryan (5), Ft. Lauderdale, Fla., 1995-98
 Darden, Malcolm (83), Shelbyville, Tenn., 1986-87
 Dark, Robert (95), Burlington, N.C., 2007-08
 Davidson, David, Louisville, Ky., 1949-50
 Davis, Brad (54), Eaton, Ohio, 1997-2000
 Davis, Charles, 1954
 Davis, Danny (98), Ft. Knox, Ky., 1991-94
 Davis, Doug (14), Vincennes, Ind., 1973-76
Davis, Drew (34), Madison, Ala., 2013-14
 Davis, Herb (24), Louisville, Ky., 1989-91
 Davis, Jr., H.L. (39), 1932-33
 Davis, Jay (80), Henderson, Ky., 1968-71
 Davis, Marvin (22), Madisonville, Ky., 1977-79
 Davis, Teneio (57), Decatur, Ga., 2010
 Davis, Todd (42), Harrodsburg, Ky., 1987-90
 Day, Willard, 1934-35

DeBerry, Jami (29), Franklin, Ky., 2003-04
 DeCarlo, Jerome (34), Columbus, Ohio, 1992-94
 DeLacey, Chuck (60), Owensboro, Ky., 1976-79
 Denstorf, Rick (64), Rockport, Ind., 1982-85
 DeRuizzo, Mark (27), New Orleans, La., 1980-82
 Deweese, Larry (80), Franklin, Ky., 1972-75
 Diachenko, Nick, 1946-48
 DiBenedetto, Rocco (16), Homestead, Fla., 2000-01
 Dickens, Ross (90), Pelham, Ala., 2004-06
 Dickerson, Teco (26), Russellville, Ky., 2002
 Diel, Justin (17), Gallatin, Tenn., 1984
 Dillard, Charles (21), Woodbury, Tenn., 1978-79
 Dinsmore, Dan (91), Hamilton, Ohio, 2004
 Dixon, Buddy, 1953
 Dockweiler, Joe (92), Chicago Heights, Ill., 1989-90
 Dolchan, Joe (56), Dexter, Ky., 2003-06
 Donaldson, Elvis (29), 1932-34
 Donley, Brad (96), Hawthorne, Fla., 1999
 Donisi, Steve (6), Dayton, Ohio, 1989-91
Doughty, Brandon (12), Davie, Fla., 2013-14
 Dowdy, Troy (25), Paducah, Ky., 1988-89
 Dowling, Jonathan (1), Bradenton, Fla., 2012-13
Dowling, Nolan (47), Belleville, Ill., 2013-14
 Downing, Howard "Tip" (69), Butler, Pa., 1939-41
 Downard, Ronnie (61), Newport, Ky., 1957-60
 Doyle, Jack (82), Indianapolis, Ind., 2009-12
 Doyle, John (31), Cave City, Ky., 1970-71
 Drake, Darryl (16), Louisville, Ky., 1975, 1977-78
 Drennon, Robert (28), 1931-33
 Druga, Joe, Louisville, Ky., 1961
 Drummond, Jon (45), Miami, Fla., 1999-2002
Duclos, Devante (6), Miami, Fla., 2013-14
 Dukes, Alex (7, 2), Lakeland, Fla., 2002-03
 Dulaney, Vernon (77), Ashland, Ky., 1938-40
 Dunagan, Leon, Louisville, Ky., 1954-56
 Duncan, Wayne, Erlanger, Ky., 1954-56
 Dunn, D.Y., 1914-16
 Dunn, William, 1947-49
 Dunphy, Joey (39), Winchester, Tenn., 2010-11
 Durham, Wickie, 1925
 Durosier, Steve (95), Miami Beach, Fla., 1999
 Durso, Dennis (67), Bellevue, Ky., 1969-71
 Duval, Ben (50), Owensboro, Ky., 2008-11
 Dyehouse, Leslie, 1946

E

Earle, Guy (68), Independence, Kan., 1990
 Easterling, Joe (79), London, Ohio, 1976
 Eason, Derrick (34), Decatur, Ga., 1991
 Eatherly, Tony (78), Bowling Green, Ky., 1980-82
 Echols, Roscoe (21), Bowling Green, Ky., 1990-92
 Edwards, Calvin (45), Williston, Fla., 1984, 1986-88
 Edwards, James (7), Jacksonville, Fla., 1984-87
 Edwards, Ralph, Shawmut, Ala., 1965
 Egan, Brandon (11), Mt. Washington, Ky., 1995-98
 Egan, Mike (10), Louisville, Ky., 1965-68
 Eimer, Robert, 1949-51
 Elder, Derrick (72), Louisville, Ky., 2007-09
 Ellis, Charles, 1934-36
 Ellis, Leslie, 1926-28
 Ellis, Thomas, 1926-29
 Elrod, Leroy "Brother", 1929-31
 Elrod, Turner, 1927-30
 Embree, Danny (41), Buffalo, Ky., 1980-81, 1983
 Embree, John (44), Buffalo, Ky., 1970-73
 England, Gene (75), Glasgow, Ky., 1969
 Estelle, Carl (55, 32), Louisville, Ky., 1976-79
 Etheridge, Rashad (9), St. Petersburg, Fla., 2006-07
 Evans, Donnie (50), Franklin, Ky., 1979-81
 Evans, John (26), Sarasota, Fla., 2011
 Ewan, Avery, 1938



F

Fant, Nacarius (1), Bowling Green, Ky., 2014

Farmer, Ray (25), Louisville, Ky., 1977-80
 Fatkin, Mark (80, 60), Radcliff, Ky., 1982-85
 Fatkin, Neil (31), Radcliff, Ky., 1984-87
 Federspiel, Mike (58), Lexington, Ky., 2010-12
 Feix, Jimmy, Henderson, Ky., 1949-52
 Fern, Alan (61), Honolulu, Hawaii, 1997-98
 Ferry, Kevin (25), Hammond, Ind., 1990-91
 Fessel, Gary (41), Depauw, Ind., 2003
 Fields, Sam (66), Odessa, Texas, 1974-75
 Finneseth, Paul, Ft. Thomas, Ky., 1961-62
 Fish, Fred, Norfolk, Va., 1957
 Fishback, Nelson (9), Oroville, Calif., 2013
 Fishback, Ronnie (14), Shelbyville, Tenn., 1980-83
 Fisher, Barney, 1940
 Fitchko, Frank, 1933
 Fitzgerald, Brandon (1, 49), LaCenter, Ky., 2005-06
 Fletcher, Jeff (35), Fairdale, Ky., 1981
 Flippin, Jerry (82), Franklin, Ky., 1978-81
 Floyd, Antwan (23), Owensboro, Ky., 1993-96
 Floyd, Bobbie, 1933
 Flynn, Jim, 1960
 Folden, Obie (81), West Jefferson, Ohio, 1971
 Fomas, Lanie (9), Paris, Ky., 1988-90
 Ford, M.C., 1915
 Ford, Odell (97), Texas City, Texas, 1995-98
 Ford, Tim (80), Valley Station, Ky., 1979-81
 Forrest, Jamal (18, 6), Miami, Fla., 2009-12
 Forster, Derek (78), Munfordsville, Ky., 1999-2002
 Foster, Russell (32), Orlando, Fla., 1987-89
 Fowlkes, Danny, 1947
 Fox, Tom (76), Parma, Ohio, 1979-82
 Francis, Andrew (34), Louisville, Ky., 1969-72
 Franklin, Chris (28, 24), Louisville, Ky., 2007-08
 Franks, Chuck (25), Fayette, Ala., 2009, 2011-13
 Frazier, Eligah, 1923-25
 Frazier, Jon (37, 21), Central City, Ky., 1999-2002
 Freeman, Craig (30), Oak Ridge, Tenn., 1977-80
 Freeneey, Howard (47, 8), High Springs, Fla., 1988-89
 Frick, Kenny (64), Fern Creek, Ky., 1963-65
 Friedl, Joe, 1931-32
 Fry, Tom (38), Covington, Ky., 1955-58

G

Gable, Chris (9), Brandenburg, Ky., 1991
 Gadd, Ralph, 1940-42
 Gaebler, Jake (11), Mundelein, Ill., 2006-09
 Gallas, Greg (55), West Jefferson, Ohio, 1977, 1979-81
 Gallishaw, DeWayne (31, 25, 9), Lakeland, Fla., 1998-2001
 Galloway, David, 1925
 Ganter, Freddie, 1934
 Garibaldi, Kareem (28, 2), Tampa, Fla., 2003-04, 2006
Gardner, Juwan (14), Louisville, Ky., 2014
 Garner, Buford, 1933-35
 Garner, Tony (93), Radcliff, Ky., 1990-91
 Garrett, Jim (22), Virginia Beach, Va., 1965-68
 Garrett, John (14), Nashville, Tenn., 2009-10
 Garrett, Randy, 1987
 Garrison, Garland, 1934
 Gates, Pat (61), Hopkinsville, Ky., 1976-78
 Gebhart, Bob (72), Louisville, Ky., 1962-63
 Geen, Ronald, 1968
 Geilear, Jonathan (31), Versailles, Ky., 1990
 Gerard, Robert, 1954
 German, Joel (30, 6), Fort Myers, Fla., 2011, 2013-14
 Gervais, Richard (95, 74), North Lauderdale, Fla., 2000-02
 Gianinni, Billy (67), Princeton, Ky., 1938

Gibbs, Luther (96), Bowling Green, Ky., 1984
 Gibson, Scott (40), Oxford, Ohio, 1972
 Gilbert, Lawrence "Butch", 1948-51
 Gilbert, Mike (46), Mt. Juliet, Tenn., 1988
 Gilbert, Rodney (93), Nashville, Tenn., 1992
 Gill, Joe, 1936-38
 Gill, John, 1950
 Glenn, Harry "Pap", 1923-25
 Glod, Gene, 1947-50
 Glover, Andrew (27), Louisville, Ky., 2000, 2002-03
 Glover, DeMarcus (93), Pensacola, Fla., 2013-14
 Godfrey, Eddie (47), Lakeland, Fla., 1988-90
 Goins, Gayle (72), Bowling Green, Ky., 1972
 Golden, Tye (9, 12), Lithonia, Ga., 2009-12
 Goodman, A.H., 1933-34
 Goodman, Joe, 1950-53
 Goodman, Patrick (74), Elizabethtown, Ky., 1996-99
 Goodner, Howard, 1942
 Goodwin, Turner (56, 69), Knoxville, Tenn., 1993, 1995-96
 Goranflo, Emmett (36), 1932-34
 Goranflo, Jake, 1934-38
 Gordon, Raji (45), Atlanta, Ga., 1989-90
 Gordon, Reggie (22), Nashville, Tenn., 1991-92
Gorski, Tim (86), Chicago, Ill., 2012-14
 Gothard, Mike (38), Marietta, Ga., 2008-09
 Graham, Johnny (15), Frankfort, Ky., 1966-67
Grant, Antwane (13), Wilmington, Del., 2014
 Graves, Wenque (87), Bardstown, Ky., 2007-08
 Gray, Bryan (58), Louisville, Ky., 1979-80
 Gray, Mike (24), Clarksville, Tenn., 1976-77
 Gray, Paul (51), Gilbertsville, Ky., 1980-83
 Green, Albert, 1947-50
 Green, Anthony (83), Dallas, Texas, 1988-89
 Green, Jesse (44), Hopkinsville, Ky., 1968
 Green, Morris (48), Ft. Myers, Fla., 1990
 Green, Rick (32), Louisville, Ky., 1972-75
 Green, Shane (51), Bowling Green, Ky., 2004
 Green, William "Jelly" (24), Louisville, Ky., 1967-70
 Greenfield, Myron (86), Owensboro, Ky., 1975-76
 Greenaway, Tom (35), Magnolia, N.J., 1971
 Greenwell, Ron (62), Louisville, Ky., 1965-66
 Greer, Andre (42), Paducah, Ky., 1974
 Greschel, Scott (20), Fairdale, Ky., 2004-05
 Grice, Richard (59), Clarksville, Tenn., 1989-92
 Grier, Arnold (88), Athens, Ga., 1984-85
 Griffin, Charles, 1934-36
 Griffin, Frank (92), Ashland, Ky., 1938-39
 Griffin, Terrell (49), Perry, Fla., 1989-90
 Griffith, Jeff (66), Richmond, Ky., 1986-89
 Griffith, Kenny, Paducah, Ky., 1955-58
 Griffiths, Jim (36), Glen Burnie, Md., 1980-82
 Grimes, Randy (25), Paducah, Ky., 1981-83
 Grooms, Dwight (22), Dayton, Ohio, 1973-75
 Grooms, Maurice (69), Lebanon, Tenn., 1992-93
 Guinane, Joe (63), San Jose, Calif., 2000
 Gullette, Arthur "Cowboy", 1928-29
 Gummer, Jade (4), Cross Lane, W.Va., 1995-98
 Gunnell, Jim, 1952-54
 Gwinn, Ricky (88), Nashville, Tenn., 1978-80

H

Haberlock, Walter (26, 36), Princeton, Ky., 1982-84
 Hackett, Trae (41), Louisville, Ky., 1995-98
 Haddix, Justin (16), Jackson, Ky., 2003-06
 Haire, Nute (34), Elizabethtown, Ky., 1975, 1977
 Hale, Jim, 1951
 Hale, Wayne (41, 35), Cynthiana, Ky., 1978-79
 Hall, Adam (85), Springfield, Ohio, 1990-93
 Hall, Carroll, 1942
 Hall, Ernie (42), Bowling Green, Ky., 1963-64
 Hall, John (18), Goodlettsville, Tenn., 1977-80

Halpin, Max (70), Fort Mitchell, Ky., 2013-14

Hamilton, Aaron (50), Indianapolis, Ind., 1997-98
 Hamilton, Curtis (48, 43), Paducah, Ky., 1999-2002
 Hamilton, Curtis (15), West Paducah, Ky., 2004-07
 Hamilton, Donnell (49, 6), Indianapolis, Ind., 1998-99
 Hamilton, Mike (77), Madisonville, Ky., 1981-83
 Hamilton, Orville, 1929
 Hammer, Ralph (19), 1932
 Hanchen, John, Birmingham, Ala., 1948-49
 Hansen, Matt, 1933-34
 Hape, Andy (51), Evansville, Ind., 1995-98
 Hape, Bill (30, 51), Evansville, Ind., 1967-70
 Harbison, L.J. (54, 42), Edmonton, Ky., 2006-09
 Hardin, Jim "Yogi", Portsmouth, Va., 1955-58
 Hardin, Lonnie (78), LaGrange, Ky., 1975-78
 Hardy, Joe, 1951-52
 Harrell, Brad, 1995
 Harrell, Neil (97), Tampa, Fla., 2008
 Harrington, Brett (26), Rochester, N.Y., 2012
 Harris, Darwin (88), Louisville, Ky., 1987-89
 Harris, Jerry (62), Chattanooga, Tenn., 1969-70
 Harris, Larry (20), Paris, Ky., 1989-91
 Harris, Noel (73), Chicago, Ky., 1985-86
 Hartlage, Ray, 1942
 Hartnett, Nick (94), Marietta, Ga., 2009
 Harvey-Bowen, David (25), Rochester, N.Y., 1998
 Haun, Dwayne (87), Louisville, Ky., 1989-91
 Haun, Jackie (63), Knoxville, Tenn., 1972-73
 Hawkins, Walter (75), Elizabethtown, Ky., 1962-64
 Hayden, Alfred (31), Eminence, Ky., 1976-77
 Hayden, Reggie (74), Nashville, Tenn., 1976-78
 Hayden, Tyrell (26, 1), Lexington, Ky., 2006-09
 Hayes, Harry (89), Louisville, Ky., 1988-89
 Hayes, Mike (28), Chattanooga, Tenn., 1974-77
 Hayes, Shannon (87, 13), McKenzie, Tenn., 2000-03
 Haynes, Billy (22), Henderson, Ky., 1985-86
 Haynes, Dexter (10), Folkston, Ga., 2010-11
 Haynes, James, 1946-47
 Haynes, Jess, 1925
 Haynes, Verron (18), Woodstock, Ga., 1997
 Hazelett, Ed (60), Indianapolis, Ind., 2012-13
 Hearn, Billy (38), New Albany, Ind., 1986-87
 Heath, Walt (75), Goodlettsville, Tenn., 1965-68
 Hedges, Jon (32), Murray, Ky., 2004-06
 Helton, W.C. (32), Owensboro, Ky., 1966-69
 Henderson, Ray (62), Eminence, Ky., 1972-75
 Henley, Joe (83), Franklin, Tenn., 1995
 Henry, Barry (10), Bowling Green, Ky., 1975-77
 Henry, Mitchell (80), Elizabethtown, Ky., 2011-14
 Herod, Walt (85), Hendersonville, Tenn., 1973-76
 Herron, Dick (27), Cocoa Beach, Fla., 1971-72
 Hervey, James (92), Tyrone, Ga., 2009-10, 2013
 Hester, Larry (40), Louisville, Ky., 1983-84
 Hewig, Bill (65), Evansville, Ind., 2002-04
 Heyward, Bryan (52), Dayton, Ohio, 1995-98
 Hibbard, Coy, 1933-34
 Hibbitt, Avery (26), Bowling Green, Ky., 2009
 Hicklin, Robert (16), 1931-33
 Hicks, Brandon (33), Beech Grove, Ind., 2004, 2006
Higbee, Tyler (19, 82), Clearwater, Fla., 2011, 2013-14
 Higgins, Alonzo (25), Greenwood, S.C., 2007-08
 Higgins, Rick (94), Apopka, Fla., 1996
 Hile, Gilbert, 1947
 Himsel, Cory (90, 63), Danville, Ind., 1997-99
 Hina, Roy, 1948-50
 Hines, Greg (41, 64), Morgantown, Ky., 1975-77
 Hobby, Bob (25), Orlando, Fla., 1974-75



Hodge, Bob (51), Wichita, Kan., 1988-89
 Hoerner, Jim, Miamisburg, Ohio, 1962
 Hoffard, Mark, Johnson City, Ill., 1955-58
 Hogan, Alan (65), Athens, Ga., 1964-67
 Holeman, Fletcher (25), 1930-32
 Holland, Jared (88), Franklin, Tenn., 2004-07
 Holleran, Ellis (51), Gallatin, Tenn., 1973-74, 1976
 Holliman, Tevin (55), Tucker, Ga., 2011
 Holman, Bob (67), Louisville, Ky., 1962-64
 Holt, Glenn (84), Miami, Fla., 1987
Holt, Nick (10), Seattle, Wash., 2014
 Joe Holt, Billy, Sturgis, Ky., 1955-57
 Holt, Preston (79), Nashville, Tenn., 1978-79
 Holts, Deion (59), Bowling Green, Ky., 2004-05
 Holtzapfel, John (37, 17), Florence, Ky., 1997-98
 Holzknecht, Ronnie, 1950-53
 Honaker, Armand (66), 1931-32
 Hopkins, Ron (77), Goldsboro, N.C., 1985-86
 Hornback, Ted, Sonora, Ky., 1929
 Horn, Clarence, 1924-25
 Horne, Chet (82, 65), Mound, Minn., 1977-78
 Houser, Charlie (45), Bloomington, Ind., 1982-84
 Houston, Daryl (6, 9), Delray Beach, Fla., 1994-95
 Houston, Terrance (55), Nashville, Tenn., 2006-07
 Howard, William (96), Scottsville, Ky., 1992-94
 Howerton, Robb (65), Evansville, Ind., 1983
 Howton, Ernest, 1924-25
 Howton, Euel, 1925-26
 Hreben, John (14), Rossford, Ohio, 1970-72
 Huber, Rick (34), Louisville, Ky., 1968
 Hubert, James (94), Tell City, Ind., 1991, 1993
 Huggins, Chris (53), Pegram, Tenn., 1997
 Huggins, Nathan (56), Elizabethtown, Ky., 1973-76
 Hughes, Cody (70), Bradenton, Fla., 2006-09
 Hughes, Chuck (75), Hopkinsville, Ky., 1987-88
 Hughes, Jim (43), Louisville, Ky., 1958-61
 Allen Hughes, John, 1954
 Humble, Jerry (35), Utica, Ky., 1965-68
 Humble, Mike (28), Utica, Ky., 1968
 Humphrey, John (88, 67), Owensboro, Ky., 1971-74
 Hundley, Greg, 1975
 Hunt, Wilson "Babe", 1923-25
 Hunter, Harold (64), Daisytown, Pa., 1939-41
 Hunter, Ron (86), Princeton, Ky., 1979-82

I
 Ingram, Sylvester (48), Greensburg, Ky., 1982
 Isaac, D'Von (99), Alpharetta, Ga., 2013-14
 Isom, Jeff (15), Jacksonville, Ala., 1987
 Ivey, Jim (35), Owensboro, Ky., 1973-75
 Iworah, Prince Charles (30), Nashville, Tenn., 2013-14

J
 Jackson, Andrew (53, 4), Lakeland, Fla., 2010-13
 Jackson, Chris (8), Seale, Ala., 2005
 Jackson, Clarence (43), Knoxville, Tenn., 1970-73
 Jackson, Clarence (86, 26), Louisville, Ky., 1998-99
 Jackson, Robert (18), Indianapolis, Ind., 1990-93
 Jackson, Ron (90), Mt. Juliet, Tenn., 1988
 Jacobs, Jason (84, 69), Indianapolis, Ind., 1997-2000
 Jagers, Craddock, 1933-34
 Jagers, Joe, Princeton, Ky., 1961-62
 Jagers, Johnny (31), Princeton, Ky., 1966-69
 Jagers, Marty (12), Cadiz, Ky., 1978-81
 Jakes, Kawaun (6), St. Augustine, Fla., 2009-12
 James, Chris (83), Fayetteville, Ga., 2004-07
 James, Roy (64), 1931-33

Jecker, Steve (55), Louisville, Ky., 1972-73
 Jefferson, Joseph (29, 3, 2), Adairville, Ky., 1998-2001
 Jefferson, Lawrence (44), Owensboro, Ky., 1974-75
 Jeffries, Wes (77), Bowling Green, Ky., 2008-11
 Jenkins, Danny, 1983
 Jenkins, Philip, 1934-36
 Jessup, Cory (15), Calvert City, Ky., 2000
 Jewell, Jack (30), Owensboro, Ky., 1958-59
 Jewell, J.J. (3), Bowling Green, Ky., 1993-94
 Johnson, Audrey (45), Louisville, Ky., 1973
 Johnson, Billy, 1932-33
 Johnson, Billy (72), Louisville, Ky., 1998
 Johnson, Charlie (82), Louisville, Ky., 1973-75
 Johnson, Don (73), Franklin, Ky., 1983
 Johnson, Eddie, 1954-55
 Johnson, Jackie, Evansville, Ind., 1953-56
 Johnson, Jacques (22), Memphis, Tenn., 2002, 2004
 Johnson, Jared (40), Franklin, Tenn., 2005-08
 Johnson, Jason (6), Palmetto, Fla., 2000-01
 Johnson, Jeremi (1), Louisville, Ky., 2002
 Lee Johnson, Joe (26), Mayfield, Ky., 1988-91
 Johnson, Joey (88), Madison, Tenn., 1991-93
 Johnson, Josh (58), Franklin, Tenn., 2003-06
 Johnson, Keen, Mt. Sterling, Ky., 1959-61
 Johnson, Larry, 1962
Johnson, Leverick (29), Miami, Fla., 2014
 Johnson, Lewis (47), Owensboro, Ky., 1957-60
 Johnson, Mark (2), Houston, Texas, 1985-86
 Johnson, Melvin (23), Daytona Beach, Fla., 1989-92
 Johnson, Randall (94), Detroit, Mich., 1999-2001
 Johnson, Reginald (37, 20), Tampa, Fla., 1979-81, 1983
 Johnson, Rod (27), Lexington, Ky., 2009-10
Johnson, Shaquille (18), Lake City, Fla., 2013-14
 Johnson, Stacey (37), Henderson, Ky., 1982-85
 Johnson, Vernard (30), Lexington, Ky., 1984-86
 Johnson, Ward (26), 1932
 Johnson, Wendell (55), 1930-32
 Jones, Cedric (3, 82), Clermont, Fla., 1984-86, 1988
 Jones, Darryl (71), Lexington, Ky., 1975-78
 Jones, Doug (48), Covington, Ky., 1987-89
 Jones, Erik (32), Cincinnati, Ohio, 2007-09
 Jones, Jamar (85), Arcadia, Fla., 2006-07
 Jones, James (45), Louisville, Ky., 1974-77
 Jones, Kadeem (32), Dundee, Fla., 2010-13
 Jones, Larry, Knoxville, Tenn., 1957-58
 Jones, Lee, Unknown
 Jones, Nate (43), Madisonville, Ky., 1977-80
Jones, Trae (91), Cusseta, Ga., 2014
 Jones, Tristan (33), Mt. Sterling, Ky., 2008-09
 Jones, Troy (5), Baltimore, Md., 2014
 Jones, Jr., Walton, 1946-49
 Jordan, Xavier (91, 97), Atlanta, Ga., 1985, 1987-89
 Justice, Ja'Shard (27), Texas City, Texas, 1995-98

K
 Kast, Kevin (73), Tell City, Ind., 1978-80
 Keffer, Elmer, 1941
 Kelley, Gary (52), Cleveland, Tenn., 1960-63
 Kelly, Ron (92, 55), Mississauga, Ontario, 1994-97
 Kelly, Wayne (47), Princeton, Ky., 1958
 Keltee, Willie (97), Louisville, Ky., 1991-92
 Kemp, Eric (48, 24), Decatur, Ga., 1991, 1993-94
 Kemper, Garland, 1930
 Kenady, John (62), Gilbertsville, Ky., 1998
 Kenduelli, James, 1940-42
 Kesterson, Roy (43), Valley Station, Ky., 1974-76
 Ketchan, Tony, 1977

Key, Kelly (41), Nashville, Tenn., 1979-80
 Keys, Eagle "Buddy", Tompkinsville, Ky., 1942, 1946-47
 Killebrew, Ual, 1924-26
 Kimbell, Chuck (9), Inglewood, Calif., 1985-86
 Kincaid, Chad (55, 54), Louisville, Ky., 2001-03
 King, Allen (99), Sarasota, Fla., 1986-87
 King, Ed (60), Louisville, Ky., 1966-68
 King, Jim (79), Bolingbrook, Ill., 1980-83
 King, Preston (68), Bowling Green, Ky., 2007-09
 Kinslow, Billy, Franklin, Ky., 1954
 Kixmiller, Fred (27), Vincennes, Ky., 1974-75, 1977-78
 Klenz, Dave (50, 70), Celina, Ohio, 1968-70
 Kokinda, Terry (88, 76), Port Clinton, Ohio, 1968-71
 Koon, Andrew (79), Bowling Green, Ky., 2003
 Koon, Ty (75), Lexington, Ky., 1990, 1992-94
 Kraml, Chad (69), Hinsdale, Ill., 1987-88
 Kunkel, Mark (57), Jasper, Ind., 1978
 Kuykendall, Henry (76), Owensboro, Ky., 1971-74
 Kyle, Jammie (6), Woodridge, Ill., 1995-98

L
 Lacey, John (28), Evansville, Ind., 1983-84
 Lach, Edward, 1947
 Ladson, Blake (14, 3), Hopkinsville, Ky., 2003-05
 Lamberth, Mark (54), Cottontown, Tenn., 1989-92
 Lammers, Dan (42), Donelson, Tenn., 1967
Lamp, Forrest (76), Venice, Fla., 2013-14
 Lander, Keith (16), Evansville, Ind., 1996-98
 Lange, Matt (83), Louisville, Ky., 2003
 Lanham, Clifton, 1947
 Lanier, John, 1949-50
 Lapadula, Bill, Lynnhurst, N.J., 1957-58
 Larimore, Steve (16, 14), Shepherdsville, Ky., 1975-77
 LaSalvia, Jerry (71, 82), Canonsburg, Pa., 1968-71
 LaSalvia, Jim (54), Canonsburg, Pa., 1967-70
 Latkovic, Nick (84), Gary, Ind., 1938-39
 Law, Darrell (66), Lafayette, Tenn., 1969
 Lawson, Buck, Bowling Green, Ky., 1956, 1958
 Leathers, Boro (26), Chardon, Ohio, 1972-75
 Lee, JoJo (84, 24), Daytona Beach, Fla., 1979-82
Leslie, Julien (53), Miami, Fla., 2014
Lepton, Brandon (54), Clearwater, Fla., 2014
 Letcher, Ronnie (22), Richmond, Ky., 2006-08
 Lewis, Pat (16), Cincinnati, Ohio, 1987-89
 Lewis, Andre (13), Madison, Tenn., 2004-07
 Lewis, Dwight (72), Lexington, Ky., 1976-77
 Lewis, Greg (74), Morganfield, Ky., 1972-73, 1975
 Lewis, Mickey (85), Glasgow, Ky., 1981-84
 Lewis, Rammell (96), Grayson, Ga., 2009-12
 Lewis, Wayne (86), Hopkinsville, Ky., 1993
 Lienhard, Roger, 1966
 Lilly, Ronnie (34), Detroit, Mich., 2001, 2003
 Lindsay, Jamarr (69), Mansfield, Ohio, 2002
 Lindsey, Adam (24), Bowling Green, Ky., 1983-86
 Lindsey, Billy (19), Glasgow, Ky., 1974-76
 Lindsey, Dale (44), Bowling Green, Ky., 1963-64
 Link, Harry, 1930
 Link, Jamison (17), Gallatin, Tenn., 2005
 Linville, Billy (64), Hartsville, Tenn., 1975-76
 Livers, Virgil (24), Fairfield, Ky., 1971-74
 Littles, Leroy (8), Jacksonville, Fla., 1997-2000
 Lloyd, Jerry, 1948
 Logan, Tony (17), Lexington, Ky., 1975-76
 Logsdon, Neil (99), Canmer, Ky., 1985
 Longacre, Morris, Louisville, Ky., 1957, 1959-60
 Longstreth, Sean (26), Hillsboro, Ohio, 1994-97
 Losey, Erik (54), Hixson, Tenn., 2004-05
 Loving, Walter (37), Woodbridge, Va., 1986-87



Lowder, Brian (1, 28), Bowling Green, Ky., 2000-02
 Lowe, Matt (36), Mt. Juliet, Tenn., 1993
 Lucky, Tom (55), Paris, Ky., 1983-85
 Luttrell, Stan (45), Knoxville, Tenn., 1993-94

M

MacIntyre, Matt (80), Nashville, Tenn., 1989-92
 MacKenzie, Stuart (76), Mississauga, Ontario, 1992-95
 MacLellan, John (61), Knoxville, Tenn., 1971-73
 Madison, Ralph, Waynesboro, Va., 1954-55
 Madon, Biff (50), Pineville, Ky., 1974-77
 Magda, John (86), Okolona, Ky., 1937-39
 Magers, Leo, 1948-49, 1951
 Mahan, Warren, 1950, 1952
 Maher, Dan (4), Florence, Ky., 1985-88
 Majors, Jimmy, 1929
 Majors, Paul (22), Mt. Juliet, Tenn., 1982-83
 Majors, Thomas (6), Nashville, Tenn., 2009-10
 Makinde, Mayo (93), Columbus, Ohio, 2003
 Malcome, Jairus "Meco" (2), Conley, Ga., 1991-94
 Maley, David (88), Millington, Tenn., 1971-74
 Mallard, Elliott (72), Pinellas Park, Fla., 1980-82
 Malone, Joe (40), Tell City, Ind., 1973-76
 Malone, Walter, 1936-37
 Maney, Brian (21), Elsmere, Ky., 1998-99
 Mangold, Pete (20), Toronto, Ontario, 1986-87
Manley, Joe (79), Bowling Green, Ky., 2014
 Marcus, Pete (91), Uniontown, Pa., 1939-40
 Mareko, Tyrone (61), American Samoa, 2002-04
 Mark, Gerard (40), LaPorte, Texas, 1987-88
 Markham, Harry (79), Sturgis, Ky., 1939
 Marsh, Mark (5), Cincinnati, Ohio, 1987-89
 Marshall, Paul (99), Detroit, Mich., 1999-2000
 Martin, Darnell (44), Baltimore, Md., 1986-87
 Martin, Dillard, 1929-31
 Martin, Jerome (37), Tallahassee, Fla., 1988-89
 Martin, Kenny (95), Orlando, Fla., 2009-12
 Martinez, Peter (19), Nashville, Tenn., 2000-02
 Martray, Kenny (77), Vanderbilt, Pa., 1994-97
 Maskill, Bill (14, 12), Galesburg, Mich., 1969-70
 Maslowski, Karl (48), New Lenox, Ill., 2000-03
 Mason, Brandon (24), Nicholasville, Ky., 2004-07
 Mason, Lito (17, 1), Paducah, Ky., 1993-94
 Matthews, Jerry (81), Athens, Ga., 1963-65
 Mau, Kris (57), American Samoa, 2001-02
 Mayhew, Clarence, 1931
 Mayo, Jamel, 1993
 Mazlack, William (96), Gary, Ind., 1938-40
 Mazola, John, 1941-42
 McAttee, Denny, Ft. Thomas, Ky., 1959-61
 McBride, Darvis (46, 4), Fort Myers, Fla., 2006-08
 McBride, Lyman, 1925-27
 McChesney, James, 1950-51
 McCleavy, Keith, 1974
 McCloud, Andrew (34), Harrodsburg, Ky., 2006-07
 McClung, Aaron (54, 58), Mayfield, Ky., 1995, 1997
 McClure, Torpedo, 1925
 McConnell, Chris (67), Carthage, Tenn., 2005-07
 McCoy, Mike (21), Louisville, Ky., 1970-73
 McCrimon, Darius (33), Kissimmee, Fla., 2002-03
 McCrimon, Shawn (53), Kissimmee, Fla., 2002
 McFadden, Gene, 1950-53
 McFarland, William, 1924-25
 McGhee, Kerenski (26), Millbrook, Ala., 2001
 McGrath, Bob (30, 33), Louisville, Ky., 1968-71
 McGrath, Dan (25), Downers Grove, Ill., 1992-95
 McGrath, Kevin, Louisville, Ky., 1978
 McKenzie, Pat (47, 34), Owensboro, Ky., 1983-86
 McLaurin, Jacob (73), Indianapolis, Ind., 2007
 McLeod, Andy (35), Elkhorn, Neb., 1993-96
 McLeod, Buddy, 1942

McMiller, Trey (81), Apopka, Fla., 2002
 McNamara, James, 1929
 McNeal, Pat, 1946-48
 McNeal, Willie (86, 10), Bradenton, Fla., 2010, 2012-14
 McRae, Marki, 1994
 Meacham, Lamont (28), Clairton, Pa., 1978-81
 Meadors, Bill "Yogi", Corbin, Ky., 1957-59
 Mears, Gary (15), Chattanooga, Tenn., 1970-72
 Melvin, James (54), North Miami, Fla., 1995-96
 Mercer, Garnet (44), 1932
 Meyer, Jim (76), Evansville, Ind., 1963-64
 Micatrotto, Joe (84, 88, 50), Louisville, Ky., 1993-96
 Michael, Jason (10), Louisa, Ky., 1999-2002
 Millard, Cleburn, 1930-31
 Millay, Paul (64), Owensboro, Ky., 2009
 Miller, Braxton (46), Stanford, Ky., 2008-09
 Miller, Chris (41, 5), Heidelberg, Germany, 2000-03
 Miller, David (50), Corbin, Ky., 1957-59
 Miller, David (89), Fort Campbell, Ky., 2007-08
 Miller, Earl (98), Lakeland, Fla., 1999-2001
 Miller, Fred (66), Louisville, Ky., 1961-63
 Miller, Glendell (44), Owensboro, Ky., 1982-85
 Miller, Mike (10), Frankfort, Ky., 1979-82
 Miller, Sam, 1923
 Miller, Sharon (11), Mt. Carmel, Ill., 1962-64
 Mills, Mike (12), Bradenton, Fla., 1996
 Mills, Ray, 1942, 1946-47
 Minor, Marcus (2), Indianapolis, Ind., 2007-08
 Minturn, Zac (86), Cincinnati, Ohio, 2009
 Misalefua, Orlando (31), Fort Campbell, Ky., 2006, 2008-10
 Mitchell, Bobby, Oak Ridge, Tenn., 1960-62
 Mitchell, Clint (23), Stockbridge, Ga., 2007
 Mitchell, Dennis (21), Indianapolis, Ind., 2003-06
 Mitchell, James, 1956
 Mitchell, Mel (4), Rockledge, Fla., 1999-2001
 Moffatt, Kyle (39), Indianapolis, Ind., 2000-01
 Mollenkopf, Ty (49), Bucyrus, Ohio, 1992-93
 Montelli, Thomas, 1946-48
 Montgomery, Mike (72), Pontotoc, Miss., 1993-94
 Montgomery, Ray, 1923-24
 Mooney, Ben (55), Evansville, Ind., 1990-93
 Mooney, Tim (70), Evansville, Ind., 1983-84
 Moore, Alfred, 1930-31
 Moore, Archer, 1936-37
 Moore, Dickie (45), Owensboro, Ky., 1965-68
 Moore, Elliott (28), San Diego, Calif., 1988
 Moore, Frank, 1921
 Moore, Jeremy (44), Indianapolis, Ind., 2007-09
 Moore, Lerron (25), Columbus, Ohio, 2003-06
 Moore, Morrell (66), Somerset, Ky., 1979-80
 Moore, Moses, 1991
 Moore, Traye (29), Lexington, Ky., 1997
 Morand, Robert (25), Bradenton, Fla., 2001-02
 Morehead, Bob (28), Louisville, Ky., 1971-73
 Moriarty, Mike, Canonsburg, Pa., 1953-56
 Morris, Charles, Frankfort, Ky., 1966
 Morris, Jihad (21), Newburgh, N.Y., 2007-09
 Motley, Jerry, Bowling Green, Ky., 1961
 Mugler, Mike (39), Virginia Beach, Va., 2013-14
 Muldrow, Dee (24, 2), Cincinnati, Ohio, 1996, 1998
 Mullen, Davlen (20), Clairton, Pa., 1979-82
 Muller, Bill (81, 27), Evansville, Ind., 1966-67, 1970
 Mulligan, Brad, 1995
 Mullins, Alan (82), Independence, Ky., 1983-85
 Mumford, Bill, Troy, Ohio, 1961
 Mumford, Doug (46), Troy, Ohio, 1957-60
 Murray, Elmer (32), Russellville, Ala., 1962-65
 Murray, Lee, Russellville, Ala., 1961-62
 Murphree, Bill (70), Centerville, Tenn., 1974-76

Murphree, Jim (84), Franklin, Ky., 2010-11, 2013
 Murphy, Harold, 1946-49
 Murphy, Waddell (97), Lancaster, Ky., 1935-39
 Murrell, Tom (53), Mt. Lebanon, Ohio, 1962-64
 Mutchler, John (83), Paducah, Ky., 1963
 Muwuwakkil, Munir (99), Clearwater, Fla., 2006-07
 Myers, Cecil, 1924-27
 Myers, Charles, 1923-25

N

Nail, Richy (37, 44), Melbourne, Fla., 1990-91, 1993-94
 Napier, Michael (21), Cincinnati, Ohio, 1995-97
 Napper, Stan (80), Owensboro, Ky., 1961-64
 Nash, Lloyd (23), Owensboro, Ky., 1959-60, 1962
 Nassanson, Jerry, Newport, Ky., 1953-55
 Nau, Richard, 1964
 Neal, Artis (40), Apopka, Fla., 2003-06
 Neddo, Kelvin (25, 6), Ft. Pierce, Fla., 1985-86
 Neiszh, Homer, 1921-24
 Neloms, Keith (85), Jacksonville, Fla., 1990
 Nelson, Mark (87), Mercer, Pa., 1979-82
 Newby, John (81), Clairton, Pa., 1980-82
 Newcom, Guy, Sturgis, Ky., 1950-52
 Newell, Ollie, Point Pleasant, W.Va., 1960-62
 Newton, Charles, Bowling Green, Ky., 1957
 Nichols, Charles (47, 12), Paris, Ky., 1992-93
 Nichols, Toby, 1969
 Nicholson, Sammy, 1926-28
 Niemeier, Eric (90), Noblesville, Ind., 1992-93
 Niman, Willis, 1933-35
 Nixon, Vernon (90), Wilmington, Del., 1987-89
 Nolan, Greg (12), Grayson, Ky., 1987
 Nollner, David (50), Hartsville, Tenn., 1970-73
Nord, Matt (69), Louisville, Ky., 2013-14
Norris, Nicholas (15), Miami, Fla., 2013-14
 Northington, Nat (42), Louisville, Ky., 1969-70
 Norwood, David (33), Louisville, Ky., 1980
 Nutter, Larry (35), Sheffield, Ind., 1956-59
 Nutter, Ray, 1950-53

O

Oaken, Arnie, 1952-54
 Oakley, Anthony (62), Houston, Texas, 2003
 Oakle, Carlos, 1928-30
Ochchipinti, Joseph (15), Nashville, Tenn., 2013-14
 Oderinde, Irele (92), Georgetown, Ky., 2000-03
 Odum, C.J. (17), Fort Myers, Fla., 2011
 Ogletree, Alan (28), Atlanta, Ga., 1997-2000
 Old, Jim (19), Chesapeake, Va., 1966-67
 Oliver, James "Red" (72), Sturgis, Ky., 1938
 Oliver, Robert, 1927, 1929
 O'Neal, L.A. (1), Tallassee, Ala., 2003
 Oost, Greg (62), Owensboro, Ky., 1978
 Osborne, Robert, 1949-50
Overstreet, Derik (72), Paducah, Ky., 2014
 Owen, Tommy (18), Lebanon, Ky., 1995-96
 Owen, W.B., 1923

P

Pace, Tommy (54), Paducah, Ky., 1982
 Paige, Curt (98), Rochester, N.Y., 1985-87
 Panepinto, Joe (99), Gary, Ind., 1939
 Panepinto, Sam (65), Gary, Ind., 1937-39
 Parry, Ron (64), Newport, Ky., 1968-69
 Paskett, Keith (84), Nashville, Tenn., 1983-86
 Passafume, Jerry, Louisville, Ky., 1951-54
 Patterson, Dalton (24), New Orleans, La., 2013-14
 Patterson, Mychal (74), Norcross, Ga., 2006, 2009-10
 Patterson, Tom, 1952-54
 Patterson, Twyman, Louisville, Ky., 1954-57



Patton, Dave, Chattanooga, Tenn., 1952-55
 Paul, Kinnus (72, 90), Detroit, Mich., 2000-2002-03
 Payne, Francis, Louisville, Ky., 1957-60
 Payne, Jamichael (97), Auburn, Ala., 2011, 2013
 Peachers, Shawn (7), Hopkinsville, Ky., 1992-93
 Peak, David (33), Louisville, Ky., 1962-64
 Pearson, Sam (20), South River, N.J., 1967-68, 1970
 Peckenpough, Leo (10), Henderson, Ky., 1970-73
 Peebles, Willard, 1934-36
 Pegausch, Bill, Skokie, Ill., 1957-58, 1960
 Penn, Dewayne (73), Brownsville, Pa., 1988
 Peoples, Erick (33), Roseboro, N.C., 1983-84
 Perkins, Leslie, 1938
 Perkins, Maurice (85), Indianapolis, Ind., 2004-05
 Peterson, Kareem (46, 14), Lewisburg, Tenn., 2009-12
 Perry, Jerry (86), Elizabethtown, Ky., 1963
 Perry, Mark, 1985
 Pettet, Frank, Tompkinsville, Ky., 1957-58
 Pettijohn, Andrew (87), Newburgh, Ind., 2011
 Phelps, Mike (21), Bowling Green, Ky., 1967-69
 Phifer, Jim, 1952-54
 Phillips, Carlis (22), South Bend, Ind., 1995-98
 Phillips, Charlie (99), Kissimmee, Fla., 2003-05
 Phillips, Corlan (22), South Bend, Ind., 1999
 Phillips, Hal, 1946
 Pickens, Jim, Princeton, Ky., 1947-48
 Phillips, Karl (44), Kissimmee, Fla., 2003-06
 Pierce, Kyle (11), Hollywood, Fla., 1973
 Pihman, Ralph "Curly" (66), Mayfield, Ky., 1938-40
 Pimpleton, Donte (7), Louisville, Ky., 1998-2001
 Pinkston, Antwon (17), Lexington, Ky., 2001-03
 Pino, Chris (16), Naples, Fla., 1990-93
 Pitchford, Leonard, 1923-25
 Pitman, Van (41), Mayfield, Ky., 1971-74
 Ploumis, Bill, 1950-53
 Poisel, Jeff (14), Indianapolis, Ind., 1996-99
 Polanco, Luis (63), Tampa, Fla., 2010-13
 Poland, Hugh (45), Tompkinsville, Ky., 1931-33
 Poole, Barry, Madisonville, Ky., 1960-61, 1963
 Porter, Brian (23), Germantown, Md., 2004
 Posey, Terry (27), Henderson, Ky., 1968
 Potter, Craig (64), Indianapolis, Ind., 1970-71
 Potter, Derek (12), Franklin, Ky., 1998
 Potter, James (28), Nashville, Tenn., 1982
 Powell, Bobby (20), Rockville, Md., 1972-73
 Powell, Jody, Louisville, Ky., 1964-65
 Powell, Latravis (47), Columbus, Ga., 1994-97
 Poynter, Gerald, Owensboro, Ky., 1957-60
 Poynter, Jack, Owensboro, Ky., 1958-61
 Pressley, Lloyd (71), Evansville, Ind., 2006-09
 Preston, Eddie (42), Nashville, Ky., 1976-79
 Prewitt, Si, 1933-35
 Price, Chris (62), Indianapolis, Ind., 1999-2002
 Price, Mike, 1940
 Price, Robert, 1923
 Price, Willard, 1949-52
 Pudlow, Walter, 1940
 Pugh, Sean (74), Huber Heights, Ohio, 2003-06
 Pullen, Milt, Huntsville, Ala., 1963-65
 Pullen, Paul (60), Valley Station, Ky., 1964-65

Q

Quarles, Carlos (85), Hopkinsville, Ky., 1995
 Quinn, Jessie (81), Bradenton, Fla., 2006-08
 Quisenberry, Thomas (30), Frankfort, Ky., 1992

R

Rafferty, Jack (7), Dublin, Ohio, 2005
 Raines, Brad (60), Old Hickory, Tenn., 1992-94
 Rainey, Bobby (17), Griffin, Ga., 2008-11
 Randall, Daqual (17), Palmetto, Fla., 2012-14

Randle, Mitchell (20), Louisville, Ky., 1995-98
 Ravellette, Eric (73), Vincennes, Ind., 1999-2002
Ray, Brandon (51), Madison, Ala., 2014
 Ray, Robert (57), Nashville, Tenn., 1980-83
 Reaves, Jerome (88, 2), Arcadia, Fla., 2000, 2002
Reeves, Tanner (59), Lakeland, Fla., 2014
 Redmon, Lloyd, 1942
 Reed, Max, Okolona, Ky., 1934-36
 Reese, Jenkins (38), Indianapolis, Ind., 2005
 Register, Celsor (56), 1932
 Reif, Harry (74), Ft. Thomas, Ky., 1963-65
 Reitcheck, Allen (96), Goodland, Kan., 1986-88
 Revack, Ted, Pittsburgh, Pa., 1955-56
 Reynolds, Alton, Greenville, Ky., 1929
 Reynolds, Delmar, 1927-28
 Reynolds, Patrick (12), Bowling Green, Ky., 2000-02
 Reynolds, Tom, 1925-26
 Rice, Markel (10), Gallatin, Tenn., 1992-94
 Rice, Will (52), Vine Grove, Ky., 1981-82
 Rich, Phil (70), Bee Springs, Ky., 1977-80
 Richie, James (82), Louisville, Ky., 1999-2000
 Ricketts, Shane (46), Evansville, Ind., 1998-99
 Ridley, Raymond, 1924
 Riggs, Mickey, Portsmouth, Va., 1956-57
 Riley, Butch (80), Louisville, Ky., 1966-67
 Riviere, Cris (5), Ft. Lauderdale, Fla., 2000-02
 Roberson, Rannen (84), Elkhart, Ind., 2003-05, 2007
 Robinson, Arnold, 1949
 Robinson, Frank (56), Flint, Mich., 1986-87
 Robinson, Gene, Ashland, Ky., 1953-54
Robinson, Kalvin (48), Birmingham, Ala., 2013-14
 Robinson, Otho, 1950
 Robinson, Tyree (22), Dundee, Fla., 2010-13
 Cotton Roby, Jim (24), 1932
 Rocker, Donald (77), Jacksonville, Fla., 2014
Rocker, Gavin (88), Tyrone, Ga., 2012-14
 Rodes, Charles, Unknown
 Roddy, James, 1934-36
 Rodenberger, Earl "Butch" (44), Quakertown, Pa., 1965-66
 Rodgers, Mike (52), Louisville, Ky., 1966
 Rogan, Alfred (75), Gallatin, Tenn., 1966-79
 Rogers, Matt (49), Columbia, Ky., 2001-03
 Rooney, Casey (15), Sioux City, Iowa, 2002-03
 Rose, Bill (85, 25), Williamsburg, Ky., 1966-69
 Rose, Tony (17), Louisville, Ky., 1978-79
 Roston, Rod (63, 93), Galion, Ohio, 1995-96
 Rouch, Scott (83, 68), Galveston, Ind., 1980-83
 Roy, Jesse (56), Charlotte, N.C., 2011-12
 Royston, Mel (44), Decatur, Ill., 1989
 Ruby, Tom, Orlando, Fla., 1965-66
 Rudovich, John, 1948
 Rue, Nelson, 1950-51
 Rumph, Marion (10), Bradenton, Fla., 2004-07
 Rusin, James (55), Orinda, Tenn., 2009
 Rusnock, Rich (86), Highland Park, N.J., 1968-70
 Rusnock, Steve (87), Highland Park, N.J., 1967-68
 Rutledge, Ed (74), Ironton, Ohio, 1939-40
 Ryan, Greg (52), Murray, Ky., 2004-06, 2008

S

Sacca, Jimmy, 1950
 Sadler, George, 1940
 Sadler, Will, 1915
 Salato, Jimmy (83), Seneca Falls, N.Y., 1939-41
 Sampson, Richard (66), Broomall, Pa., 1983
 Samuel, Doug, 1988
 Sanborn, Robert, 1971
 Sanders, Elwood (90), Harrodsburg, Ky., 1938-40
 Sanders, Rufus (76, 88), Indianapolis, Ind., 2001-02

Sanders, Whitey, Springfield, Tenn., 1952-53
 Sandidge, Bob (20), Madisonville, Ky., 1973-74
 Santoro, Mark (19), Greer, S.C., 2008-10
 Sarakaitis, John (73), Lima, Ohio, 1968-69
 Sarver, Davion (41), Brooks, Ky., 1991-93
 Satterly, Marvin, 1950-53
 Sauer, George, 1950-53
 Savko, Brad (80), Louisville, Ky., 2008
 Schaffer, Jimbo (70), Louisville, Ky., 1995
 Schirtzinger, Cecil, 1950-51
 Schmidt, Jim (40), Jasper, Ind., 1968-69
 Schneider, Rick (74), Louisville, Ky., 1980, 1982-83
 Schrenk, Dale, 1947-49
 Schuster, Lonnie (71), Henderson, Ky., 1971-73
Schwettman, Garrett (56), Murray, Ky., 2012-14
 Scibiorski, Richard, 1933-34
 Scott, Aaron, Nashville, Tenn., 2004-05
Scott, Devin (11), Indianapolis, Ind., 2013-14
 Scott, Mike (78), Newton, Ill., 1984
 Scott, Ty (20), Palmetto, Fla., 2010
 Scott, Walter "Bubba" (64), LaGrange, Ga., 1992-93
 Scrivener, Drane (31), Louisville, Ky., 1994-95
 Seibel, Ralph (14), Greensburg, Ind., 1964-65
 Senitz, Rudolph "Rudy" (93), Gary, Ind., 1939-40
 Sexton, Sam (19), Ferguson, Ky., 2003-06
 Shakir, Tommy (1), Decatur, Ga., 1984-87
 Shattles, William, 1930-31
 Shaw, Andrae (37), Lakeland, Fla., 1998
 Shaw, Corey (90, 91), Louisville, Ky., 2000-02
 Sheehan, Paul (87), Agincourt, Ontario, 1976-77
 Sheffer, Ronnie (36), Henderson, Ky., 1958-59
 Shelby, Albert, 1942
 Shelby, Harding, 1942
 Shelby, Vincent (31), Dayton, Ohio, 1963-65
 Shepard, Ronnie (21), Rusk, Texas, 1988-89
 Shirley, Millard, 1953-54
 Shirley, Rob (72), Whiteland, Ind., 1975
 Shirley, Ronnie (49), Bloomington, Ind., 2004
 Shobe, Tim (41), Bowling Green, Ky., 1988
 Short, Sam, Birmingham, Ala., 1950-51
Shorter, Bryan (94), Phenix City, Ala., 2012-14
 Shuck, James (38), 1932-33
 Siewert, Tanner (37), Robards, Ky., 2005-06, 2008
Simmons, De'Andre (41), Royal Palm Beach, Fla., 2014
 Simmons, Woody (77), Glasgow, Ky., 1963
 Simonton, Ralph "Bubba" (87), Portland, Tenn., 1968-69
 Simpson, Clifton, 1926
 Simpson, DeLane, Portsmouth, Va., 1955-58
 Simpson, Keshawn (34), Lexington, Ky., 2010-13
 Simpson, Pat (67), Hopkinsville, Ky., 1979-82
 Simpson, Robert "Bub" 1949-52
 Simpson, Wes (66, 88), Lebanon, Ky., 1965-67
Sims, Jimmie (75), New Orleans, La., 2014
 Sims, John Earl (46), 1932
 Sims, Todd (56), Louisville, Ky., 1980
 Singh, Ricardo (38), Auburndale, Fla., 2011-14
 Sippio, Bobby (1, 3), Kissimmee, Fla., 1999-2001
 Six, Brad (62), Englewood, Ohio, 1995-97
 Six, Mark (69), Englewood, Ohio, 1993-94
 Skaggs, Barry (45), Owensboro, Ky., 1978-80
 Skiles, Aundra (58), Louisville, Ky., 1970-73
 Skillman, Chuck (92), Humble, Texas, 1996-99
 Sloniker, Harvey (64), Hutchinson, Kan., 1989, 1991
 Smart, Rod (23), Lakeland, Fla., 1997-99
 Smith, Adam (76), Murfreesboro, Tenn., 2009-12
 Smith, Andy, 1995
 Smith, Basil, 1928



Smith, Bill, 1950
 Smith, Bill (11), Brownsville, Tenn., 1974-76
 Smith, Billy, Louisville, Ky., 1964-65
 Smith, Bo (5), Rockledge, Fla., 2004-07
 Smith, Brad (53), Walton, Ky., 1971-74
 Smith, Brandon (11), Stanford, Ky., 2003-05
 Smith, Brandon (12), Danville, Ky., 2006, 2009
 Smith, Carlos (86), Mansfield, Ohio, 2001-02
 Smith, Craig (33), Bardestown, Ky., 1977-79
 Smith, Daron (68), Graceville, Fla., 1986
 Smith, Darryl (82, 19), Bowling Green, Ky., 1969-72
 Smith, David (2), Dallas, Texas, 1987
 Smith, Deonté (7), Louisville, Ky., 2003-04
 Smith, Dewey, 1948-51
 Smith, Don (36), Harrodsburg, Ky., 1987-90
 Smith, Frank (70), Crown Point, Ind., 1967-68
 Smith, Quanterus (93), Loganville, Ga., 2009-12
 Smith, Perez (3), Broxton, Ga., 2003
 Smith, Robert (87), 1962-63
 Smith, Steve (97), Hardinsburg, Ky., 1984
 Smith, Tariq (4), Memphis, Tenn., 2005-06
 Smith, Taurean (41), Perry, Ga., 2008-09
 Smith, T.J. (16), Hazel Green, Ala., 2011-14
 Smith, Tommy (84, 71), Lebanon, Ky., 1980-83
 Smith, William (86), Nashville, Tenn., 1977
 Smyth, Josh (45), Hoover, Ala., 2005
 Snardon, Arnold (33), Allensville, Ky., 1973, 1975-76
 Snardon, Troy (40), Allensville, Ky., 1978-81
 Snider, Louis, 1946-47, 1949
 Snyder, Fred (74), Lima, Ohio, 1967
 Solley, Bill, 1942
 Sorrell, Todd (64), Louisville, Ky., 1997-99
 Sowards, Jeremiah (70), Bowling Green, Ky., 2002
 Sowders, Ben (48), Bowling Green, Ky., 2006-08
 Sowders, John, 1949-52
 Sowell, Don (44), Houston, Texas, 1995-98
 Sowerby, Brian (5), Murray, Ky., 1990-92, 1994
 Sparks, Don, Ashland, Ky., 1951-54
 Sparks, Pete, 1941-42
 Sparrow, Eugene, 1940-41
 Speer, Carroll, Mayfield, Ky., 1953-56
 Spence, Neil (19), Gallatin, Tenn., 1984-85
 Spillman, Claude (25), Louisville, Ky., 1970-73
 Spillman, Harold (40), Louisville, Ky., 1970-71
 Spillman, Ken (52), Milford, Ohio, 1992-94
 Sprinkle, Jim (21, 26), Tell City, Ind., 1965-68
 Squires, DeWayne (17), Campbellsville, Ky., 1975
 Stahl, Mark (11), Bowling Green, Ky., 1977
 Stancell, Sohn (91), Riverdale, Ga., 1988-89
 Stansbury, E.B., 1927-29
 Stansfield, Luke (69), Franklin, Tenn., 2011-12
 Stark, Derrick (67), Dayton, Ohio, 2014
 Steele, Siler, 1940-42
 Stephens, Clay (28, 20), Somerset, Ky., 2005-07
 Stephens, Justin (33, 31), Palmetto, Fla., 1995-96
 Stephenson, Casey, 1941
 Stevens, Elliott, 1936-38
 Stevens, Max, 1950-53
 Stevens, Paul (67), 1932
 Stevenson, George "Flip" (34), North Middletown, Ky., 1978
 Stewart, Lowell, 1950-52
 Stinson, Josh (49), Bowling Green, Ky., 2008
 Stockton, Joey (32), Radcliff, Ky., 1994-97
 Stoll, John, 1940-42
 Stoprya, Joe, 1970
 Stram, Victor, 1915
 Straub, Bill, Ft. Thomas, Ky., 1961-62
 Strawn, Bill, Norfolk, Va., 1953-56
 Strayhorn, Mario (10), Cincinnati, Ohio, 1998
 Sturgeon, Hugh (73), Owensboro, Ky., 1963
 Suggs, David (31), Shelbyville, Tenn., 1979-82

Suggs, James (4), Henderson, Ky., 1990-92
 Sullivan, Chris (72), Louisville, Ky., 2005-06
 Summers, Thomas, 1948
 Sundberg, Dan (23), St. Matthews, Ky., 1963-65
 Suttus, Wayne (86), Folsom, Pa., 1965
 Swafford, Eric (57), Mayfield, Ky., 1990-92
 Swaney, Harold, 1941
 Sweeney, Will (16), Franklin, Tenn., 1994
 Sydnor, Elliott "Buddy", 1949
 Sykes, Billy (52), Clarksville, Tenn., 1968-71

T

Taggart, Willie (1), Palmetto, Fla., 1995-98
 Talbert, Leroy (87), Lexington, Ky., 1971-72
 Talley, Danny (81), Tell City, Ind., 1975
 Talley, Joe, 1947-50
 Tamme, Seth (8), Danville, Ky., 2006, 2009
 Tandy, Keith (84), Hopkinsville, Ky., 1973-76
Tanner, Isaac (40), Tampa, Fla., 2014
 Tate, Bill, 1950-53
 Tarter, Ed, Louisville, Ky., 1957
 Taylor, Bill (71), Owensboro, Ky., 1964-67
 Taylor, Charles (65), Indianapolis, Ind., 1958
 Taylor, Dexter (13), Indianapolis, Ind., 2008
 Taylor, Greg (35), Corbin, Ky., 1982-85
 Taylor, Hal, 1947, 1949
 Taylor, Jim, Clarksville, Tenn., 1960-62
 Taylor, Johnny (88), Glasgow, Ky., 1938-40
 Taylor, Larry (74), Williamsburg, Ky., 1979
 Taylor, Paul, 1925-28
Taylor, Taywan (2), Louisville, Ky., 2013-14
 Teborek, August, 1933-34
Terrell, Devante (98), Lakeland, Fla., 2013-14
 Terrell, Don, 1964
 Terry, Geno (57), Covington, Ky., 1984
 Terry, William "Gander", 1925-28
Terry, Wonderful (5), Fort Pierce, Fla., 2014
 Theuerkauf, Jack, Evansville, Ind., 1952, 1957-59
 Third, Patrick (17), Chattanooga, Tenn., 1999
 Thomas, Antonio (37, 6), Louisville, Ky., 2002-05
 Thomas, Brad (52), Louisville, Ky., 1988-90
 Thomas, Cam (19), Paterson, N.J., 2011-14
Thomas, DeVante (7), Baltimore, Md., 2013
 Thomas, Gerald, 1968
 Thomas, Hayes (32), Tampa, Fla., 1998-2001
 Thomas, Jamie (81), Clarksville, Tenn., 1995
 Thomas, Jim, 1934-36
 Thomas, Jimmy (21), Ft. Campbell, Ky., 1974-77
 Thomas, Mike (60), Henderson, Ky., 1963
 Thomas, Ryan (75), Orchard Park, N.Y., 2000-01, 2003-04
 Thomas, Willie (29), Sopchoppy, Fla., 1989
 Thomasson, Pat, 1978
 Thompson, Carey, 1949
 Thompson, Charles (47, 9), Louisville, Ky., 2001-04
 Thompson, Eddie (8), Ft. Knox, Ky., 1991-93
 Thompson, Terry (77), Hohenwald, Tenn., 1968-71
 Threet, Hoyte, 1947-50
 Throgmorton, August, 1925-27
 Throgmorton, Ray, 1924-25
 Thuney, Zach (76), Dayton, Ohio, 2004-07
 Tiebout, Dean (79), Maywood, Ill., 1986-88
 Tinius, Casey (83), Bowling Green, Ky., 2009-11
 Tinius, Jim (26), New Albany, Ind., 1976
 Tipton, Andrew, 1934, 1936-37
 Tischer, Cole (45), Brentwood, Tenn., 2009-12
 Todd, Brad (85), Sonora, Ky., 1977-80
 Todd, Jeff (88), Mesa, Ariz., 1983
 Tomblinson, Bennie, 1940
 Tomek, Dennis (12), Princeton, Ky., 1972-74
 Toomey, Lawrence, *Unknown*

Towner, Kylen (81), Mobile, Ala., 2014
 Towns, Tony (66), Louisville, Ky., 1976-78
 Townsley, Ron (7), Paducah, Ky., 1993-96
 Travis, Scott (15), Glasgow, Ky., 1983-84
 Traylor, Hoy, *Unknown*
 Triplett, Tom, 1936-38
 Trumbo, Montaze (82), Louisville, Ky., 2004
 Tucker, Edward, 1938
 Turner, J.J., *Unknown*
 Turner, Lonnie (3), Inglewood, Calif., 2014
 Turner, Tom (84), Clarksville, Ind., 1969-72
 Turpin, Vance (19), Jonesboro, Ga., 1989
 Tussey, Tom (78, 53), Catlettsburg, Ky., 1979-81
 Tweddell, Vince (13), Henderson, Ky., 1994
 Tyler, Richard, 1926
 Tyler, Robert (76), Paducah, Ky., 1989-91

U

Underhill, Bill (51), Louisville, Ky., 1959-60

V

Valentine, L.L., 1924-25
 Vance, Johnny (12, 15), Glasgow, Ky., 1966-69
 Vanest, Tom (34), Clarksville, Ind., 1967
 Van Hooser, Carroll, Marion, Ky., 1954-57
 Van Hooser, David, 1956-57
 Van Meter, Leslie (37), 1933-34
 Van Meter, Raymond (89), Elizabethtown, Ky., 1938-40
 Vanover, Matt (98), Floyds Knobs, Ind., 2003
 Van Slyke, Rick (77), Orlando, Fla., 1975-76
 Vasquez, Marcus (9), Chula Vista, Calif., 2009-10, 2012
Vaughn, Blair (50, 25), Clearwater, Fla., 2013-14
 Vaughn, Paul, 1928-30
 Veals, Antonio (84, 4), Louisville, Ky., 2000-03
 Vettiner, Charlie, 1928
 Vickers, John, 1927-28
 Vogel, Melvin (64), Louisville, Ky., 1958-59
 Volkman, Mike (58), Evansville, Ind., 2000
 Vorhees, Jim (33), Ft. Thomas, Ky., 1966-69
 Vrbas, Mark (44), Atwood, Kan., 1990

W

Waddell, Ewell (27), 1931-33
 Waff, Jack, Portsmouth, Va., 1959-60
 Wafzig, Jim (83), Louisville, Ky., 1973-75
 Waggoner, Don (58), Elida, Ohio, 1969
 Waiters, Josh (26), Bradenton, Fla., 2000
Wales, Anthony "Ace" (20), Louisville, Ky., 2013-14
 Walker, Chris (91), Manchester, Ky., 2003, 2005-07
 Walker, DeShun (81), Lakeland, Fla., 1999-2000
 Walker, Paul (18), 1932-33
 Walker, Scott (55), Campbellsville, Ky., 1986-88
 Walker, Shepherd, 1931
 Wallace, Chandler (64), Ft. Pierce, Fla., 1987-89
 Wallace, Kenny (84), Bowling Green, Ky., 1963
 Wallace, Robert, 1953
 Wallace, Ryan (88), Bowling Green, Ky., 2011-12
 Waller, Kenny (82), Jeffersonville, Ind., 1962-65
 Wallheiser, Frank, 1946-49
 Wallis, Dewey, 1924
 Walls, Delvechio (3), Sarasota, Fla., 1995-98
 Walsh, Steve (70, 74), Voluntown, Conn., 1985-87
 Walston, Steve (40), Mt. Vernon, N.Y., 1986-87
 Walters, Pete (68), Shepherdsville, Ky., 1977-80
 Walton, Robert (54), Chattanooga, Tenn., 1971-73
 Ward, Dan, 1946
 Ward, Edwin, 1924-25


Ward, Marcus (8), Birmingham, Ala., 2013-14

Ward, Tom (30, 31), Huntington, W.Va., 1973-75
Ware, Gordon, 1951-52

Ware, Riley (1), Ft. Myers, Fla., 1988-89
Warner, Bryson (46), Florence, Ky., 1993-96
Warner, Frank, 1930

Warr, Darmontre (26), Louisville, Ky., 2013-14

Warren, Ivory (70), Raiford, Fla., 1991
Warren, Jim, Mt. Carmel, Ind., 1965-66
Washington, Calvin (91), Charlottesville, Va., 2012-13
Washington, Daerius (7), Fort Lauderdale, Fla., 2012
Washington, Joe (77), Radcliff, Ky., 2000-03
Wassom, Herb (41), Spring City, Tenn., 1957-60
Wathen, Richard (89), Indianapolis, Ind., 1992-94

Watkins, Larry (72), Louisville, Ky., 1966-67
Watkins, Ricky (55), Louisville, Ky., 2004
Watkins, Tom (87), Itta Bena, Miss., 1964-66
Watson, Brad (85), Russellville, Ky., 1969-72
Watson, Willie, 1949-52

Watters, Travis (18), Louisville, Ky., 2005-08
Watterson, Dan (65), Elizabethtown, Ky., 1986-88

Watts, Jonathan (3), Port Gibson, Miss., 1988-89
Watts, Armando (9), Lima, Ohio, 1992-94

Weaver, Jim "Big Ich", 1926-27
Weaver, Lloyd (51), Covington, Ky., 1957-59
Weaver, Ray, Covington, Ky., 1950, 1955-57
Webb, Charles, Athens, Ga., 1963-64

Webster, Charles (58), Louisville, Ky., 1991, 1994
Wedge, Denny (66), Point Pleasant, W.Va., 1956-59

Weeks, Larry, 1925-26

Weinle, Rob (71), Cincinnati, Ohio, 1985-88
Welch, Guy, 1915

Welch, Randy (23), Bardstown, Ky., 1983
Weldon, Freeman, 1925

Wells, Robert, 1948
Wells, Tony (54), Louisville, Ky., 1978-81
Wells, Walter, 1924-25

West, Tony (30), Granger, Ind., 2003
Westmoreland, Bobby (54), Celina, Tenn., 1961-63

Whitaker, Billy (39), Nashville, Tenn., 1990
White, B.J., 1923-26

White, Frank, 1930

White, H.W., 1925

White, Ray (56), Corbin, Ky., 1977-79

White, Seth (75), Nashville, Tenn., 2011-12
Whitney, Joel (60, 53), Shelbyville, Tenn., 1983-84

Whittenberg, Wayne, 1931
Wicker, Alton, 1926-29

Wilder, Jerry, Owensboro, Ky., 1958-59

Williams, Carl (52), Elizabethtown, Ky., 1972-75
Williams, Cy, 1926-28

Williams, Daniel (96), Baxley, Ga., 2004-05

Williams, Jr., Darrell (62), Dublin, Ga., 2013-14

Williams, Eric (46), Dayton, Ohio, 2004

Williams, Glenn, 1935-37

Williams, Porter (22), Nashville, Tenn., 1970-73

Williams, Sidney (17), Lexington, Ky., 1994-95

Willis, Stephen (36, 28), Indianapolis, Ind., 2004-05, 2008

Williams, Terran (31), Bradenton, Fla., 2011-14

Williams, Vince (37), Alpharetta, Ga., 2010, 2012

Willis, Trent (16), Memphis, Tenn., 2002

Wilson, Arthur (97), Cincinnati, Ohio, 1999-2002

Wilson, David (54), Mayfield, Ky., 1987

Wilson, Derrick (94), Beaumont, Texas, 1989-90

Wilson, Neil (47), Tompkinsville, Ky., 2012

Wilson, R.L., 1946

Wilson, Robert, 1940-42

Wilson, Steve (30), Louisville, Ky., 1969-72

Wilson, Vernon "Tank", Evansville, Ind., 1952-55

Winkenhofer, Arnold, 1925-28

Wisham, Melvin (57), St. Louis, Mo., 1997-2000

Withers, George (64), Versailles, Ky., 1966-67

Withrow, Daniel (60), Bowling Green, Ky., 2000-03

Wittman, Ben (91), Sarasota, Fla., 1996-99

Wolke, David (3), Mount Juliet, Tenn., 2007-08

Wonsowicz, Bemo (98), Gary, Ind., 1939

Wood, Kevin (76), Kingwood, Texas, 1997-98

Woodruff, Charles (80), Princeton, Ky., 1976-77

Woods, Andrew, 1995

Woods, Jimmy (15), Clarksville, Tenn., 1975-78

Woods, Max (71), Paducah, Ky., 1990-91

Wooldridge, G.J. (27), Somerset, Ky., 2004-05

Woolridge, Joe (93), Greenwood, S.C., 2004-05

Woolsley, L.B., 1926, 1930

Worley, Ed Ellijay, Ga., 1952-53

Wright, Arius (21), Duluth, Ga., 2010-13

Wright, Harold (21), Ft. Myers, Fla., 1984-87

Y

Yacovino, Frank (81, 34), Levittown, Pa., 1971-74

Yeksigian, Leo, 1933-34

York, Walter (34), Bowling Green, Ky., 1980-83

Young, Bob (32), Covington, Ky., 1957-58

Young, Chris (49), Cynthia, Ky., 2009-10

Young, Dale (77), Paducah, Ky., 1972-75

Young, Derrell (57), Fort Lauderdale, Fla., 2014

Young, Kianté (29), Gainesville, Ga., 2010-12

Young, Marcus (79), Nashville, Tenn., 1997, 1999

Z

Zanders, Roderick "Zip" (56, 81), Vienna, Ga., 1988-89

Zimmerman, Al, 1941-42

Zoretic, Tom (85), Merrittstown, Pa., 1938-40

Zuttermeister, Rick, 1965

Bold indicates returning letterwinners



MANAGERS

A

Bradley Atwell	2014
Mike Austin	1982-86

B

James Bahm	1991-93
Kalieghe Belda	2009
Andrew Bennett	2008-09
Jim Biles	1972-76
Daniel Bogenschutz	2010-13
David Bolin	1979
Jimmy Botto	1926
John Brantley	1985
Stephon Brooks	2012
Henry Brown	1968
John Brown	1960-62
William Brown	1978-79

C

Clark Cable	2012
Anton Calvin	2014
Zack Cannon	2008
Griffin Carr	2013
Prentice Carter	1985
Robert Chalker	1995
Sterling Clark	1953
Jack Clore	1966-67
Kelly Cohen	2006-08
Vito Contento	1995-98
Lester "Rip" Collins	1980-84
Harold Corum	1966
Dewayne Cothron	1969-73
Matthew Cowles	2013-14
William Creekmur	1948

D

Brian Dittmer	2007-09
---------------	---------

E

Matt Edmondson	2003-04
Jon Edmondson	2009-13
Gary Ebling	1967-70
Lauren Edsten	2004
Mary Clair Elson	2007-09
David Erie	1979-82

F

Jeff Feix	1978-81
Alan Fern	2000
William Fortune	1983-86
Jess Funk	1931
Duyn Furgason	1983-88
Alvin Futrell	2006

G

Danelle Gamble	2003
Todd Gibson	1975-77
Larry Gilbert	1970-74
Melvin Gilbert	1959
J.D. Gilliam	2009
Mac Grace	1968-70
Albert Griffin	1949
Billy Griffin	1951
Glenn Groble	1972
Justin Groenert	2000-03

H

Jim Hall	1979
Danny Hape	1983-84
Kevin Haralson	2013-14
Bruce Harrison	1927
Rich Haydon	1973
Adam Haynes	2013
Brandon Haynes	2009
Aaron Hedges	2012-14
Brian Heep	2014
Eugene Heflin	1993-94
Tom Henry	1977
Glenn Higdon	1968
Kenny Holland	1977-81
Shane Holliday	2006-09
Ken Honchell	1962-65
Paul Hubbach	1981

J

Ollie Jim Jackson	1933-34
Mike Jander	1983-84, 1987-88
Nate Jenkins	2006
Buddy Jent	1974-76
Scott Johnson	1997-99
Tony Jones	1977
Forbis Jordan	1948

K

Michael King	2013-14
Myles King	2012-14
Kevin Kinnard	1988
Larry Kirkland	1966

L

Blake Ladson	2006
Sarah Lammy	2006-08
Lyndsey Lang	2006-07
Ricky Lathon	1975-77
Orlie Lawrence	1929-30
Eddie Lawson	1988
Vince Lewis	2012-14
Todd Lindsey	1992
Zebedee Lynum	1977-80

M

Joel Marks	2001-03
Mike Martin	1983-84
Doug McClamroch	1995
Matt McCay	2009-13
Chris McCormack	1997-99
Casey McDowell	2004, 2006-07
Gary McReynolds	1978-80, 1982
Todd Meeks	1985-86, 1988
Joe Milak	1968-71
Amber Montgomery	2007
Nick Morgan	2008-09
Austin Moss	2008-09
Kevin Moss	1994-95
Luke Mullis	2000

N

David Nance	1973
Rocky Napier	1974-77
Crystal Newton	2003-04
Jimmy Nolan	2003

O

David Owens	1974
-------------	------

P

Robert Perry	Unknown
Cliff Penell	1961-62
Brian Peyton	2003-04
Alan Powers	1966
Charlie Pride	1982-86
Larry Pruitt	1969

Q

Mark Quisenberry	1990-92
------------------	---------

R

Ernest Rautter	1959
Julie Reed	2006-08
Brett Riley	2006-07
Kristi Riley	1997
Larry Pat Riley	1979-82
Alex Roach	2009
Stefon Robinson	2000
Jake Ryle	2008
Zach Ryle	2007-08

S

Dwayne Saalman	1980-84
Sam Sanders	1980-81
Mike Sarafolean	2007
Jeff Sauer	1973, 1975-77
Jay Scott	1965-66
Ryan Sieb	2009-13
Britt Shehan	1987
Nick Shelton	1979
Alex Sherrill	2012
Blake Slates	2006
Clyde Smith	1947-48
Cory Smith	2007
Brandon Spurlock	2003-04
Barry Storm	1964-67
Scott Suiter	1988
Mike Swift	1968-70

T

Bill Taylor	1977-80
Larry Taylor	1979-80
Steve Thom	1961-62
Michael Thomson	2014
Kerry Tolley	2004
Wes Tomek	2000-01
David Trabue	1972, 1974-75
Robert Trabue	1973

W

Rickey Walker	1958
Stephen Walker	2002
Barry Walrond	1970-73
Mickey Walrond	1972-76
Brooke Warren	2003
Jared Watkins	2012
Brian Watwood	1995
Troy Wilkes	1990
Mack Williams	2009
Hank Wilson	2004, 2006-07
Brien Wissert	1988-92
DeWitt Worrell	1931-32
Kevin Worrell	1988
Luke Worrell	1993

Z

Charles Zambrano	1987-88
John Zehnder	2013-14
Ed Zinsius	2007



Trainers

A

Mark Abrams	1985-86
Lee Allison	1998-99
Joe Alvey	1980-81
Todd Anderson	1983-85

B

Mark Bailey	1975-78
Braden Bailey	2014
Curtis Baker	1999-02
Tim Barron	1978-82
Neil Beckman	2010-13
Noel Belcher	2014
Mike Beliles	1988, 1990-92, 1994

Keith Bessette	1990-91
Bobby Boster	1990-93
Audra Brainard	2012-13
Susan Brandon	1976-78
Dan Brennan	1983-85
Ethan Brown	2014
Jarrett Brown	1994-96
Tim Brueggemann	1979-82
Jerry Burger	1972
Kim Byram	1978-80

C

Jeremy Camron	2000-01
Fred Cantler	1974-78
Mike Carby	1993-95
Ashley Carroll	2001-02
Terry Castle	1982-83
Alexandria Cephus	2004-08
Erin Charles	2012-14
Jason Christian	1995
Richard Clemons	1979-82
Ethan Coghill	2013-14
James Cole	2010
Matt Coleman	1998-01
Rachel Coote	2010-11
Brad Cornelius	2012-13
Toryn Cornell	2013-14
Toby Crafton	1977-78
Don Crowder	1972-74
Kiara Cureton	2011-12
Paige Cutright	2010

D

Dianna Davis	1987-90
Lisa Davis	1988-89
Doug Dawson	1997
Ryan Dawson	2014
Sheyna Denisar	1995-99
Carla DePoyster	2001
Eugene Dixon	1970-72
Tyrone Douthit	1991-94
Tom Doyle	1981-85
Johnathan Drake	1996-97

E

Gary Ebling	1970-71
Lauren Edston	2006, 2008
Bill Edwards	1971-76
John Ellis	1975
Emily Elson	2006
Vanessa Embry	2000-03
Tim Everly	1988, 1990-91

F

Katie Felts	1995-96
Abby Flynn	2014
Tra Fowler	1996-98
Bill Fox	1976
Sara Fox	2002
Tony Frey	1982
Katheryn Fulk	1994-96
Marty Fulkerson	1985

G

Chris Gaddis	1986-89
Stephanie Garden	1984
Daniel Gardner	2005-06
Tyler Gaw	2010-13
Dean Geary	1978-82
Carol George	2000-02
Jeff Geron	1992-95
Crystal Gilliland	2000-03
Gretchen Gibson	1994-95
Todd Gibson	1995-98
Margaret Goetzinger	2010
Charles Gorecki	2001
Brett Graves	1974
Joel Gray	1980
Elizabeth Griffin	2000-02
Michonya Groves	2004-05

H

Brian Hagan	2002-05
Lester Hagan	1983
Joe Harris	1988-92
Sheri Harris	1994-98
Katie Hart	2003-05
Justin Herod	1998-01
Jessica Hess	2001
Fred Hina	1983-87
Sharita Howard	2010-13
Steve Howard	1979
Allen Howell	1976
Stacey Hunt	1985
Matt Hunter	2008

I

Amanda Ireland	2008-10
----------------	---------

J

Sonja Jackson	1991
Donitta Jenkins	1987-92
Hannah Jobes	2014
Tal Johnson	1984-87

K

Nathan Kaminski	2014
Stacey Keeton	1991-93
Bill Kendall	1971-74
Bill Kehrwald	1997-99
Natalie Kimbell	2007-10
Randy Kimmel	1982-83
Sam Knott	2012-13
Cindy Kummer	1974-77

L

Brennen Lawrence	1988, 1990-92
Jake Likens	1995-96
Frank Lillardt	2001
Pat Lilly	1981
Mark Linder	1983-87
Kelly Lingo	1994
Robin Lyons	1976-77
Tim Lyons	1994-96

M

Robyn Mabie	1993
Danielle Marsh	2006-08
Lorinda Matson	1984-85
Drake McCarthy	1973-76
Brian McCreary	2005-06
Artie McGuffin	1975-78
Hugh McReynolds	1980-84
Regan Menard	2009
Amanda Migliaccio	2004-08
Stacie Milam	1993
Beth Miller	1995-97
Grant Miller	2013-14
Desireah Mills	2013
Keith Mills	1999-02
Anessa Moberly	1990-91
Jason Moffitt	2002-03
Pam Moody (Herriford)	1973-75
Chris Mudd	1997-01
Jason Musgrave	1991-94

N

Frank Neville	1985-89
Heather Northrop	1994

O

Eric Oliver	1988-92
Allan Overby	1984-88

P

Steve Parker	1993-95
Lindsay Parson	2002-03
Teresa Peck	1977-78
Read Pennington	1975-79
Amanda Jo Peterson	2006-08
Brian Peyton	2006
David Phillips	1985-86, 1988
Kenny Pickett	1978-82
Derek Poor	1996
Nelson Pruett	1971-73
Larry Pruitt	1970

Q

Mike Quinn	1987-91
------------	---------

R

David Ralston	1980-83
Sarah Ramsey	1996-97
Michael Raper	1997
Shannon Reed	1994-96
Emily Reeves	2007-11
Nick Repka	1985-89
Perry Revlett	1979-81
Gregg Rich	1997
Simon Riggs	2014
Jim Robinson	1972-75
Laura Rohleder	1982
Rick Rolfsen	1986-89
Jeff Rose	1993

S

Kate Samples	2010-13
George Sanders	1982
Terry Schaffer	1973
Kris Schreiber	1980-81
Kelly Schumm	1997
Traci Sewell	1985-89
Megan Sexton	2003-05
Josh Sheldon	2012
Laura Sheriden	1991
Loren Shipley	1980-84
DeWayne Short	1988-92
Larry Starnes	1977-81
Devin Stewart	2007-11
Zack Stroble	1990-93
Gabby Stubblefield	2011-14
Mike Swift	1970-74

T

Eddie Tichenor	1978-81
Jim Tinius	1978-79
Kristen Todd	2011-13

W

Jennifer Wade	1995-99
Marla Waggoner	1984-85
Sonya Webb	1983
Leigh Wehrle	2010
Mike Weissmann	1984-88
Stephanie Welsh	1995-99
Eric West	1984
Tracy Wharry	1982
Kory White	2002-03
Erica Wilder	2007-08
Ryan Williams	2014
Venita Wright	2001-02
Lindsay Wuchterl	2003-07

Y

Ashlee York	2003-06
Jeff Young	1997-99



A

Adams, Steve - Asst. DB, 2004-06
Anderson, Carl "Swede" - 1927-28
Aukerman, Craig - ILB, 2004; OLB, 2003
Azzanni, Zack - OC/WR, 2011

B

Baker, Clarence - DL, 1975-83
Barber, Kurt - OLB, 2009
Bob, Rafferty - WR, 1978-80
Booker, Scott - DB, 2009
Boso, Cap - QB/FB, 1998-99
Bray, Curtis - DE, 1995; DL, 1996
Brohm, Jeff - OC/QB, 2013
Brumfield, Ricky - ST/DB, 2013-present
Bugel, Joe - GA, 1964; OL, 1965-68

C

Callaway, Neil - OL, 2013-present
Cassity, Mike - DC, 1983, 1985-86; LB, 1984; DB, 1987-88; Secondary, 2013-present
Chism, Mike - TE, 2007-09; OLB, 2004-06
Clark, Mark - WR, 1981; LB, 1983
Clark, Sam - Backs , 1973; WR, 1983
Cole, Bob - QB, 2009
Crennel, Romeo - DL, 1971-74
Cross, Bryan - OLB, 1993-02; TE, 2003
Crossman, Danny - DB, 1994-95; OLB, 1996
Cullen, Herb - 1947
Culley, David - QB/WR, 1984

D

Dawson, Mike - DL, 1989
Delgado, Ken - DE, 2014-present
Denstorff, Rick - OL, 1989-95
Diddle, E.A. - 1930-33
Dietzel, Mike - ST/OLB, 2007-08; DB, 2003-06
Drake, Darryl - WR, 1985-89; DB, 1990; WR/QB, 1991
Dunn, Don - DT, 2013-present

E

Echols, Roscoe - RB, 1999-02
Ellis, Bryan - RB, 2015
Elrod, Turner - 1949-67
Elson, David - DB, 1996-2002
Fanoga, Mike - DL, 2000-04

F

Feix, Jimmy - QB, 1957-63; Backs, 1964-67
Francis, Bob - 1933
Franklin, Robbie - GA, 1967; DL, 1968-72

G

Gehring, Josh - TE, 2004
Gilbert, Butch - OL, 1969-83; RB 1984; 1989-90
Glanville, Jerry - DL, 1967
Green, Anthony - GA, 1996
Griffin, Frank - OL, 1949-64
Guinane, Joe - RB, 2003

H

Hampton, Alonzo - DB, 2011-12
Hansen, Lonnie - OL, 1987-88
Hape, Bill - LB, 1973-82
Harbaugh, Jim - Volunteer, 1993-01
Harris, Bob - DE, 1984-85
Hauser, Craig - Defensive GA, 1997-98
Helton, Tyson - OC/QB - 2014-present
Hendel, Andy - ILB, 1996-2000
Hocker, Deke - WR, 2000-02
Hoffman, Bruce - DB, 1989
Holland, Jim - LB, 1987-88
Holt, Nick - DC/LB, 2013; AHC/DC, 2014-present
Holt, Stu - TE, 2011-12; Tackles, 2011; RB, 2005-09
Hornback, Ted - 1940-41
Huxtable, David - OL, 1985-86; DL, 1987-88; LB, 1989

J

Jamison, Alan - 1990
Jenkins, Brain - 1995

K

Kellar, Scott - DL, 1992
Kreutzer, Jim - GA, 1989; DL, 1990-91

L

Lightner, Keven - OL, 2001-02
Livers, Virgil - WR, 1994
Lyons, Patrick - GA, 1994

M

Mallory, Doug - LB, 1990-91; DB, 1992-93
Malowski, Karl - ST, 2011-12; LB, 2011
Marquell, Cary - ILB, 2005-08
Martindale, Don - ILB, 2001-03
Mathies, Eric - DE, 2011-12; DL, 2005-09
McLeod, Andy - TE, 1997
Mennenga, Shawn - OLB, 1997
Mills, Ray - 1949
Montgomery, Phillip - RB, 1995-98
Moore, Tim - DL, 1984
Moran, Tom - 1926
Mottola, Bill - OL, 2000
Murray, Lee - WR 1969-71; DB, 1972-77; RB, 1992-94

N

Nord, Greg - RB, 2014

O

Obee, Terry - RB, 2011

P

Peebles, Terry - QB, 1997
Pimpleton, Donte - WR, 2012
Pope, Jackie - DB, 1968-70
Powers, Don - DC, 1984
Price, Terry - DL, 1994

R

Ravellette, Eric - TE, 2005
Reardon, Ron - DL, 1985-86
Rice, Markell - CB, 2003
Richman, Andy - TE, 2006
Riva, Tom - TE, 1991-92
Robinson, Travaris - DB, 2008

S

Salato, Jimmy - 1942
Scott, L.D. - DE, 2013
Settles, Mike - DL, 1992-93, 95; OLB, 1994
Shankweiler, Steve - OL, 1984; OC, 1985-86
Shephard, Jamarcus - WR, 2014-present
Sheridan, Nick - QB, 2012
Sims, Tom - DL, 1997-99
Smith, Kolby - RB, 2013
Springer, Dennis - DB, 2007
Stansbury, Ed - 1938, 1940-41
Swartz, Pete - DE, 1989; TE, 1990
Symington, Chris - OL, 1996-99

T

Taggart, Willie - QB, 1999-06
Terry, W.L. "Gander" - 1929, 1934-35
Thomas, Lamar - WR, 2013
Thompson, Don - LB, 1985-86
Tinius, Jim - RB, 1985-87
Twombly, Darren - DL, 1993

V

Vandem Bos, Lenny - DB, 1991

W

Walker, Larry - DB, 1978-83
Walsh, Jim - GA, 1988
Watkins, David - DE, 1987-88, 90-91; RB, 1989
Weist, T.J. - WR, 2003-09
Wells, Walt - OL, 2003-, 11-12
Winkenhofer, Arnold - 1939-41
Woodie, Raymond - LB, 2012; DE, 2011
Wright, Kevin - QB, 2007-08

Y

Yarano, Don - RB, 1990-91; LB, 1992-95

Z

Zeleznik, Art - RB, 1968; OL & RB, 1969-72



HOUCHENS INDUSTRIES-L.T. SMITH STADIUM

The 2015 season will be WKU's 48th in Houchens Industries-L.T. Smith Stadium and the eighth since the facility underwent a massive renovation.

The renovation of Houchens Industries-L.T. Smith Stadium began in April 2006 and featured the construction of a new west side of the stadium while also including a significant renovation of the stadium's existing east side. The stadium's capacity now stands at 22,113. The first phase of the renovation to Houchens Industries-L.T. Smith Stadium involved improving the existing east side structure.

Construction began on the West grandstand prior to the start of the 2007 season. The new side of the stadium contains approximately 5,000 seats, including an 832-seat club level, along with new concession stands and restrooms. The building also houses new football offices and a new weight room (10,000 square feet), training room (8,500 square feet), locker room (10,000 square feet) and equipment area.

The Hilltoppers have put together a .500 or better record in 31 campaigns since the stadium opened in 1968. Originally L.T. Smith Stadium, the name was changed to Houchens Industries-L.T. Smith Stadium in July, 2007.

LARGEST CROWDS TO SEE WKU

Date	Opponent	Att.	Result
9/8/12	at Alabama	101,821	L, 0-35
9/5/09	at Tennessee	98,761	L, 7-63
11/12/11	at LSU	92,917	L, 9-42
9/2/06	at Georgia	92,746	L, 12-48
9/13/08	at Alabama	92,138	L, 7-41
9/1/07	at Florida	90,086	L, 3-49
9/7/13	at Tennessee	86,786	L, 20-52
9/4/10	at Nebraska	85,555	L, 10-49
9/27/03	at Auburn	85,046	L, 3-48
9/24/05	at Auburn	80,632	L, 14-37
9/29/01	at Wisconsin	75,662	L, 6-24
9/27/08	at Kentucky	70,730	L, 3-41
9/11/10	at Kentucky	66,584	L, 28-63
10/4/08	at Virginia Tech	66,233	L, 13-27
9/15/12	at Kentucky	53,980	W, 32-31(OT)
8/31/13	vs. Kentucky#	47,623	W, 35-26
9/4/04	at Kansas State	46,740	L, 13-27
8/31/02	at Kansas State	45,844	L, 3-48
9/25/10	at South Florida	40,276	L, 12-24
9/18/65	at Akron	40,165	T, 6-6

- Game held at L.P. Field in Nashville, Tenn.

Home Attendance Records

Season	Record	Att.	Avg.	Top Crowd (Opponent)
1968	3-1-1	55,119	11,024	20,428 (Eastern Kentucky)
1969	3-1-1	52,219	10,444	18,516 (Tennessee Tech)
1970	4-1	64,754	12,951	19,250 (Eastern Michigan)
1971	5-0	85,333	17,067	19,926 (Tennessee Tech)
1972	3-2	73,500	14,700	20,000 (Middle Tennessee)
1973	6-0	91,050	15,175	19,250 (Morehead State) 19,250 (Murray State)
1974	5-0	78,800	15,760	20,000 (Dayton)
1975	5-0	74,100	14,820	20,100 (Morehead State)
1976	3-1-1	79,250	15,850	20,000 (Middle Tennessee)
1977	1-3-1	71,950	14,390	19,750 (Morehead State)
1978	3-2	82,900	16,580	19,500 (Middle Tennessee)
1979	2-3	77,100	15,420	19,800 (Morehead State)
1980	5-0	80,800	16,160	20,100 (Middle Tennessee)
1981	2-3	60,000	12,000	17,000 (Morehead State)
1982	3-2	56,500	11,300	18,000 (Eastern Kentucky)
1983	2-3	45,900	9,180	14,500 (Morehead State)
1984	1-4	58,500	11,700	16,500 (Middle Tennessee)
1985	3-2	47,600	9,520	17,600 (Tennessee State)
1986	3-3	46,300	7,717	13,000 (Georgia Southern)
1987	4-1	63,250	12,650	19,250 (Murray State)
1988	5-0	56,400	11,280	18,200 (Chattanooga)
1989	4-1	49,900	9,980	18,000 (Tennessee Tech)
1990	1-4	54,700	10,940	18,000 (Eastern Kentucky)

Record in Smith Stadium: 165-84-4 (.660)

Total Attendance: 3,036,430

Average Lifetime Attendance: 12,097

Record Attendance: 23,252 (Southern Miss / W, 41-17)

Season	Record	Att.	Avg.	Top Crowd (Opponent)
1991	3-3	46,802	7,800	12,222 (Murray State)
1992	3-1	39,884	9,971	14,101 (Eastern Kentucky)
1993	5-0	28,390	5,678	8,800 (Jacksonville State)
1994	2-4	55,500	9,250	12,300 (Eastern Kentucky)
1995	2-2	38,700	9,675	13,200 (Murray State)
1996	4-1	48,300	9,660	17,600 (Eastern Kentucky)
1997	6-0	61,600	10,266	15,400 (Murray State)
1998	6-1	52,900	7,557	14,200 (Eastern Kentucky)
1999	3-2	45,050	9,010	13,100 (Tennessee State)
2000	7-1	61,100	7,638	12,200 (Tennessee Tech)
2001	5-1	58,300	9,717	14,000 (McNeese State)
2002	6-1	51,700	7,386	11,200 (Indiana State)
2003	6-1	70,871	10,124	18,317 (Eastern Kentucky)
2004	5-0	83,483	8,769	11,619 (Youngstown State)
2005	3-2	63,992	12,798	18,944 (Eastern Kentucky)
2006	4-2	54,306	9,051	12,424 (Indiana State)
2007	4-1	82,429	16,486	18,898 (Eastern Kentucky)
2008	1-4	83,483	16,697	22,297 (Murray State)
2009	0-6	84,616	14,103	20,568 (South Florida)
2010	0-5	72,884	14,577	20,772 (Indiana)
2011	3-3	91,862	15,310	19,409 (Navy)
2012	3-3	104,488	17,415	23,252 (Southern Miss)
2013	3-2	91,672	18,334	20,973 (Morgan State)
2014	5-1	97,833	16,306	18,472 (UTEP)



Coaching Records

By Season

Coach	Years	W	L	T	Pct.
Jeff Brohm (2014)	1	8	5	0	.615
Bobby Petrino (2013)	1	8	4	0	.667
Laniche Guidry* (2012)	1	0	1	0	.000
Willie Taggart (2010-12)	3	16	20	0	.444
David Elson (2003-09)	7	39	44	0	.470
Jack Harbaugh (1989-2002)	14	91	68	0	.572
Dave Roberts (1984-88)	5	26	30	1	.465
Jimmy Feix (1968-83)	16	106	56	6	.649
Nick Denes (1957-67)	11	57	39	7	.587
Jack Clayton (1948-56)	9	50	33	2	.602
Jesse Thomas (1933/46-47)	3	11	12	2	.480
Arnold Winkenhofner (1942)	1	3	4	1	.429
W.L. Terry (1938-41)	4	25	9	3	.735
Carl Anderson (1929/34-37)	5	31	12	3	.707
Ernie Miller (1932)	1	8	1	0	.889
James Elam (1930-31)	2	16	5	1	.762
E.A. Diddle (1922-28)	7	38	24	2	.613
L.T. Smith (1920-21)	2	2	5	1	.313
J.L. Arthur (1914-16)	3	6	7	2	.462
M.A. Leiper/ Roy Manchester (1913)	1	1	0	0	1.000

* Guidry served as interim head coach for 2012 Little Caesars Pizza Bowl

By Wins

Coach	Years	W	L	T	Pct.
Jimmy Feix (1968-83)	16	106	56	6	.649
Jack Harbaugh (1989-2002)	14	91	68	0	.572
Nick Denes (1957-67)	11	57	39	7	.587
Jack Clayton (1948-56)	9	50	33	2	.602
David Elson (2003-09)	7	39	44	0	.470
E.A. Diddle (1922-28)	7	38	24	2	.613
Carl Anderson (1929/34-37)	5	31	12	3	.707
Dave Roberts (1984-88)	5	26	30	1	.465
W.L. Terry (1938-41)	4	25	9	3	.735
James Elam (1930-31)	2	16	5	1	.762
Willie Taggart (2010-12)	3	16	20	0	.444
Jesse Thomas (1933/46-47)	3	11	12	2	.480
Ernie Miller (1932)	1	8	1	0	.889
Bobby Petrino (2013)	1	8	4	0	.667
Jeff Brohm (2014)	1	8	5	0	.615
J.L. Arthur (1914-16)	3	6	7	2	.462
Arnold Winkenhofner (1942)	1	3	4	1	.429
L.T. Smith (1920-21)	2	2	5	1	.313
M.A. Leiper/ Roy Manchester (1913)	1	1	0	0	1.000

Victories (542)

No.	Date	Score	Opponent	Place
1	1913	20-0	Elizabethtown HS	Unknown
50	Oct. 19, 1929	13-0	Louisville	Louisville, Ky.
100	Oct. 15, 1936	14-0	Murray State	Murray, Ky.
150	Oct. 29, 1949	13-7	Georgetown (Ky.)	Georgetown, Ky.
200	Oct. 8, 1958	34-16	Austin Peay	Bowling Green, Ky.
250	Sept. 28, 1968	42-0	Austin Peay	Bowling Green, Ky.
300	Oct. 12, 1974	32-15	Dayton	Clarksville, Tenn.
350	Oct. 9, 1982	28-14	Youngstown State	Bowling Green, Ky.
400	Oct. 16, 1993	51-24	Southern Illinois	Carbondale, Ill.
450	Nov. 18, 2000	22-0	Southern Illinois	Bowling Green, Ky.
500	Oct. 28, 2006	41-3	Indiana State	Bowling Green, Ky.

Losses (380)

No.	Date	Score	Opponent	Place
1	Oct. 10, 1914	0-47	Middle Tennessee	Murfreesboro, Tenn.
50	Oct. 5, 1935	0-6	Western Michigan	Kalamazoo, Mich.
100	Nov. 6, 1954	0-21	Eastern Kentucky	Bowling Green, Ky.
150	Nov. 5, 1966	7-12	Morehead State	Morehead, Ky.
200	Sept. 10, 1983	22-41	Louisville	Louisville, Ky.
250	Nov. 17, 1990	21-22	Chattanooga	Bowling Green, Ky.
300	Nov. 10, 2001	23-24	Northern Iowa	Bowling Green, Ky.
350	Sept. 11, 2010	28-63	Kentucky	Lexington, Ky.

First FBS win: Oct. 23, 2010 at Louisiana-Lafayette (54-21)

First win in Houchens-Smith Stadium: Sept. 21, 1968 vs. Butler (35-0) | Opening day of the stadium

First win over 'Power 5' opponent: Sept. 15, 2012 at Kentucky (32-31 OT)

First win over a ranked FBS opponent: Nov. 28, 2014 at No. 19 Marshall (67-66 OT)

First FBS bowl win: Dec. 24, 2014 vs. Central Michigan (49-48) | Popeyes Bahamas Bowl



Year	Game	Location	Opponent	W/L	Score
1952	Refrigerator Bowl	Evansville, Ind.	Arkansas State	W	34-19
1963	Tangerine Bowl	Orlando, Fla.	Coast Guard Academy	W	27-0
1973	Division II Playoffs 1st Round	Bowling Green, Ky.	Lehigh	W	25-16
	Grantland Rice Bowl	Baton Rouge, La.	Grambling	W	28-20
	Camellia Bowl	Sacramento, Calif.	Louisiana Tech	L	0-34
1975	Division II Playoffs 1st Round	Cedar Falls, Iowa	Northern Iowa	W	14-12
	Grantland Rice Bowl	Baton Rouge, La.	New Hampshire	W	14-3
	Camellia Bowl	Sacramento, Calif.	Northern Michigan	L	14-16
1987	Division I-AA Playoffs 1st Round	Richmond, Ky.	Eastern Kentucky	L	17-40
1988	Division I-AA Playoffs 1st Round	Macomb, Ill.	Western Illinois	W	35-32
	Division I-AA Playoffs 2nd Round	Richmond, Ky.	Eastern Kentucky	L	24-41
1997	Division I-AA Playoffs 1st Round	Bowling Green, Ky.	Eastern Kentucky	W	42-14
	Division I-AA Playoffs 2nd Round	Chaney, Wash.	Eastern Washington	L	21-38
2000	Division I-AA Playoffs 1st Round	Bowling Green, Ky.	Florida A&M	W	27-0
	Division I-AA Playoffs 2nd Round	Bowling Green, Ky.	Appalachian State	L	14-17
2001	Division I-AA Playoffs 1st Round	Greenville, S.C.	Furman	L	20-24
2002	Division I-AA Playoffs 1st Round	Bowling Green, Ky.	Murray State	W	59-20
	Division I-AA Playoffs 2nd Round	Macomb, Ill.	Western Illinois	W	31-28
	Division I-AA Playoff Semifinals	Statesboro, Ga.	Georgia Southern	W	31-28
	I-AA National Championship Game	Chattanooga, Tenn.	McNeese State	W	34-14
2003	Division I-AA Playoffs 1st Round	Bowling Green, Ky.	Jacksonville State	W	45-7
	Division I-AA Playoffs 2nd Round	Spartanburg, S.C.	Wofford	L	17-34
2004	Division I-AA Playoffs 1st Round	Huntsville, Texas	Sam Houston State	L	24-54
2012	Little Caesars Pizza Bowl	Detroit, Mich. (Ford Field)	Central Michigan	L	21-24
2014	Popeyes Bahamas Bowl	Nassau, Bahamas	Central Michigan	W	49-48

All-Time Postseason Record: 15-10 (25 games)





Frazier scored on a 55-yard run on the second play of the second quarter to double WKU's advantage. The defense allowed only 19 yards on seven plays after a late first-half turnover, forcing the Cowboys to settle for a field goal as the Toppers led, 17-6, at the break.

Quarterback Jason Michael connected with Johnson for 49 yards, and Frazier scored from 14 yards out on the next play to cap WKU's first drive of the second half. With MSU trailing by 10 points and the third quarter nearing an end, Michael and Frazier hooked up for a screen pass that would go 54 yards, the quarterback would reach the end zone to finish the drive with 13:49 left in the contest.

Corey Shaw's interception set up the final points of the game, a 23-yard Martinez field goal, while Charles Thompson ended McNeese's final possession with the Toppers' third interception of the contest.

Four conference champions. The top three seeds. Two three-point decisions on the road. All pointed to one result, Western Kentucky's first-ever NCAA I-AA national championship.

WKU's 2002 National Championship Season

WKU 34, McNeese State 14

WKU defeated McNeese State 34-14 in Chattanooga, Tenn. in the championship game of the I-AA Playoffs to earn the program's first national title after advancing to the championship game for the first time since the school moved to the I-AA level in 1975.

Karl Maslowski intercepted Scott Pendarvis on MSU's first offensive play of the game, the first of a number of big plays for WKU.

Jeremi Johnson bowled over a pair of defenders to score on a 16-yard pass less than five minutes into the game, giving the Hilltoppers the lead for good.





Year	Overall	Conf.	Finish	Coach	Notes
1913	1-0-0	-	-	M.A. Leiper, Roy Manchester	
1914	1-2-0	-	-	J.L. Arthur	
1915	2-3-2	-	-	J.L. Arthur	
1916	3-2-0	-	-	J.L. Arthur	
1918	No Team — World War I				
1919	No Team — World War I				
1920	No Team — World War I				
1920	0-1-0	-	-	L.T. Smith	
1921	2-4-1	-	-	L.T. Smith	
1922	9-1-0	-	-	E.A. Diddle	
1923	5-4-0	-	-	E.A. Diddle	
1924	4-5-0	-	-	E.A. Diddle	
1925	3-5-1	-	-	E.A. Diddle	
1926	4-4-1	-	-	E.A. Diddle	
1927	5-4-0	-	-	E.A. Diddle	
1928	8-1-0	-	-	E.A. Diddle	
1929	7-3-0	-	-	Carl "Swede" Anderson	
1930	8-1-1	-	-	James Elam	
1931	8-4-0	-	-	James Elam	
1932	8-1-0	-	-	Ernie Miller	
1933	6-2-0	-	-	Jesse Thomas	
1934	4-2-2	-	-	Carl "Swede" Anderson	
1935	7-3-0	-	-	Carl "Swede" Anderson	
1936	6-3-0	-	-	Carl "Swede" Anderson	
1937	7-1-1	-	-	Carl "Swede" Anderson	
1938	7-2-0	-	-	W.L. "Gander" Terry	
1939	7-1-1	-	-	W.L. "Gander" Terry	
1940	7-1-1	-	-	W.L. "Gander" Terry	
1941	4-5-1	-	-	W.L. "Gander" Terry	
1942	3-4-1	-	-	Arnold Winkenhofer	
1943	No Team — World War II				
1944	No Team — World War II				
1944	No Team — World War II				
1946	2-6-0	-	-	Jesse Thomas	
1947	3-4-2	-	-	Jesse Thomas	

Ohio Valley Conference (1948-1981)

1948	5-4-0	2-3	5th	Jack Clayton	First Season in Ohio Valley Conference
1949	5-4-0	2-3	6th	Jack Clayton	
1950	6-2-2	3-1-2	2nd	Jack Clayton	
1951	4-5-0	2-4	6th	Jack Clayton	
1952	9-1-0	4-1	T-1st	Jack Clayton	OVC Co-Champion, Refrigerator Bowl Champions
1953	6-4-0	2-3	4th	Jack Clayton	
1954	7-3-0	3-2	T-2nd	Jack Clayton	
1955	3-6-0	1-4	5th	Jack Clayton	
1956	5-4-0	2-3	3rd	Jack Clayton	
1957	5-3-1	1-3-1	T-4th	Nick Denes	
1958	4-5-0	2-4	5th	Nick Denes	
1959	5-4-0	3-3	4th	Nick Denes	
1960	2-6-1	1-4-1	6th	Nick Denes	
1961	6-3-0	4-2	3rd	Nick Denes	
1962	5-3-0	3-3	5th	Nick Denes	
1963	10-0-1	7-0	1st	Nick Denes	OVC Champions, Tangerine Bowl Champions
1964	6-3-1	3-3-1	T-3rd	Nick Denes	
1965	2-6-2	1-5-1	7th	Nick Denes	
1966	5-5-0	3-4	6th	Nick Denes	
1967	7-1-1	5-1-1	2nd	Nick Denes	
1968	7-2-1	5-2	2nd	Jimmy Feix	
1969	6-3-1	5-2	2nd	Jimmy Feix	
1970	8-1-1	5-1-1	1st	Jimmy Feix	OVC Champions
1971	8-2-0	6-1	1st	Jimmy Feix	OVC Champions
1972	7-3-0	5-2	2nd	Jimmy Feix	
1973	12-1-0	7-0	1st	Jimmy Feix	OVC Champions, Grantland Rice Bowl Champions
					Division II National Runner-Up
1974	7-3-0	5-2	T-2nd	Jimmy Feix	



Year	Overall	Conf.	Finish	Coach	Notes
1975	11-2-0	6-1	T-1st	Jimmy Feix	OVC Co-Champions, Grantland Rice Bowl Champions
					<i>Division II National Runner-Up</i>
1976	4-5-1	3-4	T-4th	Jimmy Feix	
1977	1-8-1	1-5-1	8th	Jimmy Feix	
1978	8-2-0	6-0	1st	Jimmy Feix	OVC Champions
1979	5-5-0	3-3	4th	Jimmy Feix	
1980	9-1-0	6-1	1st	Jimmy Feix	OVC Champions
1981	6-5-0	4-4	4th	Jimmy Feix	

Division I-AA Independent (1982-1998)

1982	5-5-0	-	-	Jimmy Feix	First Season as I-AA Independent
1983	2-8-1	-	-	Jimmy Feix	
1984	2-9-0	-	-	Dave Roberts	
1985	4-7-0	-	-	Dave Roberts	
1986	4-6-1	-	-	Dave Roberts	
1987	7-4-0	-	-	Dave Roberts	Division I-AA Playoffs
1988	9-4-0	-	-	Dave Roberts	Division I-AA Playoffs
1989	6-5-0	-	-	Jack Harbaugh	
1990	2-8-0	-	-	Jack Harbaugh	
1991	3-8-0	-	-	Jack Harbaugh	
1992	4-6-0	-	-	Jack Harbaugh	
1993	8-3-0	-	-	Jack Harbaugh	
1994	5-6-0	-	-	Jack Harbaugh	
1995	2-8-0	-	-	Jack Harbaugh	
1996	7-4	-	-	Jack Harbaugh	
1997	10-2	-	-	Jack Harbaugh	Division I-AA Playoffs
1998	7-4	-	-	Jack Harbaugh	

Ohio Valley Conference (1999-2000)

1999	6-5	4-3	T-3rd	Jack Harbaugh	
2000	11-2	7-0	1st	Jack Harbaugh	OVC Champions / Division I-AA Playoffs

Gateway Football Conference (2001-2006)

2001	8-4	5-2	T-2nd	Jack Harbaugh	Division I-AA Playoffs
2002	12-3	6-1	T-1st	Jack Harbaugh	GFC Co-Champions
					<i>Division I-AA National Champions</i>
2003	9-4	5-2	T-3rd	David Elson	Division I-AA Playoffs
2004	9-3	6-1	T-2nd	David Elson	Division I-AA Playoffs
2005	6-5	4-3	T-4th	David Elson	
2006	6-5	4-3	T-4th	David Elson	

Football Bowl Subdivision Transitional Years (2007-2008)

2007	7-5	-	-	David Elson	First Transition Year to FBS
2008	2-10	-	-	David Elson	

Sun Belt Conference (2009-2013)

2009	0-12	0-8	9th	David Elson	First Season as Bowl-Eligible FBS Member
2010	2-10	2-6	9th	Willie Taggart	
2011	7-5	7-1	2nd	Willie Taggart	
2012	7-5	4-4	5th	Willie Taggart	Little Caesar's Pizza Bowl
	0-1			Lance Guidry	Guidry served as interim HC for WKU's first bowl game
2013	8-4	4-3	3rd	Bobby Petrino	

Conference USA (2014)

2014	8-5	4-4	T-3rd	Jeff Brohm	Popeyes Bahamas Bowl Champions
------	-----	-----	-------	------------	--------------------------------

Bold indicates conference championship



Opponent	First Meeting	Last Meeting	W	L	T
Akron	1965	1985	3	7	2
Alabama	2008	2012	0	2	0
Appalachian State	1972	2000	1	4	0
Arkansas State	1947	2013	4	3	1
Army	2013	2014	2	0	0
Auburn	2003	2005	0	2	0
Austin Peay	1940	2012	35	6	1
Ball State	1929	2008	1	2	0
Bethel (Ky.)	1915	1930	3	2	2
Bethel (Tenn.)	1922	1951	8	0	0
Boston University	1985	1985	1	0	0
Bowling Green	2007	2014	1	1	0
Bradley	1937	1947	3	1	0
Bryson	1922	1923	2	0	0
Butler	1965	1973	7	1	0
Campbellsville	1924	1924	1	0	0
Catawba (N.C.)	1931	1931	1	0	0
Centenary (La.)	1923	1923	0	1	0
Central Arkansas	2009	2009	0	1	0
Central Florida	1984	1994	2	2	0
Central Michigan	2012	2014	1	1	0
Centre	1925	1935	2	4	1
Chattanooga	1927	2007	5	8	0
Clarksville HS	1916	1916	1	0	0
Concord (W.Va.)	2004	2004	1	0	0
Cumberland (Ky.)	1922	1928	2	1	0
Cumberland (Tenn.)	1999	1999	1	0	0
C.W. Post (N.Y.)	1974	1974	1	0	0
Dayton	1974	1975	2	0	0
Delaware	1981	1982	0	2	0
Delta State	1949	1953	4	1	0
Drake	1965	1966	1	1	0
East Tennessee	1953	1978	18	6	2
Eastern Illinois	1983	2000	5	10	0
Eastern Kentucky	1914	2008	48	34	3
Eastern Michigan	1970	1971	1	1	0
Eastern Washington	1997	1997	0	1	0
Elizabethtown HS	1913	1913	1	0	0
Elon	1998	2001	3	0	0
Emporia State	1937	1938	2	0	0
Evansville	1924	1981	14	3	2
FIU	2002	2012	4	4	0
Florida	2007	2007	0	1	0
Florida A&M	2000	2000	1	0	0
Florida Atlantic	2008	2014	1	5	0
Furman	2001	2001	0	1	0
Gardner-Webb	1986	1987	1	1	0
Georgetown (Ky.)	1927	1950	9	1	0
Georgia	2006	2006	0	1	0
Georgia Southern	1986	2002	1	2	0
Georgia State	2013	2013	1	0	0
Grambling State	1973	1973	1	0	0
Hopkinsville HS	1914	1914	1	0	0
Illinois	2014	2014	0	1	0
Illinois State	1975	2006	10	3	0
Illinois Wesleyan	1933	1933	0	1	0
Indiana	2008	2010	0	2	0
Indiana State	1969	2011	14	6	1
Jacksonville State	1993	2003	4	1	0
John Carroll (Ohio)	1924	1924	0	1	0
Kansas State	1993	2004	0	3	0
Kentucky	2008	2013	2	3	0
Kentucky State	1980	2002	4	0	0
Kentucky Wesleyan	1923	1996	5	3	0
Lamar	1979	1979	0	1	0
Lambuth (Tenn.)	1926	1926	1	0	0
Lehigh	1973	1973	1	0	0
Liberty	1995	1996	0	2	0
Louisiana College	1948	1948	1	0	0
Louisiana-Lafayette	1992	2013	2	5	0
Louisiana-Monroe	1952	2013	5	4	0
LSU	2011	2011	0	1	0

Opponent	First Meeting	Last Meeting	W	L	T
LA Tech	1939	2014	1	3	0
Louisville	1922	1998	12	19	0
Marshall	1941	2014	2	4	0
McNeese State	2001	2002	2	1	0
Memphis	1933	1956	2	2	1
Miami (Fla.)	1930	1931	2	0	0
Middle Tennessee	1914	2014	29	34	1
Mississippi	1931	1942	0	2	0
Mississippi College	1956	1956	1	0	0
Missouri State	1984	2006	8	2	0
Morehead State	1939	2007	41	7	2
Morgan State	2013	2013	1	0	0
Morton Elliott	1920	1922	1	1	0
Murray State	1931	2008	36	24	7
Navy	2009	2014	2	2	0
Nebraska	2010	2010	0	1	0
New Hampshire	1975	1975	1	0	0
New Haven	1997	1998	2	0	0
North Carolina A&T	1987	1988	2	0	0
NC Central	2007	2007	1	0	0
North Texas	2007	2012	2	4	0
Northern Illinois	1969	1969	1	0	0
Northern Iowa	1975	2006	5	5	0
Northern Michigan	1975	1979	1	2	0
Oglethorpe (Ga.)	1936	1936	1	0	0
Ohio	1939	1941	1	1	0
Old Dominion	2014	2014	1	0	0
Olivet (Mich.)	1964	1964	1	0	0
Owensboro HS	1915	1916	1	1	0
Ozarks (Ark.)	1925	1926	0	2	0
Portland (Tenn.) HS	1916	1916	1	0	0
Portland State	1994	1994	0	1	0
Presbyterian (S.C.)	1940	1940	1	0	0
Rhodes College	1928	1929	1	1	0
St. Joseph's (Ind.)	1966	1967	2	0	0
Sam Houston State	2004	2004	0	1	0
Samford	1934	1950	3	3	1
South Alabama	2013	2013	0	1	0
South Florida	1997	2010	2	4	0
Southeastern La.	1983	1984	0	2	0
Southwest Missouri	1952	2000	10	1	0
Southern Illinois	1992	2006	9	6	0
Southern Miss	2012	2012	1	0	0
Southern Presbyterian	1921	1922	2	0	0
Stetson	1950	1953	0	2	0
Tampa	1935	1963	4	0	1
Tennessee	2009	2013	0	2	0
Tennessee-Martin	1997	2000	4	0	0
Tennessee State	1985	2000	2	2	0
Tennessee Tech	1922	2000	28	23	1
Texas State	2013	2013	1	0	0
Transylvania	1923	1935	8	2	0
Troy	1976	2013	2	9	1
UAB	1993	2014	3	3	0
Union (Ky.)	1921	2003	3	1	0
Union (Tenn.)	1927	1949	3	3	0
U.S. Coast Guard	1963	1963	1	0	0
UTEP	2014	2014	1	0	0
UTSA	2014	2014	1	0	0
Vanderbilt	1931	1938	0	3	0
Vanderbilt "B"	1921	1932	0	4	0
Virginia Tech	2008	2008	0	1	0
West Alabama	1986	1987	1	1	0
West Liberty (W.Va.)	1936	1936	1	0	0
West Virginia Tech	2003	2007	3	0	0
Western Carolina	1938	1974	2	1	0
Western Illinois	1937	2006	8	4	0
Western Michigan	1923	1947	3	11	1
Wisconsin	2001	2001	0	1	0
Wittenberg	1954	1972	4	0	0
Wofford	2003	2003	0	1	0
Xavier (Ohio)	1923	1936	0	3	0
Youngstown State	1942	2006	10	6	0



M.A. Leiper and Roy Manchester

1913 (One Season)

1-0 (1.000)

1913 (1-0)

—	Elizabethtown HS	W, 20-0	-
---	------------------	---------	---



J.L. Arthur

1914-16 (Three Seasons)

6-7-2 (.462)

1914 (1-2)

O 10	Middle Tennessee	L, 0-47	-
O 23	Eastern Kentucky	L, 6-36	-
N 26	Eastern Kentucky	W, 18-0	-

1915 (2-3-2)

C: Gibson

O 2	Hopkinsville HS	W, 6-0	-
O 9	Bethel (Ky.)	T, 14-14	-
O 15	Owensboro HS	L, 0-51	-
O 23	Bethel (Ky.)	L, 0-40	-
N 1	Eastern Kentucky	T, 0-0	-
N 12	Middle Tennessee	L, 0-47	-
N 25	Eastern Kentucky	W, 20-0	-

1916 (3-2)

—	Middle Tennessee	—	-
—	Castle Heights	—	-
—	Owensboro HS	W, 2-0	-
—	Hopkinsville HS	—	-
—	Clarksville HS	W, 13-0	-
—	Portland (Tenn.) HS (F)	W, 1-0	-
—	Eastern Kentucky	L, 12-13	-
—	Eastern Kentucky	L, 0-16	-

1917-19

No Team — World War I



L.T. Smith

1920-21 (Two Seasons)

2-5-1 (.313)

1920 (0-1)

N 4	Morton Elliott	L, 0-13	-
-----	----------------	---------	---

1921 (2-4-1)

O 1	Union (Ky.)	L, 0-30	-
O 8	Bethel (Ky.)	L, 0-26	-
O 22	Vanderbilt B	L, 0-12	-
N 5	Eastern Kentucky	W, 21-0	-
N 11	Middle Tennessee	L, 7-13	-
N 18	Bethel (Ky.)	T, 7-7	-
N 24	So. Presbyterian	W, 12-0	-



E.A. Diddle

1922-28 (Seven Seasons)

38-24-2 (.613)

1922 (9-1)

S 30	at Louisville	W, 6-0	-
O 6	Middle Tennessee	W, 31-6	-
O 13	Cumberland (Ky.)	W, 13-7	-
O 21	Tennessee Tech	W, 19-0	-
O 27	Morton Elliott	W, 63-0	-
N 4	Bethel (Tenn.)	W, 19-0	-
N 10	Eastern Kentucky	W, 47-6	-
N 18	Vanderbilt B	L, 6-13	-
N 24	Bryson	W, 23-12	-
N 30	So. Presbyterian	W, 21-0	-

1923 (5-4)

Captain: Edward R. Ward

S 29	Louisville (H)	W, 19-7	-
O 6	Xavier	L, 14-21	-
O 20	Cumberland (Ky.)	L, 6-13	-
O 27	Western Michigan	L, 0-24	-
N 3	Centenary	L, 6-75	-
N 10	Transylvania	W, 13-6	-
N 16	Kentucky Wesleyan	W, 24-6	-
N 17	Bryson	W, 25-13	-
N 24	Bethel (Ky.)	W, 19-0	-

1924 (4-5)

C: Wilson "Babe" Hunt

S 27	Campbellsville	W, 65-0	-
O 4	John Carroll	L, 0-51	-
O 11	at Louisville	L, 7-12	-
O 18	Middle Tennessee	W, 44-0	-
O 25	Western Michigan	L, 0-14	-
N 8	Transylvania	L, 0-13	-
N 15	Xavier	L, 0-29	-
N 22	Evansville	W, 35-0	-
N 27	Bethel (Ky.)	W, 73-0	-

**1925 (3-5-1)**

C: Harry "Pap" Glenn

S 26	Western Michigan	L, 0-20	-
O 3	Bethel (Tenn.)	W, 24-6	-
O 10	Louisville	L, 0-6	-
O 17	Middle Tennessee	T, 7-7	-
O 24	Centre	L, 0-13	-
N 14	Transylvania	W, 7-0	-
N 21	Evansville	W, 14-6	-
N 25	College of Ozarks	L, 0-20	-
N 30	Kentucky Wesleyan	L, 0-13	-

1926 (4-4-1)

C: Ual Killebrew

S 25	Centre	T, 0-0	-
O 2	Bethel (Tenn.)	W, 21-6	-
O 16	Western Michigan	L, 2-3	-
O 23	Lambuth	W, 29-13	-
O 30	Kentucky Wesleyan	W, 22-0	-
N 6	at Louisville	L, 10-26	-
N 13	Transylvania	L, 3-7	-
N 20	Evansville	W, 61-0	-
N 27	College of Ozarks	L, 3-14	-

1927 (5-4)

C: August Throgmorton

S 30	at Chattanooga	L, 6-42	-
O 8	at Bethel (Tenn.)	W, 61-0	-
O 15	Transylvania	W, 27-0	-
O 22	at Georgetown (Ky.)	L, 0-6	-
O 29	at Kentucky Wesleyan	L, 0-19	-
N 5	Louisville (HC)	W, 7-6	-
N 11	Union (Tenn.)	L, 0-19	-
N 19	at Evansville	W, 27-0	-
N 24	Eastern Kentucky	W, 12-0	-

1928 (8-1)

S 29	at Centre	W, 12-0	-
O 6	Rhodes College	W, 18-0	-
O 13	Bethel (Tenn.)	W, 39-0	-
O 20	at Middle Tennessee	W, 19-0	-
O 27	Georgetown (Ky.) (HC)	W, 19-0	-
N 3	Louisville	W, 20-0	-
N 10	Kentucky Wesleyan	W, 13-0	-
N 16	at Union (Tenn.)	L, 6-7	-
N 24	Cumberland (Ky.)	W, 25-0	-

**Carl "Swede" Anderson****Two Stints****See Second Entry****1929 (7-3)**

C: Alton Wicker, Ed Stansbury (Alt.)

S 28	Middle Tennessee	W, 19-0	-
O 5	Ball State	W, 13-0	-
O 12	at Rhodes College	L, 6-12	-

O 19	at Louisville	W, 13-0	-
O 26	Bethel (Tenn.)	W, 40-6	-
N 2	Centre (HC)	L, 6-7	-
N 9	at Kentucky Wesleyan	L, 2-7	-
N 16	Georgetown (Ky.)	W, 6-0	-
N 23	Evansville	W, 44-0	-
N 28	Eastern Kentucky	W, 36-0	-

**James Elam****1930-31 (Two Seasons)****16-5-1 (.762)****1930 (8-1-1)**

C: Paul "Burrhead" Vaughn

S 27	at Centre	L, 0-31	-
O 4	at Transylvania	W, 19-0	-
O 11	Bethel (Ky.)	W, 31-0	-
O 18	Middle Tennessee	W, 13-7	-
O 25	Louisville (HC)	W, 7-6	-
N 1	Kentucky Wesleyan	W, 25-14	-
N 15	Georgetown (Ky.)	W, 20-0	-
N 22	at Eastern Kentucky	W, 50-0	-
N 27	Western Michigan	T, 0-0	-
D 6	at Miami (Fla.)	W, 19-0	-

1931 (8-4)

C: Dillard Martin

S 19	at Mississippi	L, 6-13	-
S 28	at Vanderbilt	L, 6-52	-
O 3	at Centre	L, 7-28	-
O 10	Catawba	W, 14-7	-
O 17	Middle Tennessee	W, 12-0	-
O 24	Murray State	W, 7-0	-
O 29	at Union (Ky.)	W, 12-0	-
O 31	Louisville	W, 20-6	-
N 7	Miami (Fla.) (HC)	W, 20-0	-
N 14	at Western Michigan	L, 0-13	-
N 21	Eastern Kentucky	W, 42-7	-
N 28	Georgetown (Ky.)	W, 25-0	-

**Ernie Miller****1932 (One Season)****8-1 (.800)****1932 (8-1)**

C: Fletcher Holeman

S 24	Evansville	W, 38-0	-
O 1	Transylvania	W, 27-7	-
O 8	at Vanderbilt	L, 0-26	-
O 15	at Middle Tennessee	W, 21-7	-
O 22	at Murray State	W, 6-0	-
N 5	Georgetown (Ky.) (HC)	W, 24-0	-
N 12	Union (Tenn.)	W, 46-0	-
N 19	Eastern Kentucky (F)	W, 1-0	-
N 19	Louisville	W, 58-0	-

**Jesse Thomas**

Two Stints
See Second Entry

1933 (6-2)

C: Ewell Waddell

S 30	Middle Tennessee	W, 32-0	-
O 7	at Tennessee Tech	W, 7-6	-
O 14	Murray State (HC)	L, 6-20	-
O 21	at Louisville	W, 45-0	-
O 28	at Memphis	W, 19-0	-
N 11	at Georgetown (Ky.)	W, 24-0	-
N 18	Illinois Wesleyan	L, 0-7	-
N 30	Transylvania	W, 48-6	-

**Carl "Swede" Anderson**

1929, 1934-37 (Five Seasons)
32-12-2 (.717)

1934 (4-2-2)

C: Elvis Donaldson

O 6	Memphis	T, 0-0	-
O 13	Tennessee Tech	W, 27-0	-
O 20	Transylvania	W, 20-0	-
O 26	at Middle Tennessee	W, 14-0	-
N 3	Samford (HC)	T, 0-0	-
N 10	at Eastern Kentucky	W, 47-9	-
N 17	at Murray State	L, 14-27	-
N 29	at Western Michigan	L, 6-7	-

1935 (7-3)

C: Si Prewitt

S 28	Bethel (Tenn.)	W, 36-0	-
O 5	at Western Michigan	L, 0-6	-
O 11	at Tennessee Tech	W, 31-6	-
O 19	Transylvania	W, 35-0	-
O 25	at Middle Tennessee	L, 0-7	-
N 2	Murray State	W, 21-6	-
N 16	Samford (HC)	L, 0-19	-
N 23	Eastern Kentucky	W, 40-6	-
N 28	Tampa	W, 18-0	-
D 7	at Centre	W, 13-7	-

1936 (6-3)

C: Charles "Bub" Ellis, Willard Peebles (Alt)

S 26	West Liberty	W, 33-0	-
O 3	Tennessee Tech	W, 27-0	-
O 9	at Xavier	L, 7-12	-
O 17	Middle Tennessee	L, 0-9	-
O 31	Oglethorpe (HC)	W, 6-0	-
N 7	Samford	L, 6-14	-
N 14	at Eastern Kentucky	W, 7-0	-
N 21	at Murray State	W, 14-0	-
D 5	at Tampa	W, 23-20	-

1937 (7-1-1)

C: Clarence Caple, Joe Cook (Alt)

S 24	Emporia State	W, 7-0	-
O 1	at Bradley	W, 21-0	-
O 8	Tampa (HC)	W, 13-0	-
O 15	at Tennessee Tech	W, 20-0	-
O 22	Union (Ky.)	W, 21-0	-
O 30	at Western Michigan	L, 7-13	-
N 6	Eastern Kentucky	W, 23-0	-
N 13	Western Illinois	W, 28-0	-
N 20	Murray State	T, 7-7	-

**W.L. "Gander" Terry**

1938-41 (Four Seasons)
25-9-3 (.735)

1938 (7-2)

C: Tom Triplett, Joe Gili (Alt)

S 24	Emporia State	W, 34-0	-
O 1	at Vanderbilt	L, 0-12	-
O 8	Samford	W, 6-0	-
O 15	Tennessee Tech	L, 6-7	-
O 29	Western Michigan (HC)	W, 13-6	-
N 5	at Eastern Kentucky	W, 32-7	-
N 12	Western Carolina	W, 55-0	-
N 19	at Murray State	W, 21-7	-
D 3	at Tampa	W, 50-7	-

1939 (7-1-1)

C: Sam Panepinto, Waddell Murphy (Alt)

S 23	at Ohio	W, 14-7	-
S 30	Morehead State	W, 2-0	-
O 7	Louisiana Tech (HC)	W, 20-7	-
O 13	at Tennessee Tech	L, 0-10	-
O 21	at Memphis	W, 12-0	-
O 28	Middle Tennessee	W, 26-2	-
N 4	at Western Michigan	W, 20-14	-
N 11	Eastern Kentucky	W, 26-0	-
N 25	Murray State	T, 12-12	-

1940 (7-1-1)

S 28	at Bradley	W, 13-0	-
O 5	Presbyterian	W, 26-7	-
O 11	at Louisiana Tech	L, 6-7	-
O 19	Tennessee Tech	W, 6-0	-
O 26	Middle Tennessee	W, 13-0	-
N 2	Western Michigan (HC)	W, 25-6	-
N 9	at Morehead State	T, 0-0	-
N 16	Austin Peay	W, 20-0	-
N 23	Murray State	W, 6-0	-

1941 (4-5-1)

S 19	at Austin Peay	W, 38-0	-
S 27	at Morehead State	W, 14-0	-
O 3	at Middle Tennessee	W, 15-7	-
O 11	at Ohio	L, 7-20	-



O 18	at Marshall	L, 7-34	-
O 25	Eastern Kentucky (HC)	W, 27-20	-
N 1	at Western Michigan	L, 7-21	-
N 7	at Tennessee Tech	L, 6-27	-
N 14	Samford	L, 7-20	-
N 20	Murray State	T, 0-0	-



Arnold Winkenhofer

1942 (One Season)
3-4-1 (.431)

1942 (3-4-1)

S 26	at Mississippi	L, 6-39	-
O 3	Marshall	W, 19-13	-
O 9	at Youngstown State	L, 6-40	-
O 17	Morehead State	W, 9-0	-
O 23	at Union (Tenn.)	L, 0-38	-
O 31	at Eastern Kentucky	L, 0-18	-
N 7	Tennessee Tech (HC)	T, 6-6	-
N 21	at Murray State	W, 24-13	-

1943-45

No Team — World War II



Jesse Thomas

1933, 1946-47 (Three Seasons)
11-12-2 (.480)

1946 (2-6)

C: Dallas Arnold, Rapheal "Boots" Able

O 4	at Austin Peay	W, 25-6	-
O 12	at Bradley	L, 0-27	-
O 18	Louisville	W, 20-19	-
O 25	Western Michigan (HC)	L, 20-32	-
N 1	at Tennessee Tech	L, 6-32	-
N 8	at Morehead State	L, 7-36	-
N 15	Eastern Kentucky^	L, 0-6	-
N 27	Murray State	L, 6-55	-

^ - First name game in program history

1947 (3-4-2)

C: Jimmy Haynes

S 26	at Evansville	T, 0-0	-
O 4	Arkansas State	T, 14-14	-
O 11	Tennessee Tech	W, 13-7	-
O 18	Bradley (HC)	W, 15-13	-
O 24	at Louisville	L, 13-19	-
N 1	at Western Michigan	L, 0-39	-
N 8	Morehead State	W, 20-0	-
N 15	at Eastern Kentucky	L, 7-27	-
N 22	at Murray State	L, 0-20	-



Jack Clayton

1948-56 (Nine Seasons)
50-33-2 (.602)

1948 (5-4, 2-3 OVC - Fifth)

S 25	at Evansville*	L, 6-12	-
O 2	at Arkansas State	L, 12-13	-
O 9	at Morehead State*	W, 19-14	-
O 16	Union (Tenn.)	W, 20-7	-
O 23	at Louisville*	L, 6-20	-
O 30	Georgetown (Ky.)	W, 33-0	-
N 6	Louisiana College	W, 35-18	-
N 13	Eastern Kentucky* (HC)	W, 14-13	-
N 25	Murray State*	L, 7-34	-

* OVC games

1949 (5-4, 2-3 OVC - Sixth)

S 24	Louisville*	L, 7-47	-
O 1	Evansville*	L, 0-20	-
O 8	Morehead State*	W, 19-0	-
O 15	at Union (Tenn.)	W, 20-7	-
O 22	Samford	W, 20-0	-
O 29	at Georgetown (Ky.)	W, 13-7	-
N 5	Delta State (HC)	L, 7-13	-
N 12	at Eastern Kentucky*	L, 7-20	-
N 19	at Murray State*	W, 10-7	-

* OVC games

1950 (6-2-2, 3-1-2 OVC - Second)

C: Roy Hina, Joe Talley

S 23	Samford	W, 13-0	-
S 30	at Evansville*	T, 7-7	-
O 7	Marshall*	L, 13-47	-
O 14	at Morehead State*	W, 23-21	-
O 21	Georgetown (Ky.)	W, 41-13	-
O 28	at Tennessee Tech*	W, 21-0	-
N 4	at Delta State	W, 26-7	-
N 11	Eastern Kentucky* (HC)	W, 14-13	-
N 18	Murray State*	T, 27-27	-
N 25	at Stetson	L, 14-41	-

* OVC games

1951 (4-5, 2-4 OVC - Sixth)

C: Lawrence "Butch" Gilbert

S 22	Bethel (Tenn.)	W, 56-0	-
S 29	Evansville*	W, 41-7	-
O 6	at Marshall*	L, 21-35	-
O 13	Morehead State*	W, 20-7	-
O 20	Tennessee Tech* (HC)	L, 7-14	-
O 27	at Memphis	L, 0-38	-
N 3	Delta State	W, 46-6	-
N 10	at Eastern Kentucky*	L, 7-31	-
N 17	at Murray State*	L, 6-23	-

* OVC games

**1952 (9-1, 4-1 OVC - T-First)****Refrigerator Bowl Champion**

C: Will Price, Willie Watson

S 20	Middle Tennessee*	W, 33-19	-
S 27	at Evansville	W, 39-0	-
O 11	at Morehead State*	W, 39-7	-
O 18	Louisiana-Monroe	W, 42-27	-
O 25	at Tennessee Tech*	L, 13-21	-
N 1	Delta State	W, 35-13	-
N 8	Eastern Kentucky* (HC)	W, 48-6	-
N 15	Southeast Missouri	W, 41-0	-
N 22	at Murray State*	W, 12-7	-

Refrigerator Bowl, Evansville, Ind.

D 7	vs. Arkansas State	W, 34-19	-
-----	--------------------	----------	---

* OVC games

1953 (6-4, 2-3 OVC - Fourth)

C: Marvin Satterly, Max Stevens

S 19	at Middle Tennessee*	L, 0-13	-
S 26	East Tennessee	W, 32-13	-
O 3	at Stetson	L, 7-18	-
O 10	Morehead State*	W, 48-0	-
O 17	at Louisiana-Monroe	W, 28-0	-
O 24	Tennessee Tech* (HC)	L, 21-34	-
O 31	at Delta State	W, 21-19	-
N 7	at Eastern Kentucky*	L, 7-13	-
N 14	Evansville	W, 26-13	-
N 21	Murray State*	W, 13-7	-

* OVC games

1954 (7-3, 3-2 OVC - T-Second)

C: Jerry Passafiume, Jim Phifer

S 18	Wittenberg	W, 32-13	-
S 25	at East Tennessee	W, 24-6	-
O 2	Middle Tennessee*	W, 7-6	-
O 9	at Morehead State*	W, 19-13	-
O 16	Louisiana-Monroe	W, 19-7	-
O 23	at Tennessee Tech*	W, 32-12	-
O 30	Louisville	W, 25-7	-
N 6	Eastern Kentucky* (HC)	L, 0-21	-
N 13	at Evansville	L, 13-21	-
N 20	at Murray State*	L, 0-19	-

* OVC games

1955 (3-6, 1-4 OVC - Fifth)

C: Jerry Nassano, Vernon "Tank" Wilson

S 24	East Tennessee	W, 20-7	-
O 1	at Middle Tennessee*	L, 13-25	-
O 8	Morehead State*	W, 12-7	-
O 15	at Louisiana-Monroe	L, 9-21	-
O 22	Tennessee Tech*	L, 7-19	-
O 29	at Louisville	L, 0-20	-
N 5	at Eastern Kentucky*	L, 0-7	-
N 12	Evansville	W, 46-6	-
N 19	Murray State* (HC)	L, 12-28	-

* OVC games

1956 (5-4, 2-3 OVC - T-Third)

C: Jim Chambliss, Bill Strawn

S 22	at East Tennessee	W, 12-7	-
S 29	Middle Tennessee*	L, 6-7	-
O 6	Youngstown State	W, 26-9	-
O 13	at Tennessee Tech*	L, 26-39	-
O 20	Eastern Kentucky* (HC)	W, 14-6	-
O 27	at Memphis	L, 0-42	-
N 3	at Morehead State*	W, 9-7	-
N 10	Mississippi College	W, 14-0	-
N 17	at Murray State*	L, 13-34	-

* OVC games

**Nick Denes****1957-67 (11 Seasons)****57-39-7 (.587)****1957 (5-3-1, 1-3-1 OVC - T-Fourth)**

C: Twyman Patterson, Carroll VanHooser

S 21	at Southeast Missouri	W, 25-20	-
S 28	East Tennessee	W, 10-6	-
O 5	at Middle Tennessee*	L, 7-26	-
O 12	at Youngstown State	W, 9-6	-
O 19	Tennessee Tech*	L, 9-27	-
N 2	at Eastern Kentucky*	L, 0-28	-
N 9	Morehead State* (HC)	W, 28-6	-
N 16	Wittenberg	W, 28-13	-
N 23	Murray State*	T, 7-7	-

* OVC games

1958 (4-5, 2-4 OVC - T-Fifth)

C: Rod Bagby, Jim "Yogi" Hardin

S 20	Southeast Missouri	W, 12-0	-
S 27	at East Tennessee*	L, 0-8	-
O 4	Middle Tennessee*	L, 7-10	-
O 11	at Youngstown State	L, 6-20	-
O 18	at Tennessee Tech*	L, 3-7	-
N 1	Eastern Kentucky* (HC)	W, 21-14	-
N 8	at Morehead State*	W, 14-0	-
N 15	Austin Peay	W, 34-16	-
N 22	at Murray State*	L, 7-12	-

* OVC games

1959 (5-4, 3-3 OVC - T-Fourth)

C: Dave Miller, Denny Wedge

S 15	at Louisville	L, 0-19	-
S 19	at Southeast Missouri	W, 13-8	-
S 26	East Tennessee*	L, 7-13	-
O 3	at Middle Tennessee*	L, 2-37	-
O 10	at Austin Peay	W, 20-12	-
O 17	Tennessee Tech* (HC)	L, 19-29	-
O 31	at Eastern Kentucky*	W, 14-7	-
N 7	Morehead State*	W, 27-14	-
N 21	Murray State*	W, 21-6	-

* OVC games

**1960 (2-6-1, 1-4-1 OVC - T-Sixth)**

C: Herb Wassom

S 17	Southeast Missouri	L, 19-28	-
S 24	at East Tennessee*	T, 7-7	-
O 1	Middle Tennessee*	W, 20-13	-
O 8	Austin Peay	W, 34-6	-
O 15	at Tennessee Tech*	L, 7-10	-
O 21	at Louisville	L, 0-44	-
O 29	Eastern Kentucky* (HC)	L, 7-17	-
N 5	at Morehead State*	L, 6-12	-
N 12	at Murray State*	L, 7-26	-

* OVC games

1961 (6-3, 4-2 OVC - Third)

C: Winton Boone, Jackie Poynter (Alt)

S 16	at Southeast Missouri	W, 13-0	-
S 23	East Tennessee*	W, 32-14	-
S 30	at Middle Tennessee*	L, 6-14	-
O 7	at Austin Peay	W, 26-6	-
O 14	Tennessee Tech*	L, 12-13	-
O 21	at Louisville	L, 0-20	-
O 28	at Eastern Kentucky*	W, 16-15	-
N 4	Morehead State* (HC)	W, 7-0	-
N 11	Murray State*	W, 14-6	-

* OVC games

1962 (5-3, 3-3 OVC - Fifth)

C: Lee Murray, Joe Bugel (Alt), Jim Taylor (Alt)

S 15	Southeast Missouri	W, 28-7	-
S 22	at East Tennessee*	L, 7-27	-
S 29	Middle Tennessee*	L, 0-17	-
O 6	Austin Peay	W, 21-13	-
O 13	at Tennessee Tech*	W, 24-7	-
O 27	Eastern Kentucky* (HC)	L, 5-6	-
N 3	at Morehead State*	W, 7-0	-
N 10	at Murray State*	W, 16-15	-

* OVC games

1963 (10-0-1, 7-0 OVC - First)**Tangerine Bowl Champion**

C: Joe Bugel, Harold Chambers

S 14	at Southeast Missouri	W, 40-7	-
S 21	at Tampa	T, 14-14	-
S 28	East Tennessee*	W, 14-6	-
O 5	at Middle Tennessee*	W, 16-6	-
O 12	at Austin Peay*	W, 34-14	-
O 19	at Tennessee Tech*	W, 14-12	-
O 26	Evansville (HC)	W, 54-14	-
N 2	at Eastern Kentucky*	W, 29-6	-
N 9	Morehead State*	W, 17-0	-
N 23	Murray State*	W, 50-0	-

Tangerine Bowl, Orlando, Fla.

D 28	vs. Coast Guard	W, 27-0	-
------	-----------------	---------	---

* OVC games

1964 (6-3-1, 3-3-1 OVC - T-Third)

C: Stan Napper, Ken Waller

S 19	Southeast Missouri	W, 14-0	-
S 26	at East Tennessee*	L, 9-16	-
O 3	Middle Tennessee*	L, 0-9	-
O 10	Austin Peay*	T, 6-6	-
O 17	at Tennessee Tech*	W, 19-14	-
O 24	at Evansville	W, 37-0	-
O 31	Eastern Kentucky* (HC)	W, 24-0	-
N 7	at Morehead State*	W, 9-0	-
N 14	Olivet	W, 44-20	-
N 21	at Murray State*	L, 7-14	-

* OVC games

1965 (2-6-2, 1-5-1 OVC - Seventh)

C: Ken Frick, Elmer Murray (Alt)

S 18	at Akron	T, 6-6	-
S 25	East Tennessee*	W, 15-14	-
O 2	at Middle Tennessee*	L, 0-21	-
O 9	at Austin Peay*	L, 6-38	-
O 16	Tennessee Tech*	L, 6-46	-
O 23	Drake (HC)	W, 28-21	-
O 30	at Eastern Kentucky*	L, 12-28	-
N 6	Morehead State*	L, 12-21	-
N 13	at Butler	L, 20-27	-
N 20	Murray State*	T, 14-14	-

* OVC games

1966 (5-5, 3-4 OVC - Sixth)

C: Jack Crangle

S 17	St. Joseph's (Ind.)	W, 42-21	-
S 24	at East Tennessee*	W, 24-7	-
O 1	Middle Tennessee*	L, 9-33	-
O 8	Austin Peay*	W, 7-3	-
O 15	at Tennessee Tech*	L, 14-21	-
O 22	Drake	L, 21-37	-
O 29	Eastern Kentucky* (HC)	L, 12-24	-
N 5	at Morehead State*	L, 7-12	-
N 12	Butler	W, 35-7	-
N 19	at Murray State*	W, 37-20	-

* OVC games

1967 (7-1-1, 5-1-1 OVC - Second)

C: Wes Simpson, Bill Taylor

S 16	at St. Joseph's (Ind.)	W, 47-7	-
S 23	at Austin Peay*	W, 31-6	-
S 30	East Tennessee*	W, 6-3	-
O 14	Tennessee Tech*	W, 56-0	-
O 21	at Eastern Kentucky*	T, 14-14	-
O 28	Morehead State* (HC)	W, 30-19	-
N 4	at Middle Tennessee*	L, 14-16	-
N 11	at Butler	W, 36-14	-
N 18	Murray State*^	W, 42-19	-

* OVC games

^ - Last game in Western Stadium


Jimmy Feix
1968-83 (16 Seasons)
106-56-6 (.649)
1968 (7-2-1, 5-2 OVC - Second)

C: Walt Heath, Jim Garrett (Alt), Dickie Moore (Alt)

S 21	Butler ^	W, 35-0	10,866
S 28	Austin Peay*	W, 42-0	8,997
O 5	at East Tennessee*	W, 23-0	6,500
O 12	at Western Illinois	W, 66-0	6,000
O 19	at Tennessee Tech*	W, 13-0	6,000
O 26	Eastern Kentucky* (HC)	L, 7-16	20,428
N 2	at Morehead State*	W, 24-21	6,500
N 9	Middle Tennessee*	W, 43-2	7,493
N 16	Akron	T, 14-14	7,335
N 23	at Murray State*	L, 14-17	9,500

* OVC games

^ - First game in L.T. Smith Stadium

1969 (6-3-1, 5-2 OVC - Second)

C: Romeo Crennel, Bill Rose

S 20	Indiana State	T, 7-7	10,832
S 27	at Austin Peay*	L, 27-28	6,500
O 4	East Tennessee*	L, 7-16	7,506
O 11	at Northern Illinois	W, 14-12	13,517
O 18	Tennessee Tech* (HC)	W, 42-0	18,516
O 25	at Eastern Kentucky*	W, 27-26	20,500
N 1	Morehead State*	W, 27-2	7,568
N 8	at Middle Tennessee*	W, 28-14	4,011
N 15	at Akron	L, 18-21	4,995
N 22	Murray State*	W, 56-14	7,802

* OVC games

1970 (8-1-1, 5-1-1 OVC - First)

C: Bill Hape, Lawrence Brame (Alt), Bill Muller (Alt)

S 19	at Indiana State	W, 30-6	13,500
S 26	Austin Peay*	W, 28-9	11,450
O 3	at East Tennessee*	T, 10-10	8,000
O 10	Eastern Michigan (HC)	W, 45-6	19,250
O 17	at Tennessee Tech*	W, 28-0	10,100
O 24	Eastern Kentucky*	W, 19-7	17,511
O 31	at Morehead State*	W, 24-14	8,500
N 7	Middle Tennessee*	L, 13-17	11,517
N 14	Butler	W, 14-0	5,026
N 21	at Murray State*	W, 33-7	7,500

* OVC games

1971 (8-2, 6-1 OVC - First)

C: Terry Kokinda, Jim Barber (Alt), Bill Sykes (Alt)

S 18	Wittenberg	W, 33-7	17,042
S 25	at Austin Peay*	W, 46-7	4,990
O 2	East Tennessee*	W, 36-7	16,276
O 9	at Eastern Michigan	L, 14-17	12,200
O 16	Tennessee Tech* (HC)	W, 15-7	19,926
O 23	at Eastern Kentucky*	W, 16-7	24,500
O 30	Morehead State*	W, 34-11	15,762
N 6	at Middle Tennessee*	L, 13-27	6,500
N 13	at Butler	W, 31-0	7,450
N 20	Murray State*	W, 24-10	16,327

* OVC games

1972 (7-3, 5-2 OVC - Second)

C: Andrew Francis, Brad Watson

S 9	Appalachian State	L, 6-7	15,200
S 16	at Wittenberg	W, 19-7	3,000
S 23	Austin Peay*	W, 28-7	12,500
S 30	at East Tennessee*	W, 17-7	6,932
O 14	at Tennessee Tech*	L, 10-30	12,000
O 21	Eastern Kentucky*	W, 10-0	15,400
O 28	at Morehead State*	W, 35-6	6,000
N 4	Middle Tennessee* (HC)	L, 17-21	20,000
N 11	Butler	W, 35-6	10,400
N 18	at Murray State*	W, 17-6	6,000

* OVC games

1973 (12-1, 7-0 OVC - First)
NCAA II National Runner-Up
Grantland Rice Bowl Champion

C: David Nollner, Lonnie Schuster

S 8	at Appalachian State	W, 42-7	8,250
S 22	at Austin Peay*	W, 28-0	7,000
S 29	East Tennessee*	W, 30-0	13,500
O 6	Western Carolina	W, 45-7	13,400
O 13	Tennessee Tech*	W, 41-0	13,150
O 20	at Eastern Kentucky*	W, 35-0	19,500
O 27	Morehead State* (HC)	W, 34-7	19,250
N 3	at Middle Tennessee*	W, 42-8	10,000
N 10	at Butler	W, 48-6	3,425
N 17	Murray State*	W, 32-27	19,250

NCAA Division II Playoffs

D 1	Lehigh	W, 25-16	12,500
D 8	(1) Grambling State	W, 28-20	15,000
D 15	(2) Louisiana Tech	L, 0-34	12,016

* OVC games

(1) Semifinals, Rice Bowl, Baton Rouge, La.

(2) Finals, Camellia Bowl, Sacramento, Calif.

**1974 (7-3, 5-2 OVC - T-Second)**

C: Dennis Tomek, John Bushong (Alt), John Humphrey (Alt)

S 14	CW Post	W, 48-0	13,300
S 28	Austin Peay*	W, 35-7	13,400
O 5	at East Tennessee*	W, 24-0	5,213
O 12	Dayton (HC)	W, 32-15	20,000
O 19	at Tennessee Tech*	L, 6-10	12,000
O 26	Eastern Kentucky*	W, 34-24	18,880
N 2	at Morehead State*	W, 36-0	8,000
N 9	Middle Tennessee*	W, 36-10	13,300
N 16	Western Carolina	L, 2-20	11,300
N 23	at Murray State*	L, 7-9	15,200

* OVC games

1975 (11-2, 6-1 OVC - T-First)**NCAA II National Runner-Up****Grantland Rice Bowl Champion**

C: Rick Green, Bob Hobby (Alt)

S 6	at Dayton	W, 27-7	11,300
S 13	at Louisville	W, 21-17	34,700
S 20	Illinois State	W, 24-14	15,300
S 27	at Austin Peay*	W, 30-3	6,800
O 4	East Tennessee*	W, 17-0	14,400
O 18	Tennessee Tech*	W, 20-7	9,000
O 25	at Eastern Kentucky*	L, 7-13	24,200
N 1	Morehead State* (HC)	W, 14-10	20,100
N 8	at Middle Tennessee*	W, 24-10	11,300
N 22	Murray State*	W, 19-0	15,300

NCAA Division II Playoffs

N 29 at Northern Iowa W, 14-12 2,500

D 6 (1) New Hampshire W, 14-3 6,000

D 13 (2) Northern Michigan L, 14-16 15,558

(1) Semifinals, Rice Bowl, Baton Rouge, La.

(2) Finals, Camellia Bowl, Sacramento, Calif.

1976 (4-5-1, 3-4 OVC - T-Fourth)

C: David Carter, Keith Tandy (Alt)

S 11	Troy	T, 10-10	16,750
S 18	at Chattanooga	W, 10-7	8,000
S 25	Austin Peay*	W, 12-7	13,300
O 2	at East Tennessee*	L, 16-28	5,739
O 16	at Tennessee Tech*	L, 12-22	15,500
O 23	Eastern Kentucky*	W, 10-6	18,000
O 30	at Morehead State*	L, 0-21	1,000
N 6	Middle Tennessee* (HC)	W, 38-7	20,000
N 13	Akron	L, 16-29	11,200
N 20	at Murray State*	L, 6-16	10,300

* OVC games

1977 (1-8-1, 1-5-1 OVC - Eighth)

C: Chip Carpenter, Biff Madon

S 10	Chattanooga	L, 3-27	16,500
S 17	at Akron	L, 3-24	31,792
S 24	at Austin Peay*	L, 3-21	8,600
O 1	East Tennessee*	W, 33-13	10,500
O 8	at Northern Michigan	L, 0-39	5,346
O 15	Tennessee Tech*	L, 20-31	13,500
O 22	at Eastern Kentucky*	L, 10-35	25,000
O 29	Morehead State* (HC)	T, 20-20	19,750
N 5	at Middle Tennessee*	L, 19-21	2,800
N 19	Murray State*	L, 13-21	11,700

* OVC games

1978 (8-2, 6-0 OVC - First)

C: Reginald Hayden, Fred Kixmiller

S 9	Chattanooga	L, 15-42	13,500
S 16	at Illinois State	W, 28-6	12,000
S 23	Austin Peay*	W, 17-13	15,200
S 30	at East Tennessee	W, 27-21	5,732
O 7	Akron	L, 21-26	15,600
O 14	at Tennessee Tech*	W, 26-20	16,000
O 21	Eastern Kentucky*	W, 17-16	19,100
O 28	at Morehead State*	W, 35-7	9,000
N 4	Middle Tennessee* (HC)	W, 54-0	19,500
N 18	at Murray State*	W, 14-6	9,500

* OVC games

1979 (5-5, 3-3 OVC - Fourth)

C: Chuck DeLacey, Eddie Preston, Carl Estelle (Alt)

S 8	at Chattanooga	L, 28-41	10,250
S 15	Lamar	L, 27-58	14,600
S 22	at Austin Peay*	W, 24-20	9,000
O 6	Northern Michigan	W, 28-21	14,000
O 13	Tennessee Tech*	W, 49-7	13,200
O 20	at Eastern Kentucky*	L, 6-8	25,300
O 27	Morehead State* (HC)	L, 0-3	19,800
N 3	at Middle Tennessee*	W, 17-12	8,000
N 10	at Northern Iowa	W, 24-17	12,500
N 17	Murray State*	L, 20-30	15,500

* OVC games

1980 (9-1, 6-1 OVC - First)

C: Bryan Gray, Ricky Gwinn, Pete Walters

S 6	Evansville	W, 40-18	13,000
S 13	at Kentucky State	W, 30-8	5,393
S 20	at Akron*	W, 8-2	23,506
S 27	Austin Peay*	W, 20-14	15,500
O 11	Youngstown State	W, 42-17	12,500
O 18	at Tennessee Tech*	W, 28-17	11,600
O 25	Eastern Kentucky*	W, 13-10	19,700
N 1	at Morehead State*	W, 17-7	6,000
N 8	Middle Tennessee* (HC)	W, 30-15	20,100
N 22	at Murray State*	L, 0-49	15,800

* OVC games



1981 (6-5, 4-4 OVC - T-Fourth)

C: Greg Gallas, Troy Snardon, Lamont Meacham

S 5	at Evansville	W, 35-7	6,100
S 12	Delaware	L, 14-38	13,000
S 19	Kentucky State	W, 54-14	10,000
S 26	at Austin Peay*	W, 28-0	8,000
O 10	at Youngstown State*	W, 35-14	4,029
O 17	Tennessee Tech*	L, 3-14	11,500
O 24	at Eastern Kentucky*	L, 11-19	20,800
O 31	Morehead State* (HC)	W, 19-15	17,000
N 7	at Akron*	W, 19-14	6,002
N 14	at Middle Tennessee*	L, 17-31	3,500
N 21	Murray State*	L, 6-38	8,500

* OVC games

1982 (5-5)

C: Tom Fox, John Newby (Alt), David Suggs (Alt)

S 4	at Louisville	L, 10-20	24,475
S 11	at Delaware	L, 0-31	16,682
S 18	Akron^	W, 10-3	8,500
S 25	Austin Peay	W, 33-15	9,000
O 9	Youngstown State (HC)	W, 28-14	12,500
O 16	at Tennessee Tech	W, 28-14	13,859
O 23	Eastern Kentucky	L, 21-35	18,000
O 30	at Morehead State	L, 13-17	8,000
N 6	Middle Tennessee	L, 16-31	8,500
N 20	at Murray State	W, 27-20	4,500

^ - 100th career win for Jimmy Feix

1983 (2-8-1)

C: Paul Gray, Walter York

S 10	at Louisville	L, 22-41	31,279
S 17	at Akron	L, 13-14	8,845
S 24	at Austin Peay	L, 3-13	7,500
O 1	Southeastern Louisiana	L, 7-27	10,500
O 8	at Youngstown State	L, 13-24	6,134
O 15	Tennessee Tech	W, 17-0	9,000
O 22	at Eastern Kentucky	T, 10-10	8,700
O 29	Morehead State (HC)	W, 38-7	14,500
N 5	at Middle Tennessee	L, 7-26	5,500
N 12	Eastern Illinois	L, 14-34	5,000
N 19	Murray State	L, 3-7	6,900



Dave Roberts

1984-88 (Five Seasons)

26-30-1 (.465)

1984 (2-9)

S 8	Appalachian State	L, 16-17	14,000
S 15	at Akron	L, 7-42	23,984
S 22	Central Florida	L, 34-35	8,500
S 29	at SE Louisiana	L, 0-28	5,500
O 6	at Louisville	L, 17-45	24,468
O 13	Missouri State	L, 10-25	6,500
O 20	Eastern Kentucky	W, 17-10	13,000
O 27	at Morehead State	W, 33-31	3,500

N 3	Middle Tennessee (HC)	L, 24-45	16,500
N 10	at Eastern Illinois	L, 19-50	10,864
N 17	at Murray State	L, 16-17	7,500

1985 (4-7)

S 7	Tennessee State	W, 22-17	17,600
S 14	at Appalachian State	L, 14-31	13,707
S 21	at Louisville	L, 14-23	36,914
S 28	at Missouri State	L, 7-47	7,515
O 5	Akron	L, 32-34	9,000
O 12	at Central Florida	W, 47-17	9,163
O 26	at Eastern Kentucky	L, 21-51	19,400
N 2	Morehead State (HC)	W, 26-13	10,500
N 9	at Middle Tennessee	L, 9-14	8,000
N 16	Eastern Illinois	L, 13-14	4,500
N 23	Murray State	W, 27-25	6,000

1986 (4-6-1)

S 6	Gardner-Webb	W, 35-13	11,000
S 13	West Alabama	L, 21-23	7,500
S 20	at Louisville	L, 6-45	34,144
S 27	at Murray State	T, 10-10	8,875
O 4	Eastern Kentucky	W, 24-10	9,300
O 18	at Tennessee State	L, 3-25	27,856
O 25	at Austin Peay	W, 34-20	3,117
N 1	Georgia Southern (HC)	L, 32-49	13,000
N 8	Boston University	W, 28-7	1,500
N 15	at Eastern Illinois	L, 18-35	6,020
N 22	Chattanooga	L, 17-21	4,000

1987 (7-4)

S 5	Gardner-Webb	L, 24-28	5,500
S 19	Murray State^	W, 21-17	19,250
S 26	Middle Tennessee	W, 28-16	16,500
O 3	at Eastern Kentucky	L, 10-20	20,200
O 10	at Chattanooga	W, 20-17	8,377
O 17	West Alabama (HC)	W, 21-14	14,000
O 24	at Austin Peay	W, 27-0	5,833
O 31	at Georgia Southern	L, 20-23	13,066
N 14	Eastern Illinois	W, 30-15	8,000
N 21	at North Carolina A&T	W, 45-27	2,500

NCAA Division I-AA Playoffs

N 28	at Eastern Kentucky	L, 17-40	4,050
------	---------------------	----------	-------

^ - First Night Game At L.T. Smith Stadium

**1988 (9-4)**

S 10	at Morehead State	W, 34-0	6,500
S 17	at Middle Tennessee	L, 10-13	10,500
S 24	Eastern Kentucky	W, 16-14	18,000
O 1	Austin Peay	W, 28-3	7,500
O 8	Illinois State	W, 31-16	10,200
O 15	at Missouri State	W, 21-14	8,059
O 22	at Tennessee Tech	W, 20-17	9,242
O 29	Chattanooga (HC)	W, 31-29	18,200
N 5	at Eastern Illinois	L, 0-6	10,021
N 12	at Louisville	L, 17-35	31,636
N 19	North Carolina A&T	W, 44-0	2,500

NCAA Division I-AA Playoffs

N 26	at Western Illinois	W, 35-32	6,000
D 3	at Eastern Kentucky	L, 24-41	8,100

**Jack Harbaugh****1989-2002 (14 Seasons)****91-68-0 (.572)****1989 (6-5)**

C: Russell Foster, Xavier Jordan, Mark Marsh

S 2	at Illinois State	W, 17-12	4,452
S 9	at Murray State	L, 14-17	8,575
S 16	Middle Tennessee	W, 31-16	14,700
S 23	at Eastern Kentucky	L, 3-24	19,200
S 30	Austin Peay	W, 49-0	4,200
O 7	at Chattanooga	L, 7-19	6,207
O 14	Missouri State	W, 42-33	9,000
O 21	Tennessee Tech (HC)	W, 61-14	18,000
O 28	at Youngstown State	W, 41-38	9,879
N 4	at Louisville	L, 7-55	36,126
N 18	Eastern Illinois	L, 7-10	4,000

1990 (2-8)

C: Scott Campbell, Eddie Godfrey, Raji Gordon

S 8	at Morehead State	W, 24-0	5,200
S 15	Illinois State	W, 19-9	14,500
S 22	at Middle Tennessee	L, 7-20	14,000
S 29	Eastern Kentucky	L, 12-35	18,000
O 6	Youngstown State (HC)	L, 14-17	14,500
O 13	at Tennessee Tech	L, 22-33	11,183
O 27	at Louisville	L, 7-41	35,122
N 3	at Eastern Illinois	L, 6-28	9,008
N 10	Indiana State	L, 27-29	3,800
N 17	Chattanooga	L, 21-22	3,900

1991 (3-8)

C: Milton Biggins

S 7	at Austin Peay	L, 14-18	5,807
S 14	Murray State	W, 14-0	12,222
S 21	Morehead State	W, 48-21	8,180
O 5	Middle Tennessee	L, 21-23	8,068
O 12	at Eastern Kentucky	L, 22-37	18,800
O 19	Troy (HC)	L, 23-39	10,980
O 26	Northern Iowa	L, 21-49	3,228

N 2	at Chattanooga	L, 22-26	7,102
N 9	Eastern Illinois	W, 28-26	4,124
N 16	at Indiana State	L, 14-31	2,701
N 23	at Illinois State	L, 8-31	7,104

1992 (4-6)

Captains: Richard Grice, Mark Lamberth

S 5	Eastern Kentucky	L, 7-21	14,101
S 12	Indiana State	W, 34-14	8,760
S 19	at Western Illinois	L, 30-31	6,230
S 26	at SW Louisiana	L, 14-17	20,049
O 10	at Northern Iowa	L, 6-34	11,255
O 24	Central Florida (HC)	W, 50-36	10,589
O 29	Southern Illinois	W, 41-39	6,434
N 7	at Illinois State	L, 7-23	7,907
N 14	at Eastern Illinois	L, 7-28	2,003
N 21	at Murray State	W, 47-15	1,403

1993 (8-3)

C: Ben Mooney, Eddie Thompson

S 2	at Eastern Kentucky	W, 15-10	17,200
S 11	at Kansas State	L, 13-38	29,356
S 18	at Austin Peay	W, 28-27	6,089
S 25	UAB	W, 40-13	7,000
O 2	Jacksonville State (HC)	W, 12-7	8,800
O 16	at Southern Illinois	W, 51-24	7,200
O 23	at Indiana State	L, 14-41	10,191
O 30	Western Illinois	W, 41-9	4,511
N 6	at Troy	L, 24-31	5,100
N 13	Eastern Illinois	W, 28-14	3,527
N 20	Murray State	W, 44-14	4,552

1994 (5-6)

C: Sheldon Benoit, Lito Mason

S 1	Eastern Kentucky	W, 24-21	12,300
S 8	at Murray State	W, 39-13	8,161
S 17	Austin Peay	W, 21-3	10,100
S 24	at Central Florida	L, 45-59	24,326
O 1	at UAB	W, 31-22	20,237
O 8	Portland State	L, 14-49	8,800
O 15	at Jacksonville State	W, 22-20	12,077
O 22	Southern Illinois (HC)	L, 7-10	11,900
O 29	Troy	L, 16-38	6,400
N 5	Indiana State	L, 16-28	6,000
N 12	at Eastern Illinois	L, 20-28	1,003

1995 (2-8)

C: Stephon Benford, Daryl Houston, Dan McGrath

A 31	Murray State	L, 14-35	13,200
S 9	at Eastern Kentucky	L, 14-38	18,600
S 16	at Austin Peay	L, 34-38	4,117
S 23	UAB	W, 32-18	8,000
S 30	at Troy	L, 39-56	11,600
O 7	Jacksonville State	W, 17-15	5,500
O 14	Eastern Illinois (HC)	L, 9-35	12,000
O 21	at Indiana State	L, 6-27	6,142
N 4	at Southern Illinois	L, 28-30	2,400
N 18	at Liberty	L, 36-49	1,968



1996 (7-4)

C: K.C. Armstrong, Antwan Floyd, Bryson Warner

A 29	Kentucky Wesleyan	W, 66-0	9,600
S 7	at Murray State	W, 44-41 (2OT)	14,123
S 14	Eastern Kentucky	W, 14-7	17,600
S 21	at Austin Peay	W, 34-2	5,011
S 28	at Marshall	L, 3-37	20,755
O 5	at UAB	L, 0-24	14,107
O 12	at Jacksonville State	L, 20-34	4,334
O 19	Liberty	L, 14-23	7,100
O 26	Indiana State (HC)	W, 27-20	8,200
N 2	Southern Illinois	W, 51-37	5,800
N 9	at Morehead State	W, 31-26	1,500

1997 (10-2)

C: K.C. Armstrong, Ron Kelly, Latravis Powell

A 28	at Tennessee-Martin	W, 42-0	7,796
S 6	Murray State	W, 52-50 (3OT)	15,400
S 13	at Eastern Kentucky	W, 37-21	18,600
S 20	Austin Peay	W, 53-7	7,000
S 27	South Florida	W, 31-3	11,200
O 4	at UAB	L, 16-20	17,385
O 18	New Haven	W, 24-21	9,300
O 25	at Southern Illinois	W, 52-31	3,000
N 1	Morehead State (HC)	W, 38-24	9,700
N 8	at Indiana State	W, 21-14	2,265

NCAA Division I-AA Playoffs

N 29	Eastern Kentucky	W, 42-14	9,000
D 3	at Eastern Washington	L, 21-38	6,829

1998 (7-4)

C: Trae Hackett, Andy Hape, Bryan Heyward, Willie Taggart

S 3	Tennessee-Martin	W, 49-7	9,000
S 12	at Murray State	L, 31-36	12,198
S 19	Eastern Kentucky	L, 16-27	14,200
S 26	Austin Peay	W, 56-14	7,600
O 3	New Haven	W, 24-21	4,600
O 17	at South Florida	W, 31-24	30,083
O 24	Elon (HC)	W, 41-38 (OT)	9,000
O 31	at Louisville	L, 34-63	32,649
N 7	Southern Illinois	W, 48-28	4,400
N 14	Indiana State	W, 42-14	4,100
N 21	at Louisiana-Lafayette	L, 24-38	5,224

1999 (6-5, 4-3 OVC - T-Third)

C: Patrick Goodman, James Richie, Rod Smart, Ben Wittman

S 2	at Tennessee-Martin*	W, 34-10	5,632
S 11	Cumberland (Tenn.)	W, 55-7	7,350
S 18	(21) South Florida	L, 6-21	7,500
S 25	Southeast Missouri*	W, 21-10	7,700
O 2	Murray State*	W, 21-15	9,400
O 9	at Eastern Kentucky*	L, 10-31	9,080
O 16	at Tennessee Tech*	L, 10-23	4,024
O 23	(2) Tennessee State* (HC)	L, 21-28	13,100
O 30	at Eastern Illinois*	W, 38-15	1,082
N 13	at Indiana State	W, 40-34 (OT)	3,412
N 20	at Southern Illinois	L, 14-52	2,400

*OVC Game

2000 (11-2, 7-0 OVC - First Place)

C: Brad Davis, Alan Ogletree, James Richie, Melvin Wisham

S 9	Tennessee-Martin*	W, 71-0	7,800
S 16	(24) at Elon	W, 23-0	5,081
S 23	at Southeast Missouri*	W, 38-14	10,222
S 30	at Murray State*	W, 48-38	8,266
O 7	(19) Eastern Kentucky*	W, 6-3	10,500
O 14	Tennessee Tech* (HC)	W, 17-14	12,200
O 21	at Tennessee State*	W, 52-14	6,932
O 28	(17) Eastern Illinois*	W, 34-12	11,300
N 4	at South Florida	L, 24-30	31,104
N 11	Indiana State	W, 28-3	5,800
N 18	Southern Illinois	W, 22-0	5,200

NCAA Division I-AA Playoffs

N 25	(13) Florida A&M	W, 27-0	3,200
D 2	(14) Appalachian State	L, 14-17	5,100

* OVC Game

2001 (8-4, 5-2 Gateway - T-Second)

C: Jason Johnson, Joseph Jefferson, Peter Martinez, Jason

Michael, Mel Mitchell

A 30	(13) at Western Illinois*	L, 13-17	11,832
S 8	Kentucky State	W, 48-0	11,000
S 22	Missouri State*	W, 23-7	9,500
S 29	at Wisconsin	L, 6-24	75,662
O 6	Elon	W, 24-7	7,700
O 13	at Indiana State*	W, 22-9	3,545
O 20	(11) McNeese State (HC)	W, 21-0	14,000
O 27	(5) at Youngstown St.*	W, 24-14	16,591
N 3	at Illinois State*	W, 58-14	6,493
N 10	(13) Northern Iowa*	L, 23-24	10,300
N 17	Southern Illinois*	W, 36-6	5,800

NCAA Division I-AA Playoffs

D1	(3) at Furman	L, 20-24	6,143
----	---------------	----------	-------

* Gateway Football Conference Game

2002 (12-3, 6-1 Gateway - T-First)

NCAA I-AA National Champions

C: Sherrod Coates, Peter Martinez, Jason Michael, Chris Price

A 31	at Kansas State	L, 3-48	45,844
S 7	Kentucky State	W, 49-0	9,500
S 14	Western Illinois*	L, 0-14	6,000
S 21	(11) Youngstown State*	W, 13-7	10,100
S 28	(2) at McNeese State	L, 13-38	16,840
O 5	(6) at Northern Iowa*	W, 31-12	14,684
O 12	Florida International	W, 56-7	6,000
O 19	at Missouri State*	W, 31-7	13,002
O 26	Indiana State* (HC)	W, 24-7	11,200
N 2	(25) Illinois State*	W, 9-0	5,600
N 16	at Southern Illinois*	W, 48-16	3,203

NCAA Division I-AA Playoffs

N 30	(23) Murray State	W, 59-20	3,300
D 7	(2) at Western Illinois	W, 31-28	6,600
D 14	(3) at Georgia Southern	W, 31-28	6,573
D 20	(1) vs. McNeese State	W, 34-14	12,360

* Gateway Football Conference Game

**David Elson**
2003-09 (Seven Seasons)
39-44 (.469)
2003 (9-4, 5-2 Gateway - T-Third)
C: Jeremy Chandler, Shannon Hayes, Antonio Veals,
Joe Washington

A 28	Union (Ky.)	W, 51-3	9,325
S 6	West Virginia Tech	W, 67-3	10,325
S 20	(22) Eastern Kentucky	W, 36-3	18,317
S 27	at Auburn	L, 3-48	85,046
O 4	(2) at Western Illinois*	L, 28-33	18,263
O 11	Missouri State*	W, 9-6	8,383
O 18	at Illinois State*	W, 27-24	8,945
O 25	at Indiana State*	W, 59-14	3,708
N 1	(3) Southern Illinois* (HC)	L, 24-28	13,430
N 8	(6) Northern Iowa*	W, 24-3	7,518
N 15	at Youngstown State*	W, 37-13	12,858

NCAA Division I-AA Playoffs

N 29	(19) Jacksonville State	W, 45-7	3,573
D 6	(2) at Wofford	L, 17-34	7,500

* Gateway Football Conference Game

2004 (9-3, 6-1 Gateway - Second)

C: Buster Ashley, Brian Claybourn, Charles Thompson

S 4	at Kansas State	L, 13-27	46,740
S 11	Concord (W.Va.)	W, 58-0	10,390
S 18	at Eastern Kentucky	W, 21-8	22,700
O 2	Youngstown State*	W, 44-19	11,619
O 9	(21) at Northern Iowa*	W, 17-10	12,184
O 16	(1) at Southern Illinois*	L, 10-38	10,143
O 23	Indiana State* (HC)	W, 31-9	7,390
O 30	Illinois State*	W, 24-21	7,126
N 6	at Missouri State*	W, 28-24	8,942
N 13	Western Illinois*	W, 45-3	7,318
N 20	at Florida International	W, 35-14	3,108

NCAA Division I-AA Playoffs

N 27	(9) at Sam Houston St.	L, 24-54	9,554
------	------------------------	----------	-------

* Gateway Football Conference Game

2005 (6-5, 4-3 Gateway - Fourth)

C: Bill Hewig, Maurice Perkins, Antonio Thomas, Daniel Williams

S 1	West Virginia Tech	W, 63-3	8,878
S 10	Eastern Kentucky	W, 23-21	18,944
S 24	at Auburn	L, 14-37	80,632
O 1	at Indiana State*	W, 38-28	2,906
O 8	at Illinois State*	W, 37-34 (OT)	10,416
O 15	Missouri State* (HC)	W, 37-28	13,105
O 22	at Western Illinois*	W, 42-7	13,558
O 27	(8) Southern Illinois*	L, 20-31	10,701
N 5	(14) Northern Iowa*	L, 20-23 (2OT)	12,364
N 12	(19) at Youngstown St.*	L, 10-42	12,706
N 19	at Florida International	L, 35-38	13,388

* Gateway Football Conference Game

2006 (6-5, 4-3 Gateway - T-Fourth)

C: Justin Haddix, Lerron Moore, Sam Sexton, Tariq Smith

S 2	at Georgia	L, 12-48	92,746
S 9	(23) at Eastern Kentucky	L, 21-26	19,800
S 16	Chattanooga	W, 28-21	9,322
S 30	(21) Western Illinois*	W, 38-35	11,710
O 7	(6) Illinois State*	L, 27-28	7,661
O 14	at Missouri State*	W, 17-14	9,405
O 21	(13) at Southern Illinois*	W, 27-24	11,024
O 28	Indiana State* (HC)	W, 41-3	12,424
N 4	(14) at Northern Iowa*	L, 20-31	8,746
N 11	(6) Youngstown State*	L, 3-19	7,312
N 18	Austin Peay	W, 24-14	5,877

* Gateway Football Conference Game

2007 (7-5)

C: Curtis Hamilton, Chris James, Andre Lewis, Clay Stephens, Zach Thuney

S 1	(5) at Florida	L, 3-49	90,086
S 8	West Virginia Tech	W, 87-0	16,165
S 15	Eastern Kentucky	W, 26-6	18,898
S 20	at Middle Tennessee	W, 20-17	22,086
S 29	at Bowling Green	L, 21-41	20,622
O 13	at Ball State	L, 12-35	15,824
O 20	at Indiana State	W, 56-7	5,027
O 27	North Carolina Central	W, 50-14	15,122
N 3	at Chattanooga	W, 28-21	5,668
N 10	Troy (HC)	L, 17-21	16,972
N 17	Morehead State	W, 52-12	15,282
N 24	at North Texas	L, 26-27	5,027

2008 (2-10)

C: Greg Ryan, Dan Cline, Marcus Minor, Stephen Willis

A 30	at Indiana	L, 13-31	30,067
S 6	at Eastern Kentucky	W, 37-13	18,500
S 13	(11) at Alabama	L, 7-41	92,138
S 20	Murray State	W, 50-9	22,297
S 27	at Kentucky	L, 3-41	70,731
O 4	(20) at Virginia Tech	L, 13-27	66,233
O 11	(25) Ball State	L, 7-24	16,319
O 18	Florida Atlantic	L, 20-24	14,171
N 1	North Texas (HC)	L, 40-51	18,879
N 8	at Troy	L, 7-17	19,066
N 15	Middle Tennessee	L, 10-21	11,817
D 6	at Florida International	L, 3-27	9,405

2009 (0-12, 0-8 Sun Belt - Ninth)

C: Jake Gaebler, Marell Booker, Cody Hughes, Taurean Smith

S 5	at Tennessee	L, 7-63	98,761
S 12	South Florida	L, 13-35	20,588
S 19	Central Arkansas	L, 7-28	17,295
S 26	at Navy	L, 22-38	29,009
O 10	Florida International*	L, 20-37	13,574
O 17	Louisiana-Lafayette*	L, 22-30	11,919
O 24	at Middle Tennessee*	L, 24-62	17,787
O 31	at North Texas*	L, 49-68	11,214
N 7	Troy* (HC)	L, 20-40	16,747
N 14	at Louisiana-Monroe*	L, 18-21	16,299



N 28	at Florida Atlantic*	L, 23-29	14,671
D 3	Arkansas State*	L, 20-24	4,513

* Sun Belt Conference Game



Willie Taggart

2010-12 (Three Seasons)

16-20 (.444)

2010 (2-10, 2-6 Sun Belt - Ninth)

C: Jared Clendenin, Jack Doyle, Casey Tinius

S 4	(8) at Nebraska	L, 10-49	85,555
S 11	at Kentucky	L, 28-63	66,584
S 18	Indiana	L, 21-38	20,772
S 25	at South Florida	L, 12-24	40,276
O 9	at Florida International*	L, 21-28	14,335
O 16	ULM*	L, 30-35	15,142
O 23	at Louisiana-Lafayette*	W, 54-21	15,641
O 30	North Texas* (HC)	L, 6-33	14,373
N 6	Florida Atlantic*	L, 16-17	10,275
N 13	at Arkansas State*	W, 36-35 (OT)	11,826
N 20	Middle Tennessee*	L, 26-27	12,322
N 27	at Troy*	L, 14-28	16,004

* Sun Belt Conference Game

2011 (7-5, 7-1 Sun Belt - Second)

C: Jared Clendenin, Jack Doyle, Hendrix Brakefield

S 1	vs. Kentucky^	L, 3-14	24,599
S 10	Navy	L, 14-40	19,409
S 17	Indiana State	L, 16-44	15,793
O 1	Arkansas State*	L, 22-26	10,813
O 6	at Middle Tennessee*	W, 36-33 (2OT)	23,307
O 15	at Florida Atlantic*	W, 20-0	29,103
O 22	Louisiana-Lafayette* (HC)	W, 42-23	15,122
O 29	at ULM*	W, 31-28 (OT)	13,428
N 6	Florida International*	W, 10-9	15,293
N 12	(1) at LSU	L, 9-42	92,917
N 19	at North Texas*	W, 31-21	17,011
N 26	Troy*	W, 41-18	15,432

* Sun Belt Conference Game

^ - Played at L.P. Field in Nashville, Tenn.

2012 (7-6, 4-4 Sun Belt - Fifth)

C: Jamarcus Allen, Jack Doyle, Hendrix Brakefield

S 1	Austin Peay	W, 49-10	16,327
S 8	(1) at Alabama	L, 0-35	101,821
S 15	at Kentucky	W, 32-31 (OT)	53,980
S 22	Southern Miss	W, 42-17	23,252
S 29	at Arkansas State*	W, 26-13	25,160
O 11	at Troy*	W, 31-26	16,426
O 20	ULM* (HC)	L, 42-43 (OT)	22,323
O 27	at Florida International*	W, 14-6	12,842
N 1	Middle Tennessee*	L, 29-34	17,327
N 10	Florida Atlantic*	L, 28-37	14,185
N 17	at Louisiana-Lafayette*	L, 27-31	20,314
N 24	North Texas*	W, 25-24	11,074

D 26	vs. Central Michigan^	L, 21-24	23,310
------	-----------------------	----------	--------

* Sun Belt Conference Game

^ - Little Caesars Pizza Bowl, Detroit, Mich.

Note: Lance Guidry served as interim HC for bowl game.



Bobby Petrino

2013 (One Season)

8-4 (.667)

2013 (8-4, 4-3 Sun Belt - Third)

C: Brandon Doughty, Luis Polanco, Andrew Jackson, Cam

Thomas, Jonathan Dowling		
A 31	vs. Kentucky^	W, 35-26 47,623
S 7	at Tennessee	L, 20-52 86,783
S 14	at South Alabama*	L, 24-31 17,721
S 21	Morgan State	W, 58-17 20,973
S 28	Navy	W, 19-7 19,813
O 3	at ULM*	W, 31-10 16,317
O 15	Louisiana-Lafayette*	L, 20-37 16,359
O 26	Troy* (HC)	L, 26-32 20,110
N 2	at Georgia State*	W, 44-28 15,212
N 9	at Army	W, 21-17 36,276
N 23	at Texas State*	W, 38-7 17,051
N 30	Arkansas State*	W, 34-31 14,417

* Sun Belt Conference Game

^ - Played at L.P. Field in Nashville, Tenn.



Jeff Brohm

2014 (One Season)

8-5 (.615)

2014 (8-5, 4-4 C-USA - Third)

C: Brandon Doughty, Willie McNeal, Cameron Clemmons,

Terran Williams, Cam Thomas, Gavin Rocker

A 29	Bowling Green	W, 59-31 17,217
S 6	at Illinois	L, 34-42 38,561
S 19	at Middle Tennessee	L, 47-50 (3OT) 24,911
S 27	at Navy	W, 36-27 30,537
O 4	UAB*	L, 39-42 14,923
O 18	at Florida Atlantic*	L, 38-45 10,915
O 25	Old Dominion*	W, 66-51 17,886
N 1	at LA Tech*	L, 10-59 20,011
N 8	UTEP* (HC)	W, 35-27 18,472
N 15	Army	W, 52-24 16,819
N 22	UTSA*	W, 45-7 12,518
N 28	at No. 19 Marshall	W, 67-66 (OT) 23,576
D 24	vs. Central Michigan^	W, 49-48 13,667

* Conference USA Game

^ - Popeyes Bahamas Bowl, Nassau, Bahamas



UNIVERSITY



WKU is in the midst of a transformation - physical, intellectual, cultural and economic – and is becoming **A Leading American University** with International Reach. Whether in a neighboring community or in a distant country, WKU faculty and students are engaged in relevant applied research that provides solutions to real problems.

WKU is home to many highly ranked and nationally-recognized academic programs such as Journalism and Broadcasting, Education, Engineering, Business and our award winning speech and debate team. With steady enrollment growth for 15 consecutive years, more than 20,000 students grace our campuses in Bowling Green, Glasgow, Owensboro and the Elizabethtown area. We also send students each semester to Harlaxton College in Grantham, England and other students circumnavigate the globe with the Semester at Sea program just to name a few.

WKU is in the midst of a transformation

A place where all students can succeed, WKU is the home of the Gatton Academy for Mathematics and Science for exceptional

Kentucky high school juniors and seniors. The Academy was named the number one high school in the U.S. in 2012, 2013 and 2014 by *Newsweek* and *The Daily Beat*. WKU is proud to have Kentucky's first and only independent Honors College in the Commonwealth. WKU honors students enjoy an intimate scholarly environment on a vibrant campus and are encouraged to become involved in community service, applied research and study abroad. These are among the reasons why WKU is becoming the university of choice in the Commonwealth and the intellectual heartbeat of Kentucky.

WKU MISSION STATEMENT

Western Kentucky University prepares students of all backgrounds to be productive, engaged, and socially responsible citizen-leaders of a global society. The University provides research, service and lifelong learning opportunities for its students, faculty, and other constituents. WKU enriches the quality of life for those within its reach.





HERE'S THE GIST

Located 60 miles north of Nashville and 110 miles south of Louisville off Interstate 65, Bowling Green is the third-most populous city in the state of Kentucky after Louisville and Lexington. As of 2013, the population for Bowling Green sits at 61,488 with 118,370 in the surrounding Warren County area.

Significant companies in Bowling Green include the **GM Corvette Assembly Plant, Fruit of the Loom/ Russell Athletics, Houchens Industries, Holley Performance Products, and Camping World.**

BRIEF HISTORY

Warren County consists of 546 square miles and was named for General Joseph Warren, a hero of the famous American Revolution Battle of Bunker Hill. The area was first settled in 1785 when Andrew McFadin built McFadin's Station on Barren River. Shortly afterward, another explorer, Robert Moore, paused for a few days at the station before deciding to build in the area. Brothers George and Robert Moore may not have realized how forward looking they were when they selected a site on the Barren River in south central Kentucky for a new settlement in 1796.

At the first county commissioners meeting in early 1798, the pioneers decided that the new town would be "called and known by the name of Bolin Green." This name was after the Bowling Green Square in New York City, where patriots had pulled down a statue of King George III and used the lead to make bullets during the American Revolution.

In laying out the town, the Moore's designed two acres for the construction of public buildings. Those same two acres today make up Fountain Square Park in the heart of downtown. This is symbolic of the city of Bowling Green whose central location allowed it quickly to become a major agricultural community and river port, and later, an important commercial and educational center. Today Bowling Green is a regional entertainment hub for more than 250,000 people in 11 surrounding counties.

NOTEWORTHY

We're humbled and honored to have been:

- Named a Top 10 All-American City in World's Best Cities by **National Geographic** in 2014
- Named a Dozen Distinctive Destination in 2006 by the National Trust for Historic Preservation
- Selected as an All-America City Finalist in 2010 by the National Civic League
- Named one of the Top 25 "Best Places to Retire" by **Forbes** magazine in 2014 and 2015
- Chosen as a Top Ten Great Public Space (Downtown Fountain Square) in 2010 by the American Planning Association
- Tabbed as one of the Fifty Best Adventure Towns in the country by **National Geographic Adventure** magazine - 2007 '50 Best Places to Live and Play' issue
- Named by **SportsEvents Magazine** as a "Destination to Watch" in 2011 and recipient of a 2012 Readers' Choice Award based on our high standard of professionalism and quality service in hosting events
- Ranked as the 12th Best Place to Launch a Small Business in 2009 in our size category of small cities by CNNMoney.com
- Ranked 3rd in the Nation among metropolitan areas with populations less than 200,000 for its number of industry expansions and locations in 2010 by **Site Selection Magazine**
- **Forbes** magazine ranked Bowling Green 5th on its list of Best Small Places for Businesses and Careers in 2011





DR. GARY RANSELL

UNIVERSITY PRESIDENT

18TH YEAR AT WKU | WKU '73

Dr. Gary A. Ransdell was named the ninth president of Western Kentucky University on September 12, 1997.

Dr. Ransdell, 63, received his Bachelor of Arts degree from WKU in 1973 in Mass Communications, a Master of Public Service degree in Public Administration in 1974, and a Doctor of Education degree from Indiana University in 1978.

Dr. Ransdell and the WKU Board of Regents are leading the campus through a dramatic transformation from a university of regional importance to a leading American university with international reach. Since 1997, WKU enrollment has swelled from 14,500 to 21,000, and annual graduation numbers have grown from 2,500 to 4,200. The applicant pool has doubled to over 14,000 and student retention has grown from 67 percent to 76 percent.

A key element in the transformation of WKU is growth in private support. WKU completed its first capital campaign on June 30, 2003, with \$102 million in gifts and pledges. A second campaign was completed on June 30, 2012, with \$202 million in new gifts and pledges.

Another priority is a complete rebuilding of the WKU campus. Some \$800 million in campus construction has been completed since 1998, with \$100 million more under way in 2015, and \$100 million on the drawing board.

Other measures of progress include a dramatic push in sponsored research, the growth of new degree programs in electrical, mechanical, and civil engineering; four new doctoral degree programs in Education, Nursing, Physical Therapy, and Psychology; a new emphasis on the commercialization of intellectual property and the transfer of WKU technology to the Kentucky workplace; growth of the three WKU regional campuses in Glasgow, Owensboro, and Elizabethtown/Ft. Knox; the creation of the Gatton Academy of Math and Science, which is now ranked by Newsweek as the No. 1 high school in America three years in a row; Kentucky's only independent Honors College with enrollment of 1,400 high achieving students; expanded study

abroad programs; and the state's first Confucius Institute and only Chinese flagship program. True to its plan, WKU has the largest number of distance-learning courses and the largest distance-learning enrollment among Kentucky's eight universities.

During Dr. Ransdell's tenure, WKU's athletic programs have won over 100 Conference Championships. WKU also leads Conference USA in academic performance. He served as President of the Sun Belt Conference in 2000, and completed in 2013 a four-year term on the BCS Presidents' Oversight Committee. Dr. Ransdell successfully negotiated a move to Conference USA in 2014.

Dr. Ransdell has chaired on the Board of Directors of the Louisville Branch of the St. Louis Federal Reserve Bank, has served on the Board for the Bowling Green Area Chamber of Commerce, the Board for the Inter-model Transportation Authority of South Central Kentucky, and has chaired the Warren County United Way Campaign. Dr. Ransdell currently serves on the Board of Trustees for the Institute for Shipboard Education (ISE) which operates the global Semester at Sea (SAS) program.

Dr. Ransdell and Julie met, dated, and were married while at WKU pursuing their undergraduate degrees. They have two sons—Patrick, who graduated from WKU in 2002; and Matthew, who graduated from WKU in 2006. Both Patrick and Matthew were lettermen with the WKU baseball team.

Patrick and Brooke (WKU '04) were married in August 2004, and are the parents of Walker and Collins Ransdell, WKU classes of 2029 and 2033! Matthew and Sandra were married in 2014, and both practice law in Tampa, Florida.

Further evidence that Gary and Julie are "all in" for WKU is Spirit and Diddle, their yellow lab and English cocker spaniel!



TODD STEWART

DIRECTOR OF ATHLETICS

EIGHTH YEAR AT WKU | MIAMI (OHIO) '88

Operating with a fast break mentality from the day he was hired, Todd Stewart's tenure as WKU's Director of Athletics has been marked by consistent success for the Hilltoppers on the field of play, in the classroom, and in the community. In his first three years at the helm, 322 student-athletes obtained their degrees, WKU captured 21 total conference championships, and the athletic department staff, coaches and players have devoted close to 4,000 hours of community service. Stewart also played an instrumental role in elevating WKU's athletic programs to Conference USA on July 1, 2014.

In the Hilltoppers inaugural season in Conference USA in 2014-15, 104 student-athletes graduated and WKU became the first school in the league's 20-year history to win eight conference championships and a bowl game in the same season. A total of 56 WKU athletes received 2015 C-USA Commissioner's Academic Medals for having a grade point average of 3.75 or higher, the most of any school in the league. WKU also had a league high 55 athletes earn Player of the Week honors. For the first time since 2008-09, WKU had six sport programs win conference titles for two consecutive seasons (volleyball, women's basketball, softball, men's indoor track, women's outdoor track and men's swimming). The football team captured the school's first ever FBS bowl win in the inaugural Popeyes Bahamas Bowl and gave WKU its second-straight eight-win season behind the strength of the nation's fourth-ranked offense. WKU was one of only 12 programs in the nation to have their volleyball, women's basketball and softball teams all earn spots in the NCAA Tournament. Women's basketball finished with a 30-5 record, becoming only the third men's or women's basketball team in school history with a 30-win season (men, 1938; women, 1986). Softball set the school record for highest single-season winning percentage (.720) which included NCAA Tournament wins over North Carolina and Georgia.

In its final year in the Sun Belt Conference in 2013-14, WKU won the league's all-sports championship for the sixth overall time but first since 2008. A total of 110 student-athletes graduated during the year, and WKU's volleyball, soccer,

and women's indoor and outdoor track teams captured Sun Belt Conference regular season championships while the men's swimming and diving team won the Conference USA Invitational. The Hilltoppers' 2013 football team posted a program Football Bowl Subdivision-era-best 8-4 overall record and had four wins over bowl eligible teams, more than the previous five seasons combined. WKU's men's outdoor track program finished tied for 18th in the nation, the highest national team finish for any WKU program since men's basketball reached the Sweet 16 in 2008.

A total of 108 student-athletes graduated in 2012-13, Stewart's first full-year as Director of Athletics, and five sport programs (volleyball, women's swimming and diving, men's track and field, men's basketball, softball) won conference championships. Despite a fifth-place conference finish in football, Stewart's navigation of the bowl landscape helped secure the program's first ever FBS bowl bid, an at-large appearance in the 2012 Little Caesars Pizza Bowl. Men's basketball became the first team in NCAA history to win their conference tournament two consecutive years by winning four games in four days each time. Softball posted two wins in the NCAA Tournament, the first in the program's history. Volleyball also capped a 33-4 season by winning the program's first-ever NCAA Tournament match.

A member of WKU's senior athletic staff since 2008 and 25-year veteran of collegiate and professional sports, Stewart was named WKU's Director of Athletics on May 9, 2012, after serving in the role on an interim basis since March 22.

Stewart has a wide range of experience on many different levels, including nearly two years as WKU's Senior Associate Athletic Director, over two years as WKU's Associate Athletic Director for Communications and Media Relations, more than three years as Associate Commissioner for Communications at the Sun Belt Conference and 15 years of communications and media relations experience with two different franchises in the National Football League.



Stewart joined WKU in June of 2008 after a 40-month stint as Associate Commissioner for Communications for the Sun Belt Conference, where he and his staff were responsible for internal and external communications for all Sun Belt Conference publicity. He also served on the BCS Media Relations Committee for college football's 2008 National Championship Game.

Prior to coming to the Sun Belt, Stewart worked in the National Football League for 15 years. He was hired by the Cleveland Browns as Executive Director of Communications and Media Relations in 1999, helping to create the franchise's communications/media relations department as it reentered the league as an expansion team. Stewart developed the Browns' strategy for releasing organizational messages via press conferences, press releases, interviews, the team's official web site and publications. Stewart assisted the NFL's public relations staff at Super Bowl XXXVI in New Orleans and was the AFC public relations representative at the 2000 Pro Bowl in Hawaii while with the Browns. He also served on the NFL's Media Policies Committee.

Prior to joining the Browns, Stewart was the Assistant Director of Public Relations for the Indianapolis Colts from 1991-99, where he helped direct activities between

the organization, community and media. While with Indianapolis, he worked on the NFL's public relations staff at Super Bowl XXVIII in Los Angeles and at three consecutive AFC Championship Games (1997-99). The Colts' public relations staff was presented the 1996 Pete Rozelle Award, an annual honor bestowed to the NFL's top PR staff as voted by the Pro Football Writers of America.

Stewart, 49, received his bachelor's degree in communications from Miami (Ohio) in 1988, where he twice received the Miami University Parents' Council Student Achievement Award for outstanding service to the university. He worked as a graduate assistant in the sports information department at the University of Tennessee from 1988-90. Stewart currently serves on the Board of Directors for the United Way of Southern Kentucky and is also a member of the Bowling Green Rotary.

A native of Cincinnati, Ohio, Stewart and his wife, Rebecca, have one son, Blake (15).

SENIOR ATHLETIC STAFF



Craig Biggs
Associate Athletic
Director, Facilities
and Administration



Lindsay Boyden
Associate Athletic
Director, Marketing



Kyle Chapman
Associate
Athletic Director,
Development



Jim Clark
Associate
Athletic Director,
Development



Darrell Horn
Associate Athletic
Director, Chief
Financial Officer



John McCammon
Associate Athletic
Director, Compliance



Matt Morrison
Assistant Athletic
Director, Ticket
Operations



Michael Schroeder
Assistant
Athletic Director,
Communications



CAROL AND DENNY WEDGE

STUDENT-ATHLETE SUCCESS CENTER

The Carol and Denny Wedge Student Athlete Success Center opened in January of 2009. SASC is a 10,000 square foot academic complex located in Houchens Smith Stadium and houses the academic advising staff, a computer laboratory and a large study area designated solely for use by student-athletes. The Student Athlete Success Center is also equipped with conference rooms, and several private study rooms for WKU student-athletes to meet with athletic tutors on a one-to-one basis or work on class projects.

The mission of the Student Athlete Success Center is to help student-athletes have the most positive educational and personal experience possible at WKU. The SASC advisement staff has over 50 years of combined experience. We strive to be the resource hub for WKU student-athletes to obtain success academically and in life after sports.

GOALS OF THE ACADEMIC PROGRAM

- To ensure compliance with WKU and NCAA academic requirements
- To provide academic support services, which will assist student-athletes in achieving academic success with tutorial assistance and proper course selection
- To offer educational workshops focusing on career and personal development
- To assist student-athletes in determining career goals and interests
- To exceed general student population semester and cumulative grade point average
- To exceed general student population graduation rate
- To achieve a minimum Academic Progress Rate (APR) of 930 for all sports

CONFERENCE LEADERS IN ACADEMICS

Academic achievement is a high priority on The Hill, and a total of 56 WKU student-athletes earned the Conference USA Commissioner's Academic Medal, with a league-high 54 coming from C-USA-sponsored sports, for having a cumulative grade point average of 3.75 or better.

A total of 197 WKU student-athletes, nearly 54 percent of its total number, earned Commissioner's Honor Roll recognition

ACADEMIC ADVISING STAFF



JaShard Justice
Assistant Athletic Director



Dixie Mahurin
Academic Coordinator



Lacey Carmon-Johnson
Academic Coordinator



Diana Marshall
Academic Advisor



Tanner Siewert
Academic Advisor

from Conference USA for maintaining a cumulative grade point average of 3.0 or better during the 2014-15 academic year.

WKU has also seen over 2,200 student-athletes honored by the conference office since 2004-05.

Academic success is not confined to just one sport, but a major emphasis across all of them. Each of WKU's 18 athletic teams exceeded the NCAA-mandated 930 Academic Progress Rate score through the 2013-14 academic year by at least 17 points, with two programs (Volleyball and Women's Tennis) achieving a perfect score of 1,000.

HILLTOPPERS WITH HEART

Hilltoppers with Heart is WKU's community service initiative, designed to give WKU student-athletes, coaches and staff the unique opportunity to make an impact in the community by volunteering their time and talent with numerous organizations.

WKU Athletics has a commitment to growing sports in the Bowling Green community and the ability to demonstrate leadership in social responsibility. In 2014, the Hilltoppers combined to contribute over 2,000 hours of community service to Bowling Green and its surrounding areas.





BIG RED

THE SPIRIT OF WESTERN

Big Red, Western Kentucky University's athletic mascot, was born in the fall of 1979 and celebrates its birthday on December 1st. Big Red can be best described as the Spirit of Western!

The huge, furry, lovable creature was originally designed and built by WKU student Ralph Carey, ('80 WKU graduate), of Cincinnati, and made its debut during the Hilltoppers' 1979-80 basketball season. Big Red has become a big hit with fans of all ages throughout the state and the nation. Big Red's signature moves are the belly slide and belly shake.

Big Red is an eight-time participant in the Capital One Mascot Challenge and, in 2012, Big Red was named the first member of the Capital One Mascot Hall of Fame.

Prior to the 2013 season, *Sports Illustrated* rated Big Red as the number nine mascot in college football. Of course, on The Hill, we all think Big Red is No. 1.

The ultimate fan and supporter of all WKU's intercollegiate sports, Big Red won the "Key to Spirit" award, the highest honor presented to team mascots at the time, at the Universal Cheerleading Association competition in 1980, 1981 and again in 1983.

In the spring of 1990, Big Red reached the "Final Four" of the UCA's second annual national championship event in San Antonio, TX, taking third-place honors. Then, in the spring of 1996, Big Red reached the "Final Four" of ESPN SportZone's "Battle of the Mascots" in public balloting on the Internet.

Big Red was the centerpiece of ESPN's promotion of the 25,000th Sports Center, airing in August 2002.

In 2005, Big Red placed second at the Universal Cheerleader Association's Summer Camp in Knoxville, TN. Also, in 2005 Big Red was voted the favorite mascot (of participating schools) at the NCAA Mascot Mania celebration in Indianapolis, Ind.





CONFERENCE USA



Conference USA enters its third decade in 2015-16 as it continues to compete and promote the success of its student-athletes. The league has adapted to the ever-changing landscape of collegiate athletics over its first 20 seasons, but the commitment to excellence, integrity, leadership and its student athletes in competition, academics and community is unwavering.

Conference USA enjoys a far-reaching fan base with its 14 members: Charlotte, FIU, Florida Atlantic, Louisiana Tech, Marshall, Middle Tennessee, North Texas, Old Dominion, Rice, Southern Miss, UAB, UTEP, UTSA and WKU.

Debuting in 1995, Conference USA teams have combined for 88 bowl appearances in football, 102 NCAA Tournament appearances in basketball, including three Final Fours, 63 NCAA baseball appearances including six College World Series berths, 79 NCAA soccer tournament appearances including four trips to the College Cup, and 35 individual national champions in track and field and cross country.

Success is not limited to athletic achievement, however, as 197 Conference USA student-athletes have garnered Academic All-America honors, 691 have achieved academic all-district laurels and thousands of student-athletes have earned a college degree.

Conference USA sponsors competition in 19 sports – nine for men (baseball, basketball, cross country, football, golf, soccer, tennis, and indoor and outdoor track and field) and 10 for women (basketball, cross country, golf, soccer, softball, swimming and diving, tennis, indoor and outdoor track and field, and volleyball).

The league promotes the scholar-athlete ideal, honoring outstanding academic achievement with numerous conference-sponsored awards, including the Commissioner's Honor Roll and the Commissioner's Academic Medal as well as sport-specific All-Academic teams.

C-USA annually awards postgraduate scholarships, along with the Sport Academic Awards, Scholar-Athletes of the Year and the Institutional Academic Excellence Award. Additionally, Conference USA presents a Spirit of Service Award three times each year, recognizing student-athletes who excel on the field, in the classroom and give back to the community through significant service efforts and participation.

SUCCESS ON THE PLAYING FIELD

Conference USA performers have achieved great success in competition, placing the league among the top conferences in the nation.

Football

- 88 teams have earned bowl bids
- Eligible for the College Football Playoff
- Conference USA has 11 bowl affiliations through the 2019 season, securing a minimum of five berths annually.
- Conference USA has primary bowl tie-ins with the Arizona Bowl, Boca Raton Bowl, Gildan New Mexico Bowl, Hawaii Bowl, Miami Beach Bowl, Popeyes Bahamas Bowl, R+L Carriers New Orleans Bowl, St. Petersburg Bowl and Zaxby's Heart of Dallas Bowl, along with secondary arrangements with the Independence Bowl and the Lockheed Martin Armed Forces Bowl.



Men's Basketball

- 120 postseason teams (52 NCAA, 47 NIT, 11 CBI, 10 CIT)
- One National Championship title game appearance
- Three Final Four teams
- Seven Elite Eight NCAA Tournament teams
- One NIT Champion and five NIT semifinalists
- Inaugural CBI Champion
- One CIT Champion

Women's Basketball

- 50 NCAA Tournament appearances
- 52 WNIT appearances
- One Sweet 16 NCAA Tournament team
- Three WNIT semifinalists
- One WBI Champion

Baseball

- 63 NCAA appearances
- Six College World Series appearances (2009, 2008, 2007, 2006, 2005 and 2001)
- 14 Super Regional appearances
- Has produced at least four NCAA teams in nine of the past 14 seasons

In addition to the numerous NCAA Tournament berths, C-USA has sent four men's soccer teams to the NCAA College Cup, three softball teams to the Women's College World Series and three volleyball teams to the NCAA Sweet 16. The league has also had 35 national champions in NCAA track and field competition, one national champion in diving, and numerous NCAA individual and team competitors in cross country, golf, swimming, tennis, and track and field. Overall, Conference USA teams and individuals have made more than 1,900 NCAA appearances.

SUCCESS OFF THE FIELD

C-USA institutions are among the nation's best in academic performance of student-athletes, bolstered by the fact that student-athletes at league schools have a higher graduation rate than the general student population. Among C-USA's 5,000 student-athletes, there are champions off the playing field as well. In 20 years, nearly 30,000 student-athletes have been named to the Commissioner's Honor Roll or received the Commissioner's Academic Medal, indicative of outstanding achievement in the classroom.

C-USA ON TV

C-USA enjoys significant television exposure through partnerships with FOX Sports Media Group, CBS Sports Network, ESPN and American Sports Network (ASN). The multi-tiered selection process that is rooted in partnering with all four networks has substantially increased the number of national and regional appearances for football, men's and women's basketball, and all other conference sports.

C-USA membership include institutions within eight of the Top 40 media markets and four in the Top 25 according to Nielsen. C-USA home markets this year will include more than 13 million TV households, a 30 percent increase from two years ago.

C-USA DIGITAL NETWORK

The C-USA Digital Network officially launched in August of 2011. Network programming includes live streaming of non-televvised events, video on demand, a weekly C-USA studio

show, podcasting, regular-season and championship event highlights, and conference-produced feature stories. In its first year, 1,164 events were streamed live and 8,126 videos were posted and available on the C-USA Digital Network, and those numbers have more than doubled. Monthly and yearly subscriptions provide fans access to events offered on all of the C-USA member institution's athletic websites as well as C-USA network programming.

C-USA IN THE COMMUNITY

The conference's current footprint is concentrated with 14 members in 10 states and a combined area population of more than 30 million. With a commitment to community involvement, the conference developed several initiatives to maintain strong ties in C-USA cities, as well as with fans and alumni across the country. C-USA schools also place a priority on giving back to their communities through volunteer service with local and national organizations. Individually, student-athletes are recognized each season through the Spirit of Service award.

GOVERNANCE

Conference USA has significant representation in the NCAA governance structure. The presidents of the member institutions serve as the league's Board of Directors.

A PROUD HISTORY

Conference USA was formed in 1995 and quickly emerged as one of the nation's top conferences. The conference unveiled its name, logo and commissioner April 24, 1995, in Chicago. The league's charter members were Charlotte, Cincinnati, DePaul, Houston, Louisville, Marquette, Memphis, Saint Louis, Southern Miss, Tulane, UAB and USF. Eleven of the institutions began athletic participation in 1995, while Houston joined competition in the fall of 1996.

The league's headquarters were established in Chicago and, after nine years, relocated to the current office in Irving, Texas. Britton Banowsky was named Commissioner in October 2002, succeeding Mike Slive, the league's first commissioner.

C-USA added East Carolina (September, 1996) and the United States Military Academy (March, 1997) as football members. ECU began league competition in 1997; Army in 1998 and UAB began football play in 1999. The league brought in TCU and ECU (1999) for all sports and they began competition in 2001. USF started C-USA football in 2003. Marshall, Rice, SMU, Tulsa, UCF and UTEP became full-time Conference USA members for all sports in 2005.

In 2013, charter member Charlotte returned to C-USA and was joined by new members FIU, Florida Atlantic, Louisiana Tech, Middle Tennessee, North Texas, Old Dominion and UTSA. WKU joined the league on July 1, 2014.





C-USA FOOTBALL CHAMPIONSHIP GAME

Saturday, December 5

Time: TBA on ESPN or ESPN 2

WEST

LA Tech
North Texas
Rice
Southern Miss
UTEP
UTSA

EAST

Charlotte
FIU
Florida Atlantic
Marshall
Middle Tennessee
Old Dominion
WKU

C-USA TIEBREAKER

Home field for the C-USA Championship Game will be awarded to the team that posts the highest regular season winning percentage against conference opposition. The first tiebreaker is the winner of a head-to-head match-up.

If still tied, the most recent College Football Playoff Selection Committee poll will be used if one team or both teams are ranked. If they remain tied, highest average computer ranking will be used.

MEDIA CREDENTIALS

Members of the media that wish to cover the C-USA Championship game will be required to request credentials through the league's online credential application system available at conferenceusa.com/MediaCenter.

Details about the C-USA Championship Game will be available throughout the season on conferenceusa.com. For additional information, please contact C-USA Media Relations at 214-774-1300.

C-USA STADIUMS

Charlotte	Jerry Richardson Stadium (16,000)
FIU	Ocean Bank Field at FIU Stadium (20,000)
Florida Atlantic	FAU Stadium (29,419)
LA Tech	Joe Aillet Stadium (30,600)
Marshall	Joan C. Edwards Stadium (38,019)
Middle Tennessee	Johnny "Red" Floyd Stadium (30,788)
North Texas	Apogee Stadium (30,850)
Old Dominion	Foreman Field at S.B. Ballard Stadium (20,068)
Rice	Rice Stadium (47,000)
Southern Miss	M.M. Roberts Stadium (36,000)
UTEP	Sun Bowl (51,500)
UTSA	Alamodome (65,000)
WKU	Houchens Industries-L.T. Smith Stadium (22,113)

2015 C-USA FOOTBALL CHAMPIONSHIP GAME

Conference USA will host its 11th football championship game in 2015.

The event is slated for Saturday, December 5, and will be televised by ESPN or ESPN 2. The team with the highest league winning percentage will serve as host site for the game.

The title game will feature champions from the East and West divisions of the league. Six different schools have hosted the first 10 championship games.

Marshall won its first Conference USA Football Championship last season with a 23-16 win over Louisiana Tech in Huntington, W. Va. Southern Miss won the 2011 C-USA Championship, when the nationally-ranked Golden Eagles defeated previously undefeated Houston on the Cougars home field. Former members East Carolina, Tulsa and UCF each won two championship games, while Houston claimed one crown.

Year Champion (C-USA Record)

2014	Marshall (7-1)
2013	Rice (7-1)
2012	Tulsa (7-1)
2011	Southern Miss (7-1)
2010	UCF (7-1)
2009	East Carolina (6-2)
2008	East Carolina (6-2)
2007	UCF (7-1)
2006	Houston (7-1)
2005	Tulsa (6-2)
2004	Louisville (8-0)
2003	Southern Miss (8-0)
2002	TCU (6-2) and Cincinnati (6-2)
2001	Louisville (6-1)
2000	Louisville (6-1)
1999	Southern Miss (6-0)
1998	Tulane (6-0)
1997	Southern Miss (6-0)
1996	Houston (4-1) and Southern Miss (4-1)

C-USA BOWL OVERVIEW 2015-2019

Conference USA will have 11 bowl affiliations through the 2019 season, securing a minimum of five berths annually and offering fans a number of great destinations across America and beyond.

Conference USA has agreements with three bowls in the state of Florida: the Boca Raton Bowl, the Miami Beach Bowl and the St. Petersburg Bowl, along with an agreement with the Popeyes Bahamas Bowl near the coast of the Sunshine State. C-USA maintains longtime relationships with the Zaxby's Heart of Dallas Bowl and the R+L Carriers New Orleans Bowl in the central region as well as the Gildan New Mexico Bowl in the southwest and the Hawaii Bowl in the far West. New this year will be an agreement with the new Arizona Bowl in Tucson, Ariz.

Conference USA has secondary agreements with two bowls also located right within the league's footprint, giving teams the opportunities to participate in the Lockheed Martin Armed Forces Bowl in Fort Worth, Texas and the Independence Bowl in Shreveport, La.

In these bowls, Conference USA will have the opportunity to face opponents from the American Athletic, Big 12, Big Ten, Mid-American, Mountain West and Sun Belt Conferences.

C-USA BOWL 2015 SYNOPSIS

Conference USA has secured guaranteed commitments with seven bowl partners for the 2015 season, as well as one secondary agreement: The Arizona, Gildan New Mexico, Miami Beach, Popeyes Bahamas, R+L Carriers New Orleans, St. Petersburg and Zaxby's Heart of Dallas Bowls are primary agreements. The Independence Bowl in Shreveport, La., is a secondary agreement, should the ACC or SEC not be able to provide a bowl-eligible team. There is no set selection order among C-USA's bowl partners.

As a member of the College Football Playoff, Conference USA will be a part of one of the CFP bowls if it produces the highest rated champion from among the American Athletic, C-USA, Mid-American, Mountain West and Sun Belt Conferences.

2015 Bowl Agreements

Gildan New Mexico Bowl

Date: Dec. 19 (Albuquerque, N.M.)
Opponent: Mountain West selection

R+L Carriers New Orleans Bowl

Date: Dec. 19 (New Orleans, Louisiana)
Opponent: Sun Belt selection

Miami Beach Bowl

Date: Dec. 21 (Miami, Fla.)
Opponent: American Athletic selection

Popeyes Bahamas Bowl

Date: Dec. 24 (Nassau, Bahamas)
Opponent: Mid-American selection

St. Petersburg Bowl

Date: Dec. 26 (St. Petersburg, Fla.)
Opponent: American Athletic selection

Zaxby's Heart of Dallas Bowl

Date: Dec. 26 (Dallas, Texas)
Opponent: Big 12 selection

Arizona Bowl

Date: Dec. 29 (Tucson, Ariz.)
Opponent: Mountain West selection

Independence Bowl (secondary)

Date: Dec. 26 (Shreveport, La.)
Opponent: ACC or SEC selection



COLLEGE FOOTBALL PLAYOFF

The Playoff

During 2014-15 season, college football entered a new era when postseason playoffs began. The format is simple: top four teams, two semifinals played in bowl games, and a national championship game played in a different city each year. Each semifinal will be played during the New Year's holiday with the national championship game in prime time on a Monday night at least a week later.

The Selection Committee

A selection committee will choose the four teams for the playoff based on their performance during the regular season, including, strength of schedule, head-to-head results, championships won, and other factors. The teams will be seeded so that #1 will play #4 in one semifinal and #2 will meet #3 in the other, with the winners advancing to the national championship game.

The Rotation

The semifinals will rotate among six different bowls, extending the experience to more fans. In the years when the bowls are not hosting semifinals, the bowls will feature eight other teams in four compelling matchups.

For the 2015-16 season, the Peach Bowl (Dec. 31), Fiesta Bowl (Dec. 31), Rose Bowl presented by Northwestern Mutual (Jan. 1) and Allstate Sugar Bowl (Jan. 1) will host its regular bowl games, while the Capital One Orange (Dec. 31) and Goodyear Cotton Bowl (Dec. 31) will host semifinals. The College Football Championship will be held on Monday, Jan. 11 in Glendale, Ariz.

C-USA and the College Football Playoff

As a member of the College Football Playoff, Conference USA will be a part of one of the College Football Playoff bowls if it has the highest rated champion from among the American Athletic, C-USA, Mid-American, Mountain West and Sun Belt Conferences.



Gildan New Mexico Bowl

Location: Albuquerque, New Mexico
Date: December 20, 2014
Time: 12:20 p.m. MST
Stadium: University Stadium (37,792)
Network: ESPN
Opponent: Mountain West Selection
Phone: 505-925-5999
Executive Director: Jeff Siembieda
Media Relations Director: RaeAnn McKernan
Mailing Address: 801 University SE Ste. 104
 Albuquerque, NM 87106
Website: www.gildannewmexicobowl.com
Facebook: NewMexicoBowl
Twitter: @GildanNMBowl

Past Results

2013	Colorado State 48, Washington State 45
2012	Arizona 49, Nevada 48
2011	Temple 37, Wyoming 15
2010	BYU 52, UTEP 24
2009	Wyoming 35, Fresno State 28 (2OT)
2008	Colorado State 40, Fresno State 35
2007	New Mexico 23, Nevada 0
2006	San Jose State 20, New Mexico 12

Bowl Notes: Conference USA will enter its first year as a primary partner with the Gildan New Mexico Bowl and is scheduled to send a team to Albuquerque all six seasons between 2014 and 2019. C-USA will face a representative from the Mountain West Conference each season at University Stadium on the campus of the University of New Mexico. This bowl will once again be played on the opening day of the bowl season, which it has several times during its existence.



R+L Carriers New Orleans Bowl

Location: New Orleans, La.
Date: December 19, 2015
Time: 8 p.m. CT
Stadium: Mercedes-Benz Superdome (73,208)
Network: ESPN
Opponent: Sun Belt Conference Opponent
Executive Director: Billy Ferrante
V.P., Communications: Sam Joffray
Phone: 504-525-5678
Mailing Address: 2020 St. Charles Avenue, 5th Floor
 New Orleans, LA 70130
Website: www.neworleansbowl.org
Facebook: neworleansbowl
Twitter: @NewOrleansBowl

Past Results

2014	Louisiana-Lafayette 16, Nevada 3
2013	Louisiana-Lafayette 24, Tulane 21
2012	Louisiana-Lafayette 43, East Carolina 34
2011	Louisiana-Lafayette 32, San Diego State 30
2010	Troy 48, Ohio 21
2009	Middle Tennessee 42, Southern Miss 32
2008	Southern Miss 30, Troy 27 (ot)
2007	Florida Atlantic 44, Memphis 27
2006	Troy 41, Rice 17
2005	Southern Miss 31, Arkansas State 19 (Lafayette, La.)
2004	Southern Miss 31, North Texas 10
2003	Memphis 27, North Texas 17
2002	North Texas 24, Cincinnati 19
2001	Colorado State 45, North Texas 20

Bowl Notes: Conference USA is scheduled be a part of the R+L Carriers New Orleans Bowl for the 11th time in the bowl's 15 years, facing an opponent from the Sun Belt Conference on Saturday, December 19, the opening day of the 2015-16 bowl season....This year's game will mark the sixth straight year it has been played on a Saturday, with an 8 pm kickoff scheduled....Current Conference USA members Florida Atlantic, Middle Tennessee, North Texas, Rice and Southern Miss have each participated in previous New Orleans Bowls, with the Golden Eagles three victories ranking second among all schools to play in the game. North Texas and Southern Miss have tied for the most appearances with four apiece. The New Orleans Bowl is played at the Mercedes-Benz Superdome, site of seven Super Bowl games.



Miami Beach Bowl

Location: Miami, Fla.
Date: December 21, 2015
Time: 2:30 p.m. ET
Stadium: Marlins Park (32,128)
Network: ESPN
Opponent: American Athletic Conference Selection
Phone: 305/480-1609
Executive Director: Carlos Padilla
Media Relations Director: Jack Heilig
Mailing Address: 501 Marlins Way
Miami, FL 33701
Website: www.miamibeachbowl.com
Facebook: Miami Beach Bowl
Twitter: @miamibeachbowl

Past Results

2014	Memphis 55, BYU 48 (2OT)
------	--------------------------

Bowl Notes: Conference USA will be a part of the second annual Miami Beach Bowl this December, facing an opponent from the American Athletic Conference. The game is played at Marlins Park, the home of MLB's Miami Marlins, and the stadium is built on the site of the historic Orange Bowl Stadium. Last year's inaugural game was the second-highest scoring game of the 2014-15 bowl season, as Memphis outscored BYU, 55-48 in double-overtime.



Popeyes Bahamas Bowl

Location: Nassau, Bahamas
Date: December 24, 2015
Time: 12 p.m. EST
Stadium: Thomas A. Robinson National Stadium (15,000)
Network: ESPN
Opponent: Mid-American Selection
Phone: 404-668-7485
Executive Director: Richard Gianinni
Mailing Address: TBA
Director of Communications: Chris Pika
Phone: 678/908-4853
Website: www.bahamasbowl.com
Facebook: Bahamas Bowl
Twitter: @TheBahamasBowl

Past Results

2014	WKU 49, Central Michigan 48
------	-----------------------------

Bowl Notes: After a successful inaugural bowl week in 2014 that was capped off with one of the most incredible comebacks and final plays in bowl game history, the second Popeyes Bahamas Bowl will kick off Thursday, Dec. 24, 2015 at Nassau's Thomas A. Robinson National Stadium. The 2014 game saw WKU QB Brandon Doughty throw for 486 yards and five touchdowns to lead the Hilltoppers to their first bowl win, 49-48 over Central Michigan. The game was not decided until the final play, when WKU stopped a two-point attempt and the teams set FBS bowl records for most combined passing touchdowns (12) and combined passing yards (971). C-USA will be a part of the 2015 game, once again facing an opponent from the Mid-American Conference....The game is based in Nassau, the capital of the Bahamas and the average high temperature in December is 79 degrees....The 2014 Bahamas Bowl marked the first postseason FBS bowl game outside of either the United States or Canada between two U.S. teams since the Jan. 1, 1937 Bacardi Bowl in Havana, Cuba.



St. Petersburg Bowl

Location: St. Petersburg, Fla.
Date: December 26, 2015
Time: 11 a.m. ET
Stadium: Tropicana Field (28,453)
Network: ESPN
Opponent: American Athletic Conference Selection
Phone: 727-290-9865
Executive Director: Brett Dulaney
Media Relations Director: Jack Heilig
Mailing Address: 100 Second Avenue South, Suite N204
 St. Petersburg, FL 33701
Website: www.StPetersburgBowl.com
Facebook: [stpetebowl](https://www.facebook.com/stpetebowl)
Twitter: [@stpetebowl](https://twitter.com/stpetebowl)

Past Results

2014	NC State 34, UCF 27
2013	East Carolina 37, Ohio 20
2012	UCF 45, Ball State 20
2011	Marshall 20, FIU 10
2010	Louisville 31, Southern Miss 28
2009	Rutgers 45, UCF 24
2008	South Florida 41, Memphis 14

Bowl Notes: After a one-year absence, Conference USA will once again participate in the St. Petersburg Bowl this December, facing an opponent from the American Athletic Conference....This year's game is scheduled for Saturday, December 26 at 11 am EST....Conference USA has participated in six of the first seven St. Petersburg Bowls....Current C-USA members FIU, Marshall and Southern Miss have participated in the game previously...The game is played at Tropicana Field in downtown St. Petersburg and the bowl is owned and operated by ESPN Events, a subsidiary of ESPN.



Zaxby's Heart of Dallas Bowl

Location: Dallas, Texas
Date: December 26, 2015
Time: 1:20 p.m. CT
Stadium: Cotton Bowl
Network: ESPN
Opponent: Big 12 Selection
Phone: 214-389-4300
Executive Director: Brant Ringler
Mailing Address: 505 Main Street, Suite 270
 Fort Worth, Texas 76132
Media Operations Coordinator: Tim Simmons
Website: www.theheartofdallasbowl.com
Facebook: [theheartofdallas](https://www.facebook.com/theheartofdallas)
Twitter: [@HODBowl](https://twitter.com/HODBowl)

Past Results

2014	Louisiana Tech 35, Illinois 18
2013	North Texas 36, UNLV 14
2012	Oklahoma State 58, Purdue 14
2011	Houston 30, Penn State 14
2010	Texas Tech 45, Northwestern 38

Bowl Notes: Conference USA is slated to play an opponent from the Big 12 Conference in the sixth annual Heart of Dallas Bowl on December 26. The bowl is the only one that honors first responders and it also benefits organizations working to eradicate homelessness in Dallas. Last year, C-USA West Division Champion Louisiana Tech defeated Illinois, 35-18, as Houston Bates recorded a bowl record 4.5 sacks for the Bulldogs. In 2013, North Texas celebrated its return to postseason play with a 36-14 win over UNLV in front of a partisan Mean Green crowd at Cotton Bowl Stadium. Conference USA made its first appearance in the bowl on Jan. 1, 2012 when No. 17 Houston concluded a 13-1 season with a win over No. 22 Penn State in a matchup of nationally-ranked teams. It was one of just nine bowl games during the 2011-12 bowl season that matched two top 25 teams.



Independence Bowl

Location: Shreveport, Louisiana
Date: December 26, 2015
Time: 4:45 p.m. CST
Stadium: Independence Stadium (48,975)
Network: ESPN
Opponent: ACC or SEC Selection
Phone: 318-221-0712
Executive Director: Missy Setters
Media Relations Director: Stefan Nolet
Mailing Address: 401 Market St., Suite 120
Shreveport, LA 71101
Website: www.independencebowl.org
Facebook: [independencebowl](https://www.facebook.com/independencebowl)
Twitter: @IndyBowl

Past Results (C-USA Schools Only)

2008	Louisiana Tech 17, Northern Illinois 10
1990	Louisiana Tech 34, Maryland 34
1988	Southern Miss 38, UTEP 18
1980	Southern Miss 16, McNeese State 14
1978	East Carolina 35, Louisiana Tech 13
1977	Louisiana Tech 24, Louisville 14

Bowl Notes: Conference USA maintains a secondary partnership with the Independence Bowl, played at Independence Stadium in Shreveport, La. C-USA will provide a surplus team to the bowl in the event the Southeastern Conference or Atlantic Coast Conference are unable to provide a teamThe game was established in 1976 and named the Independence Bowl because it was established during the nation's Bicentennial year. It is the nation's 11th-oldest game....Current C-USA members Louisiana Tech, Southern Miss and UTEP have previously played in the Independence Bowl.

2015-16 BOWL SCHEDULE

DATE	BOWL	LOCATION	TIME	NETWORK
Dec. 19	AutoNation Cure Bowl (American vs. Sun Belt)	Orlando, Fla.	11 a.m.	CBSSN
Dec. 19	Gildan New Mexico Bowl (C-USA vs. Mountain West)	Albuquerque, N.M.	1:20 p.m.	ESPN
Dec. 19	Royal Purple Las Vegas Bowl (Mountain West/BYU vs. Pac-12)	Las Vegas, Nev.	2:30 p.m.	ABC
Dec. 19	Raycom Media Camellia Bowl (MAC vs. Sun Belt)	Montgomery, Ala.	4:30 p.m.	ESPN
Dec. 19	R+L Carriers New Orleans Bowl (C-USA vs. Sun Belt)	New Orleans, La.	10 a.m.	ESPN
Dec. 21	Miami Beach Bowl (C-USA vs. American)	Miami, Fla.	1:30 p.m.	ESPN
Dec. 22	Famous Idaho Potato Bowl (Mountain West vs. MAC)	Boise, Idaho	2:30 p.m.	ESPN
Dec. 22	Boca Raton Bowl (C-USA vs. MAC)	Boca Raton, Fla.	6 p.m.	ESPN
Dec. 23	SDCCU Poinsettia Bowl (Mountain West vs. Army)	San Diego, Calif.	3:30 p.m.	ESPN
Dec. 23	GoDaddy Bowl (Sun Belt vs. MAC)	Mobile, Ala.	7 p.m.	ESPN
Dec. 24	Bahamas Bowl (C-USA vs. MAC)	Nassau, Bahamas	11 a.m.	ESPN
Dec. 24	Hawaii Bowl (American vs. Mountain West/BYU)	Honolulu, Hawaii	7 p.m.	ESPN
Dec. 26	St. Petersburg Bowl (C-USA vs. American)	St. Petersburg, Fla.	7 p.m.	ESPN
Dec. 26	Hyundai Sun Bowl (Pac-12 vs. ACC/Notre Dame)	El Paso, Texas	1 p.m.	CBS
Dec. 26	Zaxby's Heart of Dallas Bowl (C-USA vs. Big 12)	Dallas, Texas	11 a.m.	ESPN
Dec. 26	New Era Pinstripe Bowl (Big 10 vs. ACC/Notre Dame)	New York, N.Y.	2:30 p.m.	ABC
Dec. 26	Independence Bowl (ACC vs. SEC (or C-USA))	Shreveport, La.	3 p.m.	ESPN
Dec. 26	Foster Farms Bowl (Pac-12 vs. Big Ten)	San Francisco, Calif.	9 p.m.	ESPN
Dec. 28	Military Bowl (ACC/Notre Dame vs. AAC)	Annapolis, Md.	1:30 p.m.	ESPN
Dec. 28	Quick Lane Bowl (ACC vs. Big Ten)	Detroit, Mich.	4 p.m.	ESPN 2
Dec. 29	Arizona Bowl (C-USA vs. MWC)	Tucson, Ariz.	TBA	CBSSN
Dec. 29	Armed Forces Bowl (MWC vs. Big Ten)	Fort Worth, Texas	1 p.m.	ESPN
Dec. 29	Russell Athletic Bowl (ACC/Notre Dame vs. Big 12)	Orlando, Fla.	4:30 p.m.	ESPN
Dec. 29	Texas Bowl (Big 12 vs. SEC)	Houston, Texas	8 p.m.	ESPN
Dec. 30	Birmingham Bowl (SEC vs. American)	Birmingham, Ala.	11 a.m.	ESPN
Dec. 30	Belk Bowl (ACC/Notre Dame vs. SEC)	Charlotte, N.C.	2:30 p.m.	ESPN
Dec. 30	Music City Bowl (SEC vs. ACC/ND/Big Ten)	Nashville, Tenn.	6 p.m.	ESPN
Dec. 30	Holiday Bowl (Pac-12 vs. Big Ten)	San Diego, Calif.	9:15 p.m.	ESPN
Dec. 31	Peach Bowl (At-Large vs. At-Large)	Atlanta, Ga.	11 a.m.	ESPN
Dec. 31	Goodyear Cotton Bowl (Playoff Semifinal Game)	Arlington, Texas	3 p.m./7 p.m.	ESPN
Dec. 31	Capital One Orange Bowl (Playoff Semifinal Game)	Miami, Fla.	3 p.m./7 p.m.	ESPN
Jan. 1	Outback Bowl (Big Ten vs. SEC)	Tampa, Fla.	11 a.m.	ESPN2
Jan. 1	Buffalo Wild Wings Citrus Bowl (SEC vs. Big Ten)	Orlando, Fla.	12 p.m.	ABC
Jan. 1	Fiesta Bowl (New Year's Six)	Glendale, Ariz.	12 p.m.	ESPN
Jan. 1	Rose Bowl Game (New Year's Six)	Pasadena, Calif.	4 p.m.	ESPN
Jan. 1	Allstate Sugar Bowl (New Year's Six)	New Orleans, La.	7:30 p.m.	ESPN
Jan. 2	Taxslayer Bowl (Big Ten/ACC/ND vs. SEC)	Jacksonville, Fla.	11 a.m.	ESPN
Jan. 2	AutoZone Liberty Bowl (SEC vs. Big 12)	Memphis, Tenn.	2:30 p.m.	ESPN
Jan. 2	Valero Alamo Bowl (Big 12 vs. Pac-12)	San Antonio, Texas	5:45 p.m.	ESPN
Jan. 2	Cactus Bowl (Big Ten vs. Big 12)	Tempe, Ariz.	9:15 p.m.	ESPN
Jan. 11	National Championship Game	Arlington, Texas	7:30 p.m.	ESPN



2014 STANDINGS

East Division

C-USA

	W-L	Pct.	H	A	Div.	Pts	Opp
*Marshall	7-1	.875	3-1	4-0	5-1	378	183
Middle Tennessee	5-3	.625	4-0	1-3	4-2	270	273
WKU	4-4	.500	3-1	1-3	2-3	347	347
UAB	4-4	.500	2-2	2-2	2-3	258	243
Old Dominion	4-4	.500	2-2	2-2	2-3	272	337
FIU	3-5	.375	2-2	1-3	3-2	202	205
Florida Atlantic	2-6	.250	2-2	0-4	1-5	212	276

All Games

	W-L	Pct.	H	A	Pts	Opp
	13-1	.929	6-1	7-0	638	294
	6-6	.500	5-1	1-5	379	378
WKU	8-5	.615	5-1	3-4	577	519
	6-6	.500	3-3	3-3	398	359
	6-6	.500	4-2	2-4	392	456
	4-8	.333	3-5	1-3	276	298
	3-9	.250	3-2	0-7	288	413

West Division

C-USA

	W-L	Pct.	H	A	Div.	Pts	Opp
*Louisiana Tech	7-1	.875	4-0	3-1	5-0	357	159
Rice	5-3	.625	3-1	2-2	4-1	248	243
UTEP	5-3	.625	4-0	1-3	3-2	213	208
UTSA	3-5	.375	3-1	0-4	2-3	133	214
North Texas	2-6	.250	2-2	0-4	0-5	175	262
Southern Miss	1-7	.125	0-4	1-3	1-4	169	284

All Games

	W-L	Pct.	H	A	Pts	Opp
	9-5	.643	4-1	5-4	523	346
	8-5	.615	4-1	4-4	374	370
	7-6	.538	5-1	2-5	346	365
	4-8	.333	3-3	1-5	205	311
	4-8	.333	4-2	0-6	326	358
	3-9	.250	2-4	1-5	228	425

* - Division champions. Marshall won the 2014 Conference USA Championship.

2014 INDIVIDUAL LEADERS

RUSHING

	G	ATT	YDS	AVG	TD	YDS/G
Johnson, D., MAR	13	206	1767	8.6	17	135.9
Howard, J., UAB	12	306	1587	5.2	13	132.2
Allen, Leon, WKU	13	272	1542	5.7	13	118.6
Jones, Aaron, UTEP	12	242	1321	5.5	11	110.1
Dixon, K., LA TECH	14	253	1299	5.1	22	92.8

PASS EFFICIENCY

	G	CMP	ATT	INT	PCT	YDS	TD	EFF
Doughty, B., WKU	13	375	552	10	67.9	4830	49	167.1
Cato, Rakeem, MAR	14	267	451	13	59.2	3903	40	155.4
Jackson, D., RICE	13	191	331	8	57.7	2842	24	148.9
Clements, C., UAB	11	183	275	8	66.5	2227	14	145.6
Heinicke, T., ODU	12	289	457	16	63.2	3476	30	141.8

TOTAL OFFENSE

	G	RUSH	PASS	PLAYS	TOTAL	YDS/G
Doughty, B., WKU	13	-52	4830	591	4778	367.5
Cato, R., MAR	14	482	3903	545	4385	313.2
Heinicke, T., ODU	12	139	3476	537	3615	301.2
Mullens, N., USM	10	39	2470	414	2509	250.9
Grammer, A., MT	12	442	2557	462	2999	249.9

REC. YDS/GAME

	G	REC	YDS	TD	AVG/C	YDS/G
Vaughan, A., ODU	12	63	1019	12	5.2	84.9
Taylor, J., RICE	10	54	842	7	5.4	84.2
Shuler, T., MAR	14	92	1138	9	6.6	81.3
Harris, Carlos, NT	12	70	863	3	5.8	71.9
Dangerfield, J., WKU	13	69	825	11	5.3	63.5

ALL-PURPOSE

	G	Rush	Rcv	PR	KR	Yds	Avg/G
Allen, Leon, WKU	13	1542	476	0	0	2018	155.2
Nelson, JJ, UAB	12	45	655	277	843	1820	151.7
Johnson, D., MAR	JR	1767	121	0	0	1888	145.2
Whitehead, L., FAU	SR	210	706	311	493	1720	143.3
Howard, J., UAB	SO	1587	72	0	0	1659	138.2

INTERCEPTIONS

	G	INT	YDS	TD	INT/G
Byard, Kevin, MT	12	6	1	0	0.50
Woods, X., LA TECH	14	6	230	2	0.43
Leonard, R., FIU	12	5	144	2	0.42
Barnes, A., LA TECH	14	5	26	0	0.36
Leggett, A.J., MAR	12	4	54	0	0.33

TACKLES

	G	UA	A	TOTAL	TPG
Akunne, Derek, NT	12	65	43	108	9.0
Hewitt, Neville, MAR	14	42	81	123	8.8
Kirk, Andrae, FAU	12	53	50	103	8.6
Holt, Nick-WKU	13	62	49	111	8.5
Holmes, J., MAR	14	41	63	104	7.4
Simon, D.J., ODU	12	48	41	89	7.4
Wade, T., UTSA	12	47	39	86	7.2
Jeters, J., UTSA	12	34	51	85	7.1
Parms, D., FAU	12	50	34	84	7.0
Simpson, M., ODU	11	27	48	75	6.8

SACKS

	G	UA	A	TOTAL
Bates, H., LATECH	14	8	4	10.0
Watkins, D., UAB	12	10	0	10.0
Patt, Z., RICE	10	9	1	9.5
Wakefield, M., FIU	12	7	2	8.0
Blackmon, A., MAR	13	8	0	8.0

TACKLES FOR LOSS

	G	TOTAL	Avg.
Nordstrom, B., RICE	13	19.5	1.50
Ganus, Jake, UAB	12	16.5	1.38
Bates, H., LA TECH	14	16.0	1.14
Blackmon, A., MAR	13	15.5	1.19
Wakefield, Mike, FIU	12	14.5	1.21



2014 TEAM STATISTICS

RUSHING OFFENSE	G	ATT	YDS	AVG	TD	YDS/G
Marshall	14	559	3807	6.8	40	271.9
Middle Tennessee	12	530	2566	4.8	31	213.8
UAB	12	613	2545	4.2	27	212.1
UTEP	13	573	2701	4.7	27	207.8
Rice	13	571	2188	3.8	22	168.3
Florida Atlantic	12	443	1963	4.4	14	163.6
WKU	13	429	2084	4.9	21	160.3
North Texas	12	472	1838	3.9	21	153.2
Old Dominion	12	365	1793	4.9	22	149.4
Louisiana Tech	14	490	2080	4.2	32	148.6
FIU	12	488	1502	3.1	11	125.2
UTSA	12	440	1466	3.3	15	122.2
Southern Miss	12	376	1149	3.1	9	95.8

PASS OFFENSE	G	CMP	ATT	INT	PCT	YDS	AVG	TD	YDS/G
WKU	13	378	557	10	67.9	4866	8.7	49	374.3
Old Dominion	12	290	458	16	63.3	3510	7.7	30	292.5
Marshall	14	279	473	13	59.0	4022	8.5	40	287.3
Southern Miss	12	277	482	15	57.5	3231	6.7	14	269.2
Louisiana Tech	14	270	467	13	57.8	3531	7.6	30	252.2
Rice	13	204	352	8	58.0	3009	8.5	25	231.5
UAB	12	203	328	12	61.9	2637	8.0	17	219.8
Middle Tennessee	12	224	343	13	65.3	2610	7.6	17	217.5
Florida Atlantic	12	206	365	5	56.4	2394	6.6	18	199.5
UTSA	12	203	356	12	57.0	2104	5.9	7	175.3
North Texas	12	181	331	13	54.7	2073	6.3	13	172.8
FIU	12	171	324	10	52.8	2016	6.2	15	168.0
UTEP	13	159	287	6	55.4	1858	6.5	12	142.9

TOTAL OFFENSE	G	R	P	PYS	YDS	AVG.	TD	YDS/G
Marshall	14	3807	4022	1032	7829	7.6	80	559.2
WKU	13	2084	4866	986	6950	7.0	70	534.6
Old Dominion	12	1793	3510	823	5303	6.4	52	441.9
UAB	12	2545	2637	941	5182	5.5	44	431.8
Middle Tennessee	12	2566	2610	873	5176	5.9	48	431.3
Louisiana Tech	14	2080	3531	957	5611	5.9	62	400.8
Rice	13	2188	3009	923	5197	5.6	47	399.8
Southern Miss	12	1149	3231	858	4380	5.1	23	365.0
Florida Atlantic	12	1963	2394	808	4357	5.4	32	363.1
UTEP	13	2701	1858	860	4559	5.3	39	350.7
North Texas	12	1838	2073	803	3911	4.9	34	325.9
UTSA	12	1466	2104	796	3570	4.5	22	297.5
FIU	12	1502	2016	812	3518	4.3	26	293.2

SCORING OFFENSE	TD	XPT	2XP	DXP	FG	SAF	PTS	AVG
Marshall	84	17	83	0	0	0	638	45.6
WKU	76	16	71	1	0	0	577	44.4
Louisiana Tech	68	17	64	0	0	0	523	37.4
UAB	52	13	47	0	0	0	398	33.2
Old Dominion	54	6	50	0	0	0	392	32.7
Middle Tennessee	51	9	46	0	0	0	379	31.6
Rice	48	13	47	0	0	0	374	28.8
North Texas	40	15	39	1	0	0	326	27.2
UTEP	44	13	43	0	0	0	346	26.6
Florida Atlantic	35	14	34	0	0	1	288	24.0
FIU	33	15	29	1	0	1	276	23.0
Southern Miss	25	19	21	0	0	0	228	19.0
UTSA	22	17	20	0	0	1	205	17.1

3RD-DN CONVERSIONS	G	Made	Att	Pct.
Marshall	14	94	183	51.4
WKU	13	92	180	51.1
Rice	13	90	201	44.8
Middle Tennessee	12	75	169	44.4
UAB	12	83	192	43.2
UTEP	13	81	192	42.2
Old Dominion	12	62	149	41.6
Louisiana Tech	14	79	197	40.1
North Texas	12	70	180	38.9
Florida Atlantic	12	70	182	38.5
USM	12	63	182	34.6
FIU	12	59	184	32.1
UTSA	12	50	177	28.2

RUSHING DEFENSE	G	RUSHES	YARDS	AVG	TD	YDS/G
Louisiana Tech	14	500	1655	3.3	19	118.2
UTSA	12	471	1689	3.6	14	140.8
Rice	13	460	1983	4.3	19	152.5
Marshall	14	590	2243	3.8	15	160.2
FIU	12	474	1925	4.1	18	160.4
North Texas	12	447	1941	4.3	22	161.8
UAB	12	474	2101	4.4	18	175.1
UTEP	13	439	2299	5.2	26	176.8
Middle Tennessee	12	505	2191	4.3	19	182.6
Southern Miss	12	482	2596	5.4	28	216.3
WKU	13	576	2870	5.0	33	220.8
Florida Atlantic	12	483	2665	5.5	34	222.1
Old Dominion	12	552	2670	4.8	30	222.5

PASS EFF. DEF.	ATT	CMP	INT	PCT	YDS	TD	EFF
Marshall	254	466	13	54.5	2756	21	113.5
Louisiana Tech	314	528	26	59.5	3420	19	115.9
FIU	181	338	14	53.6	2440	17	122.5
North Texas	216	362	12	59.7	2492	19	128.2
Florida Atlantic	238	404	8	58.9	2864	18	129.2
UTEP	166	321	11	51.7	2486	19	129.4
UAB	204	384	9	53.1	2772	24	129.7
UTSA	217	377	9	57.6	2754	18	129.9
Rice	226	414	9	54.6	3034	27	133.3
Middle Tennessee	259	422	13	61.4	3236	26	140.0
Southern Miss	231	363	7	63.6	2821	23	146.0
WKU	267	420	13	63.6	3759	33	158.5
Old Dominion	229	334	5	68.6	2756	26	160.6

TOTAL DEFENSE	R	P	PYS	YDS	AVG.	TD	YDS/G
Marshall	2243	2756	1056	4999	4.7	36	357.1
Louisiana Tech	1655	3420	1028	5075	4.9	38	362.5
FIU	1925	2440	812	4365	5.4	35	363.8
UTEP	2299	2486	760	4785	6.3	45	368.1
North Texas	1941	2492	809	4433	5.5	41	369.4
UTSA	1689	2754	848	4443	5.2	32	370.2
Rice	1983	3034	874	5017	5.7	46	385.9
UAB	2101	2772	858	4873	5.7	42	406.1
Southern Miss	2596	2821	845	5417	6.4	51	451.4
Old Dominion	2670	2756	886	5426	6.1	56	452.2
Middle Tennessee	2191	3236	927	5427	5.9	45	452.2
Florida Atlantic	2665	2864	887	5529	6.2	52	460.8
WKU	2870	3759	996	6629	6.7	66	509.9

SCORING DEFENSE	TD	FG	XPT	2XP	DXP	SAF	PTS	Avg/G
Marshall	36	15	31	1	0	0	294	21.0
Louisiana Tech	41	21	37	0	0	0	346	24.7
FIU	37	12	36	0	0	2	298	24.8
UTSA	36	20	33	1	0	0	311	25.9
UTEP	49	8	47	0	0	0	365	28.1
Rice	48	12	46	0	0	0	370	28.5
North Texas	48	8	46	0	0	0	358	29.8
UAB	49	8	41	0	0	0	359	29.9
Middle Tennessee	48	15	43	0	0	1	378	31.5
Florida Atlantic	53	14	53	0	0	0	413	34.4
Southern Miss	56	12	53	0	0	0	425	35.4
Old Dominion	61	9	59	2	0	0	456	38.0
WKU	70	11	66	0	0	0	519	39.9

PENALTIES	G	No	Yds	Avg./G
Old Dominion	12	44	439	36.6
Florida Atlantic	12	51	474	39.5
UTEP	13	65	514	39.5
Louisiana Tech	14	69	555	39.6
North Texas	12	63	603	50.2
Rice	13	77	702	54.0
FIU	12	84	673	56.1
UAB	12	77	674	56.2
WKU	13	76	743	57.2
Middle Tennessee	12	78	690	57.5
Southern Miss	12	77	731	60.9
UTSA	12	85	789	65.8
Marshall	14	119	1124	80.3



2014 SCHEDULES/RESULTS

FIU (4-8, 3-5 C-USA)

A30	BETHUNE-COOKMAN (ASN)	L	12-14	0-1
S6	WAGNER	W	34-3	1-1
S13	PITTSBURGH (FS1)	L	25-42	1-2
S20	LOUISVILLE (FS1)	L	3-34	1-3
S27	at UAB (ASN)	W	34-20	2-3
O2	FLORIDA ATLANTIC (FSN)	W	38-10	3-3
O11	at UTSA (FCS)	L	13-16	3-4
O18	(24) MARSHALL (ASN)	L	13-45	3-5
N1	RICE (ASN)	L	17-31	3-6
N8	at Old Dominion (ASN)	L	35-38	3-7
N15	MIDDLE TENNESSEE (ASN)	W	38-28	4-7
N22	at North Texas (ASN)	L	14-17	4-8

FLORIDA ATLANTIC (3-9, 2-6 C-USA)

A30	at (22) Nebraska (BTN)	L	7-55	0-1
S6	at Alabama (SEC Network)	L	0-41	0-2
S13	TULSA (FCS)	W	50-21	1-2
S20	at Wyoming (Mtn. West Net)	L	19-20	1-3
S27	UTSA	W	41-37	2-3
O2	at FIU (FSN)	L	10-38	2-4
O18	WKU (ASN)	W	45-38	3-4
O25	at (22) Marshall (FS1)	L	16-35	3-5
N1	UAB (ASN)	L	28-31	3-6
N8	at North Texas (FCS)	L	10-31	3-7
N22	at Middle Tennessee (ASN)	L	34-35	3-8
N29	OLD DOMINION (ASN)	L	28-31	3-9

MARSHALL (13-1, 7-1 C-USA)

A30	at Miami (Ohio) (ESPN3)	W	42-27	1-0
S6	RHODE ISLAND (ASN)	W	48-7	2-0
S13	OHIO (CBSSN)	W	44-14	3-0
S20	at Akron (ESPN3)	W	48-17	4-0
O4	at Old Dominion (FSN)	W	56-14	5-0
O11	MIDDLE TENNESSEE (FSN)	W	49-24	6-0
O18	at FIU (ASN)	W	45-13	7-0
O25	FLORIDA ATLANTIC (FS1)	W	35-16	8-0
N8	at Southern Miss (ASN)	W	63-17	9-0
N15	RICE (FSN)	W	41-14	10-0
N22	at UAB (WVAH)	W	23-18	11-0
N28	WKU (FS1)	L	66-67 (OT)	11-1
D6	LA TECH (C-USA Champ.) (ESPN 2)	W	26-23	12-1
D23	vs. Northern Illinois (Boca Raton Bowl)	W	52-23	13-1

MIDDLE TENNESSEE (6-6, 5-3 C-USA)

A30	SAVANNAH STATE	W	61-7	1-0
S6	at Minnesota (Big Ten Network)	L	24-35	1-1
S13	WKU (WUXP)	W	50-47 (3OT)	2-1
S20	at Memphis (ESPN3)	L	17-36	2-2
S26	at Old Dominion (FS1)	W	41-28	3-2
O4	SOUTHERN MISS (ASN)	W	37-31	4-2
O11	at Marshall (FSN)	L	24-49	4-3
O18	UAB (FCS)	W	34-22	5-3
N1	BYU (CBSSN)	L	7-27	5-4
N15	at FIU (ASN)	L	28-38	5-5
N22	FLORIDA ATLANTIC (ASN)	W	35-34	6-5
N29	at UTEP (ASN)	L	21-24	6-6

OLD DOMINION (6-6, 4-4 C-USA)

A30	HAMPTON (ASN)	W	41-28	1-0
S6	at NC State (ESPN3)	L	34-46	1-1
S13	EASTERN MICHIGAN	W	17-3	2-1
S20	at Rice (FSN)	W	45-42	3-1
S26	MIDDLE TENNESSEE (FS1)	L	28-41	3-2
O4	MARSHALL (FSN)	L	14-56	3-3
O11	at UTEP	L	35-42	3-4
O25	at WKU	L	51-66	3-5
N1	at Vanderbilt (ESPN U)	L	28-42	3-6
N8	FIU (ASN)	W	38-35	4-6
N22	LOUISIANA TECH (FCS)	W	30-27 (OT)	5-6
N29	at Florida Atlantic (ASN)	W	31-28	6-6

UAB (6-6, 4-4 C-USA)

A30	TROY (FCS)	W	48-10	1-0
S6	at Mississippi State (FSN)	L	34-47	1-1
S13	ALABAMA A&M (ASN)	W	41-14	2-1
S27	FIU (ASN)	L	20-34	2-2
O4	at WKU	W	42-39	3-2
O11	NORTH TEXAS (ASN)	W	56-21	4-2
O18	at Middle Tennessee (FCS)	L	22-34	4-3
O25	at Arkansas (SEC Network)	L	17-45	4-4
N1	at Florida Atlantic (ASN)	W	31-28	5-4
N8	LOUISIANA TECH (ASN)	L	24-40	5-5
N22	(18) MARSHALL (WVAH)	L	18-23	5-6
N29	at Southern Miss (ASN)	W	45-24	6-6

LOUISIANA TECH (9-5, 7-1 C-USA)

A30	at (3) Oklahoma (FS Okla. PPV)	L	16-48	0-1
S6	at Louisiana-Lafayette (ESPN3)	W	48-20	1-1
S11	at North Texas (CBSSN)	W	42-21	2-1
S20	NORTHWESTERN STATE	L	27-30	2-2
S27	at (5) Auburn (SEC Network)	L	17-45	2-3
O4	UTEP	W	55-3	3-3
O18	UTSA	W	27-20	4-3
O25	at Southern Miss (ASN)	W	31-20	5-3
N1	WKU (FSN)	W	59-10	6-3
N8	at UAB (ASN)	W	40-24	7-3
N22	at Old Dominion (FCS)	L	27-30	7-4
N29	RICE (CBSSN)	W	76-31	8-4
D6	at Marshall (C-USA Champ.) (ESPN 2)	L	23-26	8-5
D26	vs. Illinois (Heart of Dallas Bowl)	W	35-18	9-5

NORTH TEXAS (4-8, 2-6 C-USA)

A30	at (24) Texas (LHN)	L	7-38	0-1
S6	SMU (FSN)	W	43-6	1-1
S11	LOUISIANA TECH (CBSSN)	L	21-42	1-2
S20	NICHOLLS STATE (ASN)	W	77-3	2-2
O4	at Indiana (BTN)	L	24-49	2-3
O11	at UAB (ASN)	L	21-56	2-4
O18	SOUTHERN MISS (ASN)	L	20-30	2-5
O25	at Rice (FSN)	L	21-41	2-6
N8	FLORIDA ATLANTIC (FCS)	W	31-10	3-6
N15	at UTEP (FS1)	L	17-35	3-7
N22	FIU (ASN)	W	17-14	4-7
N29	at UTSA (FSN)	L	27-34	4-8

RICE (8-5, 5-3 C-USA)

A30	at (17) Notre Dame (NBC)	L	17-48	0-1
S13	at (7) Texas A&M (ESPN2)	L	10-38	0-2
S20	OLD DOMINION (FSN)	L	42-45	0-3
S27	at Southern Miss (FCS)	W	41-23	1-3
O4	HAWAII (ASN)	W	28-14	2-3
O11	at Army (CBSSN)	W	41-21	3-3
O25	NORTH TEXAS (FSN)	W	41-21	4-3
N1	at FIU (ASN)	W	31-17	5-3
N8	UTSA (FSN)	W	17-7	6-3
N15	at (21) Marshall (FSN)	L	14-41	6-4
N21	UTEP (FS1)	W	31-13	7-4
N29	at Louisiana Tech (CBSSN)	L	31-76	7-5
D24	vs. Fresno State (Hawaii Bowl)	W	30-6	8-5

SOUTHERN MISS (3-9, 1-7 C-USA)

A30	at Mississippi State (SEC Net)	L	0-49	0-1
S6	ALCORN STATE	W	26-20	1-1
S13	at Alabama (ESPN 2)	L	12-52	1-2
S20	APPALACHIAN STATE (ASN)	W	21-20	2-2
S27	RICE (FCS)	L	23-41	2-3
O4	at Middle Tennessee (ASN)	L	31-37	2-4
O18	at North Texas (ASN)	W	30-20	3-4
O25	LOUISIANA TECH (ASN)	L	20-35	3-5
N1	at UTEP (FCS)	L	14-35	3-6
N8	(22) MARSHALL (ASN)	L	17-63	3-7
N13	at UTSA (CBSSN)	L	10-12	3-8
N29	UAB (ASN)	L	24-45	3-9

UTEP (7-6, 5-3 C-USA)

A30	at New Mexico	W	31-24	1-0
S6	TEXAS TECH (FS1)	L	26-30	1-1
S13	NEW MEXICO STATE (ASN)	W	42-24	2-1
S27	at (25) Kansas State (FSN)	L	28-58	2-2
O4	at Louisiana Tech (FCS)	L	3-55	2-3
O11	OLD DOMINION (ASN)	W	42-35	3-3
O25	at UTSA (ASN)	W	34-0	4-3
N1	SOUTHERN MISS (FCS)	W	35-14	5-3
N8	at WKU	L	27-35	5-4
N15	NORTH TEXAS (FS1)	W	35-17	6-4
N21	at Rice (FS1)	L	13-31	6-5
N29	MIDDLE TENNESSEE (ASN)	W	24-21	7-5
D20	vs. Utah St. (Gildan New Mexico Bowl)	L	6-21	7-6

UTSA (4-8, 3-5 C-USA)

A29	at Houston (ESPN U)	W	27-7	1-0
S4	ARIZONA (FS1)	L	23-26	1-1
S13	at Oklahoma State (FSN)	L	13-43	1-2
S27	at Florida Atlantic (KMYS)	L	37-41	1-3
O4	NEW MEXICO (ASN)	L	9-21	1-4
O11	FIU (FCS)	W	16-13	2-4
O18	at Louisiana Tech (FSN)	L	20-27	2-5
O25	UTEP (ASN)	L	0-34	2-6
N8	at Rice (FSN)	L	7-17	2-7
N13	SOUTHERN MISS (CBSSN)	W	12-10	3-7
N22	at WKU (FSN)	L	7-45	3-8
N29	NORTH TEXAS (FSN)	W	34-27	4-8



OPPONENTS



VANDERBILT
COMMODORES
9-3 | NASHVILLE, TENN.

Quick Facts

Location: Nashville, Tenn.
Colors: Black and Gold
Stadium: Vanderbilt Stadium
Conference: SEC
Head Coach: Derek Mason
Career Record/at Vandy: 3-9/Same
Series: Vanderbilt leads 3-0
At Nashville, Tenn.: 0-3
Last Meeting: L, 0-12 on 10/1/38
2014 Overall Record: 3-9
2014 Conf. Record/Finish: 0-8/7th East
2014 Bowl/Final Rank: None/NR
Lettermen Ret./Lost: 52/21
Starters Ret./Lost: 20/4

Media Info

Media Contact: Larry Leathers
Phone: 615-322-4121
Email: larry.leathers@vanderbilt.edu
Web Site: www.vucommodes.com

2015 Schedule

Sept. 3	WKU
Sept. 12	Georgia
Sept. 19	Austin Peay
Sept. 26	at Ole Miss
Oct. 3	at Middle Tennessee
Oct. 17	at South Carolina
Oct. 24	Missouri
Oct. 31	at Houston
Nov. 7	at Florida
Nov. 14	Kentucky
Nov. 21	Texas A&M
Nov. 28	at Tennessee

LA TECH
BULLDOGS
9-10 | BOWLING GREEN, KY.

Quick Facts

Location: Ruston, La.
Colors: Blue and Red
Stadium: Joe Aillet Stadium
Conference: Conference USA
Head Coach: Skip Holtz
Career Record/at LA Tech: 101-84/13-13
Series: LA Tech leads 3-1
At Bowling Green.: WKU leads 1-0
Last Meeting: L, 10-59 on 11/1/14
2014 Overall Record: 9-5
2014 Conf. Record/Finish: 7-1/1st-West
2014 Bowl/Final Rank: Heart of Dallas Bowl (W, 35-18 vs. Illinois)/NR
Lettermen Ret./Lost: 43/23
Starters Ret./Lost: 14/11

Media Info

Media Contact: Patrick Walsh
Phone: 318-257-5305
Email: pwalsh@latech.edu
Web Site: www.LATechSports.com

2015 Schedule

Sept. 5	Southern
Sept. 10	at WKU
Sept. 19	at Kansas State
Sept. 26	FIU
Oct. 3	Louisiana-Lafayette
Oct. 10	at UTSA
Oct. 17	at Mississippi State
Oct. 24	Middle Tennessee
Oct. 30	at Rice
Nov. 7	North Texas
Nov. 21	at UTEP
Nov. 28	Southern Miss

INDIANA
HOOSIERS
9-19 | BLOOMINGTON, IND.

Quick Facts

Location: Bloomington, Ind.
Colors: Cream and Crimson
Stadium: Memorial Stadium
Conference: Big Ten
Head Coach: Kevin Wilson
Career Record/at IU: 14-34/Same
Series: IU leads 2-0
At Bloomington: IU leads 1-0
Last Meeting: L, 21-38 on 9/18/2010
2014 Overall Record: 4-8
2014 Conf. Record/Finish: 1-7/7th East
2014 Bowl/Final Rank: None/NR
Lettermen Ret./Lost: 51/24
Starters Ret./Lost: 14/10

Media Info

Media Contact: Jeff Keag
Phone: 812-855-6209
Email: jkeag@indiana.edu
Web Site: www.iuhoosiers.com

2015 Schedule

Sept. 5	Southern Illinois
Sept. 12	FIU
Sept. 19	WKU
Sept. 26	at Wake Forest
Oct. 3	Ohio State
Oct. 10	at Penn State
Oct. 17	Rutgers
Oct. 24	at Michigan State
Nov. 7	Iowa
Nov. 14	Michigan
Nov. 21	at Maryland
Nov. 28	at Purdue



MIAMI (OHIO)
REDHAWKS
9-26 | BOWLING GREEN, KY.

Quick Facts
Location: Oxford, Ohio
Colors: Red and White
Stadium: Yager Stadium
Conference: Mid-American
Head Coach: Chuck Martin
Career Record/at Miami: 76-17/2-10
Series: Never met
At Bowling Green: Never met
Last Meeting: Never met
2014 Overall Record: 2-10
2014 Conf. Record/Finish: 2-6/6th East
2014 Bowl/Final Rank: None/NR
Lettermen Ret./Lost: 39/13
Starters Ret./Lost: 15/10

Media Info
Media Contact: Dave Meyer
Phone: 513-529-4329
Email: meyerd@miamioh.edu
Web Site: www.muredhawks.com

2015 Schedule

Sept. 5	Presbyterian
Sept. 12	at Wisconsin
Sept. 19	Cincinnati
Sept. 26	at WKU
Oct. 3	at Kent State
Oct. 10	at Ohio
Oct. 17	Northern Illinois
Oct. 24	at Western Michigan
Oct. 29	Buffalo
Nov. 7	Eastern Michigan
Nov. 14	Akron
Nov. 21	at UMass

RICE
OWLS
10-3 | HOUSTON, TEXAS

Quick Facts
Location: Houston, Texas
Colors: Blue and Gray
Stadium: Rice Stadium
Conference: Conference USA
Head Coach: David Bailliff
Career Record/at Rice: 69-68/48-53
Series: Never met
At Houston: Never met
Last Meeting: Never met
2014 Overall Record: 8-5
2014 Conf. Record/Finish: 5-3/2nd West
2014 Bowl/Final Rank: Hawai'i Bowl (W, 30-6 vs. Fresno State)/NR
Lettermen Ret./Lost: 44/21
Starters Ret./Lost: 11/13

Media Info
Media Contact: Chuck Pool
Phone: 713-348-5775
Email: cpool@rice.edu
Web Site: www.riceowls.com

2015 Schedule

Sept. 5	Wagner
Sept. 12	at Texas
Sept. 19	at North Texas
Sept. 26	at Baylor
Oct. 3	WKU
Oct. 10	at Florida Atlantic
Oct. 24	Army
Oct. 30	LA Tech
Nov. 6	at UTEP
Nov. 14	Southern Miss
Nov. 21	at UTSA
Nov. 28	vs. Charlotte

MIDDLE TENNESSEE
BLUE RAIDERS
10-10 | BOWLING GREEN, KY.

Quick Facts
Location: Murfreesboro, Tenn.
Colors: Royal Blue and White
Stadium: Johnny "Red" Floyd Stadium
Conference: Conference USA
Head Coach: Rick Stockstill
Career Record/at MTSU: 57-55/Same
Series: MTSU leads 34-29-1
At Bowling Green: WKU leads 17-15
Last Meeting: L, 47-50 on 9/13/14
2014 Overall Record: 6-6
2014 Conf. Record/Finish: 5-3/2nd East
2014 Bowl/Final Rank: None/NR
Lettermen Ret./Lost: 45/21
Starters Ret./Lost: 19/6

Media Info
Media Contact: Mark Owens
Phone: 615-898-2450
Email: owens@goblueraiders.com
Web Site: www.GoBlueRaiders.com

2015 Schedule

Sept. 5	Jackson State
Sept. 12	at Alabama
Sept. 19	Charlotte
Sept. 26	at Illinois
Oct. 3	Vanderbilt
Oct. 10	at WKU
Oct. 17	FIU
Oct. 24	at LA Tech
Nov. 7	Marshall
Nov. 14	at FAU
Nov. 21	North Texas
Nov. 28	at UTSA

**NORTH TEXAS**

MEAN GREEN

10-15 | DENTON, TEXAS**Quick Facts****Location:** Denton, Texas**Colors:** Green and White**Stadium:** Apogee Stadium**Conference:** Conference USA**Head Coach:** Dan McCarney**Career Record/at NT:** 78-112/22-27**Series:** North Texas leads 4-2**At Denton:** North Texas leads 2-1**Last Meeting:** W, 25-24 on 11/24/12**2014 Overall Record:** 4-8**2014 Conf. Record/Finish:** 2-6/5th West**2014 Bowl/Final Rank:** None/NR**Lettermen Ret./Lost:** 37/20**Starters Ret./Lost:** 12/10**Media Info****Media Contact:** Eric Capper**Phone:** 940-565-2576**Email:** eric.capper@unt.edu**Web Site:** www.meangreensports.com**2015 Schedule**

Sept. 12 at SMU
Sept. 19 Rice
Sept. 26 at Iowa
Oct. 3 at Southern Miss
Oct. 10 Portland State
Oct. 15 WKU
Oct. 24 at Marshall
Oct. 31 UTSA
Nov. 7 at LA Tech
Nov. 14 at Tennessee
Nov. 21 at Middle Tennessee
Nov. 28 UTEP

LSU

TIGERS

10-24 | BATON ROUGE, LA.**Quick Facts****Location:** Baton Rouge, La.**Colors:** Purple and Gold**Stadium:** Tiger Stadium**Conference:** SEC**Head Coach:** Les Miles**Career Record/at LSU:** 131-50/103-29**Series:** LSU leads 1-0**At Baton Rouge:** LSU leads 1-0**Last Meeting:** L, 9-42 on 11/12/11**2014 Overall Record:** 8-5**2014 Conf. Record/Finish:** 4-4/5th-West**2014 Bowl/Final Rank:** Music City**Bowl (L, 28-31 vs. Notre Dame)/NR****Lettermen Ret./Lost:** 46/20**Starters Ret./Lost:** 20/8**Media Info****Media Contact:** Michael Bonnette**Phone:** 225-578-8226**Email:** mbonnet@lsu.edu**Web Site:** www.lsusports.net**2015 Schedule**

Sept. 5 McNeese State
Sept. 12 at Mississippi State
Sept. 19 Auburn
Sept. 26 at Syracuse
Oct. 3 Eastern Michigan
Oct. 10 at South Carolina
Oct. 17 Florida
Oct. 24 WKU
Nov. 7 at Alabama
Nov. 14 Arkansas
Nov. 21 at Ole Miss
Nov. 28 Texas A&M

OLD DOMINION

MONARCHS

10-31 | NORFOLK, VA.**Quick Facts****Location:** Norfolk, Va.**Colors:** Slate Blue, Silver and Light Blue**Stadium:** Foreman Field at S.B. Ballard**Stadium****Conference:** Conference USA**Head Coach:** Bobby Wilder**Career Record/at ODU:** 52-20/Same**Series:** WKU leads 1-0**At Norfolk:** Never met**Last Meeting:** W, 66-51 on 10/25/14**2014 Overall Record:** 6-6**2014 Conf. Record/Finish:** 4-4/T3rd East**2014 Bowl/Final Rank:** None/NR**Lettermen Ret./Lost:** 36/16**Starters Ret./Lost:** 15/9**Media Info****Media Contact:** Eric Bohannon**Phone:** 757-683-3374**Email:** ebohanno@odu.edu**Web Site:** www.ODUSports.com**2015 Schedule**

Sept. 5 at Eastern Michigan
Sept. 12 Norfolk State
Sept. 19 North Carolina State
Sept. 26 Appalachian State
Oct. 3 at Marshall
Oct. 7 Charlotte
Oct. 24 at FIU
Oct. 31 WKU
Nov. 7 at UTSA
Nov. 14 UTEP
Nov. 21 at Southern Miss
Nov. 28 Florida Atlantic



FLORIDA ATLANTIC
OWLS
11-7 | BOWLING GREEN, KY.

Quick Facts
Location: Boca Raton, Fla.
Colors: Blue and Red
Stadium: FAU Stadium
Conference: Conference USA
Head Coach: Charlie Partridge
Career Record/at FAU: 3-9/Same
Series: FAU leads 5-1
At Bowling Green: FAU leads 3-0
Last Meeting: L, 38-45, 10/18/14
2014 Overall Record: 3-9
2014 Conf. Record/Finish: 2-6/7th- East
2014 Bowl/Final Rank: None/NR
Lettermen Ret./Lost: 32/20
Starters Ret./Lost: 14/13

Media Info
Media Contact: Katrina McCormack
Phone: 561-297-3163
Email: kmccormi@fau.edu
Web Site: www.FAUSports.com

2015 Schedule

Sept. 5	at Tulsa
Sept. 11	Miami (Fla.)
Sept. 19	Buffalo
Sept. 26	at Charlotte
Oct. 10	Rice
Oct. 17	Marshall
Oct. 24	at UTEP
Oct. 31	FIU
Nov. 7	at WKU
Nov. 14	Middle Tennessee
Nov. 21	at Florida
Nov. 28	at Old Dominion

FIU
PANTHERS
11-21 | MIAMI, FLA.

Quick Facts
Location: Miami, Fla.
Colors: Blue and Gold
Stadium: FIU Stadium
Conference: Conference USA
Head Coach: Ron Turner
Career Record/at FIU: 47-80/5-19
Series: Series tied at 4-4
At Miami. : FIU leads 3-2
Last Meeting: W, 14-6, 10/27/12
2014 Overall Record: 4-8
2014 Conf. Record/Finish: 3-5/6th East
2014 Bowl/Final Rank: None/NR
Lettermen Ret./Lost: 49/24
Starters Ret./Lost: 19/7

Media Info
Media Contact: Paul Dodson
Phone: 303-348-3164
Email: pdodson@fiu.edu
Web Site: www.FIUSports.com

2015 Schedule

Sept. 3	at UCF
Sept. 12	at Indiana
Sept. 19	North Carolina Central
Sept. 26	at LA Tech
Oct. 3	at UMass
Oct. 10	UTEP
Oct. 17	at Middle Tennessee
Oct. 24	Old Dominion
Oct. 31	at Florida Atlantic
Nov. 7	Charlotte
Nov. 14	at Marshall
Nov. 21	WKU

MARSHALL
THUNDERING HERD
11-27 | BOWLING GREEN, KY.

Quick Facts
Location: Huntington, W.Va.
Colors: Green and White
Stadium: Joan C. Edwards Stadium
Conference: Conference USA
Head Coach: Doc Holliday
Career Record/at Marshall: 40-25/Same
Series: Marshall leads 4-2
At Bowling Green: Series tied at 1-1
Last Meeting: W, 67-66 (OT), 11/28/14
2014 Overall Record: 13-1
2014 Conf. Record/Finish: 7-1/1st-East
2014 Bowl/Final Rank: Boca Raton Bowl (W, 52-23 vs. NIU/No. 23
Lettermen Ret./Lost: 67/15
Starters Ret./Lost: 13/9

Media Info
Media Contact: Jason Corriher
Phone: 304-696-4660
Email: corriher@marshall.edu
Web Site: www.HerdZone.com

2015 Schedule

Sept. 6	Purdue
Sept. 12	at Ohio
Sept. 19	Norfolk State
Sept. 26	at Kent State
Oct. 3	Old Dominion
Oct. 9	Southern Miss
Oct. 17	at Florida Atlantic
Oct. 24	North Texas
Oct. 31	at Charlotte
Nov. 7	at Middle Tennessee
Nov. 14	FIU
Nov. 27	at WKU

**Vanderbilt**

Vanderbilt leads 0-3



9/28/1931	Nashville, Tenn.	L	6-52
10/8/1932	Nashville, Tenn.	L	0-26
10/1/1938	Nashville, Tenn.	L	0-12

Record in Bowling Green: 0-0**Record in Nashville:** 0-3**LA Tech**

LA Tech leads 1-3



10/7/1939	Bowling Green, Ky.	W	20-7
10/11/1940	Ruston, La.	L	6-7
12/15/1973	Sacramento, Calif.	L	0-34
<i>(NCAA Division II Finals, Camellia Bowl)</i>			
11/1/2014	Ruston, La.	L	10-59

Record in Bowling Green: 1-0**Record in Ruston:** 0-2**Record in Neutral Site:** 0-1**Indiana**

Indiana leads 0-2



8/30/2008	Bloomington, Ind.	L	13-31
9/18/2010	Bowling Green, Ky.	L	21-38

Record in Bowling Green: 0-1**Record in Bloomington:** 0-1**Middle Tennessee**

Middle Tennessee leads 29-34-1



10/10/1914	Murfreesboro, Tenn.	L	0-47
11/12/1915	Bowling Green, Ky.	L	0-47
11/11/1921	Murfreesboro, Tenn.	L	7-13
10/6/1922	Bowling Green, Ky.	W	31-6
10/18/1924	Murfreesboro, Tenn.	W	44-0
10/17/1925	Murfreesboro, Tenn.	T	7-7
10/20/1928	Murfreesboro, Tenn.	W	19-0
9/28/1929	Bowling Green, Ky.	W	19-0
10/18/1930	Bowling Green, Ky.	W	13-7
10/17/1931	Bowling Green, Ky.	W	12-0
10/15/1932	Murfreesboro, Tenn.	W	21-7
9/30/1933	Bowling Green, Ky.	W	32-0

10/26/1934	Murfreesboro, Tenn.	W	14-0
10/25/1935	Murfreesboro, Tenn.	L	0-7
10/17/1936	Bowling Green, Ky.	L	0-9
10/28/1939	Bowling Green, Ky.	W	26-2
10/26/1940	Bowling Green, Ky.	W	13-0
10/3/1941	Murfreesboro, Tenn.	W	15-7
9/20/1952	Bowling Green, Ky.	W	33-19
9/19/1953	Murfreesboro, Tenn.	L	0-13
10/2/1954	Bowling Green, Ky.	W	7-6
10/1/1955	Murfreesboro, Tenn.	L	13-25
9/29/1956	Bowling Green, Ky.	L	6-7
10/5/1957	Murfreesboro, Tenn.	L	7-26
10/4/1958	Bowling Green, Ky.	L	7-10
10/3/1959	Murfreesboro, Tenn.	L	2-37
10/1/1960	Bowling Green, Ky.	W	20-13
9/30/1961	Murfreesboro, Tenn.	L	6-14
9/29/1962	Bowling Green, Ky.	L	0-17
10/5/1963	Murfreesboro, Tenn.	W	16-6
10/3/1964	Bowling Green, Ky.	L	0-9
10/2/1965	Murfreesboro, Tenn.	L	0-21
10/1/1966	Bowling Green, Ky.	L	9-33
11/4/1967	Murfreesboro, Tenn.	L	14-16
11/9/1968	Bowling Green, Ky.	W	43-2
11/8/1969	Murfreesboro, Tenn.	W	28-14
11/7/1970	Bowling Green, Ky.	L	13-17
11/6/1971	Murfreesboro, Tenn.	L	13-27
11/4/1972	Bowling Green, Ky.	L	17-21
11/3/1973	Murfreesboro, Tenn.	W	42-8
11/9/1974	Bowling Green, Ky.	W	36-10
11/8/1975	Murfreesboro, Tenn.	W	24-10
11/6/1976	Bowling Green, Ky.	W	38-7
11/5/1977	Murfreesboro, Tenn.	L	19-21
11/4/1978	Bowling Green, Ky.	W	54-0
11/3/1979	Murfreesboro, Tenn.	W	17-12
11/8/1980	Bowling Green, Ky.	W	30-15
11/14/1981	Murfreesboro, Tenn.	L	17-31
11/6/1982	Bowling Green, Ky.	L	16-31
11/5/1983	Murfreesboro, Tenn.	L	7-26
11/3/1984	Bowling Green, Ky.	L	24-45
11/9/1985	Murfreesboro, Tenn.	L	9-14
9/26/1987	Bowling Green, Ky.	W	28-16
9/17/1988	Murfreesboro, Tenn.	L	10-13
9/16/1989	Bowling Green, Ky.	W	31-16
9/22/1990	Murfreesboro, Tenn.	L	7-20
10/5/1991	Bowling Green, Ky.	L	21-23
9/20/2007	Murfreesboro, Tenn.	W	20-17
11/15/2008	Bowling Green, Ky.	L	10-21
10/24/2009	Murfreesboro, Tenn.	L	24-62
11/20/2010	Bowling Green, Ky.	L	26-27
10/6/2011	Murfreesboro, Tenn.	W	36-33 (2OT)
11/1/2012	Bowling Green, Ky.	L	29-34
9/13/2014	Murfreesboro, Tenn.	L	47-50 (3OT)

Record in Bowling Green: 17-15**Record in Murfreesboro:** 12-19-1



North Texas

North Texas leads 2-4



11/24/2007	Denton, Texas	L	26-27
11/1/2008	Bowling Green, Ky.	L	40-51
10/31/2009	Denton, Texas	L	49-68
10/30/2010	Bowling Green, Ky.	L	6-33
11/19/2011	Denton, Texas	W	31-21
11/24/2012	Bowling Green, Ky.	W	25-24

Record in Bowling Green: 1-2

Record in Denton: 1-2

LSU

LSU leads 0-1



11/12/2011	Baton Rouge, La.	L	9-42
------------	------------------	---	------

Record in Bowling Green: 0-0

Record in Baton Rouge: 0-1

Old Dominion

WKU leads 1-0



10/25/2014	Bowling Green, Ky.	W	66-51
------------	--------------------	---	-------

Record in Bowling Green: 1-0

Record in Norfolk: 0-0

Florida Atlantic

FAU leads 1-5



10/18/2008	Bowling Green, Ky.	L	20-24
11/28/2009	Boca Raton, Fla.	L	23-29
11/6/2010	Bowling Green, Ky.	L	16-17
10/15/2011	Boca Raton, Fla.	W	20-0
11/10/2012	Bowling Green, Ky.	L	28-37
10/18/2014	Boca Raton, Fla.	L	38-45

Record in Bowling Green: 0-3

Record in Boca Raton: 1-2

FIU

Series tied 4-4



10/12/2002	Bowling Green, Ky.	W	56-7
11/20/2004	Miami, Fla.	W	35-14
11/19/2005	Miami, Fla.	L	35-38
12/6/2008	Miami, Fla.	L	3-27
10/10/2009	Bowling Green, Ky.	L	20-37
10/9/2010	Miami, Fla.	L	21-28
11/6/2011	Bowling Green, Ky.	W	10-9
10/27/2012	Miami, Fla.	W	14-6

Record in Bowling Green: 2-1

Record in Miami: 2-3

Marshall

Marshall leads 2-4



10/18/1941	Huntington, W. Va.	L	7-34
10/3/1942	Bowling Green, Ky.	W	19-13
10/7/1950	Bowling Green, Ky.	L	13-47
10/6/1951	Huntington, W. Va.	L	21-35
9/28/1996	Huntington, W. Va.	L	3-37
11/28/2014	Huntington, W. Va.	W	67-66 (OT)

Record in Bowling Green: 1-1

Record in Huntington: 1-3

FIRST TIME OPPONENTS IN 2015















Miami (Ohio)



Rice



	Sept. 5	Sept. 12	Sept. 19	Sept. 26	Oct. 3	Oct. 10	Oct. 17	Oct. 24	Oct. 31	Nov. 7	Nov. 14	Nov. 21	Nov. 28
	WKU (Sept. 3)	Georgia	Austin Peay	at Ole Miss	at Middle Tennessee	BYE	at South Carolina	Mizzou	at Houston	at Florida	Kentucky	Texas A&M	at Tennessee
	Southern	at WKU (Sept. 10)	at Kansas St.	FIU	Louisiana-Lafayette	at UTSA	at Mississippi State	Middle Tennessee	at Rice (Oct. 30)	North Texas	BYE	at UTEP	Southern Miss
	Southern Illinois	FIU	WKU	at Wake Forest	Ohio State	at Penn State	Rutgers	at Michigan State	BYE	Iowa	Michigan	at Maryland	at Purdue
	Presbyterian	at Wisconsin	Cincinnati	at WKU	at Kent State	at Ohio	Northern Illinois	at Western Michigan	Buffalo (Oct. 29)	Eastern Michigan	Akron	UMass	BYE
	Wagner	at Texas	at North Texas	at Baylor	WKU	at Florida Atlantic	BYE	Army	LA Tech (Oct. 30)	at UTEP (Nov. 6)	Southern Miss	at UTSA	Charlotte
	Jackson State	at Alabama	Charlotte	at Illinois	Vanderbilt	at WKU	FIU	at LA Tech	BYE	Marshall	at Florida Atlantic	North Texas	at UTSA
	BYE	at SMU	Rice	at Iowa	at Southern Miss	Portland State	WKU (Oct. 15)	at Marshall	UTSA	at LA Tech	at Tennessee	at Middle Tennessee	UTEP
	McNeese State	at Mississippi State	Auburn	at Syracuse	Eastern Michigan	at South Carolina	Florida	WKU	BYE	at Alabama	Arkansas	at Ole Miss	Texas A&M
	at Eastern Michigan	Norfolk State	NC State	App. State	at Marshall	BYE	Charlotte	at FIU	WKU	at UTSA	UTEP	at Southern Miss	Florida Atlantic
	at Tulsa	Miami (Fla.)	Buffalo	at Charlotte	BYE	Rice	Marshall	at UTEP	FIU	at WKU	Middle Tennessee	at Florida	at Old Dominion
	at UCF (Sept. 3)	at Indiana	N.C. Central	at LA Tech	at UMass	UTEP	at Middle Tennessee	Old Dominion	at Florida Atlantic	Charlotte	at Marshall	WKU	BYE
	Purdue	at Ohio	Norfolk State	at Kent State	Old Dominion	Southern Miss (Oct. 9)	at Florida Atlantic	North Texas	at Charlotte	at Middle Tennessee	FIU	BYE	at WKU (Nov. 27)



Leon Allen



Maurice Bennett



Dejon Brown



Ge'Monee Brown



Forrest Coleman



Jared Dangerfield



Brandon Doughty



George Fant



Tim Gorski



Antwane Grant



Tyler Higbee



Nick Holt



**Prince Charles
Iworah**



Jontavious Morris



Nick Newton



Gavin Rocker



Garrett Schwettman



Devin Scott



Bryan Shorter



Wonderful Terry



DeVante Thomas

2015 HILLTOPPER SENIORS



2015 SCHEDULE

SEPTEMBER 3	AT VANDERBILT	NASHVILLE, TENN.
SEPTEMBER 10	LA TECH	BOWLING GREEN
SEPTEMBER 19	AT INDIANA	BLOOMINGTON, IND.
SEPTEMBER 26	MIAMI (OHIO)	BOWLING GREEN
OCTOBER 3	AT RICE	HOUSTON, TEXAS
OCTOBER 10	MIDDLE TENNESSEE	BOWLING GREEN
OCTOBER 15	AT NORTH TEXAS	DENTON, TEXAS
OCTOBER 24	AT LSU	BATON ROUGE, LA.
OCTOBER 31	AT OLD DOMINION	NORFOLK, VA.
NOVEMBER 7	FLORIDA ATLANTIC	BOWLING GREEN
NOVEMBER 21	AT FIU	MIAMI, FLA.
NOVEMBER 27	MARSHALL	BOWLING GREEN