

# ALL IN!



YOUR STATE **MASS** YOUR TEAM







# 2013 UMASS FOOTBALL

## Quick Facts

### UNIVERSITY INFORMATION

Location: Amherst, Mass., 01003

Founded: 1863

Enrollment: 27,016

Chancellor: Dr. Kumble Subbaswamy (Bangalore University '69)

Athletic Director: John McCutcheon (Indiana, Pa. '75)

Nickname: Minutemen

Colors: Maroon (PMS 506), White, Cool Grey, Black

Affiliation: NCAA Division FBS

Conference: Mid-American Conference (East Division)

Home Field: Gillette Stadium (68,756, fieldturf & lights)

### ATHLETIC MEDIA RELATIONS INFORMATION

Assistant A.D./Football Contact: John Sinnett (Wake Forest '01)

Media Relations Office Phone: 413-545-2439

Media Relations Fax: 413-545-1556

Sinnett's Office Phone: 413-545-1744

Sinnett's Cell Phone: 413-687-2237

Sinnett's Email address: jsinnett@admin.umass.edu

UMass Website: www.UMassAthletics.com

Twitter: @UMassAthletics, @UMassFootball, @CharleyMolnar

Gillette Stadium Press Box Phone: 508-698-1960

### FOOTBALL COACHING STAFF

Head Coach/Offensive Coordinator: Charley Molnar (Lock Haven '84, 2nd Season)

Assistant Head Coach / Defensive Line: Dave Sollazzo (Citadel '76, 2nd Season)

Offensive Coordinator / Quarterbacks: John Bond (Arkansas '85, 1st Season)

Defensive Coordinator / Linebackers: Phil Elmassian (William & Mary '74, 2nd Season)

Run Game Coordinator / Offensive Line: Dave Johnson (West Virginia '83, 1st Season)

Recruiting Coordinator / Tight Ends: Shane Waldron (Tufts '02, 2nd Season)

Wide Receivers Coach / Pro Liaison: Allen Suber (Bethune Cookman '03, 2nd Season)

Running Backs: Roderick Plummer (Washington State '93, 2nd Season)

Defensive Backs: Greg Burns (Washington State '95, 1st Season)

Special Teams / Linebackers Coach: Ted Daisher (Western Michigan '77, 2nd Season)

Offensive Graduate Assistant: Ryan Gold

Director of Football Operations: Jordan Jarry (Georgetown '04), Third Season

Athletic Trainer: Jennifer Brodeur (Ohio University '91), Seventh Season

Strength & Conditioning: Mike Golden (Central Connecticut State '92, 1st Season)

Video Coordinator: Bill Sisler (James Madison '95), 14th Season

Media Relations: John Sinnett (Wake Forest '01), 10th Season

Equipment Manager: Paul Bys, 18th Season

Administrative Assistant: Joann Chauvin

Football Phone: (413) 545-2026

### 2013 SCHEDULE

| Date     | Opponent                   | Television | Location                                     | Time     |
|----------|----------------------------|------------|--|----------|
| Aug. 31  | at Wisconsin               | BTN        | Madison, Wisc. (Camp Randall Stadium)        | 12:00 PM |
| Sept. 7  | MAINE                      | ESPN3      | FOXBORO, MASS. (GILLETTE STADIUM)            | 2:00 PM  |
| Sept. 14 | at Kansas State            |            | Manhattan Kan. (Bill Snyder Stadium)         | 7:00 PM  |
| Sept. 21 | VANDERBILT                 |            | FOXBORO, MASS. (GILLETTE STADIUM)            | 12:00 PM |
| Sept. 28 | BYE WEEK                   |            |  |          |
| Oct. 5   | at Bowling Green *         |            | Bowling Green, Ohio (Doyt Perry Stadium)     | 3:30 PM  |
| Oct. 12  | MIAMI (OH) *               |            | FOXBORO, MASS. (GILLETTE STADIUM)            | 3:00 PM  |
| Oct. 19  | at Buffalo * TWC           |            | Buffalo, N.Y. (UB Stadium)                   | 3:30 PM  |
| Oct. 26  | WESTERN MICHIGAN *         |            | FOXBORO, MASS. (GILLETTE STADIUM)            | 3:00 PM  |
| Nov. 2   | NORTHERN ILLINOIS * ESPN-R |            | FOXBORO, MASS. (GILLETTE STADIUM)            | 12:00 PM |
| Nov. 9   | BYE WEEK                   |            |  |          |
| Nov. 16  | AKRON *                    |            | FOXBORO, MASS. (GILLETTE STADIUM)            | 1:00 PM  |
| Nov. 23  | at Central Michigan *      |            | Mount Pleasant, Mich. (Kelly/Shorts Stadium) | 1:00 PM  |
| Nov. 29  | at Ohio * ESPN/ESPN3       |            | Athens, Ohio. (Peden Stadium)                | TBA      |

### 2013 TEAM INFORMATION

STARTERS RETURNING (17)

#### Offense (4)

| #  | Name             | Pos. | Cl.   | Ht. | Wt. | 2012 Statistics                |
|----|------------------|------|-------|-----|-----|--------------------------------|
| 11 | Mike Wegzyn      | QB   | So.   | 6-5 | 215 | 1,825 yds, 6 TD, 10 INT, 52.6% |
| 87 | Rob Blanchflower | TE   | R-Sr. | 6-4 | 250 | 43 rec, 464 yds, 2 TD          |
| 70 | Anthony Dima     | OL   | R-Sr. | 6-7 | 302 | 9 GS/20 Career GS              |
| 1  | Tajae Sharpe     | WR   | So.   | 6-2 | 175 | 20 rec, 206 yds                |

#### Defense (7)

| #  | Name               | Pos. | Cl.   | Ht.  | Wt. | 2012 Statistics               |
|----|--------------------|------|-------|------|-----|-------------------------------|
| 17 | Randall Jette      | DB   | R-So. | 5-11 | 175 | 53 Tackles, 2 INT, 4 PBU      |
| 20 | Trey Dudley-Giles  | DB   | So.   | 5-11 | 170 | 43 Tackles, 4 PBU             |
| 21 | Khary Bailey-Smith | DB   | So.   | 6-2  | 190 | 45 Tackles, 2 INT, 2 FR, 1 FF |
| 96 | Kassan Messiah     | LB   | So.   | 6-4  | 215 | 65 Tackles, 3 TFL, 1 Sack     |
| 50 | Jovan Santos-Knox  | LB   | So.   | 6-2  | 235 | 32 Tackles, 4 TFL, 1 FF       |
| 35 | Stanley Andre      | DL   | R-Jr. | 6-2  | 240 | 41 Tackles, 4 TFL, 1 Sack     |
| 93 | Kevin Byrne        | DL   | R-Sr. | 6-3  | 290 | 27 Tackles, 4 TFL, 2 Sacks    |

#### Specialists (6)

| #  | Name               | Pos. | Cl.   | Ht. | Wt. | 2012 Statistics         |
|----|--------------------|------|-------|-----|-----|-------------------------|
| 91 | Colter Johnson     | P    | Sr.   | 6-4 | 200 | 43.8 yd avg, 19 50+ yds |
| 96 | Brendon Levensgood | KO   | R-Sr. | 6-1 | 197 | 60.7 yd avg, 10 TB      |
| 98 | Blake Lucas        | PK   | So.   | 5-8 | 166 | 7-8 FG, 8-9 PAT         |
| 48 | Vance Barton       | LS   | R-Jr. | 6-2 | 236 |                         |
| 41 | Jeff Strait        | H    | R-Sr. | 6-0 | 197 |                         |
| 28 | Jordan Broadnax    | KR   | Jr.   | 5-9 | 175 | 21.1 yd avg, 61 yd long |

#### STARTERS LOST (11)

##### Offense (7)

| #  | Name           | Pos. | 2012 Statistics        |
|----|----------------|------|------------------------|
| 5  | Mike Cox       | RB   | 715 yds, 3.6 avg, 5 TD |
| 36 | Alan Williams  | WR   | 42 Rec, 438 yds, 4 TD  |
| 3  | Deion Walker   | WR   | 59 Rec, 667 yds, 3 TD  |
| 4  | Marken Michel  | WR   | 28 Rec, 229 yds, 0 TD  |
| 74 | Stephan Milhim | OL   | 12 GS/37 Career GS     |
| 72 | Nick Speller   | OL   | 8 GS/30 Career GS      |
| 51 | Quinton Sales  | OL   | 12 GS/27 Career GS     |

##### Defense (4)

| #  | Name           | Pos. | 2012 Statistics                      |
|----|----------------|------|--------------------------------------|
| 44 | Perry McIntyre | LB   | 132 Tackles, 7.5 TFL, 3 Sacks, 4 PBU |
| 27 | Darren Thellen | DB   | 79 Tackles, 3 INT, 3 PBU             |
| 93 | Hafis Williams | DL   | 50 Tackles, 4 TFL, 1 FF              |
| 99 | Chaz Thompson  | DL   | 38 Tackles, 6 TFL, 0.5 Sack          |

##### Specialists (0)

| # | Name | Pos. | 2012 Statistics |
|---|------|------|-----------------|
|   | None |      |                 |

Offense: Spread

Defense: 4-3

2012 Record: 1-11

2012 Conference Record/Finish: 1-7 / 6th (East)

Last Bowl Appearance: 1972 Boardwalk Bowl (W, 35-14)

Letterwinners Returning/Lost: 45/30

Off: 19/18 Def: 21/12 Spec: 6/0

Starters Returning/Lost: 17/11

Off: 4/7 Def: 7/4 Spec: 6/0

All-Time Record: 557-537-51

All-Time MAC Record: 1-11

MAC Championships/Last: N/A

UMass will be eligible for the MAC Championship Game and be Bowl Eligible in 2013 following two-year transition from FCS to FBS status



# 2013 UMASS FOOTBALL

## Interview & Broadcast Information

### INTERVIEWS

- Interviews with head coach Charley Molnar, his staff and UMass players can be set up by contacting **John Sinnett** in the UMass Media Relations Office at (413) 545-1744 or (413) 687-2237. Players and coaches are available in person and for phone interviews Tuesday through Thursday afternoons outside the locker room at McGuirk Alumni Stadium. Arrangements for interviews must be made by 1:00 p.m. the day prior to the interview so that it can be posted for the players and coaches (example: call by 1:00 p.m. Monday for a Tuesday interview). This will include both personal and phone interview requests. A representative from the UMass Media Relations Office will be on hand to assist you. Home phone numbers will not be given out.

### WEEKLY SPORTS LUNCHEON

- Head coach **Charley Molnar** will be in attendance and available to the media at select weekly UMass Sports Luncheon, held each Wednesday at 12:15 p.m., normally in the UMass Campus Center in Room 1009. In addition, the UMass Athlete of the Week and his or her coach will be available to the media. Lunch for the media is provided free of charge. Please contact the UMass Media Relations Office by Monday if you will be attending the luncheon so we can make the necessary reservations.

### MOLNAR ON MAC CONFERENCE CALL

- Every Monday morning through the end of the season, the MAC Football Conference will conduct a teleconference with each of its head coaches. The teleconference will start at 9:20 a.m. with a brief recap of the weekend's action and other pertinent information. Following that, each head coach has an assigned 8-minute slot to discuss his team and its upcoming opponent, and field any questions from the media. For numbers and codes to access the call, please contact Ken Mather in the MAC Office at (216) 566-4622 or e-mail at [kmather@mac-sports.com](mailto:kmather@mac-sports.com). The conference call will also be available online at [www.mac-sports.com](http://www.mac-sports.com).



### POSTGAME PROCEDURES

- The UMass football locker room is closed to the media. Members of the media should submit player interview requests to **John Sinnett** of UMass by the five-minute mark of the fourth quarter.
- At home games, all postgame interviews will be held in the New England Patriots Television Studio just down from the UMass football locker room. Following a 10-minute cooling off period, head coach **Charley Molnar** and requested UMass players will be available in the interview area.
- If requested, the visiting head coach and select players will be brought to the press conference as well. If the coach and players are not requested, a member of the UMass Media Relations Staff will gather quotes from the visiting team to give to the media.
- The postgame press conference will also be played live in the upper pressbox for any members on a deadline.

### ON THE RADIO

- All University of Massachusetts football games can be heard live on the UMass Sports Network, with WEEI 105.5 FM (Springfield/Western Massachusetts) serving as the flagship station. **Josh Maurer** is in his sixth season as the play-by-play announcer. He is joined by veteran color commentator **Matt Goldstein**, now in his 11th season calling games at UMass, sideline reporter **Cody Chrusciel** and in-game host **Adam Frenier**.



Here is the list of this year's affiliates on the UMass Sports Network:

- WEEI FM 105.5 FM (Springfield/Western Mass.)
- WVEI 1440 AM (Worcester)
- WATD 95.9 FM (Marshfield/Boston)
- All games will be streamed with live audio on [UMassAthletics.com](http://UMassAthletics.com).
- In addition, WMUA 91.1 FM, the UMass student station, will carry most Minuteman football games during the season.

### UMASS SPORTS INSIDER

- The 30-minute UMass Sports Insider television show airs every Saturday. Voice of the Minutemen **Josh Maurer** joins **Charley Molnar** for the most in-depth look at UMass football ever. In addition to highlights and features on UMass Football, the show will also take a look at stories from around all of UMass Athletics. Be sure to check it out each week during the football season. If you miss it, the show will be archived on [UMassAthletics.com](http://UMassAthletics.com).

### FOOTBALL SHOW ON WEEI 105.5

- Each week, **Charley Molnar** joins Voice of the Minutemen **Josh Maurer** for the The Charley Molnar Coaches Show on WEEI 105.5 FM. The show airs live from the Hangar Pub and Grill in Amherst. Be sure to join us each week. You can also listen on [UMassAthletics.com](http://UMassAthletics.com).

### WATCH HOME GAMES ONLINE

- [UMassAthletics.com](http://UMassAthletics.com) is proud to present live streaming video broadcasts of select home games. Let UMass fans know if they can't make it to Gillette Stadium a video feed along with the broadcast from the UMass Sports Network will be available on the Internet. The fee for UMass All-Access is \$9.95 per month and \$79.95 for the year.
- Please note, UMass is NOT able to provide an online stream of the game if it is broadcast on network television. This includes ESPN3.



#### On Twitter

@UMassFootball  
@UMassAthletics  
@CharleyMolnar



#### On YouTube

@UMassAthletics



#### On Facebook

@UMassAthletics  
@UMassFootball

# 2013 UMASS FOOTBALL

## Season Preview

The 2013 UMass football season will be one to remember as the program enters its second year as an NCAA Football Bowl Subdivision and Mid-American Conference team. The Minutemen return a core of talented veterans from 2012 and look to the best incoming class of freshmen in program history to help push UMass to success during the upcoming campaign.

The defense returns 13 players who started at least one game during the previous season, including nine with at least four appearances in the starting lineup. Third-leading tackler Kassin Messiah, who finished his true-freshman campaign in 2012 with 65 stops (22-43) in nine games played is back alongside redshirt-sophomore Randall Jette, who finished with 53 tackles (30-23), four pass break-ups and a pair of interceptions in his first year as a starting cornerback. Overall, the Minutemen return six of its top 10 tacklers from a defense that also forced at least one turnover in 11 of 12 games last season.

The secondary looks to improve over a 2012 season which saw many young players develop. Along with Jette, sophomores Khary Bailey-Smith, Joey Colton, and D'Metrius Williams look to expand the potential they showed last season. Redshirt junior Ed Saint-Vil and true senior Antoine Tharpe provide veteran leadership among the group.

In addition to Messiah, the linebacking corps will return sophomore Jovan Santos-Knox who started the bulk of the 2012 season. Redshirt-senior Tom Brandt looks to finish his career on a strong note, while John Robinson also figures to be in the mix for time.

The defensive line lost several key contributors last year, but the return of redshirt-senior Kevin Byrne, redshirt-junior Daniel Maynes, redshirt senior Brandon Potvin and true senior Stanley Andre keeps a strong group in place. Fifth-year transfer Justin Anderson, who was a starter at Maryland in 2010 before missing 2011 with an injury, figures to make an immediate impact in his first year at UMass.

On offense, redshirt-senior tight end and team captain Rob Blanchflower will be looked upon to lead an emerging group of young players. Blanchflower has made 32 appearances during the previous three seasons and owns 851 receiving yards and six touchdowns on 82 catches for his career. A favorite target of quarterbacks Mike Wegzyn and A.J. Doyle as a redshirt-junior, Blanchflower was recognized for

his importance and impact with a spot on the 2013 Phil Steele Preseason All-MAC Team. Sophomore wide receiver Tajae Sharpe, another go-to player alongside Blanchflower on last year's offense, will attempt to add to his 206 receiving yards on 20 catches generated as a freshman.

Sophomore Derek Beck, redshirt sophomore Elgin Long and sophomore Bernard Davis had showed strong performances during Spring Camp and figure to play bigger roles in the upcoming season. Fifth-year transfer Ricardo Miller of Michigan will make an impact as both a tight end and wide receiver. Miller is a pure athlete with FBS size who could pose a problem for opposing defenses. Redshirt sophomore Iric Harris is also added into the mix of wide receivers this year after playing as a defensive back during his first two years at UMass.

The backfield will be one of the spots where most of the competition takes place during summer training camp and throughout the year. Junior Jordan Broadnax is the prohibitive favorite for the starting role, but a healthy redshirt freshman Stacy Bedell showed flashes of speed and elusiveness in the Spring. Redshirt sophomore Jamal Wilson returns and will push the duo for carries. Freshmen Duquan Mack and the highly touted Lorenzo Woodley seem to offer a combination of power and speed and will share the load as well. Along with their ability to gain yards on the ground, the group is just as adept as getting yards through the air which could aid the second year of Molnar's spread offense at UMass.

Redshirt-senior lineman Anthony Dima and senior punter Colter Johnson were lauded by Phil Steele Magazine alongside Blanchflower and became UMass' first pair of players to be named to FBS award watch lists over the summer. Dima is up for the 2013 Outland Trophy, given to the nation's top offensive or defensive interior lineman. Johnson is one of 25 student-athletes on the Ray Guy Award Watch List, which highlights the best punter in the nation each year.

With 23 career appearances, Dima will spearhead the offensive line after spending the 2011 and 2012 seasons as the starter at right tackle. A young group with eight members in their first or second year, the offensive line will also be bolstered by the transfer of Rutgers graduate David Osei, who played center, left tackle and guard for the Scarlet Knights from 2009-12.



Senior captain Rob Blanchflower is one of the top returning tight ends in the MAC for the 2013 season.

The return of redshirt senior Vincent Westcarr, who had previously decided not to return for his final year after 2012, will add depth to the line. Westcarr did not participate in Spring Camp or offseason workouts which allowed him to recover from injury. UMass also adds several youngsters who will fill out the offensive line in freshman Cameron Mock, junior Josh Bruns, and freshman Sam Zeff. Mock was originally a 2012 signee with UMass, but did not enroll until the 2013 spring semester after rehabbing from a car accident. Bruns is a junior college transfer with great size and ability, while Zeff is a true freshman who graduate high school early in order to take part in Spring Camp.

Sophomore Matt Sparks is the other returning starter from 2012 and his growth in the offseason should help the big movers up front.

Johnson, who also appears on the CFPA Punter Watch List entering 2013, finished his junior season as the MAC leader in yards per punt with an average of 43.6 (2,880 yards on 66 punts). Nineteen of Johnson's punts went for 50 or more yards and consistently pinned opponents deep in their own territory, with 16 landing in the red zone. The senior leads what is the most experience group of the team as UMass returns all its specialists from 2012. Redshirt senior Brendon Levengood will once again handle kick-off duties, while sophomore Blake Lucas is the top returning placekicker. Redshirt senior Jeff Strait also returns as the holder and back-up punter, while redshirt senior Vance Barton is one of the most consistent long-snapper in the MAC.

The Maroon and White will be tested throughout the 2013 season as the squad faces another challenging slate of games, including opening the year at the University of Wisconsin, which has won the previous three Big Ten Championships. UMass will also complete non-conference battles against opponents from the SEC (Vanderbilt) and Big 12 (Kansas State) in addition to facing regional rival Maine to begin the home portion of the regular season at Gillette Stadium. In addition, the Mid-American Conference will serve as a great proving ground for UMass as the squad is set to face four bowl game participants from one season ago among the eight conference matchups, including meetings with Bowling Green, Central Michigan, Ohio and Northern Illinois.



Anthony Dima was one of three linemen in the MAC to be named to the 2013 Outland Trophy Preseason Watch List in July.





# 2013 UMASS FOOTBALL

## 2013 Roster & Pronunciations

### 2013 NUMERICAL ROSTER

| No. | Name                   | Pos.  | Year  | Hgt. | Wgt. | Hometown/High School/Last College                   |
|-----|------------------------|-------|-------|------|------|---|
| 1   | Tajae Sharpe           | WR    | SO    | 6-2  | 185  | Piscataway, N.J./Piscataway Township HS             |
| 2   | Antoine Tharpe         | DB    | SR    | 5-10 | 195  | Lauderhill, FL/Coral Springs Charter School         |
| 3   | Kassan Messiah         | LB    | SO    | 6-4  | 225  | Orange, N.J./Orange HS                              |
| 4   | Randall Jette          | DB    | RS SO | 5-11 | 180  | Oak Bluffs, Mass./Martha's Vineyard HS              |
| 4   | Shakur Nesmith         | WR    | FR    | 6-4  | 200  | Philadelphia, Pa./Imhotep Charter/Milford Academy   |
| 5   | Peter Angeh            | LB    | FR    | 6-2  | 245  | Silver Spring, Md./The Bullis School                |
| 5   | Ryan Jacobucci         | WR    | RS FR | 5-11 | 180  | Middletown, Conn./Xavier HS/Univ of New Haven       |
| 6   | Ed Saint-Vil           | LB    | RS JR | 5-11 | 190  | Miramar, Fla./Hollywood Hills HS                    |
| 7   | D'Metrius Williams     | DB    | SO    | 5-11 | 180  | Virginia Beach, Va./Salem HS (Va.)                  |
| 7   | Mark Johnson           | QB    | FR    | 6-2  | 190  | Morgantown, W.V./Morgantown HS                      |
| 8   | Shane Huber            | LB    | FR    | 6-3  | 230  | Basking Ridge, N.J./St. Peter's Prep                |
| 9   | Trey Dudley-Giles      | DB    | SO    | 5-11 | 185  | Dade City, Fla./Pasco HS                            |
| 10  | Devin Brown            | DB    | SR    | 5-11 | 190  | Piedmont, Calif./Piedmont HS/Contra Costa College   |
| 11  | Mike Wegzyn            | QB    | RS SO | 6-5  | 225  | Knoxville, Tenn./Knoxville Catholic HS              |
| 12  | Todd Stafford          | QB    | FR    | 6-7  | 250  | Riverside, Conn./Greenwich HS                       |
| 13  | Jordan Broadnax        | RB    | JR    | 5-9  | 186  | Virginia Beach, Va./Landstown HS                    |
| 14  | Dalvin Battle          | WR    | RS FR | 5-10 | 175  | Fort Myers, Fla./Fort Myers HS                      |
| 15  | A.J. Doyle             | QB    | SO    | 6-3  | 226  | Lakeville, Mass./Catholic Memorial (Mass.)          |
| 16  | Elgin Long             | WR    | RS SO | 5-10 | 189  | Arlington, Texas/Arlington Bowie HS                 |
| 17  | Jovan Santos-Knox      | LB    | SO    | 6-2  | 240  | Middletown, Conn./Xavier HS (Conn.)                 |
| 17  | Markus Colin           | K     | FR    | 5-8  | 160  | Allentown, N.J./Allentown HS                        |
| 18  | Matthew Quinn          | QB    | RS JR | 6-3  | 200  | Seekonk, Mass./Proctor Academy                      |
| 19  | Hunter Caggiano        | DB    | SO    | 6-0  | 185  | Worcester, Mass./Saint John's HS                    |
| 19  | Connor Lemieux         | WR    | FR    | 6-1  | 185  | Fitchburg, Mass./Fitchburg HS                       |
| 20  | Lorenzo Woodley        | RB    | FR    | 6-0  | 215  | Miami, Fla./Christopher Columbus HS                 |
| 21  | Khary Bailey-Smith     | DB    | SO    | 6-2  | 200  | Weymouth, Mass./Weymouth HS                         |
| 22  | Jamal Wilson           | RB    | RS SO | 5-10 | 200  | Fort Lauderdale, Fla./St. Thomas Aquinas HS         |
| 23  | Stacey Bedell          | RB    | RS FR | 5-10 | 180  | Mastic Beach, N.Y./William Floyd HS                 |
| 24  | Greg Orekoya           | RB    | RS JR | 5-10 | 190  | Malden, Mass./Billerica HS/American International   |
| 25  | Joe Colton             | DB    | SO    | 5-8  | 195  | Norwood, Mass./Xaverian Brothers                    |
| 26  | Quayshun Smith         | DB    | JR    | 5-9  | 170  | Tallahassee, Fla./Godby HS                          |
| 27  | Nick Valles            | RB    | FR    | 5-10 | 195  | Danvers, Mass./Danvers HS                           |
| 28  | Jackson Porter         | DB    | FR    | 6-1  | 190  | Ellicott City, Md./Mt. Hebron HS                    |
| 29  | Jaurice Jones          | DB    | SO    | 6-1  | 180  | Linden, N.J./Linden HS                              |
| 30  | Michael Rapoza         | WR    | FR    | 5-11 | 205  | New Bedford, Mass./New Bedford HS                   |
| 31  | Iric Harris            | WR    | RS SO | 5-8  | 180  | Woodbridge, Va./Hylton HS                           |
| 32  | Arthur Williams        | DB    | FR    | 6-3  | 200  | Sebring, Fla./Sebring HS                            |
| 33  | Rodney Mills           | WR    | SO    | 6-1  | 205  | Gainsville, Fla./Eastside HS                        |
| 34  | Steve Casali           | LB    | FR    | 6-2  | 225  | Farmingville, N.Y./Sachem East HS                   |
| 35  | Stanley Andre          | DL/LB | RS JR | 6-2  | 240  | Dorchester, Mass./Reading HS                        |
| 36  | DuVaughn Beckford      | DB    | JR    | 6-0  | 180  | Nantucket, Mass./Nantucket HS/Assumption            |
| 37  | Tom Brandt             | LB    | RS SR | 6-1  | 225  | Natick, Mass./Natick HS                             |
| 38  | Jesse Monteiro         | DB    | FR    | 5-11 | 175  | Marion, Mass./Tabor Academy                         |
| 39  | Eduardo Cruz           | DB    | SR    | 5-10 | 185  | New Bedford, Mass./New Bedford Regional H.S.        |
| 40  | Dillon Tighe           | WR    | FR    | 6-0  | 190  | Gambrills, Md./Arundel HS                           |
| 41  | Jeff Strait            | P     | RS SR | 6-0  | 200  | Manheim, Pa./Manheim Central HS                     |
| 42  | John Robinson-Woodgett | LB    | SO    | 6-2  | 225  | Springfield, Mass./Cathedral HS/Worcester Academy   |
| 43  | Shadrach Abrokwhah     | RB    | FR    | 5-9  | 200  | Worcester, Mass./St. John's HS                      |
| 44  | Peter Ngobidi          | LB    | FR    | 6-2  | 225  | Hyde Park, Mass./Catholic Memorial                  |
| 45  | Daquan Mack            | RB    | FR    | 6-1  | 255  | Levittown, Pa./Pennsbury HS                         |
| 46  | Lucas Amato            | DB    | FR    | 6-0  | 190  | Salisbury, Conn./Salisbury School                   |
| 47  | Jordan Keli'inui       | DB    | FR    | 6-1  | 210  | Easthampton, Mass./Williston Northampton HS         |
| 48  | Vance Barton           | LS    | RS SR | 6-2  | 230  | Albany, N.Y./Burr and Burton Academy                |
| 49  | Galen Clemons          | DL    | RS SR | 6-2  | 275  | Danielsville, Pa./Northampton Area/Central Michigan |
| 50  | Justin Anderson        | DL    | GR    | 6-5  | 280  | Blythewood, S.C./Blythewood HS/Maryland             |

### Pronunciations

|                 |                       |
|-----------------|-----------------------|
| Jordan Broadnax | BROAD-nax             |
| Kevin Byrne     | BURN                  |
| Anthony Dima    | DEE-muh               |
| Iric Harris     | I-rick                |
| Randall Jette   | JET                   |
| Al Leneus       | len-ee-us             |
| Daniel Maynes   | MAINES                |
| Kassan Messiah  | kay-san me-si-uh      |
| Greg Orekoya    | ore-eh-KOY-ua         |
| Ed Saint-Vil    | SAINT VILL (not veal) |
| Tajae Sharpe    | TAHJ-ay               |
| Quayshun Smith  | KWAY-shawn            |
| Mike Wegzyn     | weg-zyn               |

### Alphabetical Roster

| No. | Name               | Pos.  |
|-----|--------------------|-------|
| 43  | Shadrach Abrokwhah | RB    |
| 46  | Lucas Amato        | DB    |
| 50  | Justin Anderson    | DL    |
| 35  | Stanley Andre      | DL/LB |
| 5   | Peter Angeh        | LB    |
| 60  | Enock Asante       | DL    |
| 21  | Khary Bailey-Smith | DB    |
| 48  | Vance Barton       | LS    |
| 14  | Dalvin Battle      | WR    |
| 89  | Derek Beck         | WR/TE |
| 36  | DuVaughn Beckford  | DB    |
| 23  | Stacey Bedell      | RB    |
| 57  | Nicholas Berus     | LS    |
| 87  | Rob Blanchflower   | TE    |
| 37  | Tom Brandt         | LB    |
| 13  | Jordan Broadnax    | RB    |
| 10  | Devin Brown        | DB    |
| 55  | Josh Bruns         | OL    |
| 84  | E.J. Burstn        | WR    |
| 93  | Kevin Byrne        | DL    |
| 19  | Hunter Caggiano    | DB    |
| 34  | Steve Casali       | LB    |
| 49  | Galen Clemons      | DL    |
| 17  | Markus Colin       | K     |
| 25  | Joe Colton         | DB    |
| 74  | Terrel Correia     | OL/DL |
| 39  | Eduardo Cruz       | DB    |
| 83  | Sharif Custis      | TE    |
| 88  | Bernard Davis      | WR    |
| 70  | Anthony Dima       | OL    |
| 99  | Michael Dowe, Jr.  | DL    |
| 15  | A.J. Doyle         | QB    |
| 9   | Trey Dudley-Giles  | DB    |
| 51  | Andrew Ellis       | LB    |
| 67  | Will Giggi         | OL    |
| 31  | Iric Harris        | WR    |
| 86  | Shaquille Harris   | WR    |
| 76  | Tyson Henderson    | OL    |
| 73  | Fabian Hoeller     | OL    |
| 85  | Brandon Howard     | TE    |
| 8   | Shane Huber        | LB    |
| 5   | Ryan Jacobucci     | WR    |
| 4   | Randall Jette      | DB    |
| 91  | Colter Johnson     | P     |
| 7   | Mark Johnson       | QB    |
| 29  | Jaurice Jones      | DB    |
| 47  | Jordan Keli'inui   | DB    |
| 92  | Robert Kitching    | DL    |
| 57  | Leo Krizanovic     | LB    |
| 52  | Vondell Langston   | LB    |
| 99  | Logan Laurent      | K/P   |
| 19  | Connor Lemieux     | WR    |
| 64  | Al Leneus          | OL    |
| 96  | Brendon Levengood  | K/P   |
| 16  | Elgin Long         | WR    |
| 81  | Kevin Lovaincy     | WR    |
| 98  | Blake Lucas        | K     |
| 45  | Daquan Mack        | RB    |



# 2013 UMASS FOOTBALL

## 2013 Roster & Pronunciations

|    |                   |       |       |     |     |   |
|----|-------------------|-------|-------|-----|-----|---|
| 51 | Andrew Ellis      | LB    | FR    | 6-0 | 230 | Hyannis, Mass./Barnstable HS                          |
| 52 | Vondell Langston  | LB    | RS FR | 6-0 | 220 | Everett, Mass./Everett HS                             |
| 54 | Trey Seals        | DL    | RS SO | 6-4 | 231 | Columbia, S.C./Spring Valley HS                       |
| 55 | Josh Bruns        | OL    | JR    | 6-5 | 285 | Bullhead City, Ariz./Mohave HS/Glendale CC            |
| 56 | Sam Zeff          | OL    | FR    | 6-5 | 277 | Montclair, N.J./Montclair HS                          |
| 57 | Leo Krizanovic    | LB    | RS FR | 6-2 | 260 | Clifton, N.J./Paramus Catholic HS                     |
| 57 | Nicholas Berus    | LS    | FR    | 6-1 | 190 | Gibsonia, Pa./Pine-Richland HS                        |
| 58 | Michael McKenna   | LB    | RS SO | 6-1 | 220 | Vernon Valley, N.J./Sussex County Tech                |
| 59 | David Osei        | OL    | GR    | 6-4 | 290 | Abington, Pa./Abington HS/Rutgers                     |
| 60 | Enock Asante      | DL    | FR    | 6-2 | 260 | Trenton, N.J./Steinert HS                             |
| 61 | Aaron Oberst      | OL/DL | FR    | 6-4 | 245 | Andover, Mass./Philips Andover Academy                |
| 64 | Al Leneus         | OL    | SO    | 6-2 | 295 | Nanuet, N.Y./St. Joseph Reg. HS                       |
| 65 | Femi Oyewole      | OL    | SO    | 6-1 | 255 | Los Angeles, Calif./Mira Costa HS                     |
| 66 | Costa Toubekis    | DL    | FR    | 6-2 | 265 | Dexter, Mass./Dexter HS                               |
| 67 | Will Giggi        | OL    | FR    | 6-5 | 275 | Medfield, Mass./Medfield HS                           |
| 68 | Elijah Wilkinson  | DL    | FR    | 6-4 | 330 | Downingtown, Pa./Downingtown West HS                  |
| 69 | Tyrell Smith      | OL    | RS FR | 6-5 | 295 | Lanoka Harbor, N.J./Lacey Township HS                 |
| 70 | Anthony Dima      | OL    | RS SR | 6-7 | 302 | Centereach, N.Y./Centereach/Hofstra                   |
| 71 | Jordan Page       | OL    | FR    | 6-5 | 300 | Ewing, N.J./The Pennington School (N.J.)              |
| 72 | Rich Queen        | OL    | FR    | 6-3 | 285 | Alendale, N.J./Bergen Catholic HS                     |
| 73 | Fabian Hoeller    | OL    | FR    | 6-3 | 290 | Cologne, Germany/FOS Ansbach /Cologne Falcons         |
| 74 | Terrel Correia    | OL/DL | FR    | 6-7 | 305 | Nantucket, Mass./Nantucket HS                         |
| 75 | Cameron Mock      | OL    | FR    | 6-7 | 305 | Clayton, N.M./Clayton HS                              |
| 76 | Tyshon Henderson  | OL    | FR    | 6-7 | 339 | Newark, N.J./St. George's School (R.I.)               |
| 78 | Matt Sparks       | OL    | SO    | 6-4 | 290 | Mililani, Hawaii/Punahou School                       |
| 79 | Vincent Westcarr  | OL    | RS SR | 6-4 | 330 | Miramar, Fla./Miramar HS                              |
| 80 | Ricardo Miller    | TE/WR | GR    | 6-4 | 226 | Orlando, Fla./Pioneer HS/Michigan                     |
| 81 | Kevin Lovaincy    | WR    | RS FR | 6-4 | 198 | Cambridge, Mass./Cambridge Rindge & Latin             |
| 82 | D.J. Woods        | WR    | FR    | 5-9 | 170 | Coral Springs, Fla./University HS                     |
| 83 | Sharif Custis     | TE    | FR    | 6-3 | 215 | Philadelphia, Pa./St. Neumann-Goretti HS              |
| 84 | E.J. Burston      | WR    | FR    | 6-3 | 175 | Bradenton, Fla./Palmetto HS                           |
| 85 | Brandon Howard    | TE    | RS SO | 6-5 | 250 | Norfolk, Mass./Worcester Academy                      |
| 86 | Shaquille Harris  | WR    | FR    | 6-2 | 206 | Palmetto, Fla./Palmetto HS                            |
| 87 | Rob Blanchflower  | TE    | RS SR | 6-4 | 260 | Leominster, Mass./St. John's HS Shrewsbury            |
| 88 | Bernard Davis     | WR    | SO    | 6-1 | 180 | Lake Worth, Fla./Lake Worth HS                        |
| 89 | Derek Beck        | WR/TE | SO    | 6-4 | 225 | Bridgewater, N.J./Bridgewater-Raritan HS              |
| 90 | Adam Richard      | DL/LB | RS FR | 6-3 | 220 | Milton, Mass./Boston College HS                       |
| 91 | Colter Johnson    | P     | SR    | 6-4 | 200 | Warren, Pa./Warren Area HS/Alfred State               |
| 92 | Robert Kitching   | DL    | SO    | 6-1 | 300 | Brooklyn, N.Y./Abraham Lincoln HS                     |
| 93 | Kevin Byrne       | DL    | RS SR | 6-3 | 270 | Mashpee, Mass./Mashpee HS                             |
| 94 | Joe Tyo           | DL    | FR    | 6-5 | 250 | Yarmouth, Mass./Dennis-Yarmouth HS                    |
| 95 | Brandon Potvin    | DL    | RS SR | 6-1 | 262 | Worcester, Mass./Holy Name Catholic HS                |
| 96 | Brendon Levengood | K/P   | RS SR | 6-1 | 197 | Lebanon, Pa./Cedar Crest HS                           |
| 97 | Daniel Maynes     | DL    | RS JR | 6-2 | 285 | Waltham, Mass./Waltham Senior                         |
| 98 | Blake Lucas       | K     | SO    | 5-8 | 166 | Cochran, Ga./Bleckley HS.                             |
| 99 | Michael Dowe, Jr. | DL    | SO    | 6-2 | 240 | Cromwell, Conn./Cromwell HS/Western New England Univ. |
| 99 | Logan Laurent     | K/P   | FR    | 6-3 | 210 | Exeter, N.H./Exeter HS                                |

## ALPHABETICAL Roster (Cont.)

|    |                        |       |
|----|------------------------|-------|
| 97 | Daniel Maynes          | DL    |
| 58 | Michael McKenna        | LB    |
| 3  | Kassan Messiah         | LB    |
| 80 | Ricardo Miller         | TE/WR |
| 33 | Rodney Mills           | WR    |
| 75 | Cameron Mock           | OL    |
| 38 | Jesse Monteiro         | DB    |
| 4  | Shakur Nesmith         | WR    |
| 44 | Peter Ngobidi          | LB    |
| 61 | Aaron Oberst           | OL/DL |
| 24 | Greg Orekoya           | RB    |
| 59 | David Osei             | OL    |
| 65 | Femi Oyewole           | OL    |
| 71 | Jordan Page            | OL    |
| 28 | Jackson Porter         | DB    |
| 95 | Brandon Potvin         | DL    |
| 72 | Rich Queen             | OL    |
| 18 | Matthew Quinn          | QB    |
| 30 | Michael Rapoza         | WR    |
| 90 | Adam Richard           | DL/LB |
| 42 | John Robinson-Woodgett | LB    |
| 6  | Ed Saint-Vil           | LB    |
| 17 | Jovan Santos-Knox      | LB    |
| 54 | Trey Seals             | DL    |
| 1  | Tajae Sharpe           | WR    |
| 26 | Quayshun Smith         | DB    |
| 69 | Tyrell Smith           | OL    |
| 78 | Matt Sparks            | OL    |
| 12 | Todd Stafford          | QB    |
| 41 | Jeff Strait            | P     |
| 2  | Antoine Tharpe         | DB    |
| 40 | Dillon Tighe           | WR    |
| 66 | Costa Toubekis         | DL    |
| 94 | Joe Tyo                | DL    |
| 27 | Nick Valles            | RB    |
| 11 | Mike Wegzyn            | QB    |
| 79 | Vincent Westcarr       | OL    |
| 68 | Elijah Wilkinson       | DL    |
| 32 | Arthur Williams        | DB    |
| 7  | D'Metrius Williams     | DB    |
| 22 | Jamal Wilson           | RB    |
| 20 | Lorenzo Woodley        | RB    |
| 82 | D.J. Woods             | WR    |
| 56 | Sam Zeff               | OL    |

## Pronunciations

|                 |                       |
|-----------------|-----------------------|
| Jordan Broadnax | BROAD-nax             |
| Kevin Byrne     | BURN                  |
| Anthony Dima    | DEE-muh               |
| Iric Harris     | I-rick                |
| Randall Jette   | JET                   |
| Al Leneus       | len-ee-us             |
| Daniel Maynes   | MAINES                |
| Kassan Messiah  | kay-san me-si-uh      |
| Greg Orekoya    | ore-eh-KOY-ua         |
| Ed Saint-Vil    | SAINT VILL (not veal) |
| Tajae Sharpe    | TAHJ-ay               |
| Quayshun Smith  | KWAY-shawn            |
| Mike Wegzyn     | weg-zyn               |

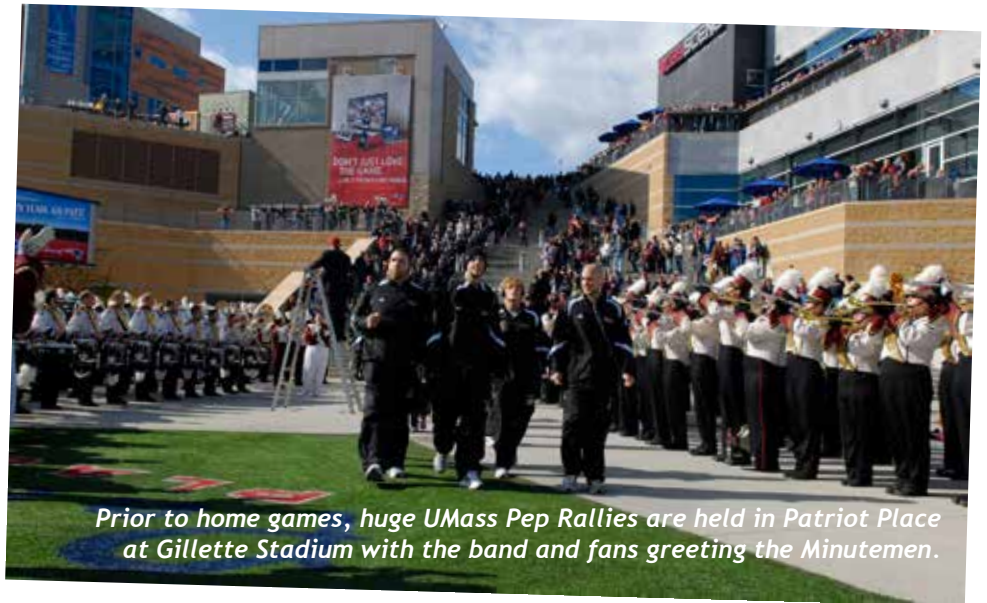




# 2013 UMASS FOOTBALL

## Gillette Stadium

As part of the transition to the Football Bowl Subdivision and the Mid-American Conference, UMass will play home games over the next several years at Gillette Stadium - Home of the New England Patriots. This phenomenal facility is within a 20 minute drive of 120,000 UMass alumni and the Boston media market. It boasts state of the art resources that make it one of the most unique venues in the country. In 2010, UMass and New Hampshire played the first ever college football game at Gillette that drew in excess of 32,000 spectators.



*Prior to home games, huge UMass Pep Rallies are held in Patriot Place at Gillette Stadium with the band and fans greeting the Minutemen.*

## 2013 Home Schedule At Gillette Stadium



**Sept. 7**



**Sept. 21**



**Oct. 12**



**Oct. 26**



**Nov. 2**



**Nov. 16**





# 2013 UMASS FOOTBALL

## UMass Football Performance Center


Beginning in 2014, the Minutemen will have a new home base of operations on campus with the UMass Football Performance Center adjacent to McGuirk Alumni Stadium. Ground was officially broken this past April and construction is fully underway on the state-of-the-art building which will be one of the premier football facilities in the Northeast.

In addition to the Football Performance Center, a new Press Box is also part of the \$34.5 million upgrade project at McGuirk Stadium. The Performance Center is a 55,000 square foot complex which will include coaches offices, a new locker room space, meeting rooms, athletic training facilities and a dedicated strength and conditioning facility. The Press Box measures 5,800 square feet and will be designed to accommodate a range of media with a primary focus on television production accessibility.

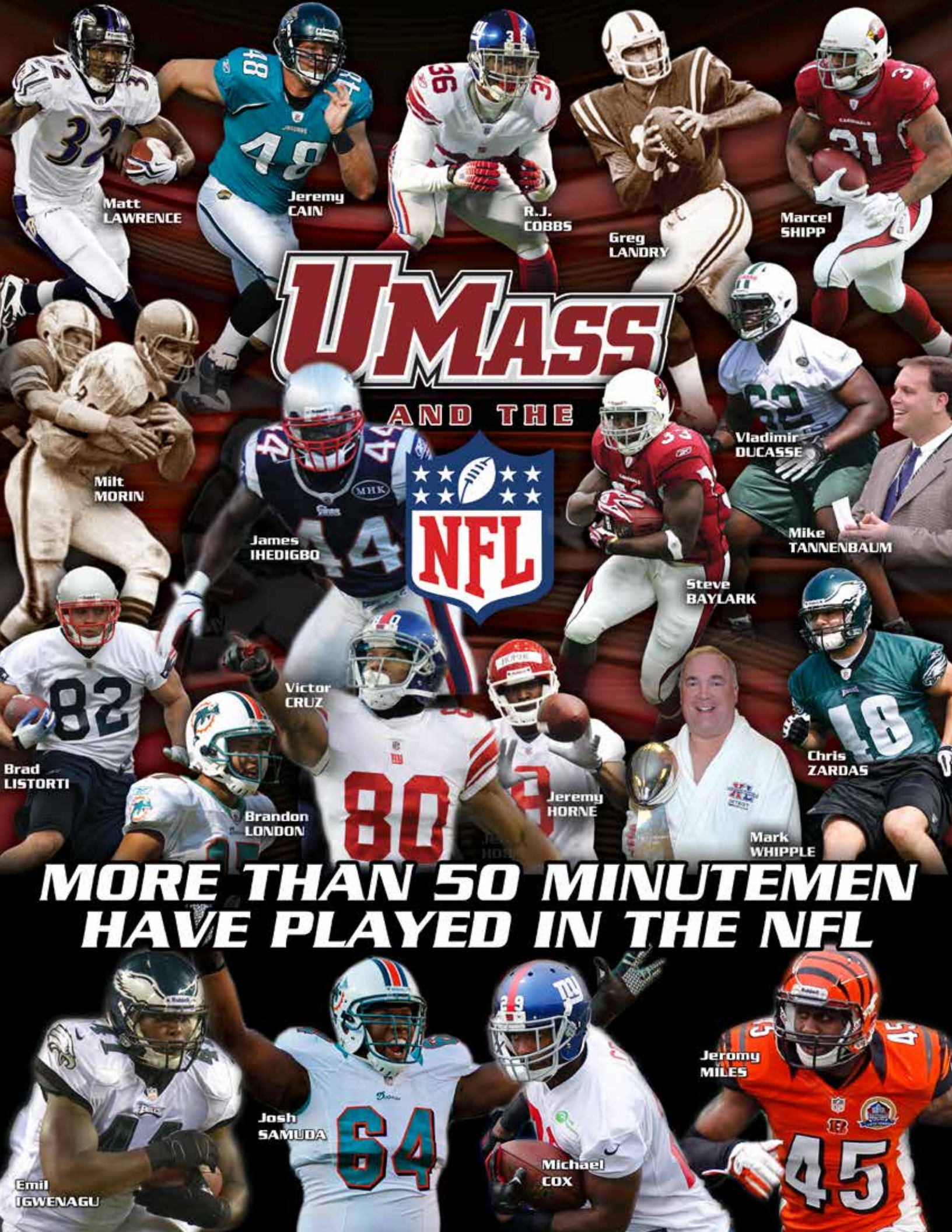


### DETAILS ON THE UMASS FOOTBALL PERFORMANCE CENTER/PRESS BOX:

The state-of-the-art Football Performance Center will mark the first-ever dedicated facility housing all support elements for the UMass football program. The two-level complex will greet visitors with a foyer displaying proud moments in the program's history while providing a dynamic vision of the future. Office space, meeting rooms, a multi-purpose/formal event space and a terrace overlooking the field will highlight the upper level. The lower level will house the locker room, equipment room, strength and conditioning space and the athletic training room. The Press Box will contain dedicated booths for media, television, radio and instant replay along with game operations. The project designer/architect is Perkins & Will, Inc., while the contractor is Consigli Construction Co., Inc. For more information on the project along with information on the sustainable design efforts, visit the UMass Facility Planning website at <http://www.umass.edu/fp/projectmanagement/constructioninformation/mcguirkalumnistadiumupgrades/>







Matt LAWRENCE

Jeremy CAIN

R.J. COBBES

Greg LANDRY

Marcel SHIPP

# UMASS

AND THE



Milt MORIN

James IHEDIGBO

Vladimir DUCASSE

Mike TANNENBAUM

Steve BAYLARK

Victor CRUZ

Chris ZARDAS

Brad LISTORTI

Brandon LONDON

Jeremy HORNE

Mark WHIPPLE

## MORE THAN 50 MINUTEMEN HAVE PLAYED IN THE NFL

Emil IGWENAGU

Josh SAMUDA

Michael COX

Jeremy MILES



# 2013 UMASS FOOTBALL

## UMass In The Community

Since taking over as head football coach at UMass, Charley Molnar has made giving back to the community one of the program's top priorities.

In Spring 2012 and Spring 2013, members of the program performed over 500 hours of community service helping the Amherst and surrounding communities.



## ***Molnar's Community Service Mission Statement***

As the Head Football Coach at the University of Massachusetts, part of my mission is to help mold our young men into great community leaders. For this reason, we have created the "Minuteman Community March".

The "Minuteman Community March" is a powerful piece in a player's total development. Through this program, UMass players' hearts and minds are opened to the ideals of Service, Social Justice, and Philanthropy.

We facilitate our mission by exposing and encouraging; exposing our players to a wide variety of situations in the local community and surrounding areas where help is needed, and then, encouraging our players to create and participate in community service projects. By giving of their time and talents, Minutemen experience firsthand what it is to make a positive impact in the lives of others.

No matter where they are, Minutemen will be at the forefront of Community Service!





# A BUSY OFFSEASON HEADING INTO 2013



**NFL Pro Day**



**Michael Cox  
Drafted By  
New York  
Giants**



**Night Of Champions**



**Groundbreaking Ceremony For UMass  
Football Performance Center**







**Jacobson Brothers Gift To Name  
New Press & Skybox Complex**



**Topping Out  
Ceremony For  
Football  
Complex**



**Golden Named  
Master  
Strength  
Coach**



**Brodeur Named  
Athletic Trainer  
Of The Year**



**UMass Pays Tribute  
To Boston Marathon  
Victims At Annual  
Spring Game**





# 2013 UMASS FOOTBALL

## MAC Bowl Games



## BOWL SYNOPSIS

### MAC BOWL SYNOPSIS

The MAC's three (3) primary bowl agreements are with the Little Caesars Pizza Bowl (Ford Field/Detroit), GoDaddy.com Bowl (Mobile, Ala.) and Famous Idaho Potato Bowl (Boise, Idaho). The Little Caesars Pizza Bowl will own the MAC's No. 1 selection for the 2012 football season and the GoDaddy.com Bowl will have the MAC's No. 1 selection in 2013; the The Famous Idaho Potato Bowl will own the MAC's No. 3 selection of bowl eligible teams through 2013.

Also, the MAC has secured secondary agreements through the 2013 football season with the BBVA Compass Bowl (Birmingham, Ala.), Gildan New Mexico Bowl (Albuquerque, NM), Beef 'O' Brady's St. Petersburg Bowl (St. Petersburg, Fla.), TicketCity Bowl (Dallas, Texas) and San Diego Credit Union Poinsetta Bowl (San Diego, Calif.).

### MAC GUARANTEED BOWL POSITIONS

| 2011   | 2012                      | 2013                      |
|--|---------------------------|---------------------------|
| GoDaddy.com Bowl<br>Northern Illinois def. Arkansas State, 38-20 | Little Caesars Pizza Bowl | GoDaddy.com Bowl          |
| Little Caesars Pizza Bowl<br>Purdue def. Western Michigan, 37-32 | GoDaddy.com Bowl          | Little Caesars Pizza Bowl |
| Famous Idaho Potato Bowl<br>Ohio def. Utah State, 24-23          | Famous Idaho Potato Bowl  | Famous Idaho Potato Bowl  |

### MAC SECONDARY BOWL POSITIONS

|  |   |   |
|--|---|---|
| New Mexico Bowl<br>Temple def. Wyoming, 37-15<br>Military Bowl<br>Toledo def. Air Force, 42-41 | New Mexico Bowl,<br>BBVA Compass Bowl,<br>Beef 'O' Brady's Bowl | New Mexico Bowl,<br>BBVA Compass Bowl,<br>Beef 'O' Brady's Bowl |
| Kraft Fight Hunger Bowl  | Ticket City Bowl  | San Diego Credit Union Poinsetta Bowl                           |



www.mac-sports.com





# 2013 UMASS FOOTBALL

## The Mid-American Conference

### THIS IS THE MID-AMERICAN CONFERENCE

Providing leadership in education and diversity, the Mid-American Conference moves into its 67th year of service to the student-athlete.

Since its inception in 1946, the Mid-American Conference has progressively grown and developed into one of the most aggressive Division I conferences in the country. One of only ten football Bowl Subdivision (FBS) conferences, the MAC named Dr. Jon A. Steinbrecher as its eighth commissioner in March of 2009.

The league has grown its commitment to championships by expanding to seven its number of neutral site post season events - football (Ford Field, Detroit), volleyball (SPIRE Academy, Geneva, Ohio), men's and women's basketball (Quicken Loans Arena, Cleveland), softball (Firestone Stadium, Akron) and baseball (All Pro Freight Stadium, Avon, Ohio). In addition, the SPIRE facility will also serve as the site for the 2014 women's swimming & diving championship and 2015 men's swimming & diving championship.

In 2012, the MAC set a conference record with seven teams receiving a bowl invitation, including the first ever BCS Bowl invitation with Northern Illinois playing in the Discover Orange Bowl on Jan. 1, following a thrilling 44-37 double overtime win over Kent State in the 2012 Marathon MAC Football Championship game. The seven MAC programs that were extended bowl invitations included: Toledo (Famous Idaho Potato Bowl); Ball State (Beef 'O' Brady's Bowl St. Petersburg); Central Michigan (Little Caesars Pizza Bowl); Bowling Green (Military Bowl); Ohio (Advocate V100 Independence Bowl); Northern Illinois (Discover Orange Bowl) and Kent State (GoDaddy.com Bowl).

The 2012 season witnessed four football programs ranked in the top 25 of national polls - Northern Illinois, Kent State, Toledo and Ohio—as the BCS Standings had two MAC programs in the Top 25 at the end of the regular season with No. 15 Northern Illinois and No. 25 Kent State. The MAC also set a conference record for the most wins against FBS opponents with 16 victories. MAC programs were 4-4 against the Big East Conference, including wins over Rutgers, Cincinnati, UConn and South Florida, and three wins against opponents from the Big Ten Conference, including wins over Penn State, Iowa and Indiana. The dramatic 2012 football season was capped as Central Michigan offensive tackle Eric Fisher was selected as the first overall selection by the Kansas City Chiefs in the 2013 NFL Draft, becoming the first football player from the MAC with such an honor.

For the first time in league history, the MAC will have seven bowl relationships—three primary and four secondary. The three primary agreements are with the Little Caesar's Pizza Bowl (Detroit, Mich.), GoDaddy Bowl (Mobile, Ala.) and Famous Idaho Potato Bowl (Boise, Ida.). In addition, the MAC has secured secondary agreements with the BBVA Compass Bowl, the Gildan New Mexico Bowl, the Beef 'O' Brady's St. Petersburg Bowl and the San Diego County Credit Union Poinsettia Bowl.

In its partnership with ESPN, the MAC is in the fifth year of its eight-year rights agreement (through 2016-2017 academic years) for football, as well as men's and women's basketball. The deal is the most extensive in the 67-year history of the conference. The agreement calls for a minimum of 25 events annually to be produced and aired on an ESPN platform including the men's and women's basketball championships, a regular-season MAC presence on ESPN, the Marathon MAC Football Championship Game and a minimum of 11 regular-season football games.

In men's basketball, the MAC witnessed Akron reach the FirstEnergy MAC Men's Basketball Tournament for the seventh consecutive season, as the Zips won their third title in five years. Also, Ohio University earned an invitation to the NIT, while Western Michigan reached the College Basketball Invitational Final Four after wins over North Dakota State and Wyoming. Kent State

received an invitation to the CollegeInsider.com Tournament and defeated Fairfield in the opening round. Akron center Zeke Marshall and Ohio point guard D.J. Cooper were selected to play in the 2013 Reese's Division I College All-Star Game, as Cooper garnered MVP game honors.

During the 2012-13 academic year, the University of Akron men's soccer team won its ninth MAC championship and fifth in the last six years, as the Zips advanced to their fifth consecutive NCAA Round of 16 appearance after defeating Michigan. Akron witnessed senior midfielder Scott Caldwell named as the All-America Scholar Athlete of the Year by the National Soccer Coaches Association of America (NSCAA) and a semifinalist for the Hermann Trophy. The MAC had two student-athletes selected in the first round of the 2013 Major League Soccer Supplemental Draft - No. 3 overall Akron goalkeeper David Meyers (Portland Timbers) and No. 12 overall West Virginia defender Eric Schoenle (Philadelphia Union). The MAC also welcomed the addition of West Virginia as an affiliate member in men's soccer for the 2012-13 academic year.

In wrestling, the MAC welcomed Missouri, Northern Iowa and Old Dominion (2014-15) as affiliate members. Missouri won the 2013 conference tournament title as an affiliate member, snapping Central Michigan's 11-year reign as champions. The MAC had a conference-best 40 wrestlers earn an invitation to the NCAA Division I National Championship and 11 wrestlers earned All-America status - Central Michigan seniors Ben Bennett, school's first four-time All-American, and Jarod Trice; Kent State senior Dustin Kilgore, schools first three-time All-American; Missouri's Alan Waters, Nathan McCormick, Drake Houdashelt, Mike Larson, and Dom Bradley, matching the schools most All-Americans in a single-season; Northern Iowa's David Bonin and Ryan Loder; and Ohio redshirt freshman Cody Walters.

In men's cross country, Eastern Michigan claimed its 17th conference championship, while the Eagles captured their 31st conference title in men's swimming and diving. The 31 championship titles for Eastern Michigan in men's swimming and diving is a conference record. In addition, Eastern Michigan won the program's 14th conference championship in indoor track and field.

Kent State won the program's fifth consecutive and 19th overall conference title and received its 26th NCAA appearance. Kent State and Ball State both advanced to the NCAA Men's Conference Championship, marking only the fifth time since 1983 the conference had two programs advance in the NCAA postseason tournament.

In men's tennis, Western Michigan won its second consecutive conference championship and tenth title in the last 15 years. In men's outdoor track and field, Akron won its third consecutive conference title and program's fifth championship in the last six years. In baseball, Bowling Green won the program's first conference title since 1999 as the No. 6 seed in the conference tournament.

Women's athletics continued to shine for the MAC this past year. The MAC had a total of six women's basketball programs invited to postseason tournaments. Central Michigan claimed the MAC tournament title for the first time since 1984 and advanced to the NCAA Tournament, while Ball State, Bowling Green, Central Michigan, Miami and Toledo all received at-large invitations to the WNIT Tournament. Three MAC programs - Ball State, Bowling Green and Toledo - all reached the WNIT Sweet 16.

In women's soccer, Miami earned its fourth MAC title in program history and Central Michigan earned an at-large bid to the NCAA tournament, becoming the first team in conference history to earn an at-large bid. Central Michigan fell to Michigan in overtime, 2-1, while Miami defeated Tennessee 3-2 (OT) in the first round of the NCAA tournament and fell to Duke in the

second round. Miami senior forward Jess Kodiak was named third team All-America by the National Soccer Coaches Association of America (NSCAA). Kodiak, along with Katie Slaughter of Central Michigan and Kayla Zakrzewski of Miami, were named All-Great Lakes Region First Team by the NSCAA.

In volleyball, Bowling Green claimed the MAC title for the second time since 1991 and became the first team in program history to win a NCAA Tournament match. The Falcons defeated Yale in the first round, 3-2, and fell to Penn State in the second round. In women's cross country, Toledo claimed its fifth title in school history in record fashion. The Rockets scored a conference record-low 24 points and have now won three consecutive conference titles for the first time in school history.

In field hockey, Miami won the program's first conference title in program history, while the RedHawks won the programs 17th conference championship in women's swimming and diving. In women's tennis, Miami won the conference championship for the third time in the last five years.

In gymnastics, Central Michigan and Western Michigan claimed share of the conference championship. For Central Michigan it claimed a share of its fourth consecutive championship and for Western Michigan was the programs fourth overall tournament title. Central Michigan and Kent State advanced to the NCAA Regionals.

In women's indoor track and field, Kent State won its fourth overall conference title and consecutive conference championships for the first time in program history, while the Golden Flashes won the women's outdoor track and field championship for the fourth consecutive year.

In women's golf, Kent State won its 15th consecutive conference championship. In softball, Central Michigan won the conference championship for the tenth time in program history. Ball State's Jennifer Gilbert was named NFCA All-Great Lakes Region First Team, while Macy Merchant was named NFCA All-Great Lakes Region Second Team.

From two-time Super Bowl quarterback winning Ben Roethlisberger (Miami University), NFL Defensive MVP James Harrison (Kent State University), four NFL Pro Bowlers (OT Joe Staley, KR Josh Cribbs, TE Antonio Gates, LB James Harrison), British Open winner Ben Curtis (Kent State University), World Series winning manager Bob Brenly (Ohio University) and Olympic bobsled team member Brock Kreitzburgh (University of Toledo), the Mid-American Conference continues to excel in producing leaders in the world of athletics.

#### HISTORY OF THE MAC

Based in Cleveland since July 1999 following a 15-year stay in Toledo, Ohio, the MAC has established historic measurements in both football and men's and women's basketball since moving to Northeast Ohio. The MAC was founded as a five-school league on February 24, 1946 in Columbus, Ohio with Ohio, Butler, Cincinnati, Wayne State and Western Reserve admitted as charter members. The Mid-American Conference has 12 full-time schools and a 13th, UMass for football only beginning in 2012.

In 1946 men's basketball was the first competitive sport in the MAC, which now sponsors a total 23 sports. Women's sports were brought into the conference's structure in 1980. For men, championships (11) are sponsored in football, basketball, baseball, cross country, soccer, swimming and diving, indoor track and field, outdoor track and field, wrestling, golf and tennis. For women, championships (12) are sponsored in basketball, softball, volleyball, cross country, field hockey, golf, soccer, swimming and diving, gymnastics, indoor track and field, outdoor track and field and tennis.



# 2013 UMASS FOOTBALL

## Head Coach Charley Molnar



### CHARLEY MOLNAR HEAD COACH

Second Year at UMass  
Second Year as Head Coach  
Lock Haven '84

A new era in UMass football began with the naming of Charley Molnar as head coach on December 8, 2011. The long-time

collegiate coaching veteran was tapped as the new leader of the program as it made its transition into the Football Bowl Subdivision and member of the Mid-American Conference in 2012. The 29th head coach in program history, Molnar came to Amherst with 28 years of experience and an exciting plan to build the Minutemen into not just the team for Massachusetts, but for the entire Northeast.

A veteran offensive coordinator and quarterbacks coach, Molnar developed prolific offensive attacks at Notre Dame, Cincinnati, and Central Michigan. In his time at those schools, the Morristown, N.J., native helped them to a 59-20 record and seven straight bowl games including Cincinnati's historic 2009 season where the Bearcats won the Big East Conference Championship, played Florida in the Sugar Bowl and finished 3rd in the BCS rankings.

"I am extremely pleased that Charley is leading the University of Massachusetts into this new era as our head football coach," said Director of Athletics John McCutcheon. "His background, energy, commitment to student-athletes and desire to be part of a growing program clearly makes him the right man for this endeavor."

While Molnar's inaugural year at UMass was a tough one in the record book, the program does have a bright future. Nearly all of the 2012 freshman class saw significant playing time as either starters or key reserves. The 2013 class is the most talented ever to join the University and was ranked among the top-5 in the MAC. UMass earned its first FBS win on Nov. 10, 2012 with a 22-14 victory at Akron. Three Minutemen earned All-MAC honors and following the season, running back Mike Cox was drafted by the New York Giants while three others signed NFL undrafted free agent contracts.

Molnar joined the Minutemen after two seasons with Notre Dame as the offensive coordinator and quarterbacks coach. In his time with the Fighting Irish, the Morristown, N.J., native helped the program to an 8-4 record in 2011 and an appear-

ance in the Champs Sports Bowl along with an 8-5 record in 2010 and an appearance in the Sun Bowl.

"This is an opportunity I worked for my whole career and there is no limit to my excitement that guiding the UMass football program brings me," said Molnar. "I have a vision for this program into the future and we are going to do nothing but great things at the University of Massachusetts."

"Coach Molnar has a track record of winning and has the history of being associated with programs that have won, that have shaped the lives of student-athletes, and that were first-class making their universities, their students, faculty, friends and alumni proud," said University President Robert L. Caret.

The 2013 season will be Molnar's 30th overall including 11 seasons as an offensive coordinator and 17 seasons coaching quarterbacks.

Prior to his time at Notre Dame, Molnar was an integral piece of Cincinnati's rise capped by a Big East Championship, Sugar Bowl Appearance and top-five final ranking in the BCS standings in 2009.

Molnar also has extensive experience with the Mid-American Conference after working at Central Michigan, Western Michigan, Kent State, and Eastern Michigan.

For the six seasons prior to joining UMass, Molnar worked alongside current Notre Dame head coach Brian Kelly.

"Charley was a part of my offensive staff the last six years and a key figure in the success we had at Central Michigan, Cincinnati and Notre Dame. Charley's familiarity with the Mid-American Conference and strong recruiting connections on the East Coast will truly benefit him at UMass," said Kelly.

For the second straight year, Molnar helped the Irish earn a bowl game bid in 2011 thanks in part to the play of quarterback Tommy Rees. Rees threw for over 2,700 yards that season with 19 touchdowns averaging 225.7 yards per game. As a unit, the Irish averaged 424.1 yards per game on offense thanks in part to the Rees and 1,000-yard rusher Cierre Wood. Alongside Wood, Jonas Gray netted nearly 800 yards rushing and 12 touchdowns on the ground.

Highlighting the 2011 season for the Irish were wins over Michigan State, Pittsburgh, Purdue, and Air Force.

In 2010, his first year with the Irish, Molnar helped install a new offensive system and developed both Dayne Crist and Rees as first-time starting quarterbacks. Crist started the first

### MOLNAR QUICK REFERENCE

Age: 51

Hometown: Morristown, N.J.

High School: Bayley-Ellard (N.J.) High School

College: Lock Haven (Political Science '84)

Wife: Meg

Children: Sons - Charley III, Tate, Bryce, Mitch & Dominic; Daughters - Gillian, Gemma, and Gianna

nine games and passed for 2,033 yards with 15 touchdowns before injuring a knee in the first quarter of the ninth game. Rees played the rest of the ninth game after Crist was injured and completed 33 of 54 passes for 334 yards with four touchdowns. He started the final four games and led the Irish to wins over No. 15 Utah, Army, at USC and Miami (Fla.) in the Hyundai Sun Bowl.

Under Molnar's tutelage, Rees set Notre Dame freshman records in touchdown passes (12) and completion percentage (61.0). He also ranked in the top five among freshman Irish quarterbacks in completions (third, 100), yards (second, 1,106) and passing efficiency (second, 132.70).

From 2006-09, Molnar coached alongside current Irish head football coach Brian Kelly at Cincinnati and Central Michigan and helped develop record-breaking quarterbacks and wide receivers. With the Bearcats, Molnar was passing game coordinator and coached the wide receivers from 2007-09. He oversaw the two most prolific passing seasons in Cincinnati history and mentored a pair of record-setting receivers.

Wide receivers Mardy Gilyard and Dominick Goodman flourished with Molnar as their coach. Goodman played for Molnar from 2007-08 and initially set Cincinnati career records with 2,512 receiving yards and 22 receiving touchdowns. Goodman also tied the previous school record with 204 career catches. Gilyard received Molnar's tutelage from 2007-09 and broke Goodman's career records by recording 3,053 receiving yards and 25 TD catches. Fittingly, Gilyard also finished his Bearcat career with 204 receptions, tying the school record.

In 2009, Molnar's passing attack averaged 308.77 yards per game to rank eighth in the nation and the 4,014 passing yards set the Cincinnati single-season record. The Bearcats ranked fourth in the country in passing efficiency (161.21), thanks, in part, to a school record 39 TD passes. Cincinnati's high-octane offense averaged 447.5 total yards per game (11th in the nation) and tallied the fifth-most points in the Football Bowl Subdivision at 38.6 per game.

With Molnar's guidance, Gilyard became just the second Cincinnati player ever to be named an All-American by the American Football Coaches Association. He caught a school-record 87 passes for 1,191 yards with 11 TDs and ranked in the top 20 nationally in receptions and receiving yards per game. Gilyard was named first-team all-BIG EAST for the second year in a row and became the Bearcats' first player with multiple 1,000-yard receiving seasons.

Armon Binns developed into a solid complementary receiver opposite Gilyard in 2009. Entering the season, Binns had registered two career receptions for 19 yards and zero TDs, but Binns became a second-team all-BIG EAST performer under Molnar after totaling 61 receptions for 888 yards and 11 TDs.

Gilyard and Goodman both experienced career seasons in 2008 as Gilyard set the Cincinnati record with 1,276 receiving yards and Goodman totaled 1,028 yards receiving. The duo became the first Bearcats players to eclipse 1,000 receiving yards together in the same season since 1968 when Jim O'Brien and Tom Rossley accomplished the feat.

Gilyard caught 81 passes and 11 TDs in his breakthrough season and ranked eighth in the nation in total receiving yards, en route to being named first-team all-BIG EAST. Goodman recorded 84 receptions (a school record, at the time) and seven TDs.

In 2007, Molnar's aerial attack proved a harbinger of things



Charley Molnar gets the "Gatorade Shower" after his first win as head coach and UMass' first win as an FBS program - 22-14 on Nov. 10, 2012 at Akron.



# 2013 UMASS FOOTBALL

## Head Coach Charley Molnar

to come for Bearcats fans as Cincinnati passed for 3,720 yards and 36 TDs - both school records, at the time. The Bearcats ranked eighth in the country in passing efficiency (149.38) and averaged 286.2 passing yards per game to rank 20th nationally. Marcus Bennett was selected second-team all-BIG EAST after tallying a school-record 13 TD receptions.

Prior to Cincinnati, Molnar joined Kelly's Central Michigan staff in 2006 when he helped the Chippewas win 10 games for the first time since 1979. Central Michigan won its Mid-American Conference division, the MAC championship and was victorious in the Motor City Bowl. The Chippewas' offense ranked first in the MAC in scoring and second in passing.

Molnar coached the quarterbacks and wide receivers at Central Michigan and developed the most prolific freshman quarterback and wide receiver duo in the nation in 2006. Dan LeFevour was named MAC Freshman of the Year and was selected first-team all-MAC after he led the conference in passing TDs, passing yards, passing efficiency, completion percentage, total completions and total yards. Under Molnar's tutelage, LeFevour completed 247 of 388 pass attempts for 3,031 yards with 26 TDs. He also rushed 132 times for 521 yards and seven TDs and ranked 13th nationally in total offense (253.7 yards per game). LeFevour set school records for passing yards and TD passes, and his 3,552 total yards also were a Central Michigan record. He finished his rookie campaign ranked 19th nationally in passing efficiency.

On the receiving end of many LeFevour passes was freshman wide receiver Bryan Anderson who snagged a school-record 73 passes for 877 yards and five TDs. Anderson also was named first-team all-MAC and was selected a first-team freshman All-American.

Molnar completed a rare coaching feat at the conclusion of the 2006 season. Not only was he on the sidelines for 15 contests, including the 2006 MAC Championship Game, 2006 Motor City Bowl and 2007 International Bowl, but he coached

the MVP in all three postseason games.

Molnar directed another record-setting quarterback during his only season at Indiana State in 2005. As the associate head coach and offensive coordinator of the Sycamores, Molnar's offense broke six school passing records (including passing yards, completion percentage and TD passes) and two of his players combined to break 11 single-season or single-game school marks. Quarterback Blayne Baggett completed 284 of 473 passes for 2,741 yards, all school records. Baggett's 284 completions also were a Gateway Conference single-season record. Wide receiver Sam Logan was the primary beneficiary, as his 77 receptions were a Sycamore record and his 849 receiving yards ranked second in school history. Logan was honored after the season as a first-team all-Gateway Conference performer.

Molnar coached quarterbacks from 2003-04 at Western Michigan and was forced to develop multiple signal-callers each season. In 2004, Molnar helped three quarterbacks combine to pass for 2,913 yards (264.8 yards per game) with 23 passing TDs. He also had to prepare three Bronco quarterbacks in 2003 as he guided them to the eighth-ranked passing attack in the nation with 3,701 passing yards (308.4 yards per game) and 31 TDs. Chad Munson passed for 2,123 yards with 18 TD passes in 2003, while Jon Drach completed 67.0 percent of his passes for 1,499 yards and 13 TDs.

A one-year stop at Eastern Michigan in 2002 as quarterbacks coach followed a one-year stint as wide receivers coach at Eastern Illinois in 2001.

From 1990-2000, Molnar spent time as offensive coordinator as well as working with quarterbacks and wide receivers at two universities. He worked for seven seasons from 1994-2000 at Kent State after he worked in the same position at Illinois State from 1990-93.

Prior to Illinois State, Molnar called the offensive plays and coached quarterbacks at Western Carolina in 1989. He



made his first foray into major college football as a graduate assistant in 1987-88 at Virginia. With the Cavaliers, he assisted the quarterbacks coach.

Molnar's first coaching job came at his alma mater, Lock Haven University. From 1984-86 he worked with the wide receivers, tight ends, running backs and kickers.

A 1984 graduate of Lock Haven, Molnar earned his bachelor's degree in political science. He was born July 23, 1961, and he and his wife, Meg, have eight children: Charley III, Gillian, Tate, Bryce, Mitch, Gemma, Gianna and Dominic.

## MOLNAR'S CAREER COACHING RECORD

| Season | School           | Job                                   | Head Coach    | Record                | Notes   |
|--------|------------------|---------------------------------------|---------------|-----------------------|---|
| 1984   | Lock Haven       | WR/RB/TE/PK                           | Jack Fisher   | 1-9                   |   |
| 1985   | Lock Haven       | WR/RB/TE/PK                           | Jack Fisher   | 3-7                   |   |
| 1986   | Lock Haven       | WR/RB/TE/PK                           | Jack Fisher   | 1-9                   |   |
| 1987   | Virginia         | Grad Asst.                            | George Welsh  | 8-4 (5-2 ACC)         | All American Bowl Champs  |
| 1988   | Virginia         | Grad Asst.                            | George Welsh  | 7-4 (5-2 ACC)         |   |
| 1989   | Western Carolina | Quarterbacks                          | Dale Strahm   | 3-8-1 (1-4-1 SoCon)   |   |
| 1990   | Illinois State   | Offensive Coord./QB/WR                | Jim Heacock   | 5-6 (3-3 Gateway)     |   |
| 1991   | Illinois State   | Offensive Coord./QB/WR                | Jim Heacock   | 5-6 (1-5 Gateway)     |   |
| 1992   | Illinois State   | Offensive Coord./QB/WR                | Jim Heacock   | 5-6 (2-4 Gateway)     |   |
| 1993   | Illinois State   | Offensive Coord./QB/WR                | Jim Heacock   | 6-4-1 (2-3-1 Gateway) |   |
| 1994   | Kent State       | Quarterbacks                          | Jim Corrigan  | 2-9 (2-7 MAC)         |   |
| 1995   | Kent State       | Quarterbacks/WR                       | Jim Corrigan  | 1-9-1 (0-7-1 MAC)     |   |
| 1996   | Kent State       | Offensive Coord./QB/WR                | Jim Corrigan  | 2-9 (1-7 MAC)         |   |
| 1997   | Kent State       | Offensive Coord./QB/WR                | Jim Corrigan  | 3-8 (3-5 MAC)         |   |
| 1998   | Kent State       | Offensive Coord./QB                   | Dean Pees     | 0-11 (0-8 MAC)        |   |
| 1999   | Kent State       | Offensive Coord./QB                   | Dean Pees     | 2-9 (2-6 MAC)         |   |
| 2000   | Kent State       | Offensive Coord./QB                   | Dean Pees     | 1-10 (1-7 MAC)        |   |
| 2001   | Eastern Illinois | Wide Receivers                        | Bob Spoo      | 9-1 (6-0 OVC)         | Conf. Champs, Tony Romo was QB and OVC Offensive POY; D-IAA Playoffs 1st Rd.  |
| 2002   | Eastern Michigan | Quarterbacks                          | Jeff Woodruff | 3-9 (2-7 MAC)         | Kevin Walter was WR (NFL draft pick)  |
| 2003   | Western Michigan | Quarterbacks                          | Gary Darnell  | 5-7 (4-4 MAC)         | Guided QBs to 8th-ranked passing attack in nation (308 pass yards/gm)   |
| 2004   | Western Michigan | Quarterbacks                          | Gary Darnell  | 1-10 (0-8 MAC)        | 3 QBs combined for 2,900 passing yards  |
| 2005   | Indiana State    | Assoc. Head Coach/Offensive Coord./QB | Lou West      | 0-11 (0-7 MVC)        | QB Blayne Baggett sets school record for passing yards in season  |
| 2006   | Central Michigan | Quarterbacks/WR                       | Brian Kelly   | 10-4 (7-1 MAC)        | MAC Champs, Motor City Bowl Champs; Dan LeFevour QB breaks school records for passing yds, TD passes, total offense (as a freshman) |
| 2007   | Cincinnati       | Passing Game Coord./WR                | Brian Kelly   | 10-3 (4-3 Big East)   | PapaJohns.com Bowl Champs, QB Ben Mauk has 3rd 3,000 yard season in program history   |
| 2008   | Cincinnati       | Passing Game Coord./WR                | Brian Kelly   | 11-3 (6-1 Big East)   | Big East Champs, Lose in Orange Bowl to Va Tech, Tony Pike (QB) All-Big East 2nd team   |
| 2009   | Cincinnati       | Passing Game Coord./WR                | Brian Kelly   | 12-1 (7-0 Big East)   | Big East Champs, Lose in Sugar Bowl to Tim Tebow/Florida, Tony Pike (QB) and Mardy Gilyard (WR) All-Big East 1st team               |
| 2010   | Notre Dame       | Offensive Coord./QB                   | Brian Kelly   | 8-5                   | Won Sun Bowl over Miami   |
| 2011   | Notre Dame       | Offensive Coord./QB                   | Brian Kelly   | 8-4                   | Champs Sports Bowl  |
| 2012   | Massachusetts    | Head Coach                            |               | 1-11 (1-7 MAC)        | Guided UMass through first season at the FBS level  |



# 2013 UMASS FOOTBALL

## Coaching Staff



## Phil ELMASSIAN

Defensive Coord./Linebackers  
Second Year at UMass  
William & Mary '74

A veteran collegiate defensive coach, Phil Elmassian joined UMass as the defensive coordinator and linebackers coach prior to the 2012 season. Since 1974 Elmassian has coached collegiate football at the highest levels covering 38 years including 10 as a defensive coordinator.

Elmassian (pronounced el-MAY-shun) spent last season with Purdue marking his second coaching stint with the Boilermakers. Prior to that, he spent the two seasons as the defensive coordinator at Illinois State, and has served in the same capacity at West Virginia, LSU, Boston College and Virginia Tech, as well as the linebackers coach Marshall and defensive backs coach at Nebraska, Wisconsin, Syracuse, Minnesota and East Carolina. He has mentored 26 all-conference players, including two All-Americans, and has coached in 18 bowls in his career.

The veteran coach has been a part of championships in four conferences and has served as the defensive coordinator at five NCAA Division I FBS schools: Louisiana-Monroe, LSU, Virginia Tech, Boston College and West Virginia.

His five league titles include Marshall's Mid-American Conference Championship in 2002; Washington's Pac-10 Championship in 1995; and Virginia's Atlantic Coast Conference Championship in 1989. He also helped lead Wisconsin to the Rose Bowl and Big Ten Championships in 1998 and 1999, as the Badger defense led the nation in scoring defense in 1998 and ranked fifth in 1999.

With Elmassian on staff, the 2003 Boilermakers finished third in the Big Ten in scoring, rushing and total defense and fourth in the league in pass defense. Purdue ranked second in the Big Ten, and 19th in the nation, in pass efficiency defense in 2003, and also ranked 13th nationally in total defense.

During Elmassian's stint at Wisconsin, the Badgers led the nation in scoring defense in 1998 (11.9 points per game) and ranked fifth in 1999 (12.8). They were No. 1 in the Big Ten in scoring defense, total defense (298.1 - 15th nationally) and passing defense (97.9 - fifth nationally) in 1999. Wisconsin became the first Big Ten school to win back-to-back Rose Bowls in 1998 and 1999, defeating the high-powered offenses of UCLA and Stanford. All four of the Badgers' defensive backs earned first team, second team or honorable mention all-conference honors in 1999. Cornerback Jamar Fletcher led the nation in interceptions in 1998 with seven and went on to be named the Big Ten Defensive Player of the Year, earn consensus All-America honors and win the Jim Thorpe Award as the nation's outstanding defensive back in 2000.

Elmassian (born April 28, 1951) is a 1974 graduate of William and Mary, where he played defensive back under Lou Holtz. He and his wife, Mary, have three children, Claire, Dylan and Olivia.

| Year | Team                  | Position                                    | W-L    | Postseason/Bowl Game      |
|------|-----------------------|---|--------|---------------------------|
| 1974 | William & Mary        | Quarterbacks Coach/<br>Running Backs Coach  | 4-7    | -                         |
| 1975 | William & Mary        | Quarterbacks Coach/<br>Running Backs Coach  | 2-9    | -                         |
| 1976 | Richmond              | Quarterbacks Coach/<br>Running Backs Coach  | 5-6    | -                         |
| 1977 | Richmond              | Quarterbacks Coach/<br>Running Backs Coach  | 3-8    | -                         |
| 1978 | Richmond              | Quarterbacks Coach/<br>Running Backs Coach  | 3-8    | -                         |
| 1979 | Ferrum Junior College | Defensive Coordinator                       | -      | -                         |
| 1980 | Ferrum Junior College | Defensive Coordinator                       | -      | -                         |
| 1981 | Ferrum Junior College | Defensive Coordinator                       | -      | -                         |
| 1982 | Ferrum Junior College | Defensive Coordinator                       | -      | -                         |
| 1983 | East Carolina         | Defensive Backs Coach                       | 8-3    | -                         |
| 1984 | Minnesota             | Defensive Backs Coach                       | 6-5    | -                         |
| 1985 | Virginia Tech         | Defensive Backs Coach                       | 6-5    | -                         |
| 1986 | Virginia Tech         | Defensive Backs Coach                       | 10-1-1 | Peach Bowl                |
| 1987 | Virginia              | Defensive Backs Coach                       | 8-4    | All-American Bowl         |
| 1988 | Virginia              | Defensive Backs Coach                       | 7-4    | -                         |
| 1989 | Virginia              | Defensive Backs Coach                       | 10-3   | Citrus Bowl               |
| 1990 | Virginia              | Defensive Backs Coach                       | 8-4    | Sugar Bowl                |
| 1991 | Syracuse              | Defensive Backs Coach                       | 10-2   | Hall of Fame Bowl         |
| 1992 | Syracuse              | Defensive Backs Coach                       | 10-2   | Fiesta Bowl               |
| 1993 | Virginia Tech         | Defensive Coordinator                       | 9-3    | Independence Bowl         |
| 1994 | Virginia Tech         | Defensive Coordinator                       | 8-4    | Gator Bowl                |
| 1995 | Washington            | Defensive Backs Coach                       | 7-4-1  | Sun Bowl                  |
| 1996 | Boston College        | Defensive Coordinator                       | 5-7    | -                         |
| 1997 | Wisconsin             | Defensive Backs Coach                       | 8-5    | Outback Bowl              |
| 1998 | Wisconsin             | Defensive Backs Coach                       | 11-1   | Rose Bowl                 |
| 1999 | Wisconsin             | Defensive Backs Coach                       | 10-2   | Rose Bowl                 |
| 2000 | LSU                   | Defensive Coordinator                       | 8-4    | Peach Bowl                |
| 2001 | West Virginia         | Defensive Coordinator                       | 3-8    | -                         |
| 2002 | Marshall              | Linebackers Coach                           | 11-2   | GMAC Bowl                 |
| 2003 | Purdue                | Defensive Backs Coach                       | 9-4    | Citrus Bowl               |
| 2004 | Nebraska              | Defensive Backs Coach                       | 5-6    | -                         |
| 2005 | Nebraska              | Defensive Backs Coach                       | 8-4    | Alamo Bowl                |
| 2006 | Nebraska              | Defensive Backs Coach                       | 9-5    | Cotton Bowl               |
| 2007 | Nebraska              | Defensive Backs Coach                       | 5-6    | -                         |
| 2008 | Louisiana-Monroe      | Defensive Coordinator                       | 4-8    | -                         |
| 2009 | Illinois State        | Defensive Coordinator                       | 6-5    | -                         |
| 2010 | Illinois State        | Defensive Coordinator                       | 6-5    | -                         |
| 2011 | Purdue                | Linebackers Coach                           | 7-6    | Little Caesars Pizza Bowl |
| 2012 | UMass                 | Defensive Coordinator/<br>Linebackers Coach | 1-11   | -                         |



# 2013 UMASS FOOTBALL

## Coaching Staff



### John BOND

Offensive Coord./  
Quarterbacks  
First Year at UMass  
Arkansas '85

With 28 years of coaching experience, John Bond was named the UMass Offensive Coordinator/Quarterbacks Coach in Spring 2013.

Bond spent the previous five years as the offensive coordinator and quarterbacks coach at Georgia State before joining the Minutemen. He also had prior coaching stints at Georgia Tech, Northern Illinois, Army and Illinois State.

Bond was named the first offensive coordinator in the history of Georgia State football starting in 2008 when the school announced the addition of the program. In his time with the Panthers, he coached seven all-conference selections and saw two of his offensive standouts be invited to 2013 NFL Rookie Camps.

Before joining Bill Curry's original Georgia State staff in July 2008, Bond served the 2007 season as offensive coordinator and quarterbacks coach at Georgia Tech. At Tech, his offense was led by all-Atlantic Coast Conference running back Tashard Choice, the ACC rushing leader who was drafted by the Dallas Cowboys.

He spent the previous three seasons coaching one of the nation's most prolific rushing attacks as offensive coordinator at Northern Illinois (2004-06). All-America Garrett Wolfe led the nation in rushing in 2006 after ranking second as a junior and fifth as a sophomore. The third-round draft pick played for the Chicago Bears.

Bond helped Northern Illinois to two Mid-American Conference Western Division titles and two bowl games, highlighted by a 9-4 record in 2004, when the Huskies ranked 11th in the nation in rushing, 14th in scoring and 14th in total offense.

Before going to Northern Illinois, Bond served four seasons (2000-03) as offensive coordinator and quarterbacks coach at Army, where he fashioned a wide-open offense that broke 35 school records.

Bond's first full-time coaching position was at Southwest Missouri State, where he served as running backs coach and recruiting coordinator from 1986-90. The Bears won two conference titles and reached the NCAA I-AA playoffs twice, advancing to the quarterfinals in 1989.

He served as quarterbacks coach at UTEP from 1991-93 and then as quarterback coach and passing game coordinator at Delta State in 1994-95.

From there, Bond moved to a four-year stint at Illinois State, serving as wide receivers coach in 1996 before he was elevated to offensive coordinator and quarterbacks coach for his final three years (1997-99). The Redbirds ranked in the top 10 in the nation in scoring his final two years. In 1999, Illinois State reached the NCAA I-AA national semifinals, and Bond was a finalist for the American Football Coaches Association's Assistant Coach of the Year award.

His coaching background also includes two seasons as a student assistant (1983-84) and one year as a graduate assistant (1985) at his alma mater, Arkansas, where he worked under Lou Holtz and Ken Hatfield.

A native of Rogers, Ark., Bond was an all-state quarterback for his father, Gary Bond, at Rogers High School. The elder Bond is a member of the state's high school federation Hall of Fame, and John was inducted into the Rogers High Hall of Fame.

Bond, who played one season at Arkansas before a career-ending injury, earned a bachelor's degree in physical education in 1985.

He is married to the former Jennifer Wilder, and the couple has two daughters, MacKenzie and Mallory, and one son, Brody.

| Year | Team                   | Position                                       | W-L   | Postseason/Bowl Game |
|------|------------------------|--|-------|----------------------|
| 1985 | Arkansas               | Graduate Assistant                             | 6-2   | Holiday Bowl         |
| 1986 | Southwest Missouri St. | Running Backs Coach/<br>Recruiting Coordinator | 3-7   | -                    |
| 1987 | Southwest Missouri St. | Running Backs Coach/<br>Recruiting Coordinator | 5-6   | -                    |
| 1988 | Southwest Missouri St. | Running Backs Coach/<br>Recruiting Coordinator | 5-5   | -                    |
| 1989 | Southwest Missouri St. | Running Backs Coach/<br>Recruiting Coordinator | 10-3  | D1-AA Quarterfinals  |
| 1990 | Southwest Missouri St. | Running Backs Coach/<br>Recruiting Coordinator | 9-3   | D1-AA First Rd.      |
| 1991 | UTEP                   | Quarterbacks Coach                             | 4-7-1 | -                    |
| 1992 | UTEP                   | Quarterbacks Coach                             | 1-10  | -                    |
| 1993 | UTEP                   | Quarterbacks Coach                             | 1-11  | -                    |
| 1994 | Delta State            | Quarterbacks Coach/<br>Pass Game Coordinator   | 3-5-2 | -                    |
| 1995 | Delta State            | Quarterbacks Coach/<br>Pass Game Coordinator   | 5-6   | -                    |
| 1996 | Illinois State         | Wide Receivers Coach                           | 3-8   | -                    |
| 1997 | Illinois State         | Offensive Coordinator/<br>Quarterbacks Coach   | 2-6   | -                    |
| 1998 | Illinois State         | Offensive Coordinator/<br>Quarterbacks Coach   | 8-4   | D1-AA First Rd.      |
| 1999 | Illinois State         | Offensive Coordinator/<br>Quarterbacks Coach   | 11-3  | D1-AA Semifinals     |
| 2000 | Army                   | Offensive Coordinator/<br>Quarterbacks Coach   | 1-10  | -                    |
| 2001 | Army                   | Offensive Coordinator/<br>Quarterbacks Coach   | 3-8   | -                    |
| 2002 | Army                   | Offensive Coordinator/<br>Quarterbacks Coach   | 1-11  | -                    |
| 2003 | Army                   | Offensive Coordinator/<br>Quarterbacks Coach   | 0-13  | -                    |
| 2004 | Northern Illinois      | Offensive Coordinator                          | 9-3   | Silicon Valley Bowl  |
| 2005 | Northern Illinois      | Offensive Coordinator                          | 7-5   | -                    |
| 2006 | Northern Illinois      | Offensive Coordinator                          | 7-6   | Poinsettia Bowl      |
| 2007 | Georgia Tech           | Offensive Coordinator/<br>Quarterbacks Coach   | 7-6   | Humanitarian Bowl    |
| 2008 | Georgia State          | Offensive Coordinator/<br>Quarterbacks Coach   | -     | -                    |
| 2009 | Georgia State          | Offensive Coordinator/<br>Quarterbacks Coach   | -     | -                    |
| 2010 | Georgia State          | Offensive Coordinator/<br>Quarterbacks Coach   | 6-5   | -                    |
| 2011 | Georgia State          | Offensive Coordinator/<br>Quarterbacks Coach   | 3-8   | -                    |
| 2012 | Georgia State          | Offensive Coordinator/<br>Quarterbacks Coach   | 1-10  | -                    |

# 2013 UMASS FOOTBALL

## Coaching Staff



### Dave SOLLAZZO

Second Year at UMass  
Asst. Head Coach/  
Defensive Line  
The Citadel '77

A veteran collegiate coach with 35 years of experience, Dave Sollazzo joined Charley Molnar's staff as the assistant head coach and defensive line coach prior to the 2012 season. Of his extensive coaching career, 13 of those were spent at Maryland where he helped the Terps reach eight bowl games.

Sollazzo joins UMass after spending the 2011 season coaching the defensive line at former CAA rival Villanova where the Wildcats led the conference in rushing defense.

Prior to that, he spent 10 seasons at the University of Maryland as the defensive line coach and served as the Terrapin recruiting coordinator for his final five years in College Park. During his last four years at Maryland, the Terps signed 72 student-athletes ranked among the top 100 nationally at their positions, including 17 All-Americans.

Sollazzo spent two seasons (1999-00) as the defensive tackles coach at Georgia Tech helping the Yellow Jackets to the 1999 Gator Bowl and the 2000 Peach Bowl. Before arriving at Georgia Tech, Sollazzo was the defensive line coach at his alma mater, The Citadel, from 1989-98. As a player, Sollazzo was a defensive lineman at The Citadel from 1973-76.

Between his coaching and recruiting at Maryland, Sollazzo helped several individual players achieve at the highest levels.

In 2010, he guided defensive lineman Joe Vellano to second team All-ACC honors and helped the Terps to the second biggest turn around in the country going from 2-10 in 2009 to 9-4 in 2010. Maryland closed out the 2010 campaign with a victory over East Carolina in the Military Bowl.

Over his last three seasons in College Park, the Terps signed 72 student-athletes ranked among the 100 nationally at their positions, including 17 All-Americans. In addition, 56 of the 88 signees received all-state recognition during their careers.

The 2009 recruiting class was ranked No. 26 nationally by Rivals.com (highest since 2005) and 27th by Scout.com.

On the field Sollazzo groomed a number of players for the next level. Jeremy Navarre, a four-year starter, earned honorable mention All-ACC honors in 2008 en route to signing with the NFL's Jacksonville Jaguars where he earned extensive playing time.

Dean Muhtadi, a significant contributor in 2007 and 2008, also moved onto the NFL, where he spent time with Green Bay and Arizona.

In 2007, the defensive line was led by Dre Moore who secured first-team All-ACC honors and went on to be selected in the fourth round of the 2008 NFL Draft by the Tampa Bay Buccaneers. In 2006, Moore anchored the line along with Conrad Bolston, who played parts of two seasons in the NFL.

In 2004, the Terrapin defense ranked 21st nationally, giving up an average of 315.3 yards per game. Though it had lost standout DT Randy Starks a year early (selected by the Tennessee Titans in the 2004 NFL Draft), the defensive line still performed well, helping the team to top 25 rankings in three categories.

In 2003, the Terps were first in the league in total defense (15th nationally) and pass defense while finishing third in rushing defense. They recorded 35 sacks, just one fewer than league leader Florida State, and Starks became just the second Maryland tackle in 15 years to earn first team all-conference honors.

Maryland finished second in the ACC in 2002 in total defense while holding its opponents to 57 yards below their season rushing averages coming into their respective games with the Terrapins. In addition, the Terps finished atop the league and seventh nationally in scoring defense, yielding just 16.3 points per game. Individually, Starks earned second-team All-ACC honors in just his second season.

In his first year back at UM, Sollazzo took a group that entered the season as a concern in terms of talent and depth, and turned it into a rock-solid unit that helped anchor one of the top defenses in the ACC as the team led the league in rushing and scoring defense. Under his tutelage, nose tackle Charles Hill became an honorable mention All-ACC pick and, ultimately, a third-round choice of the Houston Texans in the 2002 NFL Draft.

Prior to his stint at Maryland, Sollazzo spent two seasons (1999-00) at Georgia Tech as a defensive tackles coach helping the Yellow Jackets reach bowl games each year (1999 Gator Bowl / 2000 Peach Bowl).

Before joining the Yellow Jackets, Sollazzo was the defensive line coach at The Citadel from 1989-98. The Citadel was another homecoming for Sollazzo, as he had lettered for the Bulldogs for three years on the defensive line from 1974-76. In that time, he started 33 consecutive games under former Maryland coach Bobby Ross. His position coach was Ralph Friedgen.

As a coach at The Citadel, Sollazzo helped Brad Keeney achieve All-America honors and Southern Conference-leading totals in sacks and tackles for loss in 1995.

In addition, he coached nine other defensive linemen to all-conference honors while with the Bulldogs. The highlight of his coaching career in Charleston, S.C., however, may have been his involvement in helping The Citadel to the 1992 Southern Conference championship and a No. 1 ranking at the end of the regular season. That squad led the nation in points allowed (13 ppg) and finished sixth in pass efficiency defense. In 1997, he was a part of an impressive defensive effort in which the Bulldogs finished their season by not allowing a touchdown over the final 13 quarters.

Along with his ties to Maryland and The Citadel, Sollazzo has an extensive history in prep coaching. With the exception of the Maryland job in 1984 (a season that saw the Terps win the ACC and earn a berth in the Sun Bowl), Sollazzo was a high school defensive coordinator in South Carolina from 1978-85.

Sollazzo was born in the same hometown as Friedgen, Harrison, N.Y., on Christmas Eve, 1955, and earned his degree from The Citadel in 1977. He and his wife, Ellen, have a son, Christopher.

| Year | Team             | Position  | W-L   | Postseason/Bowl Game |
|------|------------------|---|-------|----------------------|
| 1984 | Maryland         | Graduate Assistant/<br>Linebackers              | 9-3   | Sun Bowl             |
| 1986 | Maryland         | Volunteer Asst. Coach/<br>Defensive Line        | 5-5-1 | -                    |
| 1987 | Maryland         | Volunteer Asst. Coach/<br>Defensive Line        | 4-7   | -                    |
| 1988 | Guilford College | Defensive Line Coach                            | 2-8   | -                    |
| 1989 | The Citadel      | Defensive Line Coach                            | 5-5-1 | -                    |
| 1990 | The Citadel      | Defensive Line Coach                            | 7-5   | D1-AA First Rd.      |
| 1991 | The Citadel      | Defensive Line Coach                            | 7-4   | -                    |
| 1992 | The Citadel      | Defensive Line Coach                            | 11-2  | D1-AA Quarterfinals  |
| 1993 | The Citadel      | Defensive Line Coach                            | 5-6   | -                    |
| 1994 | The Citadel      | Defensive Line Coach                            | 6-5   | -                    |
| 1995 | The Citadel      | Defensive Line Coach                            | 2-9   | -                    |
| 1996 | The Citadel      | Defensive Line Coach                            | 4-7   | -                    |
| 1997 | The Citadel      | Defensive Line Coach                            | 6-5   | -                    |
| 1998 | The Citadel      | Defensive Line Coach                            | 5-6   | -                    |
| 1999 | Georgia Tech     | Defensive Tackles Coach                         | 8-4   | Gator Bowl           |
| 2000 | Georgia Tech     | Defensive Tackles Coach                         | 9-3   | Peach Bowl           |
| 2001 | Maryland         | Defensive Line Coach/<br>NFL Liaison            | 10-2  | Orange Bowl          |
| 2002 | Maryland         | Defensive Line Coach/<br>NFL Liaison            | 11-3  | Peach Bowl           |
| 2003 | Maryland         | Defensive Line Coach/<br>NFL Liaison            | 10-3  | Gator Bowl           |
| 2004 | Maryland         | Defensive Line Coach/<br>NFL Liaison            | 5-6   | -                    |
| 2005 | Maryland         | Defensive Line Coach/<br>Recruiting Coordinator | 5-6   | -                    |
| 2006 | Maryland         | Defensive Line Coach/<br>Recruiting Coordinator | 9-4   | Champs Sports Bowl   |
| 2007 | Maryland         | Defensive Line Coach/<br>Recruiting Coordinator | 6-7   | Emerald Bowl         |
| 2008 | Maryland         | Defensive Line Coach/<br>Recruiting Coordinator | 8-5   | Humanitarian Bowl    |
| 2009 | Maryland         | Defensive Line Coach/<br>Recruiting Coordinator | 2-10  | -                    |
| 2010 | Maryland         | Defensive Line Coach/<br>Recruiting Coordinator | 9-4   | Military Bowl        |
| 2011 | Villanova        | Defensive Line Coach                            | 2-9   | -                    |
| 2012 | UMass            | Assistant Head Coach/<br>Defensive Line Coach   | 1-11  | -                    |



# 2013 UMASS FOOTBALL

## Coaching Staff



### Greg BURNS

First Year at UMass  
Defensive Backs  
Washington State '95

Greg Burns, a 16-year coaching veteran in the NCAA and NFL ranks, was named as the Defensive Backs Coach in Spring 2013.

The 2013 season will mark Burns' 17th season as a coach with stops at Purdue, Arizona State, Kansas State, USC, Louisville and in the NFL with the Tampa Bay Buccaneers to his credit. He has coached in 10 Bowl Games, including four BCS Bowls, and was part of USC's back-to-back National Championships in 2003 and 2004.

Last season with Purdue, three of the Boilermakers' five players named to Big 10 All-Conference teams came from Burns' secondary. During his tenure, he has coached notables such as Troy Polamalu, Darnell Bing, Antonio Roundtree and Ronde Barber.

Burns joined the Purdue staff after spending the previous four seasons (2008-11) as the cornerbacks coach at Arizona State. The Sun Devils led the then-Pac-10 and finished among the nation's top units in rushing, passing and total defense in 2009.

Prior to ASU, Burns spent the 2007 season as secondary coach at Kansas State under defensive coordinator Tim Tibesar.

Burns has found success at many levels during his coaching career, spending 2006 as the defensive backs coach of the NFL's Tampa Bay Buccaneers after coaching the secondary at USC under Pete Carroll for four years (2002-05). Burns also coached for four seasons at Louisville (1998-2001) as well as one season at Idaho (1997).

During his time at Southern California, Burns developed a reputation as one of the brightest young secondary coaches in the country and mentored a number of stand-out performers, including All-American safeties Troy Polamalu (2002) and Darnell Bing (2005). He also coached first-team All-Pacific-10 Conference cornerback Will Poole in 2003. Burns also produced six All-Conference USA cornerbacks during his tenure at Louisville, including first-teamers Anthony Floyd (2000 and 2001) and Antonio Roundtree (1998). Burns also coached All-Pro cornerback Ronde Barber while with the Buccaneers.

Burns was a four-year letterwinner (1991-93, 1995) at Washington State, earning honorable mention All-Pac-10 honors in 1992. He earned his bachelor's degree in psychology from Washington State in 1995 and his master's from Washington State in 1997.

He and his wife Crystal have three sons, Cristopher, Carter and Cooper.

| Year | Team            | Position              | W-L  | Postseason/Bowl Game |
|------|-----------------|-----------------------|------|----------------------|
| 1997 | Idaho           | Defensive Backs Coach | 5-6  | -                    |
| 1998 | Louisville      | Cornerbacks Coach     | 7-5  | Motor City Bowl      |
| 1999 | Louisville      | Cornerbacks Coach     | 7-5  | Humanitarian Bowl    |
| 2000 | Louisville      | Cornerbacks Coach     | 9-3  | Liberty Bowl         |
| 2001 | Louisville      | Cornerbacks Coach     | 11-2 | Liberty Bowl         |
| 2002 | USC             | Defensive Backs Coach | 11-2 | Orange Bowl          |
| 2003 | USC             | Defensive Backs Coach | 12-1 | Rose Bowl            |
| 2004 | USC             | Defensive Backs Coach | 11-0 | Orange Bowl          |
| 2005 | USC             | Defensive Backs Coach | 12-1 | Rose Bowl            |
| 2006 | Tampa Bay (NFL) | Defensive Backs Coach | 9-7  | NFC Wild Card Game   |
| 2007 | Kansas State    | Defensive Backs Coach | 5-7  | -                    |
| 2008 | Arizona State   | Cornerbacks Coach     | 5-7  | -                    |
| 2009 | Arizona State   | Cornerbacks Coach     | 4-8  | -                    |
| 2010 | Arizona State   | Cornerbacks Coach     | 6-6  | -                    |
| 2011 | Arizona State   | Cornerbacks Coach     | 6-7  | MAACO Bowl           |
| 2012 | Purdue          | Defensive Backs Coach | 6-7  | Heart of Dallas Bowl |



### Ted DAISHER

Second Year at UMass  
Outside Linebackers /  
Special Teams  
Western Michigan '77

An experienced collegiate and professional football coach, Ted Daisher (pronounced DASHER) brings a wealth of knowledge to the UMass secondary as the safeties coach. Daisher has coached football since 1978 at all levels including six years in the National

Football League and one year in the United Football League.

In 2011, Daisher coached at Bryant serving as the defensive backs coach following his seven years working in professional football. While in the professional ranks, he worked on the staffs of the Philadelphia Eagles (2004-05 & 2009), the Oakland Raiders (2006), the Cleveland Browns (2007-08) and the Hartford Colonials (2010, UFL). During his first stint with the Eagles, he worked as the special teams quality control coach and assistant defensive line coach for Andy Reid's squad that reached the Super Bowl in Jacksonville, Fla.

At the collegiate level, the Michigan native has spent time at Illinois, Northern Illinois, Eastern Michigan, Cincinnati, Army, Indiana, and East Carolina. He helped Northern Illinois win the MAC Championship in 1983 and the California Bowl. He repeated those wins in 1987 with Eastern Michigan. In 2001, he served with East Carolina as the Pirates played in the GMAC Bowl.

Daisher graduated from Western Michigan where he was a letterwinner from 1975-77 as a wide receiver and defensive back. He and his wife Danielle have three children: Nicole, Ted and Taylor.

| Year | Team               | Position  | W-L   | Postseason/Bowl Game |
|------|--------------------|---|-------|----------------------|
| 1979 | Illinois           | Graduate Assistant  | 2-8-1 | -                    |
| 1980 | Northern Illinois  | Wide Receivers Coach  | 7-4   | -                    |
| 1981 | Northern Illinois  | Wide Receivers Coach  | 3-8   | -                    |
| 1982 | Northern Illinois  | Defensive Line Coach  | 5-5   | -                    |
| 1983 | Northern Illinois  | Defensive Line Coach  | 10-2  | California Bowl      |
| 1984 | Northern Illinois  | Defensive Line Coach/<br>Special Teams Coordinator          | 4-6-1 | -                    |
| 1985 | Eastern Michigan   | Linebackers Coach   | 4-7   | -                    |
| 1986 | Eastern Michigan   | Linebackers Coach   | 6-5   | -                    |
| 1987 | Eastern Michigan   | Linebackers Coach   | 10-2  | California Bowl      |
| 1988 | Eastern Michigan   | Linebackers Coach   | 6-3-1 | -                    |
| 1989 | Cincinnati         | Defensive Line Coach  | 1-9-1 | -                    |
| 1990 | Cincinnati         | Defensive Line Coach  | 1-10  | -                    |
| 1991 | Cincinnati         | Defensive Line Coach  | 4-7   | -                    |
| 1992 | Cincinnati         | Defensive Line Coach  | 3-8   | -                    |
| 1995 | Army               | Defensive Line Coach  | 5-5-1 | -                    |
| 1996 | Army               | Defensive Line Coach  | 10-2  | Independence Bowl    |
| 1997 | Army               | Defensive Line Coach  | 4-7   | -                    |
| 1998 | Indiana            | Defensive Line Coach  | 4-7   | -                    |
| 1999 | Indiana            | Defensive Line Coach  | 4-7   | -                    |
| 2000 | Indiana            | Defensive Line Coach  | 3-8   | -                    |
| 2001 | East Carolina      | Linebackers Coach   | 6-6   | GMAC Bowl            |
| 2002 | East Carolina      | Linebackers Coach   | 4-8   | -                    |
| 2004 | Philadelphia (NFL) | Special Team Quality<br>Control/Asst Defensive Line Coach   | 13-3  | Super Bowl Finalist  |
| 2005 | Philadelphia (NFL) | Special Teams Quality<br>Control/Asst. Defensive Line Coach | 6-10  | -                    |
| 2006 | Oakland (NFL)      | Special Teams Coordinator                                   | 2-14  | -                    |
| 2007 | Cleveland (NFL)    | Special Teams Coordinator                                   | 10-6  | -                    |
| 2008 | Cleveland (NFL)    | Special Teams Coordinator                                   | 4-12  | -                    |
| 2009 | Philadelphia (NFL) | Special Teams Coordinator                                   | 11-5  | NFC Wild Card Game   |
| 2010 | Hartford (UFL)     | Defensive Line Coach  | 3-5   | -                    |
| 2011 | Bryant             | Defensive Backs Coach                                       | 7-4   | -                    |
| 2012 | UMass              | Safeties Coach  | 1-11  | -                    |



# 2013 UMASS FOOTBALL

## Coaching Staff



### Dave JOHNSON

First Year at UMass  
Run Game Coordinator /  
Offensive Line  
West Virginia '85

Dave Johnson, a 28-year coaching veteran with offensive lines and tight ends, was named the Offensive Line Coach at the UMass during Spring 2013.

Johnson joins the Minutemen after coaching the past two seasons at Cincinnati where the Bearcats won two Big East Championships and had victories in the Liberty (2011) and Belk (2012) Bowls. The 28-year coaching veteran has served his entire career working with the offensive line and tight ends.

His coaching highlights include 16 Bowl Appearances with an 11-5 record in those games and nine Division IA conference Championship titles (Big East, SEC, MAC). Johnson has mentored 12 NFL players, five All-Americans and 32 all-conference selections.

In 2011 and 2012, Johnson was part of a Cincinnati offense that ranked among the best in the Big East each year. In 2012, the Bearcats led the league in scoring offense and rushing offense. Tight end Travis Kelce was taken in the 3rd Round of the NFL Draft, while he and three of Johnson's offensive linemen were named to all-conference teams.

Prior to joining UC, Johnson was the offensive line coach at West Virginia University from 2008-10. Behind the blocking of the line, the Mountaineer offense accumulated 400 or more yards of total offense in seven games in 2010. WVU finished No. 2 in the BIG EAST in passing, total offense and total first downs. WVU had the top passer in the league in passing yards per game, pass efficiency and second in total yards per game.

In 2009, the offensive line paved the way for the 13th 1,000-yard rusher in the past 14 season and first 2,000-yard passer since 1998. Of the 855 plays by the offense in 2009, each the five offensive linemen logged in more than 830 plays. In 2008, the offensive line was ranked No. 27 nationally for fewest sacks allowed. During his time at WVU, Johnson mentored All-American Ryan Stancheck and All-BIG EAST selections Selvish Capers, Mike Dent and Stancheck.

Johnson spent 2001-07 as the tight ends coach at the University of Georgia. The Bulldogs won 72 games, averaging more than 10 wins a season, three SEC East Division Championships, two SEC Championships, five bowl wins and five Top-10 national finishes during his time in Athens. Four of his tight ends, Randy McMichael, Ben Watson, Martez Milner and Leonard Pope are playing in the NFL. In 2007, the Bulldogs were No. 4 in the SEC in rushing offense (177.0). In 2005, UGA led the SEC in passing efficiency (144.0) and was second in scoring offense (29.5). In 2002, the Bulldogs led the SEC in scoring (32.14) and pass efficiency (138.91).

From 1997-2000, he was the tackles and tight ends coach as well as the recruiting coordinator at Marshall University. The Herd posted a 43-9 record, won four MAC titles and three Motor City Bowl titles, while averaging 11 wins a years during his four-year tenure, including a 13-0 record in 1999. In 1999, Marshall was No. 7 nationally in passing offense, total offense and scoring offense.

Johnson spent nine years at Indiana University (Pa.). From 1987-89, he coached the offensive line, tight ends and assisted with strength and conditioning. He was the Crimson Hawks' offensive coordinator and offensive line coach from 1990-96. He helped lead IUP to the NCAA Division II national playoffs eight times, including two championship game appearances and three semifinal finishes. IUP finished with a 99-22-1 record during Johnson's tenure.

He spent the 1986 season coaching the offensive line, tight ends and handling the strength and conditioning duties at Shippensburg University.

He started his coaching career as a graduate assistant at his alma mater from 1984-85.

Johnson was a four-year letterwinner at West Virginia. He was the starting center on the 1981 Peach Bowl and 1982 Gator Bowl teams. He earned a bachelor's degree from WVU in 1985 and a master's degree in 1986.

Johnson and his wife Lynn have four children, Andrew, Lauren, Zachary and Mark.

| Year | Team               | Position   | W-L   | Postseason/Bowl Game   |
|------|--------------------|--|-------|------------------------|
| 1984 | West Virginia      | Graduate Assistant   | 8-4   | Bluebonnet Bowl        |
| 1985 | West Virginia      | Graduate Assistant   | 7-3-1 | -                      |
| 1986 | Shippensburg (Pa.) | Offensive Line Coach/<br>Tight Ends Coach/Strength Coach       | 3-7   | -                      |
| 1987 | Indiana (Pa.)      | Offensive Line Coach/<br>Tight Ends Coach/Asst. Strength Coach | 10-2  | D-II Quarterfinals     |
| 1988 | Indiana (Pa.)      | Offensive Line Coach/<br>Tight Ends Coach/Asst. Strength Coach | 8-3   | D-II First Round       |
| 1989 | Indiana (Pa.)      | Offensive Line Coach/<br>Tight Ends Coach/Asst. Strength Coach | 11-2  | D-II Semifinals        |
| 1990 | Indiana (Pa.)      | Offensive Coordinator/<br>Offensive Line Coach/Strength Coach  | 12-2  | D-II Championship Game |
| 1991 | Indiana (Pa.)      | Offensive Coordinator/<br>Offensive Line Coach/Strength Coach  | 12-1  | D-II Semifinals        |
| 1992 | Indiana (Pa.)      | Offensive Coordinator/<br>Offensive Line Coach/Strength Coach  | 8-1-1 | -                      |
| 1993 | Indiana (Pa.)      | Offensive Coordinator/<br>Offensive Line Coach/Strength Coach  | 13-1  | D-II Championship Game |
| 1994 | Indiana (Pa.)      | Offensive Coordinator/<br>Offensive Line Coach/Strength Coach  | 10-3  | D-II Semifinals        |
| 1995 | Indiana (Pa.)      | Offensive Coordinator/<br>Offensive Line Coach/Strength Coach  | 8-3   | -                      |
| 1996 | Indiana (Pa.)      | Offensive Coordinator/<br>Offensive Line Coach/Strength Coach  | 8-3   | D-II First Round       |
| 1997 | Marshall           | Tackles Coach/Tight Ends<br>Coach/Recruiting Coordinator       | 10-3  | Motor City Bowl        |
| 1998 | Marshall           | Tackles Coach/Tight Ends<br>Coach/Recruiting Coordinator       | 12-1  | Motor City Bowl        |
| 1999 | Marshall           | Tackles Coach/Tight Ends<br>Coach/Recruiting Coordinator       | 13-0  | Motor City Bowl        |
| 2000 | Marshall           | Tackles Coach/Tight Ends<br>Coach/Recruiting Coordinator       | 8-5   | Motor City Bowl        |
| 2001 | Georgia            | Tight Ends Coach   | 8-4   | Music City Bowl        |
| 2002 | Georgia            | Tight Ends Coach   | 13-1  | Sugar Bowl             |
| 2003 | Georgia            | Tight Ends Coach   | 11-3  | Capital One Bowl       |
| 2004 | Georgia            | Tight Ends Coach   | 10-2  | Outback Bowl           |
| 2005 | Georgia            | Tight Ends Coach   | 10-3  | Sugar Bowl             |
| 2006 | Georgia            | Tight Ends Coach   | 9-4   | Chick-Fil-A Bowl       |
| 2007 | Georgia            | Tight Ends Coach   | 11-2  | Sugar Bowl             |
| 2008 | West Virginia      | Offensive Line Coach   | 9-4   | Car Care Bowl          |
| 2009 | West Virginia      | Offensive Line Coach   | 9-4   | Gator Bowl             |
| 2010 | West Virginia      | Offensive Line Coach   | 9-4   | Champs Sports Bowl     |
| 2011 | Cincinnati         | Tight Ends Coach   | 10-3  | Liberty Bowl           |
| 2012 | Cincinnati         | Tight Ends Coach   | 10-3  | Belk Bowl              |



# 2013 UMASS FOOTBALL

## Coaching Staff



### Roderick PLUMMER

Second Year at UMass  
Running Backs  
Washington State '93

Roderick Plummer joined the Minutemen as the special teams coordinator and running backs coach prior to the 2012 campaign bringing with him 17 years of coaching experience at all levels of college football. For the prior three seasons, Plummer served as the special teams coordinator and running

backs coach at Yale.

For the past decade, Plummer has coached special teams with three of his players either being drafted or picked up as free agents with the National Football League.

His coaching career includes stops at Florida A&M, Idaho, Cornell, and Michigan State where he coached under Nick Saban and Bobby Williams.

Plummer began his coaching career in 1994 with Kutztown University. He also served National Football League Coaching Internships with Philadelphia, Jacksonville, San Francisco and Cleveland.

A native of Oakland, Calif., Plummer is a 1993 graduate of Washington State where he was a four-year letter winner and starting linebacker for the Cougars. In 2002, he was inducted into the St. Mary's College High School Athletic Hall of Fame.

| Year | Team           | Position  | W-L  | Postseason/Bowl Game |
|------|----------------|---|------|----------------------|
| 1994 | Kutztown (Pa.) | Running Backs Coach                                 | 5-5  | -                    |
| 1995 | Kutztown (Pa.) | Running Backs Coach                                 | 6-4  | -                    |
| 1996 | James Madison  | Running Backs Coach                                 | 7-4  | -                    |
| 1997 | Hampton        | Running Backs Coach                                 | 10-2 | DI-AA First Round    |
| 1998 | Hampton        | Running Backs Coach                                 | 9-3  | DI-AA First Round    |
| 1999 | Michigan State | Graduate Assistant                                  | 10-2 | Citrus Bowl          |
| 2000 | Michigan State | Graduate Assistant                                  | 5-6  | -                    |
| 2001 | Wayne State    | Linebackers Coach/<br>Special Teams Coordinator     | 3-7  | -                    |
| 2002 | Kutztown (Pa.) | Linebackers Coach/<br>Special Teams Coordinator     | 4-7  | -                    |
| 2003 | Kutztown (Pa.) | Linebackers Coach/<br>Special Teams Coordinator     | 6-5  | -                    |
| 2004 | Cornell        | Defensive Backs Coach/<br>Special Teams Coordinator | 4-6  | -                    |
| 2005 | Cornell        | Defensive Backs Coach/<br>Special Teams Coordinator | 6-4  | -                    |
| 2006 | Cornell        | Defensive Backs Coach/<br>Special Teams Coordinator | 5-5  | -                    |
| 2007 | Idaho          | Special Teams Coordinator/<br>Offensive Assistant   | 1-11 | -                    |
| 2008 | Florida A&M    | Defensive Backs Coach/<br>Special Teams Coordinator | 9-3  | -                    |
| 2009 | Yale           | Running Backs Coach/<br>Special Teams Coordinator   | 4-6  | -                    |
| 2010 | Yale           | Running Backs Coach/<br>Special Teams Coordinator   | 7-3  | -                    |
| 2011 | Yale           | Running Backs Coach/<br>Special Teams Coordinator   | 5-5  | -                    |
| 2012 | UMass          | Running Backs Coach/<br>Special Teams Coordinator   | 1-11 | -                    |



### Allen SUBER

Second Year at UMass  
Wide Receivers  
Bethune-Cookman '03

Allen Suber joined UMass in 2012 as the wide receivers coach and pro liaison after spending two years at Bethune-Cookman in a similar capacity. Along with his college coaching experience at his alma mater, Suber played three seasons in the NFL and NFL Europe before beginning his coaching career.

A Bethune-Cookman, Suber spent two seasons as the wide receivers coach under Brian Jenkins. During the early months of 2011, Suber was promoted by Jenkins to the role of Recruiting Coordinator. In his time coaching the Wildcats, he oversaw a group that helped to make B-CU among one of the top offensive teams in the nation, which hauled in 146(receivers only) passes for 2,191 yards, and were a major contributing factor in returning a MEAC Championship trophy to B-CU for the first time since Suber was in the backfield.

"Suberman" led one of the greatest eras of B-CU from 1999-2003, including the 2002 Mid-Eastern Athletic Conference Championship team that finished 11-2, the program's first and second appearances in the NCAA I-AA playoffs, and consecutive victories over Florida A&M, featuring the 2003 victory where Suber rallied the Wildcats from a 28-10 halftime deficit and hit Eric Weems, now with the Atlanta Falcons for a late TD in a thrilling 39-35 victory.

He was the 2003 MEAC offensive player of the year and a finalist for the Walter Payton Award that year. Suber still holds two Wildcat career rushing records for yards (2,897) and touchdowns (39). Additionally, he was a two-time All-American earning the accolades as a junior (2002) and senior (2003).

Suber was on the rosters of the Jacksonville Jaguars, Tampa Bay Buccaneers and Houston Texas before being allocated to the Berlin Thunder of NFL Europe.

His first coaching opportunity came in 2006 when he oversaw B-CU quarterbacks in spring drills. He also participated in a 2007 scouting internship with the Jaguars.

As an offensive coordinator for Treasure Coast High School, Suber helped a young program coming off a 3-17 record its first two seasons into a squad into a squad that won its district and first state playoff.

| Year | Team            | Position  | W-L  | Postseason/Bowl Game |
|------|-----------------|---|------|----------------------|
| 2010 | Bethune-Cookman | Wide Receivers Coach                            | 9-2  | DI-AA First Round    |
| 2011 | Bethune-Cookman | Wide Receivers Coach/<br>Recruiting Coordinator | 8-3  | -                    |
| 2012 | UMass           | Wide Recievers Coach/<br>Pro Liason             | 1-11 | -                    |

# 2013 UMASS FOOTBALL

## Coaching Staff



### Shane WALDRON

Second Year at UMass  
Tight Ends /  
Recruiting Coordinator  
Tufts '02

As part of Coach Charley Molnar's first staff, Shane Waldron joined UMass in 2012 as the tight ends coach and recruiting coordinator bringing with him experience at the professional level as a coach in the NFL and UFL. He also served three seasons on the

coaching staff at Notre Dame.

In 2010, Waldron served as the wide receivers coach for the Hartford Colonials of the United Football League.

Prior to his stint in the UFL, Waldron worked with the New England Patriots for a number of years. Beginning in 2002, Waldron served as an operations intern, helping to prep game plans and playbooks, as well as assisting in the day to day running of an NFL team. In 2004, Waldron was promoted to the title of an operations assistant, handling special teams quality control duties and overseeing the completion of weekly game plans.

After leaving the Patriots to coach at Notre Dame, Waldron returned to New England in 2008 where he served as a Quality Control Coach for the offensive. Here, he helped to implement and develop the offensive system. In 2009, he served as the tight ends coach creating and implement a strategic and successful offense. From 2005 until 2007, Waldron worked at Notre Dame as an Offensive Graduate Assistant, evaluating recruits, helping to run special teams, and assisting with the coaching line. With the Irish, he was a part of two of the most explosive offenses in school history as both the 2005 and 2006 units averaged at least 31 points per game and 389 yards. During his time there he helped coach an offense that included Brady Quinn, Darius Walker and Jeff Samardzija.

Most recently, Waldron worked as an offensive coordinator at the Buckingham Browne and Nichols High School in 2011 and also as a Northeast Sports Consultant. In both jobs, Waldron gained experience working with high school talent.

A native of Portland, Ore., Waldron is a 2002 graduate of Tufts University where he was a three-year letterman as a tight end and long snapper.

| Year | Team              | Position              | W-L  | Postseason/Bowl Game |
|------|-------------------|-----------------------|------|----------------------|
| 2002 | New England (NFL) | Operations Intern     | 9-7  | -                    |
| 2003 | New England (NFL) | Operations Intern     | 17-2 | Super Bowl Champions |
| 2004 | New England (NFL) | Operations Assistant  | 17-2 | Super Bowl Champions |
| 2005 | Notre Dame        | Graduate Assistant    | 9-3  | Fiesta Bowl          |
| 2006 | Notre Dame        | Graduate Assistant    | 10-3 | Sugar Bowl           |
| 2007 | Notre Dame        | Graduate Assistant    | 3-9  | -                    |
| 2008 | New England (NFL) | Quality Control Coach | 11-5 | -                    |
| 2009 | New England (NFL) | Tight Ends Coach      | 10-6 | AFC Wild Card Game   |
| 2010 | Hartford (UFL)    | Wide Receivers Coach  | 3-5  | -                    |
| 2012 | UMass             | Tight Ends Coach      | 1-11 | -                    |



### Mike GOLDEN

First Year at UMass  
Strength & Conditioning  
Central Connecticut State '92

University of Massachusetts head football coach Charley Molnar announced in February 2013 the hiring of Mike Golden as the program's strength and conditioning coach. Golden has 17 years of collegiate coaching experience that includes stops at South Florida, East Carolina, South Carolina and UConn.

Golden comes to UMass after spending the last two years at South Florida with head coach Skip Holtz. There he supervised the football program's year-round weight training, speed, agility, and conditioning sessions. As the Assistant Athletic Director of Sports Performance, he also oversaw the development of rehabilitation and performance enhancement programs for all of South Florida's sports.

Prior to South Florida, Golden helped Holts build East Carolina into one of the top football programs in Conference USA. The Pirates won back-to-back conference championships in 2008 and 2009 and went to five consecutive bowl games from 2006-2010. While in Greenville, Golden worked with first round draft pick Chris Janson who turned in the fastest 40-yard dash time in NFL Combine History. At ECU, Golden was often credited by Holtz for playing an integral role in turning around the program which had won just three games in 25 outings prior to 2005.

Before taking over ECU's top athletic performance position, Golden spent three years on the South Carolina staff beginning in March of 2002 as assistant strength coach, where he worked directly with the Gamecocks' tennis and women's golf teams, while also providing ancillary support for the football, volleyball and cheer-leading programs. In 2004, he designed and implemented South Carolina football's summer strength, speed and conditioning program.

In March of 1998, after spending 20 months working with the strength and athletic programs at Bloomfield (Conn.) High School, Golden accepted a position as head football strength and conditioning coach under Holtz at the University of Connecticut, where he designed, implemented and supervised all weight training, agility and conditioning sessions. He also coordinated all strength and speed testing, and the Huskies' sideline management operation, playing a key role in UConn's first 10-win football campaign and an NCAA Division I-AA playoff appearance in the fall of 1998.

Golden earned his first collegiate full-time position in 1996 and spent nearly two seasons as head strength and conditioning coach at Central Connecticut State, where he played an integral role in the design and inventory purchases for the Blue Devils' new weight room facility. A 1992 graduate of Central Connecticut State, Golden earned a bachelor's degree in physical education. Upon graduation, he spent seven months as an intern at Harvard during the 1992-93 academic year, working as head strength coach for the institution's rugby squad, which advanced to the Final Four, while also working with the Crimson's football and ice hockey programs.

He gained additional experience as an assistant at the National Football League Scouting Combines in 1995, '96 and '97, and as a training camp intern for the Cleveland Browns in 1996.

Golden has also put together an extensive background of international competition, serving as an assistant coach for the five-time World Powerlifting Champion USA Men's Team at venues in Birmingham, England (1992); Jonkoping, Sweden (1993); Johannesburg, South Africa (1994); Pori, Finland (1995) and Salzburg, Austria (1996). He has also published articles in two international strength magazines - Powerlifting USA and Ironman Japan.

Golden is a certified member of the National Strength and Conditioning Association (NSCA), Collegiate Strength and Conditioning Coaches Association (CSCCA), United States Weightlifting Federation (USWA) and National Athletic Trainers Association (NATA). In the Spring of 2013, Golden was named a Master Strength & Conditioning Coach by the CSCCA earning the organization's Blue Jacket - the highest honor bestowed upon a strength and conditioning coach.

Golden is married to the former Nicole Kitsos of Cheshire, Conn. The couple has four daughters (Natasha, Tatiana, Sophia, Anastasia) and a son (Magnus).

| Year      | Position   |
|-----------|--|
| 1996-1998 | Central Connecticut Head Strength & Conditioning Coach         |
| 1998-2000 | Connecticut Head Football Strength & Conditioning Coach        |
| 2002-2005 | South Carolina - Assistant Strength Coach                      |
| 2005-2011 | East Carolina - Asst. A.D./Director of Strength & Conditioning |
| 2011-2013 | South Florida - Asst. A.D./Director of Sports Performance      |



# 2013 UMASS FOOTBALL

## Returning Players

### 35 Stanley ANDRE

LB/DE • R.Jr. • 6-2 • 240 • Dorchester, Mass.

**AS A REDSHIRT SOPHOMORE IN 2012:** Started all 12 games ... Recorded 41 tackles (16-25), 4.0 TFLs, 1.0 sacks, and a forced fumble ... Made four stops (1-3), 1.0 TFLs, 0.5 sacks, and forced a fumble at Western Michigan (10/6) ... Had five takedowns (2-3), 1.5 TFLs, and 0.5 sacks at Miami (9/22) ... Set a career-high with six tackles (2-4) at Connecticut (8/30).

**AS A SOPHOMORE IN 2011:** Played in one game and made one tackle, assisting on a stop at Boston College (9/24) ... Earned a medical redshirt.

**AS A FRESHMAN IN 2010:** True freshman, who saw time as a true freshman on special teams coverage and as a back-up linebacker ... Former high school quarterback ... UMass has used a true freshman linebacker in each of the last two seasons: Tyler Holmes in 2008 and Perry McIntyre in 2009 ... Played in 11 games, making ten tackles in first season of college action with a TFL ... One assisted tackle vs. Maine (11/6) ... First TFL for three yards vs. #10 New Hampshire (10/23) ... Two tackles at Towson (10/2) and vs. Holy Cross (9/11) ... Had first career tackle against #4 William & Mary (9/4)

**BEFORE UMASS:** Starting linebacker at Reading High School ... Named to 2009 Massachusetts All-State Super 26 ... Boston Herald All-Scholastic Team ... Daily Times Chronicle Offensive Player of the Year ... Middlesex League All-Star as junior and senior at quarterback ... Became the first quarterback in school history to rush for more than 1,000 yards in a season (1,108) ... Also passed for 883 yards as a senior ... Piled up 85 tackles on defense ... Served as team captain as a senior ... Led team to 13-0 record and the Middlesex League Championship and Division 2 Super Bowl in 2009 ... Led Rockets to a 26-1 record as the starting quarterback ... Started as a sophomore in six games at linebacker and three at quarterback.

**PERSONAL:** Stanley Malcolm Andre ... Born May 16, 1992 ... Son of Rosalind Budgeon ... Majoring in resource economics.

#### CAREER STATISTICS (Defense)

| Year          | GP/GS        | UT        | AT        | TT        | FF/FR      | Sacks       | TFL         | Int-Yds    | PD       |
|---------------|--------------|-----------|-----------|-----------|------------|-------------|-------------|------------|----------|
| 2010          | 11/0         | 4         | 6         | 10        | 0/0        | 0-0         | 1.0-3       | 0-0        | 0        |
| 2011          | 1/0          | 0         | 1         | 1         | 0/0        | 0-0         | 0-0         | 0-0        | 0        |
| 2012          | 12/12        | 16        | 25        | 41        | 1/0        | 1-10        | 4-18        | 0-0        | 0        |
| <b>TOTALS</b> | <b>24/12</b> | <b>20</b> | <b>32</b> | <b>52</b> | <b>1/0</b> | <b>1-10</b> | <b>5-21</b> | <b>0-0</b> | <b>0</b> |

#### CAREER HIGHS

**Tackles:** 6 (2-4), at Connecticut (8/30/12)

**TFLs:** 1.5 (1-1), at Miami (Ohio) (9/22/12)

**Sacks:** 0.5, twice, last at Western Michigan (10/6/12)

**Fumbles Forced:** 1, at Western Michigan (10/6/12)



### 48 Vance BARTON

LS • R.Sr. • 6-2 • 230 • Albany, N.Y.

**AS A REDSHIRT JUNIOR IN 2012:** Joined UMass during the Spring of 2012 and serves as the team's long snapper ... Played in 10 games ... Recorded one assisted tackle, doing so at Western Michigan (10/6).

**BEFORE UMASS:** Two year member of the Curry College football program ... Played in eight games in 2010, recording one tackle.



### 89 Derek BECK

TE/WR • So. • 6-4 • 225 • Bridgewater, N.J.

**AS A FRESHMAN IN 2012:** Played in five games, starting two at wide receiver ... Caught three passes for 20 yards ... Earned first collegiate start at Western Michigan (10/6), hauling in two receptions - including a personal-best 16-yard grab ... Nabbed first collegiate pass against Indiana (9/8) for seven yards.

**BEFORE UMASS:** Originally signed with UMass in 2011 but enrolled in Bridgeton Academy for a post-graduate year in fall 2011 ... Currently enrolled at UMass for the Spring 2012 semester ... As junior and senior at Bridgewater-Raritan High School he was two-time All-County and All-Conference selection ... In Fall 2010 had 37 receptions for 631 yards and 6 touchdowns ... Also had 921 return yards and 2 touchdowns.



#### CAREER STATISTICS (Receiving)

| Year          | GP/GS      | No.      | Yds.      | Avg.       | TD       | Lg.       |
|---------------|------------|----------|-----------|------------|----------|-----------|
| 2012          | 5/2        | 3        | 20        | 6.7        | 0        | 16        |
| <b>Totals</b> | <b>5/2</b> | <b>3</b> | <b>20</b> | <b>6.7</b> | <b>0</b> | <b>16</b> |

#### CAREER HIGHS

**Receptions:** 2, at Western Michigan (10/6/12)

**Receiving Yards:** 13, at Western Michigan (10/6/12) (2 catches)

**Long Reception:** 16, at Western Michigan (10/6/12)

### 23 Stacey BEDELL

RB • R.Fr. • 5-10 • 180 • Mastic Beach, N.Y.

**AS A FRESHMAN IN 2012:** Saw his first college action against Connecticut (8/30) ... Earned three carries and hauled in one pass for 10 yards against Indiana (9/8).

**BEFORE UMASS:** All-Division, All-County, All-Metro Long Island, and All-State honoree ... Won the Hanson Award: for best player in Suffolk County ... Rushed for 412 yards in the Long Island Championship Game ... For the year he rushed for 2,562 yards, with 39 touchdowns ... Played for head coach Paul Longo.



#### CAREER STATISTICS (Rushing)

| Year          | GP/GS      | No.      | Yds.     | Avg.     | TD       | Lg.      |
|---------------|------------|----------|----------|----------|----------|----------|
| 2012          | 2/0        | 3        | 0        | 0        | 0        | 4        |
| <b>Totals</b> | <b>2/0</b> | <b>3</b> | <b>0</b> | <b>0</b> | <b>0</b> | <b>4</b> |

#### CAREER STATISTICS (Receiving)

| Year          | GP/GS      | No.      | Yds.      | Avg.        | TD       | Lg.       |
|---------------|------------|----------|-----------|-------------|----------|-----------|
| 2012          | 2/0        | 1        | 10        | 10.0        | 0        | 10        |
| <b>Totals</b> | <b>2/0</b> | <b>1</b> | <b>10</b> | <b>10.0</b> | <b>0</b> | <b>10</b> |

#### CAREER HIGHS

**Rushes:** 3, vs. Indiana (9/8/12)

**Rushing yards:** 0, vs. Indiana (9/8/12) (3 carries)

**Longest rush:** 4, vs. Indiana (9/8/12)

**Receptions:** 1, vs. Indiana (9/8/12)

**Reception yards:** 10, vs. Indiana (9/8/12) (1 catch)

**Longest reception:** 10, vs. Indiana (9/8/12)

### 21 Khary BAILEY-SMITH

DB • So. • 6-2 • 200 • Weymouth, Mass.

**AS A FRESHMAN IN 2012:** Played in all 12 games, starting four ... Recorded 45 tackles (23-22), two interceptions, one breakup, 1.0 TFL and a forced fumble ... Led the team with two fumble recoveries, returned for 53 yards ... Earned his first collegiate playing time at Connecticut (8/30), making three solo tackles ... Added three more stops against Indiana (9/8) and at Michigan (9/15) ... Picked off the first pass of his NCAA career vs. Bowling Green (10/20) ... Forced a fumble and recovered two others at Vanderbilt (10/27), to go with three tackles (1-2) and his first collegiate pass breakup ... Set a then-single-game career-high of seven stops (6-1) at Northern Illinois on Nov. 3 ... Made six stops (5-1), including one for a loss, and grabbed an interception at Akron (11/10) ... Had a season-high nine tackles (2-7) vs. Central Michigan (11/23).

**BEFORE UMASS:** Played in the Shriners Game ... Earned All-Scholastic honors from the Boston Globe, Boston Herald, and Patriot Ledger ... Served as captain on the football and track teams ... Record 936 receiving yards and 13 touchdowns as a senior ... Posted 2,000 total receiving yards and 27 touchdowns combined during his junior and senior seasons ... A Bay State All-Star selection on the track team for the high jump with a high mark of 6-feet, 10 inches ... Played for head coach Kevin Mackin.

#### CAREER STATISTICS (Defense)

| Year         | GP/GS       | UT        | AT        | TT        | FF/FR      | TFL          | Int         | PD       |
|--------------|-------------|-----------|-----------|-----------|------------|--------------|-------------|----------|
| 2012         | 12/4        | 23        | 22        | 45        | 1/2        | 1.0-2        | 2-29        | 3        |
| <b>Total</b> | <b>12/4</b> | <b>23</b> | <b>22</b> | <b>45</b> | <b>1/2</b> | <b>1.0-2</b> | <b>2-29</b> | <b>3</b> |

#### CAREER HIGHS

**Tackles:** 9 (2-7), at Central Michigan (11/23/12)

**Interceptions:** 1, twice, last at Akron (11/10/12)

**Interception Return Yards:** 22, at Akron (11/10/12)

**Fumbles Forced:** 2, at Vanderbilt (10/27/12)

**Fumble Return Yards:** 53, at Vanderbilt (10/27/12)



# 2013 UMASS FOOTBALL

## Returning Players

### 87 Rob BLANCHFLOWER

TE • R Sr. • 6-4 • 260 • Northbridge, Mass.

**AS A REDSHIRT JUNIOR IN 2012:** *A very big player, who can make an impact in the run and pass game ... A hard-working blue collar player ... Team Captain ... Candidate for the Mackey Award ...* Played and started in 10 games at tight end ... A favorite target of QB Mike Wegzyn in 2012, 43 passes for 464 yards and two touchdowns, averaging 46.4 yards per game ... Had 10 catches for 100 yards and a touchdown vs. Central Michigan (11/23) earning him UMass Athlete of the Week honors ... Fought his way into the endzone against Buffalo on a 14-yard pass from Mike Wegzyn as part of a 4-reception, 44-yard performance on Nov. 17, 2012 ... Caught a single-game career-high six passes for 64 yards during UMass' 22-14 win at Akron (11/10/12) ... Nabbed four receptions for a team-high 55 receiving yards at Northern Illinois (11/3/12) ... Returned from injury at Vanderbilt (10/27/12) and had two grabs for 15 yards ... Made five receptions for 80 yards vs. Ohio (9/29) ... Did not play at Western Michigan (10/6) or Bowling Green (10/20) due to injury.



**AS A REDSHIRT SOPHOMORE IN 2011:** Saw action in 11 games, starting eight ... Made 18 catches for 208 yards with one touchdown ... Averaged 11.6 yards per catch and 18.9 per game ... Ranked sixth on the squad in all-purpose yards (208) ... Had two receptions vs. James Madison (11/19), one of which went for a TD, and finished with a season-high 37 yards ... Logged two catches at Delaware (10/15) for 31 yards ... Made a season-high three catches vs. Central Connecticut (10/8) for a total of 34 yards.

**AS A REDSHIRT FRESHMAN IN 2010:** Back-up redshirt freshman tight end expected to make major impact over course of his career ... Played all 11 games with four starts, making 21 catches for 179 yards with three touchdowns ... Caught a 5-yard touchdown as part of three catches for 11 yards vs. #2 Delaware (11/13) ... Career-best five catches for a career-high 61 yards, with a 22 yard long reception against Maine (11/6) ... Career-high four catches for 23 yards at #15 James Madison (10/30) ... Set new career-highs with three catches for 31 yards vs. #10 New Hampshire (10/23) in Colonial Clash, scored second-career touchdown as he fell on a fumble in the end zone for a score ... One catch for 12 yards at Michigan (9/18) ... Career-best three catches for 17 yards at Holy Cross (9/11), scored first-career touchdown on a 3-yard reception ... First-career catch vs. William & Mary (9/4), for nine yards.

**AS A FRESHMAN IN 2009:** Redshirt season, worked with scout team as a tight end.

**BEFORE UMASS:** Played four seasons at St. John's High School in Shrewsbury, Mass. under Coach John Andreoli ... Was a senior captain, playing defensive end and tight end ... Was named to the All-State Super-26 Football team while also earning Central Mass DI North Defensive co-MVP, Telegram & Gazette Super Team All-Star honors as a senior ... Finished his senior season with 32 tackles and eight sacks on defense while adding two touchdowns on 110 receiving yards on offense ... Was an honor roll student at St. John's.

**PERSONAL:** Robert J. Blanchflower ... Born June 8, 1990 ... Son of Robert and Elizabeth Blanchflower ... Has two siblings, Olivia and Kristina ... Majoring in communication.

#### CAREER STATISTICS (Receiving)

| Year   | GP/GS | No. | Yds. | Avg. | TD | Lg. |
|--------|-------|-----|------|------|----|-----|
| 2010   | 11/4  | 21  | 179  | 8.5  | 3  | 22  |
| 2011   | 11/8  | 18  | 208  | 11.6 | 1  | 28  |
| 2012   | 10/10 | 43  | 464  | 10.8 | 2  | 27  |
| Totals | 32/22 | 82  | 851  | 10.4 | 6  | 28  |

#### CAREER HIGHS

Receptions: 10 vs. Central Michigan (11/23/12)

Rec. Yards: 100 vs. Central Michigan (11/23/12)

TDs: 1, 6x, last vs. Central Michigan (11/23/12)

### 37 Tom BRANDT

LB • R Sr. • 6-0 • 225 • Natick, Mass.

**AS A REDSHIRT JUNIOR IN 2012:** Earned an expanded role in the defense as he played in all 12 games, starting three ... Recorded 36 tackles, 1.0 TFLs, one interception, and a forced fumble ... Made seven takedowns (5-2) at Western Michigan (10/6) ... Set a career-best in tackles at #17 Michigan (9/15/12) with eight (5-3), which includes a TFL, while forcing a Wolverines fumble ... Had his first career interception at Connecticut (8/30) to go with six tackles (3-3) ... Notched three solo stops at Northern Illinois (11/3/12).



**AS A REDSHIRT SOPHOMORE IN 2011:** In 2011, played in nine games, drawing one start, at Maine (11/12) ... Totaled nine tackles on the year, including seven solo ... Made two solo stops at Maine (11/12) ... Recorded a sack at Richmond (10/29) ... Logged a season-high three tackles at Boston College (9/24), including two unassisted stops.

**AS A REDSHIRT FRESHMAN IN 2010:** Played in nine games, making one solo tackle and assisting on three others ... Had one assisted tackle against Maine (11/6).

**AS A FRESHMAN IN 2009:** Redshirt season, worked with scout team.

**BEFORE UMASS:** A three year letterwinner and senior captain at Natick High School for coach Tim Lamb ... Led the state in sacks as a junior and senior ... Earned first team All-League, Boston Herald All-Scholastic, and Metrowest Daily News All-Scholastic honors as a senior ... Named team co-MVP along with brother Tim, after their senior seasons ... During his career he notched 239 tackles, 34 sacks, 16 forced fumbles, recovered seven fumbles, scored nine touchdowns, picked-off five passes and returned two for touchdowns, and blocked three punts ... Was a member and senior captain of the indoor and outdoor track teams ... Named a first team All-Star in both indoor and outdoor track ... Holds the state record in the long jump for indoor track.

**PERSONAL:** Thomas James Brandt ... Born Oct. 10, 1990 to James and Linda Brandt in Natick, Mass. ... Has a twin brother Tim, who played football at UMass (2009-12), and two older brothers, Rob and Rich, who were also college football players ... Majoring in sociology.

#### CAREER STATISTICS (Defense)

| Year   | GP/GS | UT | AT | TT | FF/FR | TFL   | Int-Yds | PD |
|--------|-------|----|----|----|-------|-------|---------|----|
| 2010   | 12/0  | 1  | 3  | 4  | 0/0   | 0-0   | 0-0     | 0  |
| 2011   | 9/1   | 7  | 2  | 9  | 0/0   | 1.0-6 | 0-0     | 0  |
| 2012   | 12/3  | 23 | 13 | 36 | 1/0   | 1.0-1 | 1-20    | 1  |
| Totals | 33/4  | 31 | 18 | 49 | 1/0   | 2.0-7 | 1-20    | 1  |

#### CAREER HIGHS

Tackles: 8 (5-3), at #17 Michigan (9/15/12)

TFLs: 1.0, twice, last at #17 Michigan (9/15/12) (1-0)

Sacks: 1.0 (1-0), at Richmond (10/29/11)

Interceptions: 1, at Connecticut (8/30/12)

Longest Interception Return: 20, at Connecticut (8/30/12)

Forced Fumbles: 1, at #17 Michigan (9/15/12)



# 2013 UMASS FOOTBALL

## Returning Players

### 13 Jordan BROADNAX

RB • Jr. • 5-9 • 186 • Virginia Beach, Va.

**AS A SOPHOMORE IN 2012:** Saw action in 11 games as part of the UMass backfield and special teams unit ... Rushed for 124 yards on 53 carries with one touchdown to average 11.3 yards per game ... Also made 14 catches for 93 yards and returned 44 kickoffs for 932 yards ... Produced 1,149 all-purpose yards on the year ... Returned six kicks for 126 yards (21.0 yards per attempt) at #17 Michigan (9/15) ... Rushed for 22 yards on four attempts (5.5 yards per carry) against Ohio (9/29) ... Rushed three times for 15 yards (5.0 yards per carry) at Western Michigan (10/6) with one touchdown ... Also set a season-high with 144 return yards on seven kicks (20.6 yards per attempt) at Western Michigan ... Had a season-high nine carries for 30 yards and made two catches for 31 yards vs. Central Michigan (11/23).

**AS A FRESHMAN IN 2011:** As a true freshman in 2011, played in seven games and rushed for 117 yards on 35 carries (3.3 per carry, 16.7 per game) ... Gained 12 yards on five carries vs. Villanova (11/5) ... Totaled a season-best 35 yards on 13 carries at Delaware (10/15) ... Ran for 12 yards on three attempts against New Hampshire (10/22).

**BEFORE UMASS:** Two-time letterwinner for coach Tommy Reamon of Landstown High School ... Named MVP junior and senior year.

**PERSONAL:** Jordan Christopher Broadnax ... Born December 13, 1992 ... Son of Jermel and Cheryl Broadnax ... Brother of Myles Broadnax.

#### CAREER STATISTICS (Rushing)

| Year          | GP/GS       | No.       | Yds.       | Avg.       | TD       | Lg.       |
|---------------|-------------|-----------|------------|------------|----------|-----------|
| 2011          | 7/0         | 35        | 117        | 3.3        | 0        | 18        |
| 2012          | 11/0        | 53        | 124        | 2.3        | 1        | 12        |
| <b>Totals</b> | <b>18/0</b> | <b>88</b> | <b>241</b> | <b>2.7</b> | <b>1</b> | <b>18</b> |

#### CAREER STATISTICS (Receiving)

| Year          | GP/GS       | No.       | Yds.      | Avg.       | TD       | Lg.       |
|---------------|-------------|-----------|-----------|------------|----------|-----------|
| 2011          | 7/0         | 0         | 0         | 0.0        | 0        | 0         |
| 2012          | 11/0        | 14        | 93        | 6.6        | 0        | 31        |
| <b>Totals</b> | <b>18/0</b> | <b>14</b> | <b>93</b> | <b>6.6</b> | <b>0</b> | <b>31</b> |

#### CAREER STATISTICS (Kickoff Returns)

| Year          | GP/GS       | No.       | Yds.       | Avg.        | TD       | Lg.       |
|---------------|-------------|-----------|------------|-------------|----------|-----------|
| 2011          | 7/0         | 0         | 0          | 0.0         | 0        | 0         |
| 2012          | 11/0        | 44        | 932        | 21.2        | 0        | 61        |
| <b>Totals</b> | <b>18/0</b> | <b>44</b> | <b>932</b> | <b>21.2</b> | <b>0</b> | <b>61</b> |

#### CAREER HIGHS

**Rushes:** 13, at Delaware (10/15/11)  
**Rushing yards:** 35, at Delaware (10/15/11) (13 carries)  
**Longest rush:** 18, vs. Central Connecticut (10/8/11)  
**Rushing Touchdowns:** 1, at Western Michigan (10/6/12)  
**Receptions:** 2, at Akron (11/10/12); Central Michigan (11/23/12)  
**Receiving Yards:** 31, vs. Central Michigan (11/23/12) (2 receptions)  
**Longest Reception:** 31, vs. Central Michigan (11/23/12)  
**All-Purpose Yards:** 160, at Western Michigan (10/6/12)  
**Kick Returns:** 7 at Western Michigan (10/6/12)  
**Kick Return Yards:** 144, at Western Michigan (10/6/12) (7 returns)  
**Longest Kick Return:** 61, at Miami (Ohio) (9/22/12)



### 93 Kevin BYRNE

DL • Rsr. • 6-3 • 270 • Mashpee, Mass.

**AS A REDSHIRT JUNIOR IN 2012:** Started all 12 games ... Recorded 27 tackles (14-13), 4.0 TFLs totaling 28 yards, 2.0 sacks, one forced fumble and a fumble recovery ... Tallied two solo tackles at Connecticut (8/30) to open the season ... Earned two tackles (1-1) at Miami (Ohio) on Sept. 22, including his first sack of the year ... Had three solo stops, 1.0 TFLs, 1.0 sacks, and a forced fumble vs. Bowling Green (10/20) ... Helped UMass earn its first victory as an FBS program with two tackles (1-1) and a fumble recovery at Akron (11/10) ... Made five takedowns (3-2), including a TFL vs. Buffalo (11/17).

**AS A REDSHIRT SOPHOMORE IN 2011:** Played and started eight games, missing the final three contests of the season in 2011 ... Made 26 tackles, 13 solo, with one TFL and one sack ... Had a season-high eight stops in consecutive games ... Registered eight tackles, including six solo at Old Dominion (10/1) ... Totaled eight stops at Boston College (9/24) and assisted on a sack.

**AS A REDSHIRT FRESHMAN IN 2010:** Played in six games, making eight solo tackles and assisting on 10 others ... Played a lot vs. #20 Richmond (10/16), making three tackles ... Career-high six tackles at Towson (10/2) ... Three tackles with a TFL at Stony Brook (9/25) ... Earned team's Defensive MVP honor after four-tackle game at #20 Michigan (9/18), also had 2.0 TFLs for two yards including a stop of Denard Robinson ... Started at defensive tackle in opener vs. William & Mary (9/4), recording two tackles.

**AS A FRESHMAN IN 2009:** Redshirted the season to enter 2010 with four years of eligibility remaining.

**BEFORE UMASS:** Played at Mashpee High School under head coach Matt Triveri ... Named to the All-South Shore League defensive line as a sophomore, junior and senior ... Helped his team to a 10-1 record while clearing the way for top running backs Larry Green and Marcus Ouellette, who combined for 1,908 rushing yards and 10 rushing touchdowns, during his senior season ... Protected quarterback Matt Ball, allowing him to throw for 1,027 yards during 2010 ... Was also a member of the hockey and lacrosse teams at Mashpee ... Was a three-time South Shore League All-Star defenseman for hockey.

**PERSONAL:** Kevin P. Byrne ... Born Dec. 22, 1990 ... Son of Kevin and Debra Byrne ... Has one sibling, Kaitlyn ... Majoring in Building & Construction Technology.

#### CAREER STATISTICS (Defense)

| Year          | GP/GS        | UT        | AT        | TT        | FF/FR      | Sacks         | TFL           | Int-Yds    | PD       |
|---------------|--------------|-----------|-----------|-----------|------------|---------------|---------------|------------|----------|
| 2010          | 6/4          | 8         | 10        | 18        | 0/0        | 0-0           | 3.5-4         | 0-0        | 0        |
| 2011          | 8/8          | 13        | 13        | 26        | 0/0        | 0-0           | 1.0-4         | 0-0        | 0        |
| 2012          | 12/12        | 14        | 13        | 27        | 1/1        | 2.0-12        | 4.0-18        | 0-0        | 0        |
| <b>Totals</b> | <b>26/24</b> | <b>35</b> | <b>36</b> | <b>71</b> | <b>1/1</b> | <b>2.0-12</b> | <b>8.5-26</b> | <b>0-0</b> | <b>0</b> |

#### CAREER HIGHS

**Tackles:** 8, twice, last at Old Dominion (10/1/11) (6-2)  
**Sacks:** 1.0, twice, last vs. Bowling Green (10/20/12) (1-0)  
**Tackles For Loss:** 2.0 (2-0), at Michigan (9/18/10)  
**Forced Fumbles:** 1, vs. Bowling Green (10/20/12)  
**Fumble Recoveries:** 1, at Akron (11/10/12)



### 10 Devin BROWN

DB • Sr. • 5-10 • 185 • Piedmont, Calif.

**AS A JUNIOR IN 2012:** Played in seven games as a member of the special teams unit ... Recorded two tackles (2-0) on the season ... First stop came at Vanderbilt (10/27) ... Followed with a solo stop at Northern Illinois (11/3) ... Also made appearances against Connecticut (8/30), Ohio (9/29), Akron (11/10), Buffalo (11/17) and Central Michigan (11/23).

**PERSONAL:** Devin Monteiro Brown ... Born January 31, 1991 in Oakland, Calif. ... Son of David and Yvonne ... Brother of Mark, Robin, Darryl and JoAnne ... Majoring in Psychology.



#### CAREER STATISTICS (Defense)

| Year          | GP/GS      | UT       | AT       | TT       | FF/FR      | TFL        | Int-Yds    | PD       |
|---------------|------------|----------|----------|----------|------------|------------|------------|----------|
| 2012          | 7/0        | 2        | 0        | 2        | 0/0        | 0-0        | 0-0        | 0        |
| <b>Totals</b> | <b>7/0</b> | <b>2</b> | <b>0</b> | <b>2</b> | <b>0/0</b> | <b>0-0</b> | <b>0-0</b> | <b>0</b> |

#### CAREER HIGHS

**Tackles:** 1 (1-0) at Vanderbilt (10/27/12), at Northern Illinois (11/3/12)



# 2013 UMASS FOOTBALL

## Returning Players

### 49 Galen CLEMONS

DE • R Sr. • 6-2 • 275 • Danielsville, Pa.

AS A REDSHIRT JUNIOR IN 2012: Played in nine games, starting four ... Recorded 19 tackles (5-14), including 0.5 TFLs, and a pass breakup ... Opened the year with two assisted tackles at Connecticut (8/30) ... Made four stops (1-3) and broke up a pass against Indiana (9/8) ... Added two takedowns (0-2) at Western Michigan (10/6) ... Produced two more stops (1-1) at Northern Illinois (11/3) ... Tallied a pair of solo tackles at Akron (11/10) in helping UMass to its first victory as an FBS program ... Notched four tackles (0-4) against Buffalo (11/17) ... Capped the year with two stops (1-1) against Central Michigan (11/23).



AS A REDSHIRT SOPHOMORE IN 2011: Played in all 11 contests in 2011 with 23 tackles, including 10 solo, two TFL and 1.5 sacks ... Season-best 4 tackles in games at Boston College (9/24) and at Old Dominion (10/1) ... Recorded a sack against ODU and assisted on a sack vs. BC.

AS A REDSHIRT FRESHMAN IN 2010: Transfer from Central Michigan, retains four years of eligibility as he did not play in any games in 2009 ... Played in nine games as a back-up on the defensive line, made 12 tackles, including one TFL ... Two tackles each against James Madison and Richmond (10/16) ... Started at defensive end at Stony Brook (9/25) and made one tackle ... Two stops at #20 Michigan (9/18) ... Added one tackle, which was a TFL, in the win over Holy Cross (9/11) ... Had first career tackle in win vs. William & Mary (9/4).

BEFORE COLLEGE: Four-year starter at Northampton High School in Northampton, Pa. ... 2008 team captain ... All-conference first team selection as an offensive and defensive lineman in 2008 ... Earned all-area first team honors from both the Express-Times and the Morning Call ... Credited with 87 tackles in 2008 ... Made 83 stops in 2007, 102 tackles in 2006 and 71 in 2005 to finish with 343 during his scholastic career ... Helped lead team to 4A Eastern Conference Championships in 2006 and 2008 (10-3 overall record) ... Two-year letterman in track and field.

PERSONAL: Born June 3, 1990 ... Son of Steve and Wendy Clemons ... Uncle, Don Clemons spent 27 years as a coach with the Detroit Lions ... Majoring in sociology.

#### CAREER STATISTICS (Defense)

| Year          | GP/GS       | UT        | AT        | TT        | FF/FR      | TFL          | Int-Yds      | PD       |
|---------------|-------------|-----------|-----------|-----------|------------|--------------|--------------|----------|
| 2010          | 9/1         | 3         | 9         | 12        | 0/0        | 0-0          | 0-0          | 0        |
| 2011          | 11/0        | 10        | 13        | 23        | 0/0        | 1.5-2        | 2.0-3        | 0        |
| 2012          | 9/4         | 5         | 14        | 19        | 0/0        | 0-0          | 0-0          | 1        |
| <b>Totals</b> | <b>26/5</b> | <b>18</b> | <b>36</b> | <b>54</b> | <b>0/0</b> | <b>1.5-2</b> | <b>3.0-5</b> | <b>1</b> |

#### CAREER HIGHS

**Tackles:** 4, 4x, last vs. Buffalo (11/17/12) (0-4)

**Sacks:** 1.0 (1-0), at Old Dominion, (10/1/11)

**Tackles For Loss:** 1.0, twice, last vs. Central Connecticut (10/8/11) (1-0)

### 25 Joe COLTON

DB • So. • 5-9 • 195 • Norwood, Mass.

AS A FRESHMAN IN 2012: Played in 11 games, starting two ... Recorded 49 tackles (27-22), two pass breakups and one interception ... Also contributed with two forced fumbles and a blocked kick ... Produced five games with at least five tackles, including two with 10 or more ... Totaled one solo tackle at Connecticut (8/30) in his first appearance with the Minutemen ... Notched six stops (4-2) against Indiana (9/8) ... Produced his first double-digit tackle performance against Ohio (9/29), with a single-game career-high 12 stops (7-5) and his first collegiate pass break up ... Had 10 takedowns (5-5) and forced a fumble at Northern Illinois (11/3) ... Recorded three tackles (2-1) and forced a fumble at Vanderbilt (10/27) ... Nabbed an interception and blocked punt (with a return of 27 yards) at Akron (11/10), to go with five tackles (1-4) in helping UMass to its first victory as an FBS program ... Totaled five stops (2-3) against Buffalo (11/17).



#### CAREER STATISTICS (Defense)

| Year          | GP/GS       | UT        | AT        | TT        | FF/FR      | TFL          | Int-Yds     | PD       | BLK             |
|---------------|-------------|-----------|-----------|-----------|------------|--------------|-------------|----------|-----------------|
| 2012          | 11/2        | 27        | 22        | 49        | 2/0        | 1.0-2        | 1-16        | 3        | 1 (punt)        |
| <b>Totals</b> | <b>11/2</b> | <b>27</b> | <b>22</b> | <b>49</b> | <b>2/0</b> | <b>1.0-2</b> | <b>1-16</b> | <b>3</b> | <b>1 (punt)</b> |

#### CAREER HIGHS

**Tackles:** 12 (7-5), vs. Ohio (9/28/12)

**TFLs:** 1.0 (1-0), vs. Indiana (9/8/12)

**10+ Tackle Games:** 2, last at Northern Illinois (11/3/12) (5-5)

**Interceptions:** 1, at Akron (11/10/12)

**Interception Return Yards:** 16, at Akron (11/10/12)

**Pass Breakups:** 1, twice, last vs. Bowling Green (10/20/12)

**Fumbles Forced:** 1, 2x, last at Northern Illinois (11/3/12)

**Blocked Punts:** 1, at Akron (11/10/12)

### 88 Bernard DAVIS

WR • So. • 6-1 • 180 • Lake Worth, Fla.

AS A FRESHMAN IN 2012: Played in 10 games, starting one at wide receiver ... Caught six passes for 32 yards ... First collegiate catch was at Vanderbilt for nine yards ... Added three more in the following contest for 12 yards at Northern Illinois ... Finished the season with two grabs for 11 yards against Central Michigan (11/23).



BEFORE UMASS: Team captain and MVP as a senior at Lake Worth High School ... Was named First Team All-Conference in each of his final three scholastic seasons ... An honor roll student in each year at Lake Worth.

PERSONAL: Bernard Davis Jr. ... Born June 5, 1994 in Boynton Beach, Fla. ... Son of Bernard Davis Sr. and Tracy Richardson ... Brother of Courtney, Anthony and Brianna ... Majoring in Sociology.

#### CAREER STATISTICS (Receiving)

| Year          | GP/GS       | No.      | Yds.      | Avg.       | TD       | Lg.       |
|---------------|-------------|----------|-----------|------------|----------|-----------|
| 2012          | 10/1        | 6        | 32        | 5.3        | 0        | 13        |
| <b>Totals</b> | <b>10/1</b> | <b>6</b> | <b>32</b> | <b>5.3</b> | <b>0</b> | <b>13</b> |

### 70 Anthony DIMA

OL • R Sr. • 6-7 • 302 • Centereach, N.Y.

AS A REDSHIRT SENIOR IN 2013: Named to the Outland Trophy Watch List prior to the start of the 2013 season - an award which goes to the top interior offensive or defensive lineman.



AS A REDSHIRT JUNIOR IN 2012: Played and started in nine games ... First game of the year was at #17 Michigan (9/15) ... Helped UMass post four touchdowns and 373 passing yards while anchoring the line against Ohio (9/29) ... Started against Akron (11/10) as UMass totaled 327 yards during its first victory as an FBS program ... Capped the year by helping the Minutemen to 317 total yards of offense against Central Michigan (11/23), while quarterback A.J. Doyle tallied 253 yards passing in his first collegiate start.

AS A REDSHIRT SOPHOMORE IN 2011: Started all 11 games in 2011 at right tackle ... Helped the offense average 360 yards per game including 127.4 yards per game ... Paved the way for Jonathan Hernandez's 1,000-yard rushing season.

AS A REDSHIRT FRESHMAN IN 2010: Hunking offensive lineman four years of eligibility after a redshirt season as a true freshman at Hofstra ... Played in games against Holy Cross, Richmond and New Hampshire in 2010.

BEFORE UMASS: Played football and ran on the track and field team at Centereach High School ... Was named to All-Suffolk County and all-league teams as a senior.

PERSONAL: Born October 21, 1990 ... Has one brother and one sister ... Enjoys working out in his free time ... Favorite athlete is Jumbo Elliott, Super Bowl XXV Champion offensive tackle with the New York Giants ... Aspires to a career in business ... Majoring in Sociology.



# 2013 UMASS FOOTBALL

## Returning Players

### 15 A.J. DOYLE

QB • So. • 6-3 • 226 • Lakeville, Mass.

**AS A FRESHMAN IN 2012:** Saw action in eight games and started in one at quarterback ... Threw for 419 yards on 56-of-98 pass attempts with three touchdowns and eight interceptions ... Also rushed 28 yards on the season ... Completed his first collegiate pass during the season-opener at Connecticut ... Finished 3-for-8 for 35 yards passing against Indiana (9/8) ... Threw five passes for 47 yards and rushed five times for 33 yards (6.6 yards per carry) at Western Michigan (10/6) ... Was 8-for-14 for 48 yards and a touchdown at Vanderbilt (10/27) ... Completed 30-of-45 passes for 253 yards and two touchdowns vs. Central Michigan (11/23) in his first collegiate start.

**BEFORE UMASS:** Two-time Boston Herald All-Scholastic Team (2010-11) ... Named Catholic Conference MVP ... Two-time team captain ... Also recruited by N.C. State ... Averaged 156 passing yards per game ... Completed 51-of-83 passes on the year for 936 yards ... Threw for 11 touchdowns and only two interceptions as a senior ... Played for head coach Alex Campea.

**PERSONAL:** Adam William Doyle Jr. ... Born December 15, 1993 in North Quincy, Mass. ... Son of Adam Doyle Sr. and Karen Doyle ... Brother of Elizabeth ... Enrolled in the College of Arts & Sciences.

#### CAREER STATISTICS AT UMASS (Passing)

| Year          | GP/GS      | Cmp.      | Att.      | Yards      | Pct.        | TD       | Int      | Lg.       |
|---------------|------------|-----------|-----------|------------|-------------|----------|----------|-----------|
| 2012          | 8/1        | 56        | 98        | 419        | 57.1        | 3        | 8        | 31        |
| <b>Totals</b> | <b>8/1</b> | <b>56</b> | <b>98</b> | <b>419</b> | <b>57.1</b> | <b>3</b> | <b>8</b> | <b>31</b> |

#### CAREER HIGHS

**Pass Attempts:** 45, vs. Central Michigan (11/23/12)  
**Pass Completions:** 30, vs. Central Michigan (11/23/12)  
**Pass Yards:** 253, vs. Central Michigan (11/23/12)  
**Longest Pass:** 31, vs. Central Michigan (11/23/12)  
**Touchdowns:** 2, vs. Central Michigan (11/23/12)



### 9 Trey DUDLEY-GILES

DB • So. • 5-11 • 185 • Dade City, Fla.

**AS A FRESHMAN IN 2012:** Played in 11 games, starting seven ... Recorded 43 tackles (27-16), four pass breakups and 0.5 TFLs ... Returned 14 punts for 112 yards and two kickoffs for 48 yards ... Recorded five or more tackles in five contests ... Opened the year with a pair of tackles (1-1) against Indiana (9/8) ... Had three stops at #17 Michigan, including two solo takedowns ... Had a career day against Ohio (9/29) with a personal-best eight tackles (5-3) while defending a pair of passes ... Added five stops, all solo, at Western Michigan (10/6) ... Had two individual tackles and assisted on four more against Bowling Green (10/20) ... Earned a tackle and broke up a pass at Vanderbilt (10/27) while returning two kicks for 48 yards and a punt for 11 yards ... Made seven takedowns (4-3) including an assisted TFL vs. Buffalo (11/17) ... Also fielded three punts for 65 yards vs. Buffalo.

**BEFORE UMASS:** Earned Second-Team All-State honors while competing at Pasco High School ... Was also a FACA All-Star Classic Selection ... Served as team captain ... Played for head coach Tom McHugh.

**PERSONAL:** Treyvond Jordan Dudley-Giles ... Born July 26, 1994 in Dade City, Fla. ... Son of Lillie R. Dudley and James E. Giles ... Brother of Nicki and Eric ... Enrolled in the College of Arts & Sciences.

#### CAREER STATISTICS (Defense)

| Year          | GP/GS       | UT        | AT        | TT        | FF/FR      | Sacks      | TFL          | Int-Yds    | PD       |
|---------------|-------------|-----------|-----------|-----------|------------|------------|--------------|------------|----------|
| 2012          | 11/7        | 27        | 16        | 43        | 0/0        | 0-0        | 0.5-4        | 0-0        | 4        |
| <b>Totals</b> | <b>11/7</b> | <b>27</b> | <b>16</b> | <b>43</b> | <b>0/0</b> | <b>0-0</b> | <b>0.5-4</b> | <b>0-0</b> | <b>4</b> |

#### CAREER HIGHS

**Tackles:** 8 (5-3), vs. Ohio (9/29/12)  
**Pass Breakups:** 2, vs. Ohio (9/29/12)  
**Punt returns:** 3, Buffalo, 11/17/12 ; Bowling Green, 10/20/12  
**Punt return yards:** 65, Buffalo, 11/17/12 (3 returns)  
**Long punt return:** 29, at Western Michigan, 10/6/12  
**Kick returns:** 2, at Vanderbilt, 10/27/12  
**Kick return yards:** 48, at Vanderbilt, 10/27/12 (2 returns)  
**Long kick return:** 37, at Vanderbilt, 10/27/12



### 31 Iric HARRIS

WR • RSo. • 5-8 • 180 • Woodbridge, Va.

**GENERAL:** Switches to wide receiver in 2013 after starting his career as a defensive back.

**AS A REDSHIRT FRESHMAN IN 2012:** Played in two games, making appearances at Connecticut (8/30) and against Indiana (9/8) ... Earned his first collegiate tackle on a solo stop at Connecticut ... Followed with an assisted takedown against Indiana.

**AS A FRESHMAN IN 2011:** Redshirted the season to enter 2012 with four years of eligibility remaining.

**BEFORE UMASS:** Had eight interceptions including two returned for touchdowns as a senior at Hylton High School ... All-State AAA Second Team ... Named AAA Cardinal District Defensive Player of the Year ... Named a first-team AAA receiver and first-team defensive back ... All-Metropolitan Honorable Mention ... AAAAll-Region Defensive Back ... On offense, hauled in 412 receiving yards with four touchdowns ... Also recorded a rushing touchdown and punt return score ... Honored as the Roanoke Times Top 100 Recruits "Sleeper of the Year."

#### CAREER STATISTICS (Defense)

| Year          | GP/GS      | UT       | AT       | TT       | FF/FR      | Sacks      | TFL        | Int-Yds    | PD       |
|---------------|------------|----------|----------|----------|------------|------------|------------|------------|----------|
| 2012          | 2/0        | 1        | 1        | 2        | 0/0        | 0-0        | 0-0        | 0-0        | 0        |
| <b>Totals</b> | <b>2/0</b> | <b>1</b> | <b>1</b> | <b>2</b> | <b>0/0</b> | <b>0-0</b> | <b>0-0</b> | <b>0-0</b> | <b>0</b> |

#### CAREER HIGHS

**Tackles:** 1, twice, last vs. Indiana (9/8/12) (0-1)



### 85 Brandon HOWARD

TE • RSo. • 6-5 • 250 • Norfolk, Mass.

**AS A REDSHIRT FRESHMAN IN 2012:** Did not play.

**AS A FRESHMAN IN 2011:** Redshirted the 2011 season to enter 2012 with four years of eligibility remaining.

**BEFORE UMASS:** Played tight end and defensive end at Worcester Academy in a post-graduate year ... Tallied 18 tackles, two sacks and three pass break-ups on defense ... Made 10 catches for 257 yards with one touchdown on offense ... In final game, had five catches for 105 yards and a score ... Played quarterback at King Phillip High School and led the team to a 9-2 record as a senior ... Named to Boston Globe Eastern Mass All-Star Team as a junior and senior ... Hockomock League and Sun-Chronicle Football All-Star Team honoree as a junior and senior ... Massachusetts Football Division 2 All-Star in 2009 ... Team Offensive MVP as he threw for 1,038 yards and 13 touchdowns as a senior ... Also carried 40 times for 100 yards and seven touchdowns during his final year at King Phillip ... As a junior, led Eastern Mass quarterbacks in passing touchdowns (17) ... Threw for 1,071 yards and rushed for 252 yards as a junior ... Named Old Spice Red Zone National Player of the Year for Leadership and Performance.



# 2013 UMASS FOOTBALL

## Returning Players

### 4 Randall JETTE

DB • RSo. • 6-0 • 180 • Oak Bluffs, Mass.

AS A REDSHIRT FRESHMAN IN 2012: Started all 12 games ... Finished fourth on the squad with 53 tackles (30-23) while recording two interceptions, four pass breakups and a TFL ... Earned at least five tackles in six games on the year, including four of the last five ... Had five takedowns (4-1) and deflected two passes in his collegiate debut at Connecticut (8/30) ... Had four stops against Indiana (9/8) and #17 Michigan (9/15), recording a pair of solo tackles and two assisted takedowns in each contest ... Made his first career interception at Akron (11/10) to go with five tackles (4-1) ... Set a season-high of seven stops (1-6), to go with an assisted TFL and a pick, vs. Buffalo (11/17) ... Ended the season with four tackles (2-2) and a pass break up against Central Michigan (11/23).



AS A FRESHMAN IN 2011: Redshirted the year and entered 2012 with four seasons of eligibility remaining.

BEFORE UMASS: Named to the Boston Globe First-Team All-Defense ... ESPN Boston MIAA All-State Defensive Back ... Honored as an Old Spice Player of the Year in Massachusetts ... Eastern Athletic Conference All-Star as a junior and senior ... Four-time Air Force National Player of the Week ... Named Great American Rivalry Series MVP for games vs. Nantucket in 2010 ... As a tailback, rushed for school single-game record 247 yards ... Holds school record for high jump with a mark of 6-feet, 2-inches.

PERSONAL: Randall Jamal Jette ... Born on March 27, 1993 ... Son of Albert and Grace ... Brother of Keisha and Kendall ... Majoring in public health sciences.

#### CAREER STATISTICS (Defense)

| Year   | GP/GS | UT | AT | TT | FF/FR | Sacks | TFL   | Int-Yds | PD |
|--------|-------|----|----|----|-------|-------|-------|---------|----|
| 2012   | 12/12 | 30 | 23 | 53 | 0/0   | 0-0   | 1.0-2 | 2-0     | 6  |
| Totals | 12/12 | 30 | 23 | 53 | 0/0   | 0-0   | 1.0-2 | 2-0     | 6  |

#### CAREER HIGHS

Tackles: 7 (1-6), vs. Buffalo (11/17/12)

Tackles For Loss: 0.5, twice, last vs. Buffalo (11/17/12)

Interceptions: 1, twice, last vs. Buffalo (11/17/12)

Pass Breakups: 2, at Connecticut (8/30/12)

### 91 Colter JOHNSON

P • Sr. • 6-4 • 200 • Warren, Pa.

AS A SENIOR IN 2013: Named to the Ray Guy Preseason Watch List which honors the top collegiate punter.

AS A JUNIOR IN 2012: All-MAC Third Team Defense ... Launched 64 punts for 2,803 yards on the year, an average of 43.8 yards per attempt ... Tallied 19 attempts of 50 or more yards while 16 fell in the opponent's redzone ... Had at least one punt travel 50 yards or further in nine of his 11 appearances ... First punts of the year came against Indiana (9/8), where he sent 10 attempts for 441 yards, including three of 50 or more yards ... Against Bowling Green (10/20), he punted 10 times for a single-game career-high 478 yards, with three landing inside the 20 yard line and five traveling over 50 yards, including a season long of 66 yards ... Earned MAC Special Team Player of the Week with six punts at Akron (11/10), four of which landed within the 20 yard line while the other two were sent over 50 yards ... Booted three attempts 50 or more yards against Buffalo, including his second career kick of 60 or more yards, while placing a pair inside the 20 yard line.



AS A SOPHOMORE AT ALFRED STATE IN 2011: Named All-Region following the 2011 season ... Punted 38 times and averaged 38.9 yards per punt with a long of 66 yards ... Also kicked off 55 times and averaged 55.6 yards and recorded five touchbacks ... As the place kicker, was 6 for 12 in field goal attempts including hitting four field goals in the Pioneers Region III Championship game victory.

AS A FRESHMAN AT ALFRED STATE IN 2011: Named honorable mention NJCAA All-American and 1st team All-Northeast Football Conference ... Punted 51 times and averaged 38.6 per attempt ... Had a long 77 yards and ten of his punts landed inside the 20.

PERSONAL: Colter Dean Johnson ... Born January 18, 1992 in Warren, Pa. ... Son of Dean and Melinda Johnston ... Brother of Taylor and Marshall ... Majoring in Plant, Soil and Insect Sciences.

#### CAREER STATISTICS (Punting)

| Year   | GP/GS | No. | Yds. | Avg. | Long | TB | In20 | 50+ | Blk |
|--------|-------|-----|------|------|------|----|------|-----|-----|
| 2012   | 12/0  | 64  | 2803 | 43.8 | 66   | 5  | 16   | 19  | 1   |
| Totals | 12/0  | 64  | 2803 | 43.8 | 66   | 5  | 16   | 19  | 1   |

#### CAREER HIGHS

Punt attempts: 10, twice, last vs. Bowling Green (10/20/12)

Punt yards: 478, vs. Bowling Green (10/20/12) (10 punts)

Punting Average: 50.6, vs. Buffalo (11/17/12)

Longest punt: 66 yards, vs. Bowling Green (10/20/12)

### 29 Jaurice JONES

DB • So. • 6-0 • 180 • Linden, N.J.

AS FRESHMAN IN 2012: Played in one game during his first season of college football ... Made an appearance on special teams at Western Michigan (10/6) without recording statistics.

BEFORE UMASS: Earned Second-Team All-State honors at Linden High School in Linden, N.J. ... Also a First-Team All-Division, All-Area and All-Conference selection ... Played quarterback for Linden as well, where he completed 61-of-110 passes for 927 yards and seven touchdowns ... Also carried the ball 67 times for 443 yards.



### 92 Robert KITCHING

OL • So. • 6-1 • 300 • Brooklyn, N.Y.

AS A FRESHMAN IN 2012: Played in seven games, seeing time on special teams and the defensive line ... Made one solo stop against Indiana (9/8) ... Added an assisted tackle against Ohio (9/29) ... Also made appearances against #17 Michigan (9/15), Miami (Ohio) on Sept. 22, Western Michigan (10/6), Bowling Green (10/20) and Northern Illinois (11/3).

BEFORE UMASS: Served as team captain in 2011 ... Led Abraham Lincoln to the New York City Championship with a 13-0 Record ... Named to the All-City and All-State Teams ... Had 10 sacks as a senior in 2011 ... Played for head coach Shawn O'Connor.



PERSONAL: Robert Anthony Kitching III ... Born November 22, 1994 in Manhattan, N.Y. ... Son of Robert Kitching and Renee Moss ... Majoring in Psychology.

#### CAREER STATISTICS (Defense)

| Year   | GP/GS | UT | AT | TT | FF/FR | Sacks | TFL | Int-Yds | PD |
|--------|-------|----|----|----|-------|-------|-----|---------|----|
| 2012   | 7/0   | 1  | 1  | 2  | 0/0   | 0-0   | 0-0 | 0-0     | 0  |
| Totals | 7/0   | 1  | 1  | 2  | 0/0   | 0-0   | 0-0 | 0-0     | 0  |

#### CAREER HIGHS

Tackles: 1 (0-1), twice, last vs. Ohio (9/15/12)

### 57 Leo KRIZANOVIC

OL • RFr. • 6-2 • 260 • Clifton, N.J.

AS A FRESHMAN IN 2012: Redshirted the season to enter 2013 with four years of eligibility remaining.

BEFORE UMASS: Named a Second-Team All-North Jersey selection at Paramus Catholic after posting 96 tackles and four interceptions as a senior ... Also ran for 1,300 yards and scored 16 touchdowns ... Played for head coach Chris Partridge.



PERSONAL: Leo Krizanovic ... Born October 7, 1993 in Hackensack, N.J. ... Son of Stanko and Ljilja Krizanovic ... Brother of Emily ... Enrolled in the College of Arts & Sciences.



# 2013 UMASS FOOTBALL

## Returning Players

### 52 Vondell LANGSTON

LB • RFr. • 6-0 • 220 • Everett, Mass.

AS A FRESHMAN IN 2012-13: Did not see action utilizing a redshirt season.

BEFORE UMASS: Named to the ESPN All-Massachusetts Team ... Earned All-Scholastic honors from the Boston Globe and the Boston Herald ... Led Everett to a state championship at Everett High School in each of the last two years, which includes 25 straight wins ... Served as team captain in 2011 for head coach John Dibasio.

PERSONAL: Vondell Robert Langston ... Born January 4, 1994 in Boston, Mass. ... Son of Robert Woodson and Tamico Langston ... Brother of Davon and Labaveya.



### 64 AI LENEUS

OL • So. • 6-2 • 295 • Nanuet, N.Y.

AS A FRESHMAN IN 2012: Played in four games, starting three on the offensive line ... Originally a defensive tackle, but transitioned to offensive guard midway through the season, where he became a starter ... Took snaps on the offensive line against Vanderbilt (10/27), Northern Illinois (11/3), Buffalo (11/17) and Central Michigan (11/23).



### 96 Brendon LEVENGOOD

K • RSo. • 6-1 • 197 • Lebanon, Pa.

AS A REDSHIRT JUNIOR IN 2012: Made 3-of-5 field goals with a long of 32 and connected on 6-of-7 PATs for a total of 15 points ... Booted 39 kickoffs for an average of 60.7 yards and 10 touchbacks ... Kicked two touchbacks at Akron (11/10) ... Went 2-for-3 on field goal attempts at Michigan (9/15) ... Added his third field goal conversion at Miami (Ohio) on Sept. 30 ... Went 4-for-4 on extra points against Ohio (9/29) ... Also averaged 63.7 yards per attempt on seven kickoffs against the Bobcats, with one going for a touchback ... Sent five kicks for 314 yards against Buffalo (11/17) to earn 62.8 yards per attempt.



AS A REDSHIRT SOPHOMORE IN 2011: Saw time on the kickoff, field goal and extra point units with nine appearances ... Finished 5-of-7 on field goals with a season long of 38 yards ... Sent eight kickoffs 502 yards for an average of 62.8 yards per attempt ... Made 18-of-23 extra points ... Totaled 33 points on the season ... Was 1-for-2 on field goal attempts with a 25-yard conversion and 3-of-3 for extra points at Holy Cross (9/1) ... Hit a 24-yard field goal attempt and added a trio of extra points against Rhode Island (9/17) ... Registered a 38-yard field goal against Boston College (9/24) to go with a pair of extra points ... Was 2-for-2 on field goals against Central Connecticut (10/8), including a 35-yard conversion, to go with four extra points ... Had four punts each against Maine (11/12) and James Madison (11/19), tallying 250 yards against the Black Bears and 252 vs. the Dukes.

AS A REDSHIRT FRESHMAN IN 2010: Averaged 55.6 yards on kickoffs with two touchbacks ... Booted a pair of successful on-sides kicks ... Averaged 69.2 yards on five kickoffs and had one touchback in his collegiate debut vs. William & Mary (9/4) ... Kicked an on-sides kick to help UMass recover possession during the first half vs. Holy Cross (9/11) ... Averaged 56 yards on seven kickoffs against Maine (11/6).

AS A FRESHMAN IN 2009: Redshirted the season and played on the scout team ... Enters 2010 with four years of eligibility remaining.

BEFORE UMASS: Played for Cedar Crest High School under Coach Mike Robinson ... Was named a Lancaster-Lebanon Tri-County All-Star following his senior season ... Finished his junior year going 7-of-9 on field goals and 13-for-15 on extra points ... Was named a Second Team All-County All-Star following his junior year ... Also played three years of soccer while at Cedar Crest.

PERSONAL: Brendon Aaron Levengood ... Born December 13, 1990 to David and Andrea Levengood ... Has two siblings, Garrett and Paige ... Majoring in psychology.

#### CAREER STATISTICS (Kicking)

| Year          | GP/GS        | FG-A        | PAT          | Pts       | KO-Yds          | KO Avg      | TB        |
|---------------|--------------|-------------|--------------|-----------|-----------------|-------------|-----------|
| 2010          | 11/11        | 0-0         | 0-0          | 0         | 57-3168         | 55.6        | 2         |
| 2011          | 9/0          | 5-7         | 18-23        | 33        | 8-502           | 62.8        | 3         |
| 2012          | 12/12        | 3-5         | 6-7          | 15        | 39-2366         | 60.7        | 10        |
| <b>Totals</b> | <b>32/23</b> | <b>8-12</b> | <b>24-30</b> | <b>48</b> | <b>104-6306</b> | <b>60.6</b> | <b>15</b> |

#### CAREER HIGHS

Points Scored: 10, vs. Central Connecticut (10/8/11)

Kick PATs: 4, vs. Central Connecticut (10/8/11)

Field Goals Made: 2, vs. Central Connecticut (10/8/11)

Field Goal Attempts: 2, 3x, last vs. Central Connecticut (10/8/11)

Longest Field Goal: 38, at Boston College, (9/24/11)

### 16 Elgin LONG

WR • RSo. • 5-10 • 189 • Arlington, Texas

AS A REDSHIRT FRESHMAN IN 2012: Played in 11 games, starting one at wide receiver ... Caught three passes on the year ... Longest reception was four yards at Northern Illinois (11/3).

AS A FRESHMAN IN 2011: Redshirted the 2011 season to enter 2012 with four years of eligibility remaining.

BEFORE UMASS: Second-team all-district wide receiver at Arlington Bowie High School in Arlington, Texas ... Hauled in 28 catches for 720 yards and seven touchdowns as a senior in 2010 ... Best performance of the year came against DeSoto High School, with five catches for 109 yards ... Also played basketball for Arlington Bowie ... Was named the Most Valuable Player of the Arlington Classic Basketball Tournament.

PERSONAL: Elgin Trenard Long ... Born on November 30, 1992 ... Son of Elbert Jr. and Teresa Long ... Brother of Elijah.



#### CAREER STATISTICS (Offense)

| Year          | GP/GS       | No.      | Yds.      | Avg.        | TD       | Lg.      |
|---------------|-------------|----------|-----------|-------------|----------|----------|
| 2012          | 11/1        | 3        | -3        | -1.0        | 0        | 4        |
| <b>Totals</b> | <b>11/1</b> | <b>3</b> | <b>-3</b> | <b>-1.0</b> | <b>0</b> | <b>4</b> |

#### CAREER HIGHS

Receptions: 1, Ohio, 9/29/12; at Vanderbilt, 10/27/12; at Northern Illinois, 11/3/12

Receiving yards: 4, at Northern Illinois, 11/3/12 (1 reception)

Long reception: 4, at Northern Illinois, 11/3/12

### 98 Blake LUCAS

K • So. • 5-8 • 166 • Cochran, Ga.

AS A FRESHMAN IN 2012: Made 7-of-8 field goals with a long of 39 yards and converted 8-of-9 PATs for a total of 29 points ... Was perfect in his final seven field goal attempts and eight extra points ... Finished 2-for-2 on field goals against Ohio (9/29), with a long of 30 yards ... Made all three of his field goal attempts at Akron (11/10), earning him a College Football Performance Awards Kicker of the Week Honorable Mention ... Went 2-for-2 on field goals against Buffalo (11/17), including his personal-best of 39 yards.



#### CAREER STATISTICS (Kicking)

| Year          | GP/GS      | FG-A       | PAT        | Pts       | KO-Yds     | KO Avg     | TB       |
|---------------|------------|------------|------------|-----------|------------|------------|----------|
| 2012          | 7/0        | 7-8        | 8-9        | 29        | 0-0        | 0.0        | 0        |
| <b>Totals</b> | <b>7/0</b> | <b>7-8</b> | <b>8-9</b> | <b>29</b> | <b>0-0</b> | <b>0.0</b> | <b>0</b> |

#### CAREER HIGHS

Points Scored: 10, at Akron (11/10/12)

Field Goals Made: 3, at Akron (11/10/12)

Field Goal Attempts: 3, twice, last at Akron (11/10/12)

Longest Made Field Goal: 39, vs. Buffalo (11/17/12)

Longest Attempted Field Goal: 39, vs. Buffalo (11/17/12)

### 97 Daniel MAYNES



# 2013 UMASS FOOTBALL

## Returning Players

**DL • R.Jr. • 6-2 • 285 • Waltham, Mass.**

**AS A REDSHIRT SOPHOMORE IN 2012:** Played in six games on special teams and as part of the defensive line, starting one contest ... Recorded 11 tackles (2-9) and a pass breakup ... Opened the year with a solo tackle at Connecticut (8/30) ... Assisted on three stops against Indiana (9/8) ... Had a season-high four stops (0-4) and a pass breakup vs. Bowling Green (10/20) ... Added two more takedowns (0-2) against Central Michigan (11/23) during the season finale.

**AS A SOPHOMORE IN 2011:** Redshirted the 2011 season to enter 2012 with three years of eligibility remaining.

**AS A FRESHMAN IN 2010:** Did not compete.

**BEFORE UMASS:** Played at Waltham High School for head coach Paul Mayberry, who was a lineman and 1990 All-American at UMass ... Named to Gridiron Club of Greater Boston's Super 26 All-State Team as a senior ... Selected as the Dual County League Defensive Player of the Year ... Also a DCL Champion in the discus and shot put.

### CAREER STATISTICS (Defense)

| Year          | GP/GS      | UT       | AT       | TT        | FF/FR      | Sacks      | TFL        | Int-Yds    | PD       |
|---------------|------------|----------|----------|-----------|------------|------------|------------|------------|----------|
| 2012          | 6/1        | 2        | 9        | 11        | 0/0        | 0-0        | 0-0        | 0-0        | 1        |
| <b>Totals</b> | <b>6/1</b> | <b>2</b> | <b>9</b> | <b>11</b> | <b>0/0</b> | <b>0-0</b> | <b>0-0</b> | <b>0-0</b> | <b>1</b> |

### CAREER HIGHS

**Tackles:** 4 (0-4), vs. Bowling Green (10/20/12)

**Pass Breakups:** 1, vs. Bowling Green (10/20/12)



## 33 Rodney MILLS

**TE • So. • 6-1 • 205 • Gainesville, Fla.**

**AS A FRESHMAN IN 2012:** Played in four games, mainly on special teams ... Earned his first collegiate appearance at Western Michigan (10/6) ... Followed with time against Vanderbilt (10/27), Northern Illinois (11/3) and Central Michigan (11/23) ... Earned his first tackle, a solo stop, at Northern Illinois (11/3).

**BEFORE UMASS:** Completed a post-graduate year at Milford Academy ... Earned Third Team All-State honors at Eastside High School.

### CAREER STATISTICS (Defense)

| Year          | GP/GS      | UT       | AT       | TT       | FF/FR      | Sacks      | TFL        | Int-Yds    | PD       |
|---------------|------------|----------|----------|----------|------------|------------|------------|------------|----------|
| 2012          | 4-0        | 1        | 0        | 1        | 0/0        | 0-0        | 0-0        | 0-0        | 0        |
| <b>Totals</b> | <b>4-0</b> | <b>1</b> | <b>0</b> | <b>1</b> | <b>0/0</b> | <b>0-0</b> | <b>0-0</b> | <b>0-0</b> | <b>0</b> |

### CAREER HIGHS

**Tackles:** 1 (1-0), at at Northern Illinois (11/3/12)



## 3 Kassan MESSIAH

**LB • So. • 6-4 • 225 • Orange, N.J.**

**AS A FRESHMAN IN 2012:** Played in nine games, starting five ... Recorded 65 tackles (22-43), including 3.0 TFLs, one sack, two pass breakups and a quarterback hurry ... His 65 tackles ranked third on the squad and first among rookies ... Terrorized Miami (Ohio) on Sept. 22 with 10 stops (5-5), 2.0 TFLs, a nine-yard sack and a quarterback hurry in his first collegiate appearance ... Had 12 takedowns and a pass breakup vs. Ohio (9/29) ... Put up a career-high 16 tackles (2-14) to go with a TFL and a deflected pass vs. Bowling Green (10/20) ... Totaled nine stops (4-5) at Vanderbilt (10/27) ... Earned six takedowns at Northern Illinois (11/3) ... Finished the year with five tackles (2-3) against Central Michigan (11/23).

**BEFORE UMASS:** A two-time All-State, All-Conference and All-County selection at Orange High School ... Member of the National Honors Society ... Had 13 sacks as a senior in 2011 ... Played for head coach Randy Daniel.

**PERSONAL:** Kassan Supreme Messiah Jr. ... Born January 4, 1994 in Newark, N.J. ... Son of Kassan Messiah Sr. and Lorraine Messiah ... Brother of Imani and Soigne.

### CAREER STATISTICS (Defense)

| Year          | GP/GS      | UT        | AT        | TT        | FF/FR      | Sacks        | TFL           | Int-Yds    | PD       |
|---------------|------------|-----------|-----------|-----------|------------|--------------|---------------|------------|----------|
| 2012          | 9/5        | 22        | 43        | 65        | 0/0        | 1.0-9        | 3.0-11        | 0-0        | 2        |
| <b>Totals</b> | <b>9/5</b> | <b>22</b> | <b>43</b> | <b>65</b> | <b>0/0</b> | <b>1.0-9</b> | <b>3.0-11</b> | <b>0-0</b> | <b>2</b> |

### CAREER HIGHS

**Tackles:** 16 (2-14), vs. Bowling Green (10/20/12)

**TFLs:** 2.0 (2-0), at Miami (Ohio) (9/22/12)

**Sacks:** 1.0 (1-0), at Miami (Ohio) (9/22/12)

**Pass Breakups:** 1, twice, last vs. Bowling Green (10/20/12)

**10+ Tackle Games:** 3, last vs. Bowling Green (10/20/12)



## 95 Brandon POTVIN

**DL • R.Sr. • 6-1 • 262 • Worcester, Mass.**

**AS A REDSHIRT JUNIOR IN 2012:** Played in all 12 games ... Opened the year with an assisted tackle at Connecticut (8/30) ... Helped on two stops against Indiana (9/8) ... Produced a pair of takedowns (1-1) at Miami (Ohio) on Sept. 22 ... Assisted on two more tackles at Vanderbilt (10/27) ... Recorded 10 tackles (2-8), 1.0 TFL and a sack ... His solo TFL vs. Buffalo (11/17) was a seven-yard sack.

**AS A REDSHIRT SOPHOMORE IN 2011:** Played in all 11 contests ...

Made 36 stops (18-18), including one sack for an 11-yard loss and 4.5 TFLs ... First tackle of the season was a sack at Holy Cross (9/1), where he also contributed a pass breakup ... Added a pair of stops (2-0) each against Rhode Island (9/17) and Boston College (9/24) ... Had four tackles (2-2) at Old Dominion (10/1) ... Registered a single-game career-high eight takedowns (5-3) against Central Connecticut, including a TFL ... Had five tackles (2-3), with one TFL, against New Hampshire (10/22) ... Added four stops (1-3) at Maine, including helping on a TFL ... Finished the year with six stops (1-5) against James Madison (11/19).

**AS A REDSHIRT FRESHMAN IN 2010:** Made 10 starts in 11 games played with 23 tackles, a sack and 1.5 TFLs ... Started at defensive end and made two tackles in his debut vs. William & Mary (9/4) ... First career sack at Stony Brook (9/25) ... Career-best five tackles vs. #20 Richmond (10/16) ... Two tackles at Towson (10/2) ... Equaled career-best with five stops at #15 James Madison (10/30) ... Had four tackles against Rhode Island (11/20).

**AS A FRESHMAN IN 2009:** Redshirted the season to enter 2010 with four years of eligibility remaining.

**BEFORE UMASS:** Helped Holy Name Catholic High School in Worcester, Mass., to three Super Bowls and four league championships ... Was named to the Worcester Telegram & Gazette Super Team and Defensive MVP, as well as the Central Mass Division I Defensive MVP after his final season ... Finished his career with 298 total tackles, 136 solo and 162 assisted ... Tallied 58 solo tackles and 48 assisted stops for a total of 106 takedowns as a senior ... Caught nine passes for 217 yards and scored three touchdowns as a tight end.

**PERSONAL:** Brandon M. Potvin ... Born March 26, 1991 ... Son of Brent and Angel Potvin ... Majoring in Kinesiology.

### CAREER STATISTICS (Defense)

| Year          | GP/GS        | UT        | AT        | TT        | Sacks         | TFL           | Int-Yds    | PD       |
|---------------|--------------|-----------|-----------|-----------|---------------|---------------|------------|----------|
| 2010          | 11/10        | 6         | 17        | 23        | 1.0-5         | 1.5-5         | 0-0        | 0        |
| 2011          | 11/8         | 18        | 18        | 36        | 1.0-11        | 4.5-19        | 0-0        | 1        |
| 2012          | 12/0         | 2         | 8         | 10        | 1.0-7         | 1.0-7         | 0-0        | 0        |
| <b>Totals</b> | <b>34/18</b> | <b>26</b> | <b>42</b> | <b>69</b> | <b>3.0-23</b> | <b>7.0-31</b> | <b>0-0</b> | <b>1</b> |

### CAREER HIGHS

**Tackles:** 8 (5-3), vs. Central Connecticut (10/8/11)

**Sacks:** 1.0, 3x, last vs. Buffalo (11/17/12) (1-0)

**Tackles For Loss:** 1.0, 7x, last vs. Buffalo (11/17/12)

**Pass Breakups:** 1, at Holy Cross (9/1/11)





# 2013 UMASS FOOTBALL

## Returning Players

### 18 Matt QUINN

QB • R.Jr. • 6-3 • 195 • Seekonk, Mass.  
AS A REDSHIRT SOPHOMORE IN 2012: Did not play.

AS A REDSHIRT FRESHMAN IN 2011: Did not play.

AS A FRESHMAN IN 2010: Did not play.



### 42 John ROBINSON-WOODGETT

LB • So. • 6-2 • 225 • Springfield, Mass.

AS A FRESHMAN IN 2012: Played in 10 games ... Recorded 11 tackles (5-6) and a fumble recovery ... First appearance with the Minutemen came at #17 Michigan (9/15) ... Recorded first collegiate tackle (0-1) at Miami (Ohio) on Sept. 22 ... Added two assisted stops against Ohio (9/29) ... Made a personal-best five takedowns (2-3) at Vanderbilt (10/27) ... Notched one solo tackle each against Western Michigan (10/6), Bowling Green (10/20) and Northern Illinois (11/3).



**BEFORE UMASS:** All-Region honoree on offense and defense ... Named team Offensive MVP .... An honor roll student who was also an undefeated wrestler ... Had 87 tackles including 10 for loss and rushed for 550 yards with 12 touchdowns as a senior ... Played for Dave Dykeman.

**PERSONAL:** John Samuel Robinson-Woodgett ... Born in Springfield, Mass. ... Son of Keith Woodgett and Sandra Robinson ... Brother of James Robinson and Calvin Rogers.

#### CAREER STATISTICS (Defense)

| Year          | GP/GS       | UT       | AT       | TT        | FF/FR      | Sacks      | TFL        | Int-Yds    | PD       |
|---------------|-------------|----------|----------|-----------|------------|------------|------------|------------|----------|
| 2012          | 10-0        | 5        | 6        | 11        | 0/1        | 0-0        | 0-0        | 0-0        | 0        |
| <b>Totals</b> | <b>10-0</b> | <b>5</b> | <b>6</b> | <b>11</b> | <b>0/1</b> | <b>0-0</b> | <b>0-0</b> | <b>0-0</b> | <b>0</b> |

#### CAREER HIGHS

**Tackles:** 5 (2-3), at Vanderbilt (10/27/12)

**Fumbles Recovered:** 1, at Northern Illinois (11/3/12)

### 6 Ed SAINT-VIL

DB/LB • R.Jr. • 5-11 • 190 • Miramar, Fla.

AS A REDSHIRT SOPHOMORE IN 2012: Played in five games, starting four ... Recorded 26 tackles (10-16), one interception and a pass breakup ... Opened the year with four tackles (2-2) at Connecticut (8/30) ... Made his first collegiate interception to go with six takedowns (3-3) at Akron (11/10) ... Had a personal-best 11 stops (4-7) and broke up a pass against Buffalo (11/17) ... Assisted on four tackles against Central Michigan (11/23).



AS A REDSHIRT FRESHMAN IN 2011: Made appearances at Holy Cross (9/1/11) and against Rhode Island (9/17/11) ... Recorded four unassisted tackles, forced and recovered a fumble and broke up one pass vs. Holy Cross ... Totaled two stops (2-0) and a pass break up against Rhode Island.

AS A FRESHMAN IN 2010: Redshirted the 2010 campaign.

**BEFORE UMASS:** Played at Hollywood Hills High School, for coach Scott Barnwell ... Played in the Public vs. Private All-Star Game ... Named Hollywood Hills Special Teams Player of the Year ... Racked up 54 tackles, including six tackles for loss along with 18 pass break-ups ... Also forced three fumbles and recovered two fumbles.

**PERSONAL:** Edward J. Saint-Vil ... Born May 7, 1992 ... Son of Marguerite Henriquez ... Majoring in economics and political science.

#### CAREER STATISTICS (Defense)

| Year          | GP/GS        | UT        | AT        | TT        | FF/FR      | TFL          | Int-Yds     | PD       |
|---------------|--------------|-----------|-----------|-----------|------------|--------------|-------------|----------|
| 2011          | 9/8          | 28        | 7         | 35        | 1/1        | 1.5-4        | 0-0         | 2        |
| 2012          | 5/4          | 10        | 16        | 26        | 0/0        | 0-0          | 1-42        | 2        |
| <b>Totals</b> | <b>14/12</b> | <b>38</b> | <b>23</b> | <b>61</b> | <b>1/1</b> | <b>1.5-4</b> | <b>1-42</b> | <b>4</b> |

#### CAREER HIGHS

**Tackles:** 11 (4-7), vs. Buffalo (11/17/12)

**Interceptions:** 1, at Akron (11/10/12)

**Interception Return Yards:** 42, at Akron (11/10/12)

**Fumbles Forced:** 1, at Holy Cross (9/1/11)

**Fumbles Recovered:** 1, at Holy Cross (9/1/11)

**Pass Breakups:** 1, 3x, last vs. Buffalo (11/17/12)

### 17 Jovan SANTOS-KNOX

LB • So. • 6-2 • 240 • Middletown, Conn.

AS A FRESHMAN IN 2012: Played in ten games, starting eight at linebacker ... Recorded 32 tackles (11-21), 4.0 TFLs for a loss of 12 yards, two pass breakups, one quarterback hurry and a recovered fumble ... Recorded three assisted tackles in his first game, against Indiana (9/8) ... Tallied four stops (1-3) at Western Michigan (10/6) ... Had six assisted stops and a fumble recovery vs. Buffalo (11/17) ... Notched three takedowns (2-1), including a TFL for three yards at Northern Illinois (11/3) ... Earned six stops (0-6) and a fumble recovery against Buffalo (11/17) ... Made a season-high seven tackles (2-5) to go with a pass breakup and an assisted TFL vs. Central Michigan (11/23).



**BEFORE UMASS:** Earned All-Connecticut honors as a linebacker after leading Xavier High School to a 13-0 in 2011 ... Led Xavier to a pair of Connecticut State Championships ... Played for head coach Sean Marinar.

**PERSONAL:** Jovan Dimetri Santos-Knox ... Born July 5, 1994 in Waterbury, Conn. ... Son of Byron and Julia Knox ... Brother of Vienna and London ... Enrolled in the College of Arts & Sciences.

#### CAREER STATISTICS (Defense)

| Year          | GP/GS       | UT        | AT        | TT        | FF/FR      | Sacks      | TFL           | Int-Yds    | PD       |
|---------------|-------------|-----------|-----------|-----------|------------|------------|---------------|------------|----------|
| 2012          | 10-8        | 11        | 21        | 32        | 0/1        | 0-0        | 4.0-12        | 0-0        | 2        |
| <b>Totals</b> | <b>10-8</b> | <b>11</b> | <b>21</b> | <b>32</b> | <b>0/1</b> | <b>0-0</b> | <b>4.0-12</b> | <b>0-0</b> | <b>2</b> |

#### CAREER HIGHS

**Tackles:** 7, Central Michigan, 11/23/12 (2-5)

**TFLs:** 1.0 (3x), last at Akron, 11/10/12 (1-0)

**Fumbles recovered:** 1, Buffalo, 11/17/12

**Pass breakups:** 1, Ohio, 9/29/12; Central Michigan, 11/23/12

### 54 Trey SEALS

OL/LB • RSo. • 6-4 • 231 • Columbia, S.C.

AS A REDSHIRT FRESHMAN IN 2012: Played in all 12 games ... Recorded 10 tackles (5-5), including 1.0 TFL and sack, and a pass breakup ... Opened the year with two tackles (1-1) at Connecticut (8/30) ... Made three stops (1-2), including a sack for a loss of three years vs. Indiana (9/8) ... Recorded a pass breakup against Bowling Green (10/20) ... Assisted on a takedown against Ohio (9/29) and at Western Michigan (10/6) ... Had one solo stop each at Vanderbilt (10/27), Northern Illinois (11/3) and Akron (11/10).



AS A FRESHMAN IN 2011: Redshirted the season to enter 2012 with four years of eligibility remaining.

**BEFORE UMASS:** Three-time letterwinner for coach Quay Farr at Spring Valley ... Earned the Award for Discipline as a sophomore ... Selected to All-Region Class 4A as a senior ... Set Spring Valley record for the defensive end squat at 500lbs ... Had 216 tackles, 16 sacks and five forced fumbles in three years of varsity football.

**PERSONAL:** Trey Alexander Seals ... Born October 19, 1991 ... Son of Greg and Doris Seals ... Brother of Greg Seals Jr. ... Admires Julius Peppers ... Majoring in sociology.

#### CAREER STATISTICS (Defense)

| Year          | GP/GS       | UT       | AT       | TT        | Sacks        | TFL          | Int-Yds    | PD       |
|---------------|-------------|----------|----------|-----------|--------------|--------------|------------|----------|
| 2012          | 12/0        | 5        | 5        | 10        | 1.0-3        | 1.0-3        | 0-0        | 1        |
| <b>Totals</b> | <b>12/0</b> | <b>5</b> | <b>5</b> | <b>10</b> | <b>1.0-3</b> | <b>1.0-3</b> | <b>0-0</b> | <b>1</b> |

#### CAREER HIGHS

**Tackles:** 3 (1-2), vs. Indiana (9/8/12)

**TFLs:** 1.0 (1-0), vs. Indiana (9/8/12)

**Sacks:** 1.0 (1-0), vs. Indiana (9/8/12)

**Pass Breakups:** 1 vs. Bowling Green (10/20/12)



# 2013 UMASS FOOTBALL

## Returning Players

### 1 Tajae SHARPE

WR • So. • 6-2 • 185 • Piscataway, N.J.

**AS A FRESHMAN IN 2012:** Played in 11 games, starting eight at wide receiver ... Caught 20 passes for 206 yards, averaging 10.3 yards per reception ... Had at least one catch in each contest ... Pulled in three receptions for 33 yards against Indiana (9/8) ... Secured a trio of catches for 37 yards at Miami (Ohio) on Sept. 22 ... Made three catches for 50 yards at Akron (11/10), including hauling in his longest grab of the year for 35 yards.



**BEFORE UMASS:** MSG Athlete of the Year ... Second Team All-State selection ... Also named to the First Team All-County and All-Area teams ... Served as team captain as a senior ... Led Piscataway HS to a pair of state championship titles in 2010 and 2011 ... Also played safety for head coach Daniel Higgins.

**PERSONAL:** Tajae Lamar Sharpe ... Born December 23, 1994 in Newark, N.J. ... Son of John Sharpe Jr. and Tanya Sharpe ... Brother of Jasmine ... Majoring in Communication.

#### CAREER STATISTICS (Receiving)

| Year          | GP/GS       | No.       | Yds.       | Avg.        | TD       | Lg.       |
|---------------|-------------|-----------|------------|-------------|----------|-----------|
| 2012          | 11/8        | 20        | 206        | 10.3        | 0        | 35        |
| <b>Totals</b> | <b>11/8</b> | <b>20</b> | <b>206</b> | <b>10.3</b> | <b>0</b> | <b>35</b> |

#### CAREER HIGHS

**Receptions:** 3, twice, last at Akron (11/10/12)

**Receiving Yards:** 50, at Akron (11/10/12) (3 receptions)

**Longest Reception:** 35, at Akron (11/10/12)

### 26 Quayshun SMITH

RB • Jr. • 5-9 • 170 • Tallahassee, Fla.

**AS A SOPHOMORE IN 2012:** Converted to a running back prior to the season after playing defensive back in 2011 ... Played in nine games as a mainstay on the special teams unit ... Recorded three tackles (2-1) ... Earned his first stop of the year unassisted at #17 Michigan (9/15) ... Added another solo tackle at Akron during UMass' first victory as an FBS program on Nov. 10 ... Helped out on a takedown against Buffalo (11/17).



**AS A FRESHMAN IN 2011:** Appeared in seven games with a start at Old Dominion (10/1) ... Made seven tackles with five solo and two passes broken up ... Most productive game came against Old Dominion with five stops, including three solo and a pass break up.

**BEFORE UMASS:** Star cornerback at Amos P. Godby High School in Tallahassee, Fla. ... Ranked No. 77 cornerback in the country by ESPN ... Lockdown defender as he finished with 46 tackles, two sacks, 18 passes defense, two forced fumbles and two interceptions as a senior in 2010 ... State finalist in the triple-jump in track & field.

#### CAREER STATISTICS (Defense)

| Year          | GP/GS       | UT       | AT       | TT        | FF/FR      | TFL        | Int-Yds    | PD       |
|---------------|-------------|----------|----------|-----------|------------|------------|------------|----------|
| 2011          | 7/1         | 5        | 2        | 7         | 0/0        | 0-0        | 0-0        | 2        |
| 2012          | 9/0         | 2        | 1        | 3         | 0/0        | 0-0        | 0-0        | 0        |
| <b>Totals</b> | <b>16/1</b> | <b>7</b> | <b>3</b> | <b>10</b> | <b>0/0</b> | <b>0-0</b> | <b>0-0</b> | <b>2</b> |

#### CAREER HIGHS

**Tackles:** 5 (3-2), at Old Dominion, (10/1/11)

**Pass Breakups:** 1, twice, last vs. New Hampshire (10/22/11)

### 69 Tyrell SMITH

OL • RFr. • 6-5 • 295 • Lanoka Harbor, N.J.

**AS A FRESHMAN IN 2012:** Played in three games ... Took snaps at Connecticut (8/30), against Indiana (9/8) and at #17 Michigan (9/15).



**BEFORE UMASS:** Was a second-team all-state selection as a senior and a second-team all-county pick as a junior at Lacey Township High School ... Earned an invitation to the All-American Bowl ... Led Lacey Township to the state championship title in 2011 ... Captain of the football and basketball teams.

**PERSONAL:** Tyrell Dejoin Lee Smith ... Born April 27, 1994 ... Son of Tanya Smith ... Brother of Eric, Deon, Tarique and Elijah.

### 78 Matt SPARKS

OL • So. • 6-4 • 290 • Mililani, HI

**AS A FRESHMAN IN 2012:** Played in six games, starting three on the offensive line ... First snaps with the Minutemen came at #17 Michigan (9/15) ... Also made appearances against Western Michigan (10/6), Bowling Green (10/20), Vanderbilt (10/27), Northern Illinois (11/3) and Buffalo (11/17).



**BEFORE UMASS:** Named to the 2011 ESPN High School All-Hawaii Football Team ... Earned First-Team All-Conference honors under head coach Kale Anae at The Punahou School.

**PERSONAL:** Matthew Steven Sparks ... Born November 25, 1994 in Honolulu, Hawaii ... Son of Cary and Heidi Sparks ... Brother of Jacob and Rachael ... Majoring in civil engineering.

### 41 Jeff STRAIT

P/H • Rsr. • 6-0 • 200 • Manheim, Pa.

**AS A REDSHIRT JUNIOR IN 2012:** Attempted nine punts on the season for 378 yards (42.0 yards per kick) ... All punts occurred during the season-opening game at Connecticut (8/30) ... Also recorded one solo tackle against the Huskies ... Made appearances against Indiana (9/8), Ohio (9/29), Bowling Green (10/20), Akron (11/10), Buffalo (11/17) and Central Michigan (11/23).



**AS A REDSHIRT SOPHOMORE IN 2011:** Split time at punter with Ray Pendagast and totaled 1,268 yards on 34 kicks for 37.3 yards per boot ... Had five kicks of 50 yards or better with a long of 61 at Boston College (9/24) ... Also put 10 balls inside the 20-yard line and had four touchbacks ... Three of six punts at Holy Cross (9/1) were downed inside the 20 ... Averaged 40.8 yards on five kicks at Boston College (9/24) ... Only UMass punt at Maine (11/12) was a 52-yarder in the second quarter ... Was also the primary holder on the field goal unit.

**AS A REDSHIRT FRESHMEN IN 2010:** Made one appearance on the year, seeing time against Holy Cross (9/11).

**AS A FRESHMAN IN 2009:** Redshirt season to enter 2010 with four years of eligibility remaining.

**BEFORE UMASS:** Multi-sport athlete earning seven letters in three sports: soccer, football and volleyball while at Manheim Central High School ... All-League punter in football for the 2007 and 2008 seasons ... Rated 10th in the nation by Kohl's Kicking Camp at their 2008 Invitational Scholarship Camp ... Rated 5th at Special Team Solutions (Lee McDonald) College Exposure Camp ... Selected as a Special Team Solutions Elite Punter in 2009 ... Averaged 38 yards per punt in 39 attempts in 2008 ... All-League 1st team goalie in 2007 and 2008 in soccer ... All League in volleyball in 2007 and 2008. All-District in 2008 ... Distinguished Honors Student at Manheim Central High School. 4.0 Average.

**PERSONAL:** Jeffrey T. Strait ... Born Sept. 18, 1990 ... Son of Kathy and Ryan Strait ... Has two siblings, Rebecca and Steven ... Majoring in Biology and is enrolled in the prestigious Commonwealth Honors Program.

#### CAREER STATISTICS (Punting)

| Year          | GP/GS       | No.       | Yds.        | Avg.        | Long      | TB       | In20      | Blk      |
|---------------|-------------|-----------|-------------|-------------|-----------|----------|-----------|----------|
| 2011          | 11/0        | 34        | 1268        | 37.3        | 61        | 4        | 10        | 1        |
| 2012          | 7/0         | 9         | 378         | 42.0        | 47        | 0        | 0         | 0        |
| <b>Totals</b> | <b>18/0</b> | <b>43</b> | <b>1646</b> | <b>38.3</b> | <b>61</b> | <b>4</b> | <b>10</b> | <b>1</b> |

#### CAREER HIGHS

**Punt Attempts:** 9, at Connecticut (8/30/12)

**Punt Yards:** 378, at Connecticut (8/30/12) (9 punts)

**Longest Punt:** 61, at Boston College (9/24/11)



# 2013 UMASS FOOTBALL

## Returning Players

### 2 Antoine THARPE

DB • Sr. • 5-10 • 195 • N. Lauderdale, Fla.

**AS A JUNIOR IN 2012:** Played and started in five games ... Recorded 17 tackles (12-5), 2.0 TFLs, one interception, one pass breakup and a blocked kick ... Made his first collegiate interception at Connecticut (8/30) and had five tackles (4-1), including one for a loss ... Tallied five stops (2-3) and a pass break up at Miami (Ohio) on Sept 22 ... Tied a career-high with six tackles, all solo, to go with a TFL and a blocked kick vs. Ohio (9/29).



**AS A SOPHOMORE IN 2011:** In 2011, started nine games at corner back, missing the Rhode Island and Boston College games with an injury ... Finished with 31 tackles and 25 solo, Added seven pass break ups ... Career-high six tackles against Central Connecticut (10/8) ... Five solo stops against CCSU and Villanova (11/5) were also career-highs.

**AS A FRESHMAN IN 2010:** Freshman cornerback who had a great preseason camp and is seeing time in packages. Playing special teams ... Played in all 11 games as a true freshman with eight starts, making 30 total tackles ... Started last eight games in a row at cornerback ... 20 total tackles in last five games (4.0 per game) ... Equalled a career-high of five tackles against Rhode Island (11/20) ... Three tackles vs. #2 Delaware (11/13) ... Career-high five tackles in win over Maine (11/6) ... Biggest hit of the season to jar #15 James Madison (10/30) and set up UMass' game-tying TD drive in the fourth quarter. Notched four tackles for the fourth game in a row ... Set career-high second game in a row with four tackles vs. #10 New Hampshire (10/23) in Colonial Clash ... Career-best three tackles vs. #20 Richmond (10/16) ... Second start at Towson (10/2), made two stops ... Drew first-career start at #20 Michigan (9/18), making two tackles ... First tackle and vs. Holy Cross (9/11) ... Broke up a pass in his debut vs. William & Mary (9/4) ... Lettered at the City of Coral Springs Charter School ... First-Team All-Broward County; Broward County Athletic Association All-Star ... Independent Private School All-Star.

**BEFORE UMASS:** Lettered at the City of Coral Springs Charter School in Florida, playing for coach Mike Higgins ... First-Team All-Broward County ... Named a Broward County Athletic Association All-Star ... Honored as an Independent Private School All-Star ... Made 22 tackles and had 12 pass break-ups as a senior ... Also forced two fumbles ... On offense, gained 690 yards of total offense and scored nine touchdowns.

**PERSONAL:** Antoine J. Tharpe ... Born July 16, 1992 ... Son of Jonathan and Janet Tharpe ... Majoring in psychology.

#### CAREER STATISTICS (Defense)

| Year          | GP/GS        | UT        | AT        | TT        | FF/FR      | TFL          | Int-Yds    | PD        |
|---------------|--------------|-----------|-----------|-----------|------------|--------------|------------|-----------|
| 2010          | 11/8         | 16        | 14        | 30        | 0/0        | 0-0          | 0-0        | 1         |
| 2011          | 9/9          | 25        | 6         | 31        | 0/0        | 2.0-3        | 0-0        | 7         |
| 2012          | 5/5          | 12        | 5         | 17        | 0/0        | 2.0-4        | 1-0        | 2         |
| <b>Totals</b> | <b>25/22</b> | <b>53</b> | <b>25</b> | <b>78</b> | <b>0/0</b> | <b>4.0-7</b> | <b>1-0</b> | <b>10</b> |

#### CAREER HIGHS

**Tackles:** 6, twice, last vs. Ohio (9/29/12) (6-0)

**Interceptions:** 1, at Connecticut (8/30/12)

**Pass Breakups:** 3, at Holy Cross (9/11/11)

### 11 Mike WEGZYN

QB • RSo. • 6-5 • 225 • Knoxville, Tenn.

**AS A REDSHIRT FRESHMAN IN 2012:** Played and started in 11 games at quarterback ... Threw for 1,825 yards on 182-of-346 pass attempts with six touchdowns and ten interceptions ... Also rushed for 141 yards on 93 carries with two touchdowns ... Averaged 165.9 yards passing and 12.8 yards rushing per game ... Recorded 151 passing yards on 18 completions against Indiana (9/8), adding 32 yards on the ground to go with his first collegiate rushing touchdown ... Added 213 yards passing and 52 more on the ground at Miami (Ohio) on Sept. 22 ... Completed 27-of-51 passes for 373 yards and four touchdowns vs. Ohio (9/29), while rushing for 36 yards ... His 373 passing yards and four touchdowns mark single-game career-highs and were the highest totals recorded in an individual contest for both categories on the 2012 season ... Passed for 266 yards and a touchdown on 23-of-39 attempts and ran for another score at Akron (11/10) in UMass' first victory as an FBS program ... Recorded 215 yards through the air on 20-for-40 passing with one touchdown against Buffalo (11/17).



**AS A FRESHMAN IN 2011:** Redshirted the 2011 season and was a member of the scout unit ... Entered 2012 with four years of eligibility remaining.

**BEFORE UMASS:** Quarterback at Knoxville Catholic High School in Tennessee ... Named to Scout.com's "Stars Of The South" ... Tennessee A-AAA All-District selection ... Preseason Top QB in Tennessee according to Football Time in Tennessee ... Rivals.com TNVarsity No. 26 overall football player in Tennessee ... WBIR Offensive Player of the Week (Aug. 26, 2010) ... Threw for 1,281 yards as a senior as Irish posted a 7-5 record ... Threw for eight touchdowns and rushed for 394 yards on the season ... Threw for season-best 255 yards against William Blount ... Began high school career at Northville H.S., in Michigan ... Named All-Conference as a junior at Northville ... Named quarterback MVP of the National Underclassmen Combine's Midwest Ultimate 100 Camp in Nashville ... Placed second among a tough quarterback competition at NUC's exclusive Top Prospect Camp in Norman, Oklahoma ... Played in the NUC's All-World Gridiron Classic Game on New Year's Eve ... Older brother, Matt played tight end at the University of Tennessee.

#### CAREER STATISTICS AT UMASS (Passing)

| Year          | GP/GS        | Cmp.       | Att.       | Yards       | Pct.        | TD       | Int      | Lg.       |
|---------------|--------------|------------|------------|-------------|-------------|----------|----------|-----------|
| 2012          | 11/11        | 182        | 346        | 1825        | 52.6        | 6        | 8        | 56        |
| <b>Totals</b> | <b>11/11</b> | <b>182</b> | <b>346</b> | <b>1825</b> | <b>52.6</b> | <b>6</b> | <b>8</b> | <b>56</b> |

#### CAREER HIGHS

**Pass Attempts:** 51, vs. Ohio (9/29/12)

**Pass Completions:** 27, vs. Ohio (9/29/12)

**Pass Yards:** 373, vs. Ohio (9/29/12) (27 completions)

**Longest Pass:** 56, vs. Indiana (9/8/12)

**Passing Touchdowns:** 4, vs. Ohio (9/29/12)

**Rushing Touchdowns:** 1, twice, last at Akron (11/10/12)

### 79 Vincent WESTCARR

OL • RSo. • 6-4 • 330 • Miramar, Fla.

**AS A REDSHIRT JUNIOR IN 2012:** Played in 11 games mostly on special teams ... Was originally planning to forego fifth-year of eligibility, but will return to the program in 2013 ... Did not participate in spring practice.



**AS A REDSHIRT REGISTERED SOPHOMORE IN 2011:** In 2011, served as a backup left tackle to Nick Speller ... Appeared in three games - at Boston College (9/24) and Old Dominion (10/1), and at home against Villanova (11/5).

**AS A REDSHIRT REGISTERED FRESHMEN IN 2010:** Did not see action.

**AS A FRESHMAN IN 2009:** Redshirt season ... Nursed injuries while working on scout team.

**BEFORE UMASS:** Two-year starter at Miramar High School in Florida for coach Damon Cogdell ... Was named the Patriots' Most Improved Player and received honorable mention All-Broward County as a senior ... Helped Miramar High School to an 11-3 record and a Regional Championship as a senior.

**PERSONAL:** Vincent S. Westcarr ... Born Jan. 10, 1990 ... Son of Andrea Clarke ... Majoring in History.



# 2013 UMASS FOOTBALL

## Returning Players

### 7 D'Metrius WILLIAMS

DB • So. • 6-0 • 180 • Virginia Beach, Va.

**AS A FRESHMAN IN 2012:** Played in 11 games, starting one ... Led the team with six pass breakups ... Also recorded 17 tackles (8-9), including one for a loss, and forced a fumble ... Made his first appearance with the Minutemen against Indiana, earning three tackles (1-2) ... Set a season-high with seven takedowns (3-4) and three breakups vs. Bowling Green (10/20) ... Notched a solo stop and assisted on another while forcing a fumble at Northern Illinois (11/3) ... Deflected three passes vs. Buffalo (11/17) and had a pair of tackles (1-1) ... His TFL came in the final game of the season against Central Michigan (11/23) and went for a loss of two yards.

**BEFORE UMASS:** An All-Regional and All-Tidewater selection at Salem High School under head coach Robert Jackson ... Also named All-District ... A two time team captain ... Received multiple academic awards and was an ALLOT Scholar for African American Leaders.

**PERSONAL:** D'Metrius Donnell Williams ... Born June 21, 1994 in San Diego, Calif. ... Son of Don and Charlene Williams ... Enrolled in the College of Arts & Sciences.

#### CAREER STATISTICS (Defense)

| Year          | GP/GS       | UT       | AT       | TT        | FF/FR      | TFL        | Int-Yds    | PD       |
|---------------|-------------|----------|----------|-----------|------------|------------|------------|----------|
| 2012          | 11/1        | 8        | 9        | 17        | 1/0        | 1-2        | 0-0        | 6        |
| <b>Totals</b> | <b>11/1</b> | <b>8</b> | <b>9</b> | <b>17</b> | <b>1/0</b> | <b>1-2</b> | <b>0-0</b> | <b>6</b> |

#### CAREER HIGHS

**Tackles:** 7 (3-4), vs. Bowling Green (10/20/12)

**TFLs:** 1.0 (2 yards) vs. Central Michigan (11/23/12)

**Pass Breakups:** 3, twice, last vs. Buffalo (11/17/12)



### 22 Jamal WILSON

RB • RSo. • 5-10 • 200 • Fort Lauderdale, Fla.

**AS A REDSHIRT FRESHMAN IN 2012:** Played in 12 games, splitting time between special teams and the UMass backfield ... Rushed 53 yards on 18 carries for an average of 2.9 yards per attempt... Totaled ten carries for 35 yards (3.5 yards per carry) at Northern Illinois (11/3) ... Had four attempts for 14 yards (3.5 yards per carry) vs. Central Michigan (11/23).

**AS A FRESHMAN IN 2011:** Redshirted the year to enter 2012 with four seasons of eligibility remaining.

**BEFORE UMASS:** Captained the No. 1 high school team in the nation, St. Thomas Aquinas, in Fort Lauderdale, Fla., as a senior ... Squad captured Florida 5A State Championship with a 15-0 record in 2010 ... Team went 43-1 in three years ... Named second-team by the Florida Sun-Sentinel ... As a senior, rushed for 731 yards and 10 touchdowns with 6.4 per carry average ... Also made 20 catches for 293 yards with four receiving scores.

#### CAREER STATISTICS (Rushing)

| Year          | GP/GS       | No.       | Yds.      | Avg.       | TD       | Lg.       |
|---------------|-------------|-----------|-----------|------------|----------|-----------|
| 2012          | 12/0        | 18        | 53        | 2.9        | 0        | 13        |
| <b>Totals</b> | <b>12/0</b> | <b>18</b> | <b>53</b> | <b>2.9</b> | <b>0</b> | <b>13</b> |

#### CAREER HIGHS

**Rushes:** 10, at Northern Illinois (11/3/12)

**Rushing Yards:** 35, at Northern Illinois (11/3/12) (10 carries)

**Longest Rush:** 13, at Northern Illinois (11/3/12)





# 2013 UMASS FOOTBALL

## Fifth-Year Transfers

### 50 Justin ANDERSON

DL • Graduate • 6-5 • 280 • Blythewood, S.C. • Maryland

**AS A REDSHIRT JUNIOR (2012):** Played in five games with six tackles (3 solo) on the year ... Had two tackles at West Virginia (9/22) - both solo stops ... In the season-opener at William & Mary (9/1), had one solo and one assisted tackle.

**AS A JUNIOR (2011):** Injured during the preseason and ended up utilizing his redshirt season.

**AS A SOPHOMORE (2010):** Started all 13 games at anchor ... made a career-high five tackles against Navy (9/6) and combined on a tackle for loss ... tied that career-high with five tackles against FIU (9/25), including a career-best two tackles for loss ... had four stops against Clemson (10/16), including one TFL ... made one tackle against Miami (11/6) ... recorded two tackles against Virginia (11/13) ... had his first career sack against Florida State (11/20) and finished with three tackles ... followed with another sack against NC State (11/27) for a loss of 10 yards.

**AS A FRESHMAN (2009):** Played as a reserve defensive tackle in the final six games ... saw his first action vs. Virginia (10/17) ... had one tackle in each of the final three games.

**BEFORE COLLEGE:** A highly regarded defensive lineman ... ranked No. 60 nationally among strongside defensive ends by Rivals.com ... also a member of the Rivals.com 2008 South Carolina Postseason Top 35 ... ranked No. 80 nationally among DEs by Scout.com ... ranked No. 124 nationally among defensive ends by Scouts, Inc. ... member of the SuperPrep South Carolina Top 46 ... a 2008 third-team all-state selection after posting 51 tackles, including two sacks, nine quarterback hurries, two forced fumbles, one fumble recovery and one blocked kick ... played in the 2008 Shrine Bowl of the Carolinas (SC vs. NC) ... also considered Clemson, Georgia Tech and South Carolina ... coached by Jeremy Saitz.

**PERSONAL:** Born in Columbia, S.C. ... parents are Sandra and James Richardson ... member of the Fellowship of Christian Athletes ... majored in American studies.

#### CAREER STATISTICS (Defense)

| Year          | GP/GS                | UT        | AT        | TT        | FF/FR      | TFL         | Sacks       | Int-Yds    | PD       |
|---------------|----------------------|-----------|-----------|-----------|------------|-------------|-------------|------------|----------|
| 2009          | 6/0                  | 1         | 2         | 3         | 0/0        | 0.5-1       | 0-0         | 0-0        | 0        |
| 2010          | 13/13                | 8         | 14        | 22        | 1/0        | 5.5-15      | 2-11        | 0-0        | 0        |
| 2011          | --- DNP REDSHIRT --- |           |           |           |            |             |             |            |          |
| 2012          | 5/0                  | 3         | 3         | 6         | 0/0        | 1.0-2       | 0-0         | 0-0        | 0        |
| <b>Totals</b> | <b>24/13</b>         | <b>12</b> | <b>19</b> | <b>31</b> | <b>1/0</b> | <b>7-18</b> | <b>2-11</b> | <b>0-0</b> | <b>0</b> |

#### CAREER HIGHS

Tackles: 5 (twice: vs. FIU, 9/25/10; vs. Navy, 9/6/10)

Solo Tackles: 2 (twice: vs. Clemson, 10/16/10; vs. Navy, 9/6/10)

TFLs: 2.0 (vs. FIU, 9/25/10)

Sacks: 1.0 (vs. NC State 11/27/10; vs. FSU, 11/20/10)

Forced Fumbles - 1 (vs. Navy, 9/6/10)

### 80 Ricardo MILLER

TE/WR • Graduate • 6-4 • 226 • Orlando, Fla. • Michigan

**AS A JUNIOR (2012):** Appeared in five games on special teams.

**AS A SOPHOMORE (2011):** ... Sugar Bowl champion ... earned first varsity letter ... Academic All-Big Ten ... appeared in eight games; played in two games as reserve tight end and contributed in eight games on special teams.

**AS A FRESHMAN (2010):** ... made his collegiate debut on special teams vs. Massachusetts (Sept. 18).

**BEFORE COLLEGE:** Attended Pioneer High School (2009) coached by Jeremy Gold ... led team to second round of the state playoffs as a senior ... attended Dr. Phillips High School in Orlando, Fla. (2006-08) ... National Honor Society member ... 2008 Student Athlete of the Year at his school ... invited to National Young Leaders Conference ... Key Statistics ... caught 35 passes for 669 yards and scored 10 touchdowns as a senior ... grabbed 34 receptions for 615 yards and eight TDs junior year ... made five catches for 75 yards and one TD and rushed nine times for 125 yards as a sophomore ... Honors and Rankings ... three-star recruit and the 12th-best player in the state of Michigan according to Rivals.com ... rated as the No. 66 wide receiver nationally by Rivals.com ... four-star prospect and the nation's No. 27 wide receiver according to scout.com ... seventh-best prospect in the state of Michigan by scout.com ... earned all-state honors senior year ... No. 4 player on The Detroit News Blue Chip list ... listed as the No. 23 player in the state of Michigan by the Detroit Free Press ... SuperPrep All-American and the No. 22 player in the Midwest ... four-star and the nation's No. 27 wide receiver by Scouts, Inc. ... Prep Star All-American ... Orlando Sentinel All-County selection as a junior.

**PERSONAL:** James Ricardo Miller was born April 2, 1992 ... mother, Anne Reagor-Miller, graduated from the University of Michigan ... enrolled in the College of Literature, Science and the Arts, major undeclared.

### 59 David OSEI

OL • Graduate • 6-4 • 290 • Abington, Pa. • Rutgers

**AS A REDSHIRT JUNIOR (2012):** Played in two games listed as a back-up guard on the depth chart.

**AS A REDSHIRT SOPHOMORE (2011):** Began season as starter at center, starting the first five games while playing in eight contests overall ... gave way in starting lineup to senior lineman Caleb Ruch in the 34-10 win vs. Pitt (10/8), shifting over to left tackle for a few series during the victory ... earned starting nod at left tackle in the 27-12 win at Army in Yankee Stadium (11/12) ... member of the BIG EAST All-Academic Football Team.

**AS A REDSHIRT FRESHMAN (2010):** Made collegiate debut against Norfolk State (9/2) in lone appearance of the season ... member of the BIG EAST All-Academic Football Team.

**AS A FRESHMAN (2009):** Did not see game action.

**BEFORE COLLEGE:** Played for head coach Tim Sorber at Abington High School ... selected to play in the prestigious Big 33 game, featuring the top players from Pennsylvania vs. Ohio ... Philadelphia Inquirer All-Southeastern Pennsylvania honoree on offense ... major reason the Ghosts went 10-3 his senior season ... key part of an offense that passed for 2,400 yards and averaged 31 points per game ... standout wrestler who was one of the state's elite ... since a 19-16 freshman season, Osei compiled a 113-12 mark (more than 40 falls), including a 44-1 record and South Class AAA state finalist appearance as a senior ... 34-3 mark on the mats as a junior, including a District 1 South Class AAA crown and a second-place finish in the South Central Regional ... two of his losses came at the hands of the state champion and the runner-up ... born 11/16/90 ... a History major.



# 2013 UMASS FOOTBALL

## Newcomers (2013 NLI)

### 5 Peter ANGEH

OL/LB • Fr. • 6-2 • 245 • Silver Spring, Md.

**BEFORE UMASS:** As a senior, was named First Team All-State, All-County and All-Conference ... Earned Washington Post All-District First Team honors and was named to the Washington Post All-MET Second Team ... Also named to the All-Gazette Second-Team ... In 2012 was the captain of the defensive, Team MVP and the conference Defensive Player of the Year ... Had 71 tackles, including 21.5 for loss, and 9.5 sacks as a senior ... Led the team in tackles by more than 20 as a defensive lineman ... As a junior had 82 tackles with 17 sacks, 24 tackles for loss and one fumble recovery ... Has a black belt in Kung Fu ... Held offers from Cincinnati, Ohio, Temple and Western Michigan ... An honor roll student who also performed over 100 hours of community service and played on the baseball team.

### 60 Enock ASANTE

OL • Fr. • 6-2 • 260 • Trenton, N.J.

**BEFORE UMASS:** Earned the Mercer County "Fuzzy" Falzone Award which is presented to the area's top lineman ... Named to the All-Division Team and the New York City SPARQ All-Combine Team ... Grew up playing soccer as his family immigrated to the United States from Ghana nine years ago ... Explosive athletic ability with a 4.8 in the 40-yard dash and can dunk a basketball ... Also played offensive guard in high school.

### 55 Josh BRUNS

OL • Jr. • 6-5 • 285 • Bullhead City, Ariz.

**BEFORE UMASS:** Bruns signed with UMass in Dec. 2012 after playing the previous two seasons at Glendale Community College ... Helped Glendale to an 8-3 overall record in 2012 including a Sun Bowl win ... Played in nine games with offense averaging nearly 200 yards rushing and 244 yards passing ... Was a Second-Team All-Arizona selection as a left tackle as a senior at Mohave ... Also honored as a First-Team All-State pick and a first-team all-region honoree by Scout.com.

### 84 E.J. BURSTON

WR • Fr. • 6-3 • 175 • Bradenton, Fla.

**BEFORE UMASS:** Named to the Bradenton Herald All-Area Second Team ... Helped Palmetto to a No. 1 ranking in the Florida Class 5A division ... Teammate of Shaquille Harris ... As a senior, had 25 catches for 565 yards and 11 touchdowns ... In 2011, posted 31 catches for 406 yards and seven touchdowns ... was a three-year starter helping Palmetto reach the District Finals twice (2010, 2011) and win the District Championship in 2011 ... Also a starter on the basketball team and was a State runner-up, Regional champion and District champion as a sprinter ... Also held offers from Florida International, Miami (OH), Middle Tennessee, Toledo and Western Michigan.

### 34 Steve CASALI

LB • Fr. • 6-2 • 225 • Farmingville, N.Y.

**BEFORE UMASS:** Joins the Minutemen after playing at Sachem East under UMass alum Mark Wojciechowski ... The most decorated individual player in Suffolk County history as he holds 18 different Sachem East football records ... Had 252 carries, 1,915 yards rushing, 20 touchdowns and 104 tackles in 2012 ... As a senior earned the following awards: All-Division, All-County, All-Long Island, All-Metro teams, Hansen Award (top player in Suffolk County), Collatta Award (top LB), Cipp Award (top RB), Burnett Award (Def. Player of the Year), Suffolk County Div. I MVP ... Two-year team captain ... In three seasons, recorded 3,697 total offensive yards with 41 career touchdowns ... Defensively, had 214 career tackles with 98 in 2012 and 80 in 2011 ... Member of the National Honor Society.

### 74 Terrel CORREIA

OL/DL • Fr. • 6-7 • 305 • Nantucket, Mass.

**BEFORE UMASS:** Earned MHSFCA All-State and ESPN Boston MIAA All-State accolades in 2012 ... Named to the All-Mayflower Conference Team in 2010, 2011 and 2012 ... A four-year selection to the Cape & Island League All-Star Team ... Recorded 26 receptions for 372 yards and five touchdowns as a senior ... Helped lead Nantucket to the 2011 Division 4 Super Bowl Championship ... Also a standout during his prep career on the basketball team where he was a three-time Cape & Island League All-Star and served as team captain during his senior year.

### 83 Sharif CUSTIS

TE • Fr. • 6-3 • 215 • Philadelphia, Pa.

**BEFORE UMASS:** As a senior, was an All-Catholic League Class AA First Team Selection ... Named to the Philadelphia Inquirer All-Southeastern PA Second Team ... Earned "Top Tight End" honors at the 2012 Nike SPARQS Football Combine ... In 2012, had 11 receptions for 289 yards and 7 touchdowns ... Also held offers from Stony Brook and Temple ... Older brother Kadeem played defensive end for Temple from 2009-12.

### 86 Shaquille HARRIS

WR • Fr. • 6-2 • 206 • Palmetto, Fla.

**BEFORE UMASS:** As a senior, was an All-Catholic League Class AA First Team Selection ... Named to the Philadelphia Inquirer All-Southeastern PA Second Team ... Earned "Top Tight End" honors at the 2012 Nike SPARQS Football Combine ... In 2012, had 11 receptions for 289 yards and 7 touchdowns ... Also held offers from Stony Brook and Temple ... Older brother Kadeem played defensive end for Temple from 2009-12.

### 76 Tyshon HENDERSON

OL • Fr. • 6-7 • 339 • Newark, N.J.

**BEFORE UMASS:** Named to the All-New England Team as a senior as well as the All-ISL League First Team, All-Providence Journal, a PROJO All-Star, Team MVP and Offensive Line MVP ... Played offensive and defensive line ... Had 56 tackles including 25 solo stops as a senior ... Also recorded eight tackles for loss and forced four fumbles ... Earned All-League and All-New England honors as a sophomore and junior as well ... Captain of the football, basketball and track teams ... An all-star basketball player and team leader in rebounds and blocks as a sophomore and junior ... Named Team MVP for track.

### 73 Fabian HOELLER

OL • Fr. • 6-3 • 290 • Cologne, Germany

**BEFORE UMASS:** A German national who played for the Cologne Falcons which is an American Football team that is in the North Division of the German Football League ... Attends FOS Ansbach which is a high school in Ansbach, Germany ... Plans to study molecular engineering at UMass ... A four-year starter for the Falcons where he played every position on the offensive line ... Named an All-GFL selection four consecutive years (2009-12) ... Named to the German National Team in 2011 and 2012 ... A two-time team captain (2011 & 2012).

### 8 Shane HUBER

LB • Fr. • 6-3 • 230 • Basking Ridge, N.J.

**BEFORE UMASS:** Highly decorated linebacker at St. Peter's Prep ... Served as team captain in 2012 and was named to the All-New Jersey First Team, All-Metro Team, All-County First Team, and First Team All-Conference ... Earned HCLIA Defensive Player of the Year honors ... Selected to the Chesapeake Bowl and was named one of the game's Top 10 Performers ... A New Jersey Super 100 Selection ... As a senior, posted 91 tackles (46 solo), 18 tackles for loss, four sacks and one interception ... As a junior, had 65 tackles, seven TFLs, and one interception ... Was an honors student and was active in community service ... Also held offers from Navy, Temple, UCF and Buffalo.

### 45 Daquan MACK

RB • Fr. • 6-1 • 255 • Levittown, Pa.

**BEFORE UMASS:** As a senior, earned All-SOL National Conference First Team honors ... Named to the Philadelphia Inquirer All-Southeastern PA Fourth-Team ... A three-year starter and team captain as a senior ... Rushed for 687 yards on 109 carries with eight touchdowns ... Ran for over 1,000 yards as a junior with 15 touchdowns ... Posted over 2,000 yards rushing for his career ... Also a member of the basketball team as a junior and senior serving as team captain in 2012-13 ... Spent summers coaching football and basketball camps for 5th, 6th, 7th and 8th graders.

### 75 Cameron MOCK

OL • Fr. • 6-7 • 305 • Clayton, N.M.

**BEFORE UMASS:** Originally signed an NLI with UMass during the 2012 signing period as a part of Charley Molnar's first recruiting class ... Deferred joining UMass due to injury prior to the 2012 season (counts towards the 2012 signing class due to enrollment mid-year in January 2013 at UMass) ... Earned First-Team All-New Mexico honors as an offensive lineman and Second-Team All-State honors as a defensive lineman ... Also earned First-Team All-District honors at both positions ... Served as team captain of both the football and basketball teams.

### 44 Peter NGOBIDI

LB • Fr. • 6-2 • 225 • Hyde Park, Mass.

**BEFORE UMASS:** An All-Massachusetts selection and an All-Catholic Conference pick as a senior ... Had 68 tackles, 12 sacks and three forced fumbles in 2012 ... As a junior had 60 tackles (20 for loss) and nine sacks ... Team co-captain in 2012 ... Rejoins for Catholic Memorial teammate A.J. Doyle who will be a sophomore quarterback at UMass in 2013.



# 2013 UMASS FOOTBALL

## Newcomers (2013 NLI)

### 71 Jordan PAGE

OL • Fr. • 6-5 • 300 • Ewing, N.J.

**BEFORE UMASS:** An All-New Jersey Prep selection and named to the all-area first team as a senior ... Served as team captain ... Selected to the New Jersey North-South All-Star Game ... Played on the offensive and defensive line ... On defense he posted 52 tackles, including 24 for loss, and had three sacks ... On offense did not allow a sack all season while the rushing attack had a 1,000-yard runner for the year ... Earned All-prep honors as a freshman and junior as well ... A five year starter on the basketball team ... His father Amadi Penn played basketball at Rider, while his cousin Rich Gunnell played football at Boston College and in the NFL ... Also offered by Temple.

### 28 Jackson PORTER

DB • Fr. • 6-1 • 190 • Ellicott City, Md.

**BEFORE UMASS:** A speedy defensive back/running back in high school where he was also on the track & field team as a sprinter in the 100 and 200-meter dashes ... A three-year selection to the All-Howard County Team as a wide receiver and as a defensive back ... As a running back he had 69 carries for 293 yards and three touchdowns ... Totaled more than 1,100 yards of total offense as a wide receiver and running back along with 12 career touchdowns ... On defense had 100 tackles including 48 unassisted as a senior with four interceptions (one returned for a touchdown) ... Selected to the 2012 Maryland All-Star game ... Helped Mt. Hebron to its first winning season since 2004 ... On the track, was an all-county selection and holds the Mt. Hebron records in the 55, 100, 200 and 300 meter dashes ... Bronze medalist in the 200 meter dash at the 2012 Maryland State Championship ... Won the 100 and 200 meter dashes at the 3A East Regional Championship ... Named an AAU Track & Field All-American in 2009 and 2010 ... An honor roll student who also spent time volunteering as a camp counselor over the summer and with Meals on Wheels.

### 72 Rich QUEEN

OL • Fr. • 6-3 • 285 • Alendale, N.J.

**BEFORE UMASS:** Earned Ridgewood News All-Suburban Second Team accolades as a senior ... Also named the 2012 National Underclassmen North Jersey Best Lineman ... An All-Division and All-Conference selection as a senior ... A versatile member of the offensive and defensive lines having played tackle, guard, center, defensive tackle, defensive end and long snapping on special teams ... A two-year starter who helped the offense produce 3,223 passing yards and 1,944 rushing yards in 2012 ... Also competed in basketball and track and was a charity softball coach for children with disabilities for two years.

### 12 Todd STAFFORD

QB • Fr. • 6-7 • 250 • Riverside, Conn.

**BEFORE UMASS:** An All-Erickson selection in 2012 after throwing for 1,689 yards with 17 touchdowns ... Also earned All-New England honors and was named the team's Comeback Player of the Year ... A pocket-passing quarterback with a big arm, but missed much of his sophomore and junior seasons with injury ... Committed as a junior and was the first commitment of the 2013 class ... Was a three-year member of the lacrosse team ... His father Rick played football for Dartmouth, while his brother Tucker played at Georgetown.

### 68 Elijah WILKINSON

OL • Fr. • 6-4 • 330 • Downingtown, Pa.

**BEFORE UMASS:** Named the All-County Most Outstanding Offensive Lineman as a senior ... Was an All-League First-Team selection ... Named to the Philadelphia Inquirer All-Southeastern PA Second-Team ... Also a Big 33 Football Classic selection ... Selected to play in the 2013 Valor Bowl which is the Chester County All-Star game.

### 32 Arthur WILLIAMS

DB • Fr. • 6-3 • 200 • Sebring, Fla.

**BEFORE UMASS:** Named to the 58th Florida Athletic Coaches Association Football All-Star Game ... South-Central All-Star Football Classic selection ... As a senior had 45 tackles, six interceptions, a blocked punt and two touchdowns.

### 20 Lorenzo WOODLEY

RB • Fr. • 6-0 • 215 • Miami, Fla.

**BEFORE UMASS:** The No. 40 ranked running back in the nation, ran for 1,086 yards and scored 24 touchdowns in 2012 for Miami's Christopher Columbus High School in Miami ... As a junior splitting carries in the backfield, rushed for 727 yards (8.3 avg) and scored 11 touchdowns ... ESPN's scouting report described him as having "a good blend of size, strength, and straight-line speed" with the "physical tools to project as a high future college load-back" ... Also had offers from North Carolina State, Vanderbilt, Arizona State, Purdue, and was heavily recruited by several other BCS schools from the ACC and SEC.

### 82 D.J. WOODS

WR • Fr. • 5-9 • 170 • Coral Springs, Fla.

**BEFORE UMASS:** Led University High School to a 13-0 record and a State 3A Championship title ... Honored to the Miami Herald First Team and was listed among the top 50 seniors in Dade & Broward County ... As a senior, had 35 receptions for 349 yards and three touchdowns ... Also had seven rushes for 100 yards and one punt return for 47 yards ... A member of the track team and an honor roll student as well ... Also held offers from Georgia State, Indiana, Kentucky, Toledo and Tulane.

### 56 Sam ZEFF

OL • Fr. • 6-5 • 277 • Montclair, N.J.

**BEFORE UMASS:** First Team All-New Jersey selection in 2012 as an offensive tackle ... Co-captain at Montclair alongside Nate Crutchfield ... Led Mounties to a 12-0 season in 2012 and a state championship ... Earned First-Team All-Essex honors ... Also offered by UConn, Old Dominion, Rutgers, Temple, Toledo and Tulane.

## Spring 2013 Enrollees

### 36 DuVaughn BECKFORD

DB • Jr. • 6-0 • 180 • Nantucket, Mass. • Assumption

**BEFORE UMASS:** Played two seasons at Assumption before transferring to UMass ... Saw action in four games during the 2012 season after not playing as a freshman in 2011 ... At Nantucket High School, was an all-star in football and basketball ... Rushed for 450 yards and had 577 receiving yards as a senior ... Hauled in 10 career interceptions on defense ... Awarded one of 35 Beinecke Scholarships by Nantucket Cottage Hospital which is given to graduates of Nantucket, members in the community of hospital staff who are pursuing an education in health care-related fields.

### 19 Hunter CAGGIANO

DB • Jr. • 6-0 • 185 • Worcester, Mass. • Assumption

**BEFORE UMASS:** Did not play at Assumption in 2012 ... Appeared in eight games as a freshman in 2011 ... Finished season with two tackles on one solo and one assisted ... Had his first career tackle in the season opener vs. Bowie State ... Blocked a kick vs. Stonehill in the season finale ... Played football at St. John's in Shrewsbury, where he also competed on the track team ... Was a member of the team that won the Super Bowl ... Was a Schwartz All-Star.

### 27 Nick VALLES

RB • Fr. • 5-10 • 195 • Danvers, Mass.

**BEFORE UMASS:** Graduated from Danvers in Spring 2012 where he ran for 1,012 yards and hauled in 300 yards receiving as a senior ... Was an NEC All-Star.







# 2013 UMASS FOOTBALL

Preseason Media Information - 2012 Season Review



# 2013 UMASS FOOTBALL

## Results (1-11 Overall, 1-7 MAC)

### (0-5 Home, 1-7 Road)

| Date         | Opponent         | W/L | Score | Overall | Conf  | Time | Att.   |
|--------------|------------------|-----|-------|---------|-------|------|--------|
| Aug 30, 2012 | at Connecticut   | L   | 0-37  | 0-1-0   | 0-0-0 | 2:51 | 35270  |
| Sep 9, 2012  | Indiana          | L   | 6-45  | 0-2-0   | 0-0-0 | 3:14 | 16304  |
| Sep 15, 2012 | at #17 Michigan  | L   | 13-63 | 0-3-0   | 0-0-0 | 3:20 | 110708 |
| Sep 22, 2012 | at Miami (Ohio)* | L   | 16-27 | 0-4-0   | 0-1-0 | 3:21 | 15159  |
| Sep 29, 2012 | Ohio*            | L   | 34-37 | 0-5-0   | 0-2-0 | 3:27 | 8321   |
| Oct 6, 2012  | at W. Michigan*  | L   | 14-52 | 0-6-0   | 0-3-0 | 2:55 | 15672  |
| Oct 21, 2012 | Bowling Green*   | L   | 0-24  | 0-7-0   | 0-4-0 | 3:01 | 10846  |
| Oct 27, 2012 | at Vanderbilt    | L   | 7-49  | 0-8-0   | 0-4-0 | 3:13 | 32227  |
| Nov 03, 2012 | at No. Illinois* | L   | 0-63  | 0-9-0   | 0-5-0 | 3:11 | 11114  |
| Nov 10, 2012 | at Akron*        | W   | 22-14 | 1-9-0   | 1-5-0 | 3:25 | 7716   |
| Nov 17, 2012 | Buffalo*         | L   | 19-29 | 1-10-0  | 1-6-0 | 3:23 | 12649  |
| Nov 23, 2012 | CENTRAL MICH*    | L   | 21-42 | 1-11-0  | 1-7-0 | 2:56 | 6385   |

\* indicates MAC game

## Team Stats

| TEAM STATISTICS         | UMASS       | OPP          |     |     |       |
|-------------------------|-------------|--------------|-----|-----|-------|
| SCORING                 | 152         | 482          |     |     |       |
| Points Per Game         | 12.7        | 40.2         |     |     |       |
| FIRST DOWNS             | 206         | 282          |     |     |       |
| Rushing                 | 69          | 130          |     |     |       |
| Passing                 | 119         | 135          |     |     |       |
| Penalty                 | 18          | 17           |     |     |       |
| RUSHING YARDAGE         | 1075        | 2684         |     |     |       |
| Yards gained rushing    | 1500        | 2905         |     |     |       |
| Yards lost rushing      | 425         | 221          |     |     |       |
| Rushing Attempts        | 415         | 508          |     |     |       |
| Average Per Rush        | 2.6         | 5.3          |     |     |       |
| Average Per Game        | 89.6        | 223.7        |     |     |       |
| TDs Rushing             | 8           | 33           |     |     |       |
| PASSING YARDAGE         | 2244        | 2822         |     |     |       |
| Comp-Att-Int            | 238-445-19  | 228-353-13   |     |     |       |
| Average Per Pass        | 5.0         | 8.0          |     |     |       |
| Average Per Catch       | 9.4         | 12.4         |     |     |       |
| Average Per Game        | 187.0       | 235.2        |     |     |       |
| TDs Passing             | 9           | 26           |     |     |       |
| TOTAL OFFENSE           | 3319        | 5506         |     |     |       |
| Total Plays             | 860         | 861          |     |     |       |
| Average Per Play        | 3.9         | 6.4          |     |     |       |
| Average Per Game        | 276.6       | 458.8        |     |     |       |
| KICK RETURNS: #-Yards   | 56-1133     | 27-511       |     |     |       |
| PUNT RETURNS: #-Yards   | 20-154      | 28-386       |     |     |       |
| INT RETURNS: #-Yards    | 13-223      | 19-314       |     |     |       |
| KICK RETURN AVERAGE     | 20.2        | 18.9         |     |     |       |
| PUNT RETURN AVERAGE     | 7.7         | 13.8         |     |     |       |
| INT RETURN AVERAGE      | 17.2        | 16.5         |     |     |       |
| FUMBLES-LOST            | 22-9        | 16-6         |     |     |       |
| PENALTIES-Yards         | 81-669      | 92-742       |     |     |       |
| Average Per Game        | 55.8        | 61.8         |     |     |       |
| PUNTS-Yards             | 75-3181     | 47-1846      |     |     |       |
| Average Per Punt        | 42.4        | 39.3         |     |     |       |
| Net punt average        | 35.9        | 33.4         |     |     |       |
| KICKOFFS-Yards          | 39-2366     | 85-5090      |     |     |       |
| Average Per Kick        | 60.7        | 59.9         |     |     |       |
| Net kick average        | 41.2        | 39.8         |     |     |       |
| TIME OF POSSESSION/Game | 29:33       | 30:27        |     |     |       |
| 3RD-DOWN Conversions    | 74/205      | 70/152       |     |     |       |
| 3rd-Down Pct            | 36%         | 46%          |     |     |       |
| 4TH-DOWN Conversions    | 14/35       | 7/15         |     |     |       |
| 4th-Down Pct            | 40%         | 47%          |     |     |       |
| SACKS BY-Yards          | 12-79       | 32-206       |     |     |       |
| MISC YARDS              | -20         | 0            |     |     |       |
| TOUCHDOWNS SCORED       | 18          | 65           |     |     |       |
| FIELD GOALS-ATTEMPTS    | 10-13       | 9-10         |     |     |       |
| ON-SIDE KICKS           | 0-1         | 0-1          |     |     |       |
| RED-ZONE SCORES         | (22-32) 69% | (51-58) 88%  |     |     |       |
| RED-ZONE TOUCHDOWNS     | (13-32) 41% | (44-58) 76%  |     |     |       |
| PAT-ATTEMPTS            | (14-16) 88% | (63-63) 100% |     |     |       |
| ATTENDANCE              | 54505       | 227865       |     |     |       |
| Games/Avg Per Game      | 5/10901     | 7/32552      |     |     |       |
| Neutral Site Games      |             | 0/0          |     |     |       |
| SCORE BY QUARTERS       | 1st         | 2nd          | 3rd | 4th | Total |
| Massachusetts           | 22          | 66           | 30  | 34  | 152   |
| Opponents               | 87          | 152          | 147 | 96  | 482   |

## Individual Stats

| RUSHING         | GP-GS | Att | Gain | Loss | Net  | Avg   | TD | Long | Avg/G |
|-----------------|-------|-----|------|------|------|-------|----|------|-------|
| Michael Cox     | 12-12 | 198 | 807  | 92   | 715  | 3.6   | 5  | 32   | 59.6  |
| Mike Wegzyn     | 11-11 | 93  | 318  | 177  | 141  | 1.5   | 2  | 20   | 12.8  |
| Jordan Broadnax | 11-0  | 53  | 159  | 35   | 124  | 2.3   | 1  | 12   | 11.3  |
| Jamal Wilson    | 12-0  | 18  | 59   | 6    | 53   | 2.9   | 0  | 13   | 4.4   |
| A.J. Doyle      | 8-1   | 27  | 107  | 79   | 28   | 1.0   | 0  | 23   | 3.5   |
| Chris Burns     | 6-0   | 14  | 30   | 10   | 20   | 1.4   | 0  | 9    | 3.3   |
| Stanley Andre   | 12-12 | 1   | 8    | 0    | 8    | 8.0   | 0  | 8    | 0.7   |
| Jamar Smith     | 7-0   | 1   | 2    | 0    | 2    | 2.0   | 0  | 2    | 0.3   |
| Alan Williams   | 10-9  | 1   | 1    | 0    | 1    | 1.0   | 0  | 1    | 0.1   |
| Stacey Bedell   | 2-0   | 3   | 6    | 6    | 0    | 0.0   | 0  | 4    | 0.0   |
| TEAM            | 5-0   | 4   | 3    | 6    | -3   | -0.8  | 0  | 3    | -0.6  |
| Quayshun Smith  | 9-0   | 1   | 0    | 14   | -14  | -14.0 | 0  | 0    | -1.6  |
| Total.....      | 12    | 415 | 1500 | 425  | 1075 | 2.6   | 8  | 32   | 89.6  |
| Opponents.....  | 12    | 508 | 2905 | 221  | 2684 | 5.3   | 33 | 74   | 223.7 |

| PASSING        | GP-GS | Effic | Cmp-Att-Int | Pct  | Yards | TD | Long | Avg/G |
|----------------|-------|-------|-------------|------|-------|----|------|-------|
| Mike Wegzyn    | 11-11 | 96.8  | 182-346-10  | 52.6 | 1825  | 6  | 56   | 165.9 |
| A.J. Doyle     | 8-1   | 86.8  | 56-98-8     | 57.1 | 419   | 3  | 31   | 52.4  |
| Ian Shultis    | 1-0   | 200.0 | 0-1-1       | 0.0  | 0     | 0  | 0    | 0.0   |
| Total.....     | 12    | 94.0  | 238-445-19  | 53.5 | 2244  | 9  | 56   | 187.0 |
| Opponents..... | 12    | 148.7 | 228-353-13  | 64.6 | 2822  | 26 | 66   | 235.2 |

| RECEIVING        | GP-GS | No. | Yards | Avg  | TD | Long | Avg/G |
|------------------|-------|-----|-------|------|----|------|-------|
| Deion Walker     | 11-10 | 59  | 667   | 11.3 | 3  | 38   | 60.6  |
| Rob Blanchflower | 10-10 | 43  | 464   | 10.8 | 2  | 27   | 46.4  |
| Alan Williams    | 10-9  | 42  | 438   | 10.4 | 4  | 50   | 43.8  |
| Marken Michel    | 6-6   | 28  | 229   | 8.2  | 0  | 56   | 38.2  |
| Tajae Sharpe     | 11-8  | 20  | 206   | 10.3 | 0  | 35   | 18.7  |
| Jordan Broadnax  | 11-0  | 14  | 93    | 6.6  | 0  | 31   | 8.5   |
| Michael Cox      | 12-12 | 13  | 63    | 4.8  | 0  | 41   | 5.2   |
| Bernard Davis    | 10-1  | 6   | 32    | 5.3  | 0  | 13   | 3.2   |
| Derek Beck       | 5-2   | 3   | 20    | 6.7  | 0  | 16   | 4.0   |
| Elgin Long       | 11-1  | 3   | -3    | -1.0 | 0  | 4    | -0.3  |
| Chris Burns      | 6-0   | 2   | 13    | 6.5  | 0  | 11   | 2.2   |
| Brian Dowling    | 9-1   | 2   | 10    | 5.0  | 0  | 6    | 1.1   |
| Stacey Bedell    | 2-0   | 1   | 10    | 10.0 | 0  | 10   | 5.0   |
| Dan Foessel      | 4-0   | 1   | 2     | 2.0  | 0  | 2    | 0.5   |
| Michael Boland   | 7-6   | 1   | 0     | 0.0  | 0  | 0    | 0.0   |
| Total.....       | 12    | 238 | 2244  | 9.4  | 9  | 56   | 187.0 |
| Opponents.....   | 12    | 228 | 2822  | 12.4 | 26 | 66   | 235.2 |

| PUNT RETURNS       | No. | Yards | Avg  | TD | Long |
|--------------------|-----|-------|------|----|------|
| Trey Dudley-Giles  | 14  | 112   | 8.0  | 0  | 29   |
| Brian Dowling      | 5   | 5     | 1.0  | 0  | 5    |
| Joe Colton         | 1   | 27    | 27.0 | 0  | 0    |
| Khary Bailey-Smith | 0   | 10    | 0.0  | 0  | 10   |
| Total.....         | 20  | 154   | 7.7  | 0  | 29   |
| Opponents.....     | 28  | 386   | 13.8 | 3  | 40   |

| INTERCEPTIONS      | No. | Yards | Avg  | TD | Long |
|--------------------|-----|-------|------|----|------|
| Darren Thellen     | 3   | 84    | 28.0 | 0  | 38   |
| Randall Jette      | 2   | 0     | 0.0  | 0  | 0    |
| Khary Bailey-Smith | 2   | 29    | 14.5 | 0  | 22   |
| Mike Lee           | 1   | 0     | 0.0  | 0  | 0    |
| Antoine Tharpe     | 1   | 0     | 0.0  | 0  | 0    |
| Ed Saint-Vil       | 1   | 42    | 42.0 | 0  | 42   |
| Joe Colton         | 1   | 16    | 16.0 | 0  | 16   |
| Tom Brandt         | 1   | 20    | 20.0 | 0  | 20   |
| Christian Birt     | 1   | 32    | 32.0 | 1  | 32   |
| Total.....         | 13  | 223   | 17.2 | 1  | 42   |
| Opponents.....     | 19  | 314   | 16.5 | 3  | 48   |

| KICK RETURNS      | No. | Yards | Avg  | TD | Long |
|-------------------|-----|-------|------|----|------|
| Jordan Broadnax   | 44  | 932   | 21.2 | 0  | 61   |
| Marken Michel     | 9   | 145   | 16.1 | 0  | 31   |
| Trey Dudley-Giles | 2   | 48    | 24.0 | 0  | 37   |
| John Wallace      | 1   | 3     | 3.0  | 0  | 3    |
| Alan Williams     | 0   | 5     | 0.0  | 0  | 5    |
| Total.....        | 56  | 1133  | 20.2 | 0  | 61   |
| Opponents.....    | 27  | 511   | 18.9 | 0  | 37   |

| FUMBLE RETURNS     | No. | Yards | Avg  | TD | Long |
|--------------------|-----|-------|------|----|------|
| Khary Bailey-Smith | 1   | 53    | 53.0 | 0  | 53   |
| Kevin Byrne        | 1   | 6     | 6.0  | 0  | 6    |
| Total.....         | 2   | 59    | 29.5 | 0  | 53   |
| Opponents.....     | 2   | 16    | 8.0  | 0  | 13   |

| SCORING            | TD | FGs   | Kick  | PATs Rush | Rcv | Pass | DXP | Saf | Points |
|--------------------|----|-------|-------|-----------|-----|------|-----|-----|--------|
| Michael Cox        | 5  | 0-0   | 0-0   | 0-0       | 0   | 0-0  | 0   | 0   | 30     |
| Blake Lucas        | 0  | 7-8   | 8-9   | 0-0       | 0   | 0-0  | 0   | 0   | 29     |
| Alan Williams      | 4  | 0-0   | 0-0   | 0-0       | 0   | 0-0  | 0   | 0   | 24     |
| Deion Walker       | 3  | 0-0   | 0-0   | 0-0       | 0   | 0-0  | 0   | 0   | 18     |
| Brendon Levensgood | 0  | 3-5   | 6-7   | 0-0       | 0   | 0-0  | 0   | 0   | 15     |
| Mike Wegzyn        | 2  | 0-0   | 0-0   | 0-0       | 0   | 0-1  | 0   | 0   | 12     |
| Rob Blanchflower   | 2  | 0-0   | 0-0   | 0-0       | 0   | 0-0  | 0   | 0   | 12     |
| Christian Birt     | 1  | 0-0   | 0-0   | 0-0       | 0   | 0-0  | 0   | 0   | 6      |
| Jordan Broadnax    | 1  | 0-0   | 0-0   | 0-0       | 0   | 0-0  | 0   | 0   | 6      |
| Jeff Strait        | 0  | 0-0   | 0-0   | 0-1       | 0   | 0-0  | 0   | 0   | 0      |
| Total.....         | 18 | 10-13 | 14-16 | 0-1       | 0   | 0-1  | 0   | 0   | 152    |
| Opponents.....     | 65 | 9-10  | 63-63 | 0-1       | 1   | 1-1  | 0   | 0   | 482    |

# 2013 UMASS FOOTBALL

| TOTAL OFFENSE   | GP | Plays | Rush | Pass | Total | Avg/G |
|-----------------|----|-------|------|------|-------|-------|
| Mike Wegzyn     | 11 | 439   | 141  | 1825 | 1966  | 178.7 |
| Michael Cox     | 12 | 198   | 715  | 0    | 715   | 59.6  |
| A.J. Doyle      | 8  | 125   | 28   | 419  | 447   | 55.9  |
| Jordan Broadnax | 11 | 53    | 124  | 0    | 124   | 11.3  |
| Jamal Wilson    | 12 | 18    | 53   | 0    | 53    | 4.4   |
| Chris Burns     | 6  | 14    | 20   | 0    | 20    | 3.3   |
| Stanley Andre   | 12 | 1     | 8    | 0    | 8     | 0.7   |
| Jamar Smith     | 7  | 1     | 2    | 0    | 2     | 0.3   |
| Alan Williams   | 10 | 1     | 1    | 0    | 1     | 0.1   |
| TEAM            | 5  | 4     | -3   | 0    | -3    | -0.6  |
| Quayshun Smith  | 9  | 1     | -14  | 0    | -14   | -1.6  |
| Total.....      | 12 | 860   | 1075 | 2244 | 3319  | 276.6 |
| Opponents.....  | 12 | 861   | 2684 | 2822 | 5506  | 458.8 |

| FIELD GOALS  | FG-FGA | Pct  | 1-9 | 20-29 | 30-39 | 40-49 | 50-99 | Lg | Blk |
|--------------|--------|------|-----|-------|-------|-------|-------|----|-----|
| Blake Lucas  | 7-8    | 87.5 | 0-0 | 3-3   | 4-5   | 0-0   | 0-0   | 39 | 0   |
| B. Levengood | 3-5    | 60.0 | 0-0 | 1-1   | 2-3   | 0-1   | 0-0   | 32 | 0   |

| FG SEQUENCE       | Massachusetts  | OPPONENTS         |
|-------------------|----------------|-------------------|
| Connecticut       | -              | (36),(47),(19)    |
| Indiana           | 36             | (19)              |
| Michigan          | (25),(32),45   | -                 |
| Miami             | 36,(30)        | -                 |
| Ohio              | (30),(23)      | (27),(24),33,(26) |
| Western Michigan  | -              | (30)              |
| Bowling Green     | -              | (42)              |
| Vanderbilt        | -              | -                 |
| Northern Illinois | -              | -                 |
| Akron             | (23),(26),(35) | -                 |
| Buffalo           | (39),(32)      | -                 |
| Central Michigan  | -              | -                 |

Numbers in (parentheses) indicate field goal was made

| PUNTING        | No. | Yards | Avg  | Long | TB | FC | I20 | 50+ | Blkd |
|----------------|-----|-------|------|------|----|----|-----|-----|------|
| Colter Johnson | 64  | 2803  | 43.8 | 66   | 5  | 7  | 16  | 19  | 1    |
| Jeff Strait    | 9   | 378   | 42.0 | 47   | 0  | 2  | 0   | 0   | 0    |
| TEAM           | 2   | 0     | 0.0  | 0    | 0  | 0  | 0   | 0   | 1    |
| Total.....     | 75  | 3181  | 42.4 | 66   | 5  | 9  | 16  | 19  | 2    |
| Opponents..... | 47  | 1846  | 39.3 | 82   | 6  | 7  | 14  | 10  | 1    |

## Defensive Stats

| DEFENSIVE LEADERS     | GP-GS | Solo | Ass | Total | TFL-Yds  | Sacks   | Pass Defense      | Fumbles             | Blkd         |
|-----------------------|-------|------|-----|-------|----------|---------|-------------------|---------------------|--------------|
| 44 Perry McIntyre     | 12-12 | 61   | 71  | 132   | 7.5- 24  | 3.0- 14 | Int-Yds BU PD Qbh | Rcv-Yds FF Kick Saf |              |
| 27 Darren Thellen     | 12-12 | 45   | 34  | 79    | 1.0 - 2  | .       | 3- 84 3 6         | .                   | 1 . .        |
| 90 Kassan Messiah     | 9-5   | 22   | 43  | 65    | 3.0- 11  | 1.0- 9  | .                 | 2 2 1               | .            |
| 17 Randall Jette      | 12-12 | 30   | 23  | 53    | 1.0 - 2  | .       | 2- 0 4 6          | .                   | .            |
| 94 Hafis Williams     | 12-7  | 23   | 27  | 50    | 5.0 - 6  | .       | .                 | 2 2                 | 1 . .        |
| 46 Joe Colton         | 11-2  | 27   | 22  | 49    | 1.0 - 2  | .       | 1- 16 2 3         | .                   | 2 1 .        |
| 21 Khary Bailey-Smith | 12-4  | 23   | 22  | 45    | 1.0 - 2  | .       | 2- 29 1 3         | 2- 53               | 1 . .        |
| 20 Trey Dudley-Giles  | 11-7  | 27   | 16  | 43    | 0.5 - 4  | .       | .                 | 4 4                 | .            |
| 35 Stanley Andre      | 12-12 | 16   | 25  | 41    | 4.0- 18  | 1.0- 10 | .                 | .                   | 1 . .        |
| 99 Chaz Thompson      | 12-12 | 18   | 20  | 38    | 6.0- 18  | 0.5- 1  | .                 | 1                   | .            |
| 37 Tom Brandt         | 12-3  | 23   | 13  | 36    | 1.0 - 1  | .       | 1- 20 . 1         | .                   | 1 . .        |
| 9 Christian Birt      | 6-5   | 14   | 22  | 36    | 0.5 - 1  | .       | 1- 32 . 1         | .                   | .            |
| 50 Jovan Santos-Knox  | 10-8  | 11   | 21  | 32    | 4.0- 12  | .       | .                 | 2 2 1               | 1- 0 . .     |
| 93 Kevin Byrne        | 12-12 | 14   | 13  | 27    | 4.0- 18  | 2.0- 12 | .                 | .                   | 1- 6 1 . .   |
| 6 Ed Saint-Vil        | 5-4   | 10   | 16  | 26    | .        | .       | 1- 42 1 2         | .                   | .            |
| 55 Ryan Delaire       | 8-0   | 10   | 9   | 19    | 5.0- 38  | 2.5- 23 | .                 | .                   | 1 . .        |
| 49 Galen Clemons      | 9-4   | 5    | 14  | 19    | 0.5 - 1  | .       | .                 | 1 1                 | .            |
| 2 Antoine Tharpe      | 5-5   | 12   | 5   | 17    | 2.0 - 4  | .       | 1- 0 1 2          | .                   | 1 . .        |
| 13 D'Metrius Williams | 11-1  | 8    | 9   | 17    | 1.0 - 2  | .       | .                 | 6 6                 | .            |
| 39 Mike Lee           | 3-1   | 8    | 4   | 12    | 1.0 - 2  | .       | 1- 0 2 3          | .                   | .            |
| 47 Tim Brandt         | 10-0  | 4    | 7   | 11    | .        | .       | .                 | 1 1                 | .            |
| 97 Daniel Maynes      | 6-1   | 2    | 9   | 11    | .        | .       | .                 | 1 1                 | .            |
| 43 John Robinson      | 10-0  | 5    | 6   | 11    | .        | .       | .                 | .                   | 1- 0 . .     |
| 95 Brandon Potvin     | 12-0  | 2    | 8   | 10    | 1.0 - 7  | 1.0- 7  | .                 | .                   | .            |
| 54 Trey Seals         | 12-0  | 5    | 5   | 10    | 1.0 - 3  | 1.0- 3  | .                 | 1 1                 | .            |
| 56 Greg Hilliard      | 3-3   | 4    | 4   | 8     | 2.0 - 5  | .       | .                 | .                   | 1- 0 1 . .   |
| 34 Matt Carini        | 11-0  | 3    | 3   | 6     | .        | .       | .                 | .                   | 1 . .        |
| 7 D.J. Adeoba         | 4-0   | 2    | 2   | 4     | .        | .       | .                 | .                   | .            |
| 26 Quayshun Smith     | 9-0   | 2    | 1   | 3     | .        | .       | .                 | .                   | .            |
| 42 Devin Brown        | 7-0   | 2    | .   | 2     | .        | .       | .                 | .                   | .            |
| 53 Rob O'Connor       | 2-0   | 1    | 1   | 2     | .        | .       | .                 | .                   | .            |
| 75 Robert Kitching    | 7-0   | 1    | 1   | 2     | .        | .       | .                 | .                   | .            |
| 74 Stephane Milhim    | 12-12 | 2    | .   | 2     | .        | .       | .                 | .                   | .            |
| 51 Quinton Sales      | 12-12 | 2    | .   | 2     | .        | .       | .                 | .                   | .            |
| 31 Iric Harris        | 2-0   | 1    | 1   | 2     | .        | .       | .                 | .                   | .            |
| 28 Jordan Broadnax    | 11-0  | 2    | .   | 2     | .        | .       | .                 | .                   | .            |
| 22 Jamal Wilson       | 12-0  | 1    | .   | 1     | .        | .       | .                 | .                   | .            |
| 79 Vincent Westcarr   | 11-0  | .    | 1   | 1     | .        | .       | .                 | .                   | .            |
| 33 Rodney Mills       | 4-0   | 1    | .   | 1     | .        | .       | .                 | .                   | .            |
| 96 Brendon Levengood  | 12-0  | 1    | .   | 1     | .        | .       | .                 | .                   | .            |
| 41 Jeff Strait        | 7-0   | 1    | .   | 1     | .        | .       | .                 | .                   | .            |
| 91 Colter Johnson     | 12-0  | 1    | .   | 1     | .        | .       | .                 | .                   | .            |
| 78 Matt Sparks        | 6-3   | 1    | .   | 1     | .        | .       | .                 | .                   | .            |
| 87 Rob Blanchflower   | 10-10 | 1    | .   | 1     | .        | .       | .                 | .                   | .            |
| 48 Vance Barton       | 10-0  | .    | 1   | 1     | .        | .       | .                 | .                   | .            |
| 15 A.J. Doyle         | 8-1   | 1    | .   | 1     | .        | .       | .                 | .                   | .            |
| Total.....            | 12-0  | 455  | 479 | 934   | 53- 183  | 12- 79  | 13- 223 38 51     | 3                   | 6- 59 12 2 . |
| Opponents.....        | 12-0  | 470  | 420 | 890   | 106- 446 | 32- 206 | 19- 314 47 66     | 13                  | 9- 16 11 2 . |

| KICKOFFS          | No. | Yds  | Avg  | TB | OB | Retn | Net  | YdLn |
|-------------------|-----|------|------|----|----|------|------|------|
| Brendon Levengood | 39  | 2366 | 60.7 | 10 | 1  | 18.9 | 41.2 | 23   |
| Total.....        | 39  | 2366 | 60.7 | 10 | 1  | 18.9 | 41.2 | 23   |
| Opponents.....    | 85  | 5090 | 59.9 | 23 | 5  | 20.2 | 39.8 | 25   |

| ALL PURPOSE        | GP | Rush | Rcv  | PR  | KR   | IR  | Total | Avg/G |
|--------------------|----|------|------|-----|------|-----|-------|-------|
| Jordan Broadnax    | 11 | 124  | 93   | 0   | 932  | 0   | 1149  | 104.5 |
| Michael Cox        | 12 | 715  | 63   | 0   | 0    | 0   | 778   | 64.8  |
| Deion Walker       | 11 | 0    | 667  | 0   | 0    | 0   | 667   | 60.6  |
| Rob Blanchflower   | 10 | 0    | 464  | 0   | 0    | 0   | 464   | 46.4  |
| Alan Williams      | 10 | 1    | 438  | 0   | 5    | 0   | 444   | 44.4  |
| Marken Michel      | 6  | 0    | 229  | 0   | 145  | 0   | 374   | 62.3  |
| Tajae Sharpe       | 11 | 0    | 206  | 0   | 0    | 0   | 206   | 18.7  |
| Trey Dudley-Giles  | 11 | 0    | 0    | 112 | 48   | 0   | 160   | 14.5  |
| Mike Wegzyn        | 11 | 141  | 0    | 0   | 0    | 0   | 141   | 12.8  |
| Darren Thellen     | 12 | 0    | 0    | 0   | 0    | 84  | 84    | 7.0   |
| Jamal Wilson       | 12 | 53   | 0    | 0   | 0    | 0   | 53    | 4.4   |
| Joe Colton         | 11 | 0    | 0    | 27  | 0    | 16  | 43    | 3.9   |
| Ed Saint-Vil       | 5  | 0    | 0    | 0   | 0    | 42  | 42    | 8.4   |
| Khary Bailey-Smith | 12 | 0    | 0    | 10  | 0    | 29  | 39    | 3.2   |
| Chris Burns        | 6  | 20   | 13   | 0   | 0    | 0   | 33    | 5.5   |
| Christian Birt     | 6  | 0    | 0    | 0   | 0    | 32  | 32    | 5.3   |
| Bernard Davis      | 10 | 0    | 32   | 0   | 0    | 0   | 32    | 3.2   |
| A.J. Doyle         | 8  | 28   | 0    | 0   | 0    | 0   | 28    | 3.5   |
| Tom Brandt         | 12 | 0    | 0    | 0   | 0    | 20  | 20    | 1.7   |
| Derek Beck         | 5  | 0    | 20   | 0   | 0    | 0   | 20    | 4.0   |
| Brian Dowling      | 9  | 0    | 10   | 5   | 0    | 0   | 15    | 1.7   |
| Stacey Bedell      | 2  | 0    | 10   | 0   | 0    | 0   | 10    | 5.0   |
| Stanley Andre      | 12 | 8    | 0    | 0   | 0    | 0   | 8     | 0.7   |
| John Wallace       | 10 | 0    | 0    | 0   | 3    | 0   | 3     | 0.3   |
| Jamar Smith        | 7  | 2    | 0    | 0   | 0    | 0   | 2     | 0.3   |
| Dan Foessel        | 4  | 0    | 2    | 0   | 0    | 0   | 2     | 0.5   |
| Elgin Long         | 11 | 0    | -3   | 0   | 0    | 0   | -3    | -0.3  |
| TEAM               | 5  | -3   | 0    | 0   | 0    | 0   | -3    | -0.6  |
| Quayshun Smith     | 9  | -14  | 0    | 0   | 0    | 0   | -14   | -1.6  |
| Total.....         | 12 | 1075 | 2244 | 154 | 1133 | 223 | 4829  | 402.4 |
| Opponents.....     | 12 | 2684 | 2822 | 386 | 511  | 314 | 6717  | 559.8 |





# 2013 UMASS FOOTBALL

## Rushing

| Player         | No.-Yards/TD | UConn   | Indiana | Michigan | Miami (OH) | Ohio    | WMU     | BGSU    | Vand    | No.III. | Akron   | Buff     | CMU     |
|----------------|--------------|---------|---------|----------|------------|---------|---------|---------|---------|---------|---------|----------|---------|
| M. Cox RB      | 198-715/5    | 5--4/0  | 15-36/0 | 18-81/0  | 30-188/2   | 22-80/0 | 11-19/1 | 10-37/0 | 17-56/0 | 25-81/0 | 15-44/0 | 13-31/1  | 17-66/1 |
| M. Wegzyn QB   | 93-141/2     | 4--8/0  | 7-32/1  | 7--1/0   | 14-52/0    | 7-36/0  | 13-11/0 | 7-33/0  | 4-2/0   | 7--7/0  | 10-3/1  | 13--12/0 | DNP     |
| J. Broadnax RB | 53-124/1     | 2--8/0  | 8-5/0   | 8-8/0    | 6-18/0     | 4-22/0  | 3-15/1  | 6-13/0  | 1-0/0   | DNP     | 4-19/0  | 9-30/0   | 2-2/0   |
| J. Wilson RB   | 18-53/0      | 0-0/0   | 0-0/0   | 4-14/0   | 0-0/0      | 0-0/0   | 1-5/0   | 1-3/0   | 2--4/0  | 10-35/0 | 0-0/0   | 0-0/0    | 0-0/0   |
| A. Doyle QB    | 27-28/0      | 1-0/0   | 3-5/0   | 1-1/0    | DNP        | DNP     | 5-33/0  | 2--1/0  | 7-1/0   | 3--3/0  | DNP     | DNP      | 5--8/0  |
| C. Burns RB    | 14-20/0      | 11-17/0 | DNP     | DNP      | DNP        | DNP     | DNP     | DNP     | 1--1/0  | 0-0/0   | 0-0/0   | 0-0/0    | 2-4/0   |
| S. Andre       | 1-8/0        | 0-0/0   | 0-0/0   | 0-0/0    | 0-0/0      | 0-0/0   | 0-0/0   | 0-0/0   | 0-0/0   | 1-8/0   | 0-0/0   | 0-0/0    | 0-0/0   |
| J. Smith RB    | 1-2/0        | 1-2/0   | 0-0/0   | 0-0/0    | 0-0/0      | 0-0/0   | DNP     | 0-0/0   | 0-0/0   | DNP     | DNP     | DNP      | DNP     |
| A. Williams WR | 1-1/0        | 0-0/0   | 0-0/0   | 0-0/0    | 0-0/0      | 0-0/0   | DNP     | DNP     | 0-0/0   | 0-0/0   | 1-1/0   | 0-0/0    | 0-0/0   |
| S. Bedell RB   | 3-0/0        | 0-0/0   | 3-0/0   | DNP      | DNP        | DNP     | DNP     | DNP     | DNP     | DNP     | DNP     | DNP      | DNP     |
| TEAM           | 4--3/0       | 1-3/0   | DNP     | DNP      | DNP        | DNP     | 0-0/0   | DNP     | 0-0/0   | DNP     | 3--6/0  | 0-0/0    | DNP     |
| Q. Smith       | 1--14/0      | DNP     | DNP     | 1--14/0  | 0-0/0      | 0-0/0   | DNP     | 0-0/0   | 0-0/0   | 0-0/0   | 0-0/0   | 0-0/0    | 0-0/0   |

## Receiving

| Player             | No.-Yards/TD | UConn  | Indiana | Michigan | Miami (OH) | Ohio     | WMU    | BGSU   | Vand   | No.III. | Akron  | Buff   | CMU      |
|--------------------|--------------|--------|---------|----------|------------|----------|--------|--------|--------|---------|--------|--------|----------|
| D. Walker WR       | 59-667/3     | DNP    | 1-24/0  | 4-63/0   | 6-81/0     | 11-162/1 | 9-81/0 | 3-13/0 | 6-51/1 | 2-15/0  | 5-47/0 | 5-83/0 | 7-47/1   |
| R. Blanchflower TE | 43-464/2     | 2-17/0 | 3-26/0  | 2-13/0   | 5-50/0     | 5-80/0   | DNP    | DNP    | 2-15/0 | 4-55/0  | 6-64/0 | 4-44/1 | 10-100/1 |
| A. Williams WR     | 42-438/4     | 0-0/0  | 2-5/0   | 6-38/0   | 4-35/0     | 7-127/3  | DNP    | DNP    | 2-14/0 | 1-12/0  | 6-86/1 | 7-62/0 | 7-59/0   |
| M. Michel WR       | 28-229/0     | 3-1/0  | 5-68/0  | DNP      | DNP        | DNP      | 3-31/0 | 5-18/0 | 6-56/0 | 6-42/0  | DNP    | DNP    | DNP      |
| T. Sharpe WR       | 20-206/0     | 1-15/0 | 3-33/0  | 2-27/0   | 3-37/0     | 2-0/0    | 1-9/0  | 2-4/0  | 1-17/0 | 1-1/0   | 3-50/0 | 1-13/0 | DNP      |
| J. Broadnax RB     | 14-93/0      | 1--3/0 | 1-15/0  | 0-0/0    | 1-10/0     | 1-6/0    | 1-1/0  | 2--2/0 | 1-4/0  | DNP     | 2-19/0 | 2-12/0 | 2-31/0   |
| M. Cox RB          | 13-63/0      | 0-0/0  | 4--2/0  | 0-0/0    | 0-0/0      | 0-0/0    | 1-0/0  | 1-0/0  | 3-49/0 | 2-12/0  | 0-0/0  | 1-1/0  | 1-3/0    |
| B. Davis WR        | 6-32/0       | 0-0/0  | DNP     | 0-0/0    | DNP        | 0-0/0    | 0-0/0  | 0-0/0  | 1-9/0  | 3-12/0  | 0-0/0  | 0-0/0  | 2-11/0   |
| D. Beck TE         | 3-20/0       | 0-0/0  | 1-7/0   | DNP      | DNP        | 0-0/0    | 2-13/0 | 0-0/0  | DNP    | DNP     | DNP    | DNP    | DNP      |
| C. Burns RB        | 2-13/0       | 2-13/0 | DNP     | DNP      | DNP        | DNP      | DNP    | DNP    | 0-0/0  | 0-0/0   | 0-0/0  | 0-0/0  | 0-0/0    |
| B. Dowling WR      | 2-10/0       | 1-4/0  | 0-0/0   | 1-6/0    | 0-0/0      | 0-0/0    | 0-0/0  | 0-0/0  | DNP    | DNP     | 0-0/0  | DNP    | 0-0/0    |
| S. Bedell RB       | 1-10/0       | 0-0/0  | 1-10/0  | DNP      | DNP        | DNP      | DNP    | DNP    | DNP    | DNP     | DNP    | DNP    | DNP      |
| D. Foesel OL       | 1-2/0        | DNP    | DNP     | DNP      | DNP        | DNP      | DNP    | DNP    | 0-0/0  | 0-0/0   | 0-0/0  | DNP    | 1-2/0    |
| M. Boland OL       | 1-0/0        | 0-0/0  | 0-0/0   | DNP      | DNP        | DNP      | 0-0/0  | 0-0/0  | 0-0/0  | 0-0/0   | 1-0/0  | DNP    | DNP      |
| E. Long WR         | 3--3/0       | 0-0/0  | 0-0/0   | 0-0/0    | 0-0/0      | 1--2/0   | 0-0/0  | 0-0/0  | 1--5/0 | 1-4/0   | 0-0/0  | DNP    | 0-0/0    |

## Kick Returns

| Player          | No.-Yards/TD | UConn | Indiana | Michigan | Miami (OH) | Ohio  | WMU   | BGSU | Vand | No.III. | Akron | Buff | CMU  |
|-----------------|--------------|-------|---------|----------|------------|-------|-------|------|------|---------|-------|------|------|
| J. Broadnax     | 44-932       | 5-97  | 2-65    | 6-126    | 3-96       | 6-129 | 7-144 | 2-54 | 2-31 | DNP     | 1-25  | 5-86 | 5-79 |
| M. Michel       | 9-145        | -     | -       | DNP      | DNP        | DNP   | -     | -    | 3-68 | 6-77    | DNP   | DNP  | DNP  |
| T. Dudley-Giles | 2-48         | DNP   | -       | -        | -          | -     | -     | -    | 2-48 | -       | -     | -    | -    |
| J. Wallace      | 1-3          | -     | -       | -        | -          | -     | -     | -    | 1-3  | -       | DNP   | -    | DNP  |

## Punt Returns

| Player          | No.-Yards/TD | UConn | Indiana | Michigan | Miami (OH) | Ohio | WMU  | BGSU | Vand | No.III. | Akron | Buff | CMU  |
|-----------------|--------------|-------|---------|----------|------------|------|------|------|------|---------|-------|------|------|
| T. Dudley-Giles | 14-112       | DNP   | -       | 1--14    | 1-1        | 1--3 | 1-29 | 3--6 | 1-11 | -       | 1-3   | 3-65 | 2-26 |
| J. Colton       | 1-27         | -     | -       | -        | -          | -    | -    | -    | -    | -       | 1-27  | -    | DNP  |
| B. Dowling      | 5-5          | -     | 3-5     | 2-0      | -          | -    | -    | -    | DNP  | DNP     | -     | DNP  | -    |

## Interception Returns

| Player          | No.-Yards/TD | UConn | Indiana | Michigan | Miami (OH) | Ohio | WMU  | BGSU | Vand | No.III. | Akron | Buff | CMU  |
|-----------------|--------------|-------|---------|----------|------------|------|------|------|------|---------|-------|------|------|
| D. Thellen      | 3-84         | -     | 1-21    | -        | -          | -    | 1-38 | -    | -    | -       | -     | -    | 1-25 |
| K. Bailey-Smith | 2-29         | -     | -       | -        | -          | -    | -    | 1-7  | -    | -       | 1-22  | -    | -    |
| R. Jette        | 2-0          | -     | -       | -        | -          | -    | -    | -    | -    | -       | 1-0   | 1-0  | -    |
| J. Colton       | 1-16         | -     | -       | -        | -          | -    | -    | -    | -    | -       | 1-16  | -    | DNP  |
| A. Tharpe       | 1-0          | 1-0   | -       | -        | -          | -    | DNP  | DNP  | DNP  | DNP     | DNP   | DNP  | DNP  |
| To. Brandt      | 1-20         | 1-20  | -       | -        | -          | -    | -    | -    | -    | -       | -     | -    | -    |
| E. Saint-Vil    | 1-42         | -     | DNP     | DNP      | DNP        | DNP  | DNP  | DNP  | DNP  | -       | 1-42  | -    | -    |
| C. Birt         | 1-32         | DNP   | -       | 1-32     | -          | DNP  | -    | -    | -    | DNP     | DNP   | DNP  | DNP  |
| M. Lee          | 1-0          | DNP   | -       | DNP      | 1-0        | -    | DNP  | DNP  | DNP  | DNP     | DNP   | DNP  | DNP  |

## Passing

| #11 M. Wegzyn     | Comp-Att-Int      | Pct         | Yards       | TD       | Long      | Sack-Yds      | Effic        |
|-------------------|-------------------|-------------|-------------|----------|-----------|---------------|--------------|
| Connecticut       | 9-22-1            | 40.9        | 56          | 0        | 15        | 2-16          | 53.20        |
| Indiana           | 18-26-0           | 69.2        | 151         | 0        | 56        | 1-6           | 118.02       |
| Michigan          | 14-29-0           | 48.3        | 141         | 0        | 33        | 1-24          | 89.12        |
| Miami (Ohio)      | 19-40-3           | 47.5        | 213         | 0        | 20        | 1-6           | 77.23        |
| Ohio              | 27-51-0           | 52.9        | 373         | 4        | 50        | 1-3           | 140.26       |
| Western Michigan  | 12-19-0           | 63.2        | 88          | 0        | 16        | 4-20          | 102.06       |
| Bowling Green     | 9-25-2            | 36.0        | 23          | 0        | 7         | 0-0           | 27.73        |
| Vanderbilt        | 15-27-1           | 55.6        | 162         | 0        | 41        | 1-4           | 98.55        |
| Northern Illinois | 16-28-0           | 57.1        | 137         | 0        | 19        | 3-15          | 98.24        |
| Akron             | 23-39-1           | 59.0        | 266         | 1        | 36        | 3-10          | 119.60       |
| Buffalo           | 20-40-2           | 50.0        | 215         | 1        | 38        | 8-54          | 93.40        |
| <b>TOTALS</b>     | <b>182-346-10</b> | <b>52.6</b> | <b>1825</b> | <b>6</b> | <b>56</b> | <b>26-159</b> | <b>96.85</b> |

## #15 AJ Doyle

|                         | Comp-Att-Int   | Pct         | Yards      | TD       | Long      | Sack-Yds    | Effic         |
|-------------------------|----------------|-------------|------------|----------|-----------|-------------|---------------|
| Connecticut             | 1-2-0          | 50.0        | 4          | 0        | 4         | 0-0         | 66.80         |
| Indiana                 | 3-8-0          | 37.5        | 35         | 0        | 18        | 1-11        | 74.25         |
| Michigan                | 1-1-0          | 100.0       | 6          | 0        | 6         | 0-0         | 150.40        |
| Western Michigan        | 5-10-1         | 50.0        | 47         | 0        | 13        | 0-0         | 69.48         |
| Bowling Green           | 4-9-2          | 44.4        | 10         | 0        | 4         | 0-0         | 9.33          |
| Vanderbilt              | 8-14-1         | 57.1        | 48         | 1        | 10        | 2-11        | 95.23         |
| Northern Illinois       | 4-9-1          | 44.4        | 16         | 0        | 7         | 1-7         | 37.16         |
| <b>Central Michigan</b> | <b>30-45-3</b> | <b>66.7</b> | <b>253</b> | <b>2</b> | <b>31</b> | <b>2-18</b> | <b>115.23</b> |
| <b>TOTALS</b>           | <b>56-98-8</b> | <b>57.1</b> | <b>419</b> | <b>3</b> | <b>31</b> | <b>6-47</b> | <b>86.83</b>  |

## Offensive Starters (Career Starts/Consecutive Starts)

| GAME                 | WR             | LT                | LG                | C             | RG                | RT              | TE                   | QB             | TB          | TE/FB/WR          | WR           |
|----------------------|----------------|-------------------|-------------------|---------------|-------------------|-----------------|----------------------|----------------|-------------|-------------------|--------------|
| 8/30 at UConn        | Michel (1/1)   | Milhim (26/11)    | Boland (1/1)      | Sales (16/7)  | Wallace (1/1)     | Speller (23/23) | Blanchflower (12/8)  | Wegzyn (1/1)   | Cox (1/1)   | A. Williams (1/1) | Sharpe (1/1) |
| 9/8 vs. Indiana      | Michel (2/2)   | Milhim (26/12)    | Boland (2/2)      | Sales (16/7)  | Wallace (1/1)     | Speller (24/24) | Blanchflower (13/9)  | Wegzyn (2/2)   | Cox (2/2)   | Dowling (1/1)     | Sharpe (2/2) |
| 9/15 at Michigan     | Walker (1/1)   | Milhim (27/13)    | Wallace (1/1)     | Sales (17/8)  | Speller (25/25)   | Dima (12/1)     | Blanchflower (14/10) | Wegzyn (3/3)   | Cox (3/3)   | A. Williams (2/1) | Sharpe (3/3) |
| 9/22 at Miami (OH)   | Walker (2/2)   | Milhim (28/14)    | Wallace (2/2)     | Sales (18/9)  | Speller (26/26)   | Dima (13/2)     | Blanchflower (15/11) | Wegzyn (4/4)   | Cox (4/4)   | A. Williams (3/2) | Sharpe (4/4) |
| 9/29 vs. Ohio        | Walker (3/3)   | Milhim (29/15)    | Casselberry (1/1) | Sales (19/10) | Speller (27/27)   | Dima (14/3)     | Blanchflower (16/12) | Wegzyn (5/5)   | Cox (5/5)   | A. Williams (4/3) | Sharpe (5/5) |
| 10/6 at WMU          | Walker (4/4)   | Milhim (30/16)    | Boland (3/1)      | Sales (20/11) | Casselberry (2/2) | Dima (15/4)     | Beck (1/1)           | Wegzyn (6/6)   | Cox (6/6)   | Michel (3/1)      | Sharpe (6/6) |
| 10/20 vs. BGSU       | Walker (5/5)   | Milhim (31/17)    | Sparks (1/1)      | Sales (21/12) | Boland (4/2)      | Dima (16/5)     | Beck (2/2)           | Wegzyn (7/7)   | Cox (7/7)   | Michel (4/2)      | Long (1/1)   |
| 10/27 at Vandy       | Walker (6/6)   | Milhim (32/18)    | Sparks (2/2)      | Sales (22/13) | Boland (5/3)      | Dima (17/6)     | Blanchflower (17/1)  | Wegzyn (8/8)   | Cox (8/8)   | A. Williams (5/1) | Michel (5/3) |
| 11/3 at No. Illinois | Walker (7/7)   | Milhim (33/19)    | N. Speller (28/1) | Sales (23/14) | Leneus (1/1)      | Dima (18/7)     | Blanchflower (18/2)  | Wegzyn (9/9)   | Cox (9/9)   | A. Williams (6/2) | Michel (6/4) |
| 11/10 at Akron       | Walker (8/8)   | N. Speller (29/2) | Boland (6/4)      | Sales (24/15) | Milhim (34/20)    | Dima (19/8)     | Blanchflower (19/3)  | Wegzyn (10/10) | Cox (10/10) | A. Williams (7/3) | Sharpe (7/1) |
| 11/17 vs. Buffalo    | Walker (9/9)   | Milhim (34/21)    | Sparks (3/1)      | Sales (25/16) | Leneus (2/1)      | Speller (30/3)  | Blanchflower (20/3)  | Wegzyn (11/11) | Cox (11/11) | A. Williams (8/4) | Sharpe (8/2) |
| 11/23 vs. CMU        | Walker (10/10) | Milhim (35/22)    | Speller (31/4)    | Sales (26/17) | Leneus (3/2)      | Dima (20/1)     | Blanchflower (21/4)  | Doyle (1/1)    | Cox (12/12) | A. Williams (9/5) | Davis (1/1)  |

# 2013 UMASS FOOTBALL

## Tackles

| Player             | ua-a  | total | UConn | Indiana | Michigan | Miami (OH) | Ohio | WMU | BGSU | Vand | No.Ill. | Akron | Buff | CMU  |
|--------------------|-------|-------|-------|---------|----------|------------|------|-----|------|------|---------|-------|------|------|
| P. McIntyre LB     | 61-71 | 132   | 6-6   | 4-5     | 3-2      | 4-8        | 6-8  | 7-6 | 4-8  | 6-1  | 7-1     | 6-3   | 2-11 | 6-12 |
| D. Thellen DB      | 45-34 | 79    | 5-0   | 9-2     | 2-3      | 2-5        | 4-4  | 3-2 | 1-2  | 5-2  | 4-2     | 5-6   | 2-3  | 3-3  |
| K. Messiah LB      | 22-43 | 65    | DNP   | DNP     | DNP      | 5-5        | 6-6  | 2-4 | 2-14 | 4-5  | 1-5     | -     | 0-1  | 2-3  |
| R. Jette DB        | 30-23 | 53    | 4-1   | 2-2     | 2-2      | 0-1        | 0-2  | 5-1 | 1-3  | 4-1  | 5-1     | 4-1   | 1-6  | 2-2  |
| H. Williams        | 23-27 | 50    | 2-0   | 3-2     | 5-0      | 2-2        | 4-2  | 1-1 | 0-6  | 1-0  | 2-2     | 2-6   | 1-4  | 0-2  |
| J. Colton DB       | 27-22 | 49    | 1-0   | 4-2     | -        | 0-1        | 7-5  | 3-0 | 2-1  | 2-1  | 5-5     | 1-4   | 2-3  | DNP  |
| K. Bailey-Smith    | 23-22 | 45    | 3-0   | 2-1     | 1-2      | 1-0        | 1-2  | 0-4 | -    | 1-2  | 6-1     | 5-1   | 1-2  | 2-7  |
| T. Dudley-Giles DB | 27-16 | 43    | DNP   | 1-1     | 2-1      | 0-1        | 5-3  | 5-0 | 2-4  | 1-0  | 3-0     | 4-1   | 4-3  | 0-2  |
| S. Andre DL        | 16-25 | 41    | 2-4   | 2-2     | 1-1      | 2-3        | 0-1  | 1-3 | 1-4  | 1-1  | 3-1     | 2-0   | 1-3  | 0-2  |
| C. Thompson DL     | 18-20 | 38    | 2-2   | 2-2     | 1-0      | 5-1        | 1-3  | 1-0 | 1-2  | 1-1  | 1-1     | 2-0   | 1-6  | 0-2  |
| C. Birt DB         | 14-22 | 36    | DNP   | 2-0     | 4-3      | 3-2        | DNP  | 2-9 | 2-5  | 1-3  | DNP     | DNP   | DNP  | DNP  |
| To. Brandt LB      | 23-13 | 36    | 3-3   | 5-1     | 5-3      | 0-3        | 2-1  | 5-2 | -    | -    | 3-0     | -     | -    | -    |
| J. Santos-Knox     | 11-21 | 32    | DNP   | 0-3     | 2-0      | DNP        | 1-0  | 1-3 | 1-1  | 1-2  | 2-1     | 1-0   | 0-6  | 2-5  |
| K. Byrne           | 14-13 | 27    | 2-0   | 0-1     | -        | 1-1        | 0-1  | 1-1 | 3-0  | 2-1  | 1-0     | 1-1   | 3-2  | 0-5  |
| E. Saint-Vil DB    | 10-16 | 26    | 2-2   | DNP     | DNP      | DNP        | DNP  | DNP | DNP  | DNP  | 1-0     | 3-3   | 4-7  | 0-4  |
| G. Clemons DL      | 5-14  | 19    | 0-2   | 1-3     | -        | DNP        | DNP  | 0-2 | DNP  | 0-1  | 1-1     | 2-0   | 0-4  | 1-1  |
| R. Delaire DL      | 10-9  | 19    | 0-1   | 3-3     | 2-0      | DNP        | DNP  | 1-1 | 1-4  | 2-0  | DNP     | 1-0   | DNP  | -    |
| A. Tharpe DB       | 12-5  | 17    | 4-1   | -       | 0-1      | 2-3        | 6-0  | DNP | DNP  | DNP  | DNP     | DNP   | DNP  | DNP  |
| D. Williams DB     | 8-9   | 17    | DNP   | 1-2     | 0-1      | -          | -    | 1-0 | 3-4  | -    | 1-1     | -     | 1-1  | 1-0  |
| M. Lee DB          | 8-4   | 12    | DNP   | 4-2     | DNP      | 2-2        | 2-0  | DNP | DNP  | DNP  | DNP     | DNP   | DNP  | DNP  |
| Ti. Brandt LB      | 4-7   | 11    | DNP   | 1-2     | 1-2      | DNP        | -    | 2-2 | 0-1  | -    | -       | -     | -    | -    |
| J. Robinson LB     | 5-6   | 11    | DNP   | DNP     | -        | 0-1        | 0-2  | 1-0 | 1-0  | 2-3  | 1-0     | -     | -    | -    |
| D. Maynes DL       | 2-9   | 11    | 1-0   | 0-3     | DNP      | DNP        | DNP  | 1-0 | 0-4  | -    | DNP     | DNP   | DNP  | 0-2  |
| T. Seals DL        | 5-5   | 10    | 1-1   | 1-2     | -        | -          | 0-1  | 0-1 | -    | 1-0  | 1-0     | 1-0   | -    | -    |
| B. Potvin          | 2-8   | 10    | 0-1   | 0-2     | -        | 1-1        | -    | -   | 0-1  | 0-2  | -       | -     | 1-0  | 0-1  |
| G. Hilliard LB     | 4-4   | 8     | 3-2   | -       | 1-2      | DNP        | DNP  | DNP | DNP  | DNP  | DNP     | DNP   | DNP  | DNP  |
| M. Carini          | 3-3   | 6     | DNP   | -       | -        | 0-1        | -    | -   | 0-1  | 1-0  | -       | 1-0   | 0-1  | 1-0  |
| D. Adeoba LB       | 2-2   | 4     | -     | -       | 2-1      | 0-1        | DNP  | DNP | DNP  | DNP  | DNP     | DNP   | DNP  | DNP  |
| Q. Smith DB        | 2-1   | 3     | DNP   | DNP     | 1-0      | -          | -    | DNP | -    | -    | -       | 1-0   | 0-1  | -    |
| I. Harris DB       | 1-1   | 2     | 1-0   | 0-1     | DNP      | DNP        | DNP  | DNP | DNP  | DNP  | DNP     | DNP   | DNP  | DNP  |
| Q. Sales           | 2-0   | 2     | -     | -       | -        | 1-0        | -    | -   | -    | -    | -       | -     | -    | 1-0  |
| R. O'Connor LB     | 1-1   | 2     | DNP   | DNP     | DNP      | DNP        | DNP  | DNP | DNP  | DNP  | DNP     | DNP   | 1-0  | 0-1  |
| J. Broadnax        | 2-0   | 2     | -     | 1-0     | -        | -          | -    | -   | -    | -    | DNP     | 1-0   | -    | -    |
| S. Milhim          | 2-0   | 2     | -     | -       | -        | -          | -    | -   | -    | 1-0  | -       | -     | 1-0  | -    |
| R. Kitching DL     | 1-1   | 2     | DNP   | 1-0     | -        | -          | 0-1  | -   | -    | DNP  | -       | DNP   | DNP  | DNP  |
| D. Brown DB        | 2-0   | 2     | -     | DNP     | DNP      | DNP        | -    | DNP | DNP  | 1-0  | -       | -     | -    | -    |
| J. Wilson          | 1-0   | 1     | -     | -       | -        | -          | -    | -   | -    | -    | 1-0     | -     | -    | -    |
| C. Johnson         | 1-0   | 1     | -     | -       | -        | -          | -    | 1-0 | -    | -    | -       | -     | -    | -    |
| R. Mills           | 1-0   | 1     | DNP   | DNP     | DNP      | DNP        | DNP  | -   | DNP  | -    | 1-0     | DNP   | DNP  | -    |
| M. Sparks          | 1-0   | 1     | DNP   | DNP     | -        | DNP        | DNP  | -   | 1-0  | -    | -       | DNP   | -    | DNP  |
| V. Barton          | 0-1   | 1     | -     | -       | -        | -          | -    | 0-1 | -    | -    | -       | -     | DNP  | DNP  |
| R. Blanchflower    | 1-0   | 1     | -     | -       | -        | -          | 1-0  | DNP | DNP  | -    | -       | -     | -    | -    |
| A. Doyle           | 1-0   | 1     | -     | -       | -        | DNP        | DNP  | -   | -    | 1-0  | -       | DNP   | DNP  | -    |
| B. Levensgood      | 1-0   | 1     | -     | -       | -        | -          | -    | -   | -    | -    | -       | -     | -    | 1-0  |
| V. Westcarr        | 0-1   | 1     | DNP   | -       | -        | -          | -    | -   | 0-1  | -    | -       | -     | -    | -    |
| J. Strait          | 1-0   | 1     | 1-0   | -       | DNP      | DNP        | -    | DNP | -    | DNP  | DNP     | -     | -    | -    |

## Defensive Starters (Career Starts/Consecutive Starts)

| GAME                | DE            | DT                | DT               | DE            | OLB               | ILB              | OLB/CB            | CB                 | SS                 | FS              | CB            |
|---------------------|---------------|-------------------|------------------|---------------|-------------------|------------------|-------------------|--------------------|--------------------|-----------------|---------------|
| 8/30 at UConn       | Byrne (13/12) | Clemons (1/1)     | Thompson (15/15) | Andre (1/1)   | Hilliard (1/1)    | McIntyre (27/1)  | Tom Brandt (2/1)  | Tharpe (18/9)      | Saint-Vil (9/7)    | Thellen (29/13) | Jette (1/1)   |
| 9/8 vs. Indiana     | Byrne (14/13) | Clemons (2/2)     | Thompson (16/16) | Andre (2/2)   | Hilliard (2/2)    | McIntyre (28/2)  | Tom Brandt (3/2)  | Tharpe (19/10)     | Colton (1/1)       | Thellen (30/14) | Jette (2/2)   |
| 9/15 at Michigan    | Byrne (15/14) | Clemons (3/3)     | Thompson (17/17) | Andre (3/3)   | Hilliard (3/3)    | McIntyre (29/3)  | Tom Brandt (4/3)  | Tharpe (20/11)     | Birt (1/1)         | Thellen (31/15) | Jette (3/3)   |
| 9/22 at Miami (OH)  | Byrne (16/15) | H. Williams (1/1) | Thompson (18/18) | Andre (4/4)   | Messiah (1/1)     | McIntyre (30/4)  | Lee (10/1)        | Tharpe (20/12)     | Birt (2/2)         | Thellen (32/16) | Jette (4/4)   |
| 9/29 vs. Ohio       | Byrne (17/16) | H. Williams (2/2) | Thompson (19/19) | Andre (5/5)   | Messiah (2/2)     | McIntyre (31/4)  | Santos-Knox (1/1) | Tharpe (21/13)     | Colton (2/1)       | Thellen (33/17) | Jette (5/5)   |
| 10/6 at WMU         | Byrne (18/17) | Clemons (4/1)     | Thompson (20/20) | Andre (6/6)   | Messiah (3/3)     | McIntyre (32/5)  | Santos-Knox (2/2) | Dudley-Giles (1/1) | Birt (3/1)         | Thellen (34/18) | Jette (6/6)   |
| 10/20 vs. BGSU      | Byrne (19/18) | H. Williams (3/1) | Thompson (21/21) | Andre (7/7)   | Messiah (4/4)     | McIntyre (33/6)  | Santos-Knox (3/3) | Dudley-Giles (2/2) | Birt (4/2)         | Thellen (35/19) | Jette (7/7)   |
| 10/27 at Vandy      | Byrne (20/19) | Maynes (1/1)      | Thompson (22/22) | Andre (8/8)   | Messiah (5/5)     | McIntyre (34/7)  | Santos-Knox (4/4) | Dudley-Giles (3/3) | Birt (5/3)         | Thellen (36/20) | Jette (8/8)   |
| 11/3 at No.Illinois | Byrne (21/20) | H. Williams (4/1) | Thompson (23/23) | Andre (9/9)   | Messiah (6/6)     | McIntyre (35/8)  | Santos-Knox (5/5) | Dudley-Giles (4/4) | Bailey-Smith (1/1) | Thellen (37/21) | Jette (9/9)   |
| 11/10 at Akron      | Byrne (22/21) | H. Williams (5/2) | Thompson (24/24) | Andre (10/10) | Santos-Knox (6/6) | McIntyre (36/9)  | Saint-Vil (10/1)  | Dudley-Giles (5/5) | Bailey-Smith (2/2) | Thellen (38/22) | Jette (10/10) |
| 11/17 vs. Buffalo   | Byrne (23/22) | H. Williams (6/3) | Thompson (25/25) | Andre (11/11) | Santos-Knox (7/7) | McIntyre (37/10) | Saint-Vil (11/2)  | Dudley-Giles (6/6) | Bailey-Smith (3/3) | Thellen (39/23) | Jette (11/11) |
| 11/23 vs. CMU       | Byrne (24/23) | H. Williams (7/4) | Thompson (26/26) | Andre (12/12) | Santos-Knox (8/8) | McIntyre (38/11) | Saint-Vil (12/3)  | Dudley-Giles (7/7) | Bailey-Smith (4/4) | Thellen (40/24) | Jette (12/12) |



# UMASS GAME-BY-GAME

| Date              | Opponent             | --RUSHING--        |      |                  |    | --RECEIVING--      |      |                   |    | --PASSING--                 |      |                             |    | --KICK RET-- |      |    | --PUNT RET-- |    |     | All |    |      |
|-------------------|----------------------|--------------------|------|------------------|----|--------------------|------|-------------------|----|-----------------------------|------|-----------------------------|----|--------------|------|----|--------------|----|-----|-----|----|------|
|                   |                      | No.                | Yds  | TD               | Lg | No.                | Yds  | TD                | Lg | At-Cp-Int                   | Yds  | TD                          | Lg | No           | Yds  | TD | Lg           | No | Yds | TD  | Lg | Purp |
| Aug 30, 2012      | at Connecticut       | 25                 | 2    | 0                | 9  | 10                 | 60   | 0                 | 15 | 10-24-1                     | 60   | 0                           | 15 | 5            | 97   | 0  | 24           | 0  | 0   | 0   | 0  | 62   |
| Sept. 8, 2012     | vs. Indiana          | 36                 | 78   | 1                | 17 | 21                 | 186  | 0                 | 56 | 21-34-0                     | 186  | 0                           | 56 | 2            | 65   | 0  | 37           | 3  | 5   | 0   | 5  | 264  |
| Sept. 15, 2012    | at Michigan          | 40                 | 89   | 0                | 16 | 15                 | 147  | 0                 | 33 | 15-30-0                     | 147  | 0                           | 33 | 6            | 126  | 0  | 28           | 3  | -14 | 0   | 3  | 236  |
| Sept. 22, 2012    | at Miami             | 50                 | 258  | 2                | 24 | 19                 | 213  | 0                 | 20 | 19-40-3                     | 213  | 0                           | 20 | 3            | 96   | 0  | 61           | 1  | 1   | 0   | 1  | 471  |
| Sept. 29, 2012    | vs. Ohio             | 33                 | 138  | 0                | 20 | 27                 | 373  | 4                 | 50 | 27-51-0                     | 373  | 4                           | 50 | 6            | 129  | 0  | 35           | 1  | -3  | 0   | 0  | 511  |
| Oct. 6, 2012      | at W. Michigan       | 33                 | 83   | 2                | 23 | 17                 | 135  | 0                 | 16 | 17-29-1                     | 135  | 0                           | 16 | 8            | 144  | 0  | 28           | 1  | 29  | 0   | 29 | 218  |
| Oct 20, 2012      | Bowling Green        | 26                 | 85   | 0                | 32 | 13                 | 33   | 0                 | 7  | 13-34-4                     | 33   | 0                           | 7  | 2            | 54   | 0  | 38           | 3  | -6  | 0   | 0  | 118  |
| Oct 27, 2012      | at Vanderbilt        | 32                 | 54   | 0                | 22 | 23                 | 210  | 1                 | 41 | 23-41-2                     | 210  | 1                           | 41 | 8            | 150  | 0  | 37           | 1  | 11  | 0   | 11 | 264  |
| Nov 03, 2012      | at Northern Illinois | 46                 | 114  | 0                | 18 | 20                 | 153  | 0                 | 19 | 20-37-1                     | 153  | 0                           | 19 | 6            | 77   | 0  | 25           | 0  | 0   | 0   | 0  | 267  |
| Nov 10, 2012      | at Akron             | 33                 | 61   | 1                | 12 | 23                 | 266  | 1                 | 36 | 23-39-1                     | 266  | 1                           | 36 | 1            | 25   | 0  | 25           | 2  | 40  | 0   | 10 | 327  |
| Nov 17, 2012      | Buffalo              | 35                 | 49   | 1                | 20 | 20                 | 215  | 1                 | 38 | 20-40-2                     | 215  | 1                           | 38 | 5            | 86   | 0  | 19           | 3  | 65  | 0   | 24 | 264  |
| Nov 23, 2012      | CENTRAL MICHIGAN     | 26                 | 64   | 1                | 15 | 30                 | 253  | 2                 | 31 | 30-46-4                     | 253  | 2                           | 31 | 5            | 84   | 0  | 22           | 2  | 26  | 0   | 16 | 317  |
| Massachusetts     |                      | 415                | 1075 | 8                | 32 | 238                | 2244 | 9                 | 56 | 238-445-19                  | 2244 | 9                           | 56 | 56           | 1133 | 0  | 61           | 20 | 154 | 0   | 29 | 3319 |
| Opponent          |                      | 508                | 2684 | 33               | 74 | 228                | 2822 | 26                | 66 | 228-353-13                  | 2822 | 26                          | 66 | 27           | 511  | 0  | 37           | 28 | 386 | 3   | 40 | 5506 |
| Avg per rush: 2.6 |                      | Avg per catch: 9.4 |      | Pass eff.: 93.98 |    | Kick ret avg: 20.2 |      | Punt ret avg: 7.7 |    | All purpose avg/game: 402.4 |      | Total offense avg/gm: 276.6 |    |              |      |    |              |    |     |     |    |      |

| Date          | Opponent             | ----TACKLES---- |      |       |       | -SACKS- |      |     | -FUMBLE- |    |     |     | Pass |     | Blkd | -Kicks-XPTS- |         |     |     | Saf | Pts |     |
|---------------|----------------------|-----------------|------|-------|-------|---------|------|-----|----------|----|-----|-----|------|-----|------|--------------|---------|-----|-----|-----|-----|-----|
|               |                      | Solo            | Asst | Total | TFL   | Yds     | No   | Yds | FF       | FR | Yds | Int | Yds  | QBH | Brk  | Kick         | Att-Mad | Run | Rcv |     |     |     |
| Aug 30, 2012  | at Connecticut       | 43              | 26   | 69    | 4.0   | 9       | 0.0  | 0   | 1        | 1  | 0   | 2   | 20   | 0   | 2    | 0            | 0-0     | 0   | 0   | 0   | 0   | 0   |
| Sept 8, 2012  | vs. Indiana          | 50              | 44   | 94    | 5.0   | 24      | 1.0  | 3   | 0        | 0  | 0   | 1   | 21   | 0   | 5    | 0            | 0-1     | 0   | 0   | 0   | 0   | 0   |
| Sept 15, 2012 | at #17 Michigan      | 39              | 24   | 63    | 3.0   | 9       | 1.0  | 7   | 1        | 0  | 0   | 1   | 32   | 0   | 1    | 0            | 1-1     | 0   | 0   | 0   | 0   | 13  |
| Sept 22, 2012 | at Miami (Ohio)      | 31              | 42   | 73    | 8.0   | 23      | 3.0  | 13  | 0        | 0  | 0   | 1   | 0    | 2   | 3    | 0            | 1-2     | 0   | 0   | 0   | 0   | 16  |
| Sept 29, 2012 | Ohio                 | 46              | 42   | 88    | 5.0   | 14      | 0.0  | 0   | 0        | 0  | 0   | 0   | 0    | 0   | 6    | 1            | 4-4     | 0   | 0   | 0   | 0   | 34  |
| Oct 6, 2012   | at W. Michigan       | 44              | 43   | 87    | 5.0   | 22      | 1.0  | 15  | 1        | 0  | 0   | 1   | 38   | 0   | 0    | 0            | 2-2     | 0   | 0   | 0   | 0   | 14  |
| Oct 20, 2012  | Bowling Green        | 26              | 66   | 92    | 5.0   | 17      | 1.0  | 11  | 1        | 0  | 0   | 1   | 7    | 0   | 8    | 0            | 0-0     | 0   | 0   | 0   | 0   | 0   |
| Oct 27, 2012  | at Vanderbilt        | 39              | 26   | 65    | 2.0   | 7       | 0.0  | 0   | 2        | 2  | 53  | 0   | 0    | 1   | 2    | 0            | 1-1     | 0   | 0   | 0   | 0   | 7   |
| Nov 03, 2012  | at Northern Illinois | 51              | 22   | 73    | 3.0   | 10      | 1.0  | 6   | 2        | 1  | 0   | 0   | 0    | 0   | 1    | 0            | 0-0     | 0   | 0   | 0   | 0   | 0   |
| Nov 10, 2012  | at Akron             | 43              | 26   | 69    | 5.0   | 19      | 1.0  | 9   | 3        | 1  | 6   | 4   | 80   | 0   | 3    | 1            | 1-1     | 0   | 0   | 0   | 0   | 22  |
| Nov 17, 2012  | Buffalo              | 26              | 64   | 90    | 5.0   | 24      | 2.0  | 13  | 1        | 1  | 0   | 1   | 0    | 0   | 4    | 0            | 1-1     | 0   | 0   | 0   | 0   | 19  |
| Nov 23, 2012  | CENTRAL MICHIGAN     | 22              | 54   | 76    | 3.0   | 5       | 1.0  | 2   | 0        | 0  | 0   | 1   | 25   | 0   | 3    | 0            | 3-3     | 0   | 0   | 0   | 0   | 21  |
| Massachusetts |                      | 455             | 479  | 934   | 53.0  | 183     | 12.0 | 79  | 12       | 6  | 59  | 13  | 223  | 3   | 38   | 2            | 14-16   | 0   | 0   | 0   | 0   | 152 |
| Opponent      |                      | 470             | 420  | 890   | 106.0 | 446     | 32.0 | 206 | 11       | 9  | 16  | 19  | 314  | 13  | 47   | 2            | 63-63   | 0   | 1   | 0   | 0   | 482 |

|               |                      | -----PUNTING----- |      |      |      |      |    |    |     | -FIELD GOALS- |          |    |      | -----KICKOFFS----- |      |      |    |    |
|---------------|----------------------|-------------------|------|------|------|------|----|----|-----|---------------|----------|----|------|--------------------|------|------|----|----|
| Date          | Opponent             | No                | Yds  | Avg  | Long | Blkd | TB | FC | 50+ | I20           | Att-Made | Lg | Blkd | No                 | Yds  | Avg  | TB | OB |
| Aug 30, 2012  | at Connecticut       | 11                | 418  | 38.0 | 47   | 1    | 0  | 2  | 0   | 0             | 0-0      | 0  | 0    | 1                  | 60   | 60.0 | 0  | 0  |
| Sept 8, 2012  | vs. Indiana          | 10                | 441  | 44.1 | 55   | 0    | 2  | 0  | 3   | 1             | 0-1      | 0  | 0    | 2                  | 125  | 62.5 | 1  | 0  |
| Sept 15, 2012 | at #17 Michigan      | 7                 | 268  | 38.3 | 53   | 0    | 0  | 4  | 1   | 1             | 2-3      | 32 | 0    | 4                  | 223  | 55.8 | 1  | 1  |
| Sept 22, 2012 | at Miami (Ohio)      | 1                 | 36   | 36.0 | 36   | 0    | 0  | 0  | 0   | 1             | 1-2      | 30 | 0    | 3                  | 190  | 63.3 | 0  | 0  |
| Sep 29, 2012  | Ohio                 | 4                 | 171  | 42.8 | 56   | 0    | 0  | 0  | 1   | 1             | 2-2      | 30 | 0    | 7                  | 446  | 63.7 | 1  | 0  |
| Oct 6, 2012   | at W. Michigan       | 7                 | 300  | 42.9 | 54   | 0    | 0  | 0  | 2   | 3             | 0-0      | 0  | 0    | 3                  | 181  | 60.3 | 1  | 0  |
| Oct 20, 2012  | Bowling Green        | 10                | 478  | 47.8 | 66   | 0    | 0  | 1  | 5   | 3             | 0-0      | 0  | 0    | 1                  | 65   | 65.0 | 1  | 0  |
| Oct 27, 2012  | at Vanderbilt        | 6                 | 256  | 42.7 | 55   | 0    | 0  | 0  | 1   | 0             | 0-0      | 0  | 0    | 2                  | 130  | 65.0 | 1  | 0  |
| Nov 03, 2012  | at Northern Illinois | 5                 | 219  | 43.8 | 52   | 0    | 1  | 0  | 1   | 0             | 0-0      | 0  | 0    | 1                  | 65   | 65.0 | 1  | 0  |
| Nov 10, 2012  | at Akron             | 6                 | 269  | 44.8 | 53   | 0    | 0  | 0  | 2   | 4             | 3-3      | 35 | 0    | 6                  | 340  | 56.7 | 2  | 0  |
| Nov 17, 2012  | Buffalo              | 6                 | 253  | 42.2 | 61   | 1    | 1  | 1  | 3   | 2             | 2-2      | 39 | 0    | 5                  | 314  | 62.8 | 1  | 0  |
| Nov 23, 2012  | CENTRAL MICHIGAN     | 4                 | 149  | 37.2 | 41   | 0    | 1  | 2  | 0   | 0             | 0-0      | 0  | 0    | 4                  | 227  | 56.8 | 0  | 0  |
| Massachusetts |                      | 75                | 3181 | 42.4 | 66   | 2    | 5  | 9  | 19  | 16            | 10-13    | 39 | 0    | 39                 | 2366 | 60.7 | 10 | 1  |
| Opponent      |                      | 47                | 1846 | 39.3 | 82   | 1    | 6  | 7  | 10  | 14            | 9-10     | 47 | 1    | 85                 | 5090 | 59.9 | 23 | 5  |

# OPPONENT GAME-BY-GAME

| Date              | Opponent             | --RUSHING--         |      |                   |    | --RECEIVING--      |      |                    |    | --PASSING--                 |      |                             |    | --KICK RET-- |      |    | --PUNT RET-- |    |     | All |    |      |
|-------------------|----------------------|---------------------|------|-------------------|----|--------------------|------|--------------------|----|-----------------------------|------|-----------------------------|----|--------------|------|----|--------------|----|-----|-----|----|------|
|                   |                      | No.                 | Yds  | TD                | Lg | No.                | Yds  | TD                 | Lg | At-Cp-Int                   | Yds  | TD                          | Lg | No           | Yds  | TD | Lg           | No | Yds | TD  | Lg | Purp |
| Aug 30, 2012      | at Connecticut       | 43                  | 147  | 2                 | 18 | 16                 | 225  | 0                  | 34 | 16-27-2                     | 225  | 0                           | 34 | 1            | 37   | 0  | 37           | 4  | 87  | 1   | 34 | 533  |
| Sept 8, 2012      | vs. Indiana          | 54                  | 333  | 4                 | 50 | 25                 | 263  | 2                  | 34 | 25-39-1                     | 263  | 2                           | 34 | 1            | 16   | 0  | 16           | 2  | 31  | 0   | 27 | 643  |
| Sept 15, 2012     | at Michigan          | 43                  | 294  | 6                 | 36 | 16                 | 291  | 3                  | 66 | 16-25-1                     | 291  | 3                           | 66 | 2            | 44   | 0  | 27           | 1  | 11  | 0   | 11 | 585  |
| Sept 22, 2012     | at Miami (Ohio)      | 42                  | 216  | 1                 | 24 | 12                 | 192  | 3                  | 49 | 12-22-1                     | 192  | 3                           | 49 | 3            | 50   | 0  | 22           | 0  | 0   | 0   | 0  | 408  |
| Sept 29, 2012     | vs. Ohio             | 52                  | 274  | 2                 | 40 | 15                 | 229  | 2                  | 41 | 15-27-0                     | 229  | 2                           | 41 | 6            | 99   | 0  | 22           | 2  | 28  | 0   | 17 | 503  |
| Oct 6, 2012       | at W. Michigan       | 46                  | 268  | 2                 | 66 | 23                 | 283  | 5                  | 38 | 23-28-1                     | 283  | 5                           | 38 | 2            | 34   | 0  | 28           | 5  | 45  | 0   | 29 | 551  |
| Oct 20, 2012      | Bowling Green        | 37                  | 94   | 0                 | 8  | 21                 | 188  | 2                  | 36 | 21-36-1                     | 188  | 2                           | 36 | 0            | 0    | 0  | 0            | 4  | 63  | 0   | 21 | 282  |
| Oct 27, 2012      | at Vanderbilt        | 37                  | 226  | 3                 | 74 | 17                 | 217  | 2                  | 29 | 17-22-0                     | 217  | 2                           | 29 | 1            | 24   | 0  | 24           | 6  | 93  | 1   | 40 | 443  |
| Nov 03, 2012      | at Northern Illinois | 49                  | 332  | 6                 | 57 | 20                 | 278  | 3                  | 44 | 20-26-0                     | 278  | 3                           | 44 | 0            | 0    | 0  | 0            | 3  | 16  | 0   | 14 | 610  |
| Nov 10, 2012      | at Akron             | 27                  | 95   | 1                 | 22 | 34                 | 332  | 1                  | 21 | 34-51-4                     | 332  | 1                           | 21 | 3            | 48   | 0  | 24           | 1  | 5   | 0   | 5  | 427  |
| Nov 17, 2012      | Buffalo              | 41                  | 168  | 1                 | 20 | 19                 | 237  | 2                  | 44 | 19-31-1                     | 237  | 2                           | 44 | 4            | 76   | 0  | 30           | 0  | 33  | 1   | 33 | 405  |
| Nov 23, 2012      | CENTRAL MICH         | 42                  | 262  | 5                 | 61 | 10                 | 82   | 1                  | 18 | 10-19-1                     | 82   | 1                           | 18 | 4            | 83   | 0  | 34           | 0  | 0   | 0   | 0  | 344  |
| Opponent total    |                      | 508                 | 2684 | 33                | 74 | 228                | 2822 | 26                 | 66 | 228-353-13                  | 2822 | 26                          | 66 | 27           | 511  | 0  | 37           | 28 | 386 | 3   | 40 | 5506 |
| Massachusetts     |                      | 415                 | 1075 | 8                 | 32 | 238                | 2244 | 9                  | 56 | 238-445-19                  | 2244 | 9                           | 56 | 56           | 1133 | 0  | 61           | 20 | 154 | 0   | 29 | 3319 |
| Avg per rush: 5.3 |                      | Avg per catch: 12.4 |      | Pass eff.: 148.68 |    | Kick ret avg: 18.9 |      | Punt ret avg: 13.8 |    | All purpose avg/game: 559.8 |      | Total offense avg/gm: 458.8 |    |              |      |    |              |    |     |     |    |      |

|                |                      | -----TACKLES----- |      |       |       | -SACKS- |      |     | -FUMBLE- |    |     |     | Pass |     | Blkd |      | -Kicks-XPTS- |     |     |     |     |
|----------------|----------------------|-------------------|------|-------|-------|---------|------|-----|----------|----|-----|-----|------|-----|------|------|--------------|-----|-----|-----|-----|
| Date           | Opponent             | Solo              | Asst | Total | TFL   | Yds     | No   | Yds | FF       | FR | Yds | Int | Yds  | QBH | Brk  | Kick | Att-Mad      | Run | Rcv | Saf | Pts |
| Aug 30, 2012   | at Connecticut       | 27                | 26   | 53    | 10.0  | 46      | 2.0  | 16  | 0        | 0  | 0   | 1   | 37   | 0   | 6    | 1    | 4-4          | 0   | 0   | 0   | 37  |
| Sept 8, 2012   | Indiana              | 41                | 32   | 73    | 11.0  | 46      | 2.0  | 17  | 0        | 0  | 0   | 0   | 0    | 0   | 5    | 0    | 6-6          | 0   | 0   | 0   | 45  |
| Sep 15, 2012   | at Michigan          | 43                | 26   | 69    | 9.0   | 62      | 1.0  | 24  | 0        | 1  | 0   | 0   | 0    | 0   | 2    | 0    | 9-9          | 0   | 0   | 0   | 63  |
| Sep 22, 2012   | at Miami             | 45                | 46   | 91    | 5.0   | 13      | 1.0  | 6   | 0        | 0  | 0   | 3   | 25   | 5   | 3    | 0    | 3-3          | 0   | 0   | 0   | 27  |
| Sep 29, 2012   | Ohio                 | 37                | 46   | 83    | 10.0  | 26      | 2.0  | 4   | 2        | 1  | 13  | 0   | 0    | 0   | 5    | 0    | 4-4          | 0   | 0   | 0   | 37  |
| Oct 6, 2012    | at W. Michigan       | 39                | 32   | 71    | 8.0   | 38      | 4.0  | 20  | 2        | 2  | 0   | 1   | 0    | 3   | 2    | 0    | 7-7          | 0   | 0   | 0   | 52  |
| Oct 20, 2012   | Bowling Green        | 25                | 38   | 63    | 6.0   | 11      | 0.0  | 0   | 0        | 0  | 0   | 4   | 110  | 0   | 6    | 0    | 3-3          | 0   | 0   | 0   | 24  |
| Oct 27, 2012   | at Vanderbilt        | 43                | 36   | 79    | 13.0  | 48      | 3.0  | 15  | 1        | 1  | 0   | 2   | 57   | 5   | 1    | 0    | 7-7          | 0   | 0   | 0   | 49  |
| Nov 03, 2012   | at Northern Illinois | 60                | 20   | 80    | 10.0  | 39      | 4.0  | 22  | 3        | 3  | 0   | 1   | 17   | 0   | 5    | 0    | 9-9          | 0   | 0   | 0   | 63  |
| Nov 10, 2012   | at Akron             | 38                | 28   | 66    | 6.0   | 17      | 3.0  | 10  | 1        | 1  | 3   | 1   | 0    | 0   | 5    | 0    | 2-2          | 0   | 0   | 0   | 14  |
| Nov 17, 2012   | Buffalo              | 31                | 54   | 85    | 10.0  | 65      | 8.0  | 54  | 2        | 0  | 0   | 2   | 28   | 0   | 4    | 1    | 3-3          | 0   | 1   | 0   | 29  |
| Nov 23, 2012   | CENTRAL MICH         | 41                | 36   | 77    | 8.0   | 35      | 2.0  | 18  | 0        | 0  | 0   | 4   | 40   | 0   | 3    | 0    | 6-6          | 0   | 0   | 0   | 42  |
| Opponent total |                      | 470               | 420  | 890   | 106.0 | 446     | 32.0 | 206 | 11       | 9  | 16  | 19  | 314  | 13  | 47   | 2    | 63-63        | 0   | 1   | 0   | 482 |
| Massachusetts  |                      | 455               | 479  | 934   | 53.0  | 183     | 12.0 | 79  | 12       | 6  | 59  | 13  | 223  | 3   | 38   | 2    | 14-16        | 0   | 0   | 0   | 152 |



# TEAM COMPARISON

| Opponent          | Score          | 1st Downs      | Rushing       | Passing        | Penalty      | Rushing                    | Passing                        | Pass Yds         | Plays                      | Ret Yds          | T/O          |
|-------------------|----------------|----------------|---------------|----------------|--------------|----------------------------|--------------------------------|------------------|----------------------------|------------------|--------------|
| Connecticut       | 0-37           | 3/16           | 1/3           | 2/13           | 0/0          | 24-3 / 43-147              | 9-23-1 / 16-27-2               | 56/225           | 47-59 / 70-372             | 117/161          | 1/3          |
| Indiana           | 6-45           | 14/34          | 6/17          | 7/12           | 1/5          | 36-78 / 54-333             | 21-34-0 / 25-39-1              | 186/263          | 70-264 / 93-596            | 91/47            | 0-1          |
| #17 Michigan      | 13-63          | 15/27          | 6/14          | 9/12           | 0/1          | 36-112 / 43-294            | 15-30-0 / 16-25-1              | 147/291          | 66-259 / 68-585            | 144/55           | 1/1          |
| Miami (Ohio)      | 16-27          | 26/23          | 11/14         | 14/7           | 1/2          | 50-258 / 42-216            | 19-40-3 / 12-22-1              | 213/192          | 90-471 / 64-408            | 97/75            | 3/1          |
| Ohio              | 34-37          | 28/24          | 7/13          | 19/10          | 2/1          | 33-138 / 52-274            | 27-51-0 / 15-27-0              | 373/229          | 84-511 / 79-503            | 126/140          | 1/0          |
| Western Michigan  | 14-52          | 16/32          | 7/16          | 9/15           | 0/1          | 33-83 / 46-268             | 17-29-1 / 23-28-1              | 135/283          | 62-218 / 74-551            | 211/79           | 3/1          |
| Bowling Green     | 0-24           | 6/15           | 3/4           | 1/8            | 2/3          | 26-85 / 37-94              | 13-34-4 / 21-36-1              | 33/188           | 60-118 / 73-282            | 55/173           | 4/1          |
| Vanderbilt        | 7-49           | 16/22          | 6/10          | 9/10           | 1/2          | 32-54 / 37-226             | 23-41-2 / 17-22-0              | 210/217          | 73-264 / 59-443            | 214/174          | 3/2          |
| Northern Illinois | 0-63           | 23/28          | 11/15         | 9/12           | 3/1          | 46-114 / 49-332            | 20-37-1 / 20-26-0              | 153/278          | 83-267 / 75-610            | 77/33            | 4/1          |
| Akron             | 22-14          | 21/24          | 4/7           | 14/17          | 3/0          | 33-61 / 27-95              | 23-39-1 / 34-51-4              | 266/332          | 72-327 / 78-427            | 151/56           | 2/5          |
| Buffalo           | 19-29          | 20/20          | 2/7           | 14/12          | 4/1          | 35-49 / 41-168             | 20-40-2 / 19-31-1              | 215/237          | 75-264 / 72-405            | 151/137          | 2/2          |
| CENTRAL MICHIGAN  | 21-42          | 18/18          | 5/12          | 12/6           | 1/0          | 26-64 / 42-262             | 30-46-4 / 10-19-1              | 253/82           | 72-317 / 61-344            | 135/123          | 4/1          |
| <b>Totals</b>     | <b>152-482</b> | <b>206/282</b> | <b>69/130</b> | <b>119/135</b> | <b>18/17</b> | <b>415-1075 / 508-2684</b> | <b>238-445-19 / 228-353-13</b> | <b>2244/2822</b> | <b>860-3319 / 861-5506</b> | <b>1569/1227</b> | <b>28/19</b> |

|                   | 3rd Down               | 4th Down            | Time of                | T.O.P.        | Avg.             | Avg.             | Avg.             | Punting                  | Penalties              |
|-------------------|------------------------|---------------------|------------------------|---------------|------------------|------------------|------------------|--------------------------|------------------------|
|                   | Conversions            | Conversions         | Possession             | Margin        | Yards/Rush       | Yards/Pass       | Yards/Play       | Number-Avg.              | Number-Yds             |
| Connecticut       | 3-15 / 8-16            | 0-0 / 0-0           | 23:23 / 36:37          | -13:14        | 0.1/3.4          | 2.4/8.3          | 1.3/5.3          | 11-38.0/2-39.0           | 5-29/4-30              |
| Indiana           | 4-18 / 4-16            | 2-3 / 2-3           | 26:04 / 33:56          | -7:52         | 2.2/6.2          | 5.5/6.7          | 3.8/6.4          | 10-44.1/4-38.5           | 9-85/6-81              |
| #17 Michigan      | 7-17 / 7-11            | 0-0 / 1-1           | 29:03 / 30:57          | -1:54         | 3.1/6.8          | 4.9/11.6         | 3.9/8.6          | 7-38.3/3-41.3            | 10-69/5-40             |
| Miami (Ohio)      | 11-19 / 6-12           | 3-5 / 0-2           | 29:56 / 30:04          | -0:08         | 5.2/5.1          | 5.3/8.7          | 5.2/6.4          | 1-36.0/3-47.3            | 8-88/7-55              |
| Ohio              | 10-19 / 8-17           | 2-3 / 2-2           | 30:10 / 29:50          | 0:20          | 4.2/5.3          | 7.3/8.5          | 6.1/6.4          | 4-42.8/3-46.3            | 8-73/5-47              |
| Western Michigan  | 5-14 / 6-10            | 1-2 / 1-1           | 27:36 / 32:24          | -4:48         | 2.5/5.8          | 4.7/10.1         | 3.5/7.4          | 7-42.9/2-66.0            | 8-40/3-19              |
| Bowling Green     | 1-16 / 4-17            | 1-3 / 1-2           | 24:31 / 35:29          | -10:58        | 3.3/2.5          | 1.0/5.2          | 2.0/3.9          | 10-47.8/8-44.5           | 6-63/15-130            |
| Vanderbilt        | 5-17 / 3-9             | 2-5 / 1-2           | 34:06 / 25:54          | 8:12          | 1.7/6.1          | 5.1/9.9          | 3.6/7.5          | 6-42.7/3-47.0            | 11-94/11-80            |
| Northern Illinois | 6-18 / 9-11            | 1-6 / 0-1           | 30:57 / 29:03          | 1:54          | 2.5/6.8          | 4.1/10.7         | 3.2/8.1          | 5-43.8/1-46.0            | 2-20/10-88             |
| Akron             | 9-18 / 4-12            | 0-0 / 0-1           | 32:56 / 27:04          | 5:52          | 1.8/3.5          | 6.8/6.5          | 4.5/5.5          | 6-44.8/6-34.0            | 5-35/12-75             |
| Buffalo           | 7-18 / 6-12            | 1-2 / 0-0           | 30:00 / 30:00          | 0:00          | 1.4/4.1          | 5.4/7.6          | 3.5/5.6          | 6-42.2/6-39.3            | 2-20/10-98             |
| CENTRAL MICHIGAN  | 6-15 / 5-10            | 1-3 / 0-1           | 30:28 / 29:32          | 0:56          | 2.5 / 6.2        | 5.5/4.3          | 4.4/5.6          | 4-37.2 / 4-42.8          | 7-63 / 4-35            |
| <b>Totals</b>     | <b>74-205 / 70-152</b> | <b>14-35 / 7-15</b> | <b>354:35 / 365:25</b> | <b>-10:50</b> | <b>2.6 / 5.3</b> | <b>5.0 / 8.0</b> | <b>3.9 / 6.4</b> | <b>75-42.4 / 47-39.3</b> | <b>81-669 / 92-742</b> |

Statistics in UMass/opponent format

## UMASS SUPERLATIVES

### UMass Players

|                     |      |  |
|---------------------|------|--|
| Rushes              | 30   | Michael Cox at Miami (Sep 22, 2012)                            |
| Yards Rushing       | 188  | Michael Cox at Miami (Sep 22, 2012)                            |
| TD Rushes           | 2    | Michael Cox at Miami (Sep 22, 2012)                            |
| Long Rush           | 32   | Michael Cox vs Bowling Green (Oct 20, 2012)                    |
| Pass attempts       | 51   | Mike Wegzyn vs Ohio (Sep 29, 2012)                             |
| Pass completions    | 30   | A.J. Doyle vs Central Michigan (Nov 23, 2012)                  |
| Yards Passing       | 373  | Mike Wegzyn vs Ohio (Sep 29, 2012)                             |
| TD Passes           | 4    | Mike Wegzyn vs Ohio (Sep 29, 2012)                             |
| Long Pass           | 56   | Mike Wegzyn vs Indiana (Sep 8, 2012)                           |
| Receptions          | 11   | Deion Walker vs Ohio (Sep 29, 2012)                            |
| Yards Receiving     | 162  | Deion Walker vs Ohio (Sep 29, 2012)                            |
| TD Receptions       | 3    | Alan Williams vs Ohio (Sep 29, 2012)                           |
| Long Reception      | 56   | Marken Michel vs Indiana (Sep 8, 2012)                         |
| Field Goals         | 3    | Blake Lucas at Akron (Nov 10, 2012)                            |
| Long Field Goal     | 39   | Blake Lucas vs Buffalo (Nov 17, 2012)                          |
| Punts               | 10   | twice, last by Colter Johnson vs Bowling Green (Oct 20, 2012)  |
| Punting Avg         | 50.6 | Colter Johnson vs Buffalo (Nov 17, 2012)                       |
| Long Punt           | 66   | Colter Johnson vs Bowling Green (Oct 20, 2012)                 |
| Punts inside 20     | 4    | Colter Johnson at Akron (Nov 10, 2012)                         |
| Long Punt Return    | 29   | Trey Dudley-Giles at Western Michigan (Oct 6, 2012)            |
| Long Kickoff Return | 61   | Jordan Broadnax at Miami (Sep 22, 2012)                        |
| Tackles             | 18   | Perry McIntyre vs Central Michigan (Nov 23, 2012)              |
| Sacks               | 1.0  | 10x, last by Perry McIntyre vs Central Michigan (Nov 23, 2012) |
| Tackles For Loss    | 2.5  | Chaz Thompson at Miami (Sep 22, 2012)                          |
| Interceptions       | 1    | 13x, last by Darren Thellen vs Central Michigan (Nov 23, 2012) |

### UMass Team

|                  |      |   |
|------------------|------|---|
| Rushes           | 50   | at Miami (Sep 22, 2012)                       |
| Yards Rushing    | 258  | at Miami (Sep 22, 2012)                       |
| Yards Per Rush   | 5.2  | at Miami (Sep 22, 2012)                       |
| TD Rushes        | 2    | twice, last at Western Michigan (Oct 6, 2012) |
| Pass attempts    | 51   | vs Ohio (Sep 29, 2012)                        |
| Pass completions | 30   | vs Central Michigan (Nov 23, 2012)            |
| Yards Passing    | 373  | vs Ohio (Sep 29, 2012)                        |
| Yards Per Pass   | 7.3  | vs Ohio (Sep 29, 2012)                        |
| TD Passes        | 4    | vs Ohio (Sep 29, 2012)                        |
| Total Plays      | 90   | at Miami (Sep 22, 2012)                       |
| Total Offense    | 511  | vs Ohio (Sep 29, 2012)                        |
| Yards Per Play   | 6.1  | vs Ohio (Sep 29, 2012)                        |
| Points           | 34   | vs Ohio (Sep 29, 2012)                        |
| Sacks By         | 3    | at Miami (Sep 22, 2012)                       |
| First Downs      | 28   | vs Ohio (Sep 29, 2012)                        |
| Penalties        | 11   | at Vanderbilt (Oct 27, 2012)                  |
| Penalty Yards    | 94   | at Vanderbilt (Oct 27, 2012)                  |
| Turnovers        | 4    | 3x, last vs Central Michigan (Nov 23, 2012)   |
| Interceptions By | 4    | at Akron (Nov 10, 2012)                       |
| Punts            | 10   | 3x, last vs Bowling Green (Oct 20, 2012)      |
| Punting Avg      | 47.8 | vs Bowling Green (Oct 20, 2012)               |
| Long Punt        | 66   | vs Bowling Green (Oct 20, 2012)               |
| Punts inside 20  | 4    | at Akron (Nov 10, 2012)                       |
| Long Punt Return | 29   | at Western Michigan (Oct 6, 2012)             |

## OPPONENT SUPERLATIVES

### Opponent Players

|                     |      |   |
|---------------------|------|---|
| Rushes              | 43   | Beau Blankenship vs Ohio (Sep 29, 2012)               |
| Yards Rushing       | 269  | Beau Blankenship vs Ohio (Sep 29, 2012)               |
| TD Rushes           | 4    | TIPTON, Zurlon, vs Central Michigan (Nov 23, 2012)    |
| Long Rush           | 74   | Brian Kimbrow, at Vanderbilt (Oct 27, 2012)           |
| Pass attempts       | 51   | Dalton Williams at Akron (Nov 10, 2012)               |
| Pass completions    | 34   | Dalton Williams at Akron (Nov 10, 2012)               |
| Yards Passing       | 332  | Dalton Williams at Akron (Nov 10, 2012)               |
| TD Passes           | 5    | Tyler Van Tubbergen at Western Michigan (Oct 6, 2012) |
| Long Pass           | 66   | Denard Robinson at Michigan (Sep 15, 2012)            |
| Receptions          | 10   | 2x, last by Marquelo Suel at Akron (Nov 10, 2012)     |
| Yards Receiving     | 112  | Jordan Matthews at Vanderbilt (Oct 27, 2012)          |
| TD Receptions       | 2    | Dawan Scott at Miami (Ohio) (Sep 22, 2012)            |
| Long Reception      | 66   | Drew Dileo at Michigan (Sep 15, 2012)                 |
| Field Goals         | 3    | twice, last by Matt Weller vs Ohio (Sep 29, 2012)     |
| Long Field Goal     | 47   | Chad Christen at Connecticut (Aug 30, 2012)           |
| Punts               | 8    | Brian Schmiedebusch vs Bowling Green (Oct 20, 2012)   |
| Punting Avg         | 66.0 | J. Schroeder at Western Michigan (Oct 6, 2012)        |
| Long Punt           | 82   | J. Schroeder at Western Michigan (Oct 6, 2012)        |
| Punts inside 20     | 3    | Brian Schmiedebusch vs Bowling Green (Oct 20, 2012)   |
| Long Punt Return    | 40   | Jonathan Krause at Vanderbilt (Oct 27, 2012)          |
| Long Kickoff Return | 37   | Nick Williams at Connecticut (Aug 30, 2012)           |
| Tackles             | 15   | Khalil Mack vs Buffalo (Nov 17, 2012)                 |
| Sacks               | 3.0  | Steven Means vs Buffalo (Nov 17, 2012)                |
| Tackles For Loss    | 3.5  | 4x, last by Neal Huynh vs Ohio (Sep 29, 2012)         |
| Interceptions       | 2    | Jude Adjei-Barimah vs Bowling Green (Oct 20, 2012)    |

### Opponent Team

|                  |      |  |
|------------------|------|--|
| Rushes           | 54   | vs Indiana (Sep 8, 2012)                       |
| Yards Rushing    | 333  | vs Indiana (Sep 8, 2012)                       |
| Yards Per Rush   | 6.8  | at Michigan (Sep 15, 2012)                     |
| TD Rushes        | 6    | twice, last at Northern Illinois (Nov 3, 2012) |
| Pass attempts    | 51   | at Akron (Nov 10, 2012)                        |
| Pass completions | 34   | at Akron (Nov 10, 2012)                        |
| Yards Passing    | 332  | at Akron (Nov 10, 2012)                        |
| Yards Per Pass   | 11.8 | at Michigan (Sep 15, 2012)                     |
| TD Passes        | 5    | at Western Michigan (Oct 6, 2012)              |
| Total Plays      | 93   | vs Indiana (Sep 8, 2012)                       |
| Total Offense    | 610  | at Northern Illinois (Nov 3, 2012)             |
| Yards Per Play   | 8.8  | at Michigan (Sep 15, 2012)                     |
| Points           | 63   | twice, last at Northern Illinois (Nov 3, 2012) |
| Sacks By         | 8    | vs Buffalo (Nov 10, 2012)                      |
| First Downs      | 34   | vs Indiana (Sep 8, 2012)                       |
| Penalties        | 15   | vs Bowling Green (Oct 20, 2012)                |
| Penalty Yards    | 130  | vs Bowling Green (Oct 20, 2012)                |
| Turnovers        | 5    | at Akron (Nov 10, 2012)                        |
| Interceptions By | 4    | twice, last vs Central Michigan (Nov 23, 2012) |
| Punts            | 8    | vs Bowling Green (Oct 20, 2012)                |
| Punting Avg      | 66.0 | at Western Michigan (Oct 6, 2012)              |
| Long Punt        | 82   | at Western Michigan (Oct 6, 2012)              |
| Punts inside 20  | 3    | vs Bowling Green (Oct 20, 2012)                |
| Long Punt Return | 40   | at Vanderbilt (Oct 27, 2012)                   |



# RED-ZONE STATISTICS

## Massachusetts Inside Opponent Red-Zone

| Date             | Opponent             | Score   | times in RZ | times scored | points scored | TDs | rush TDs | pass TDs | FGs made | FGA | downs | Failed to score in RZ | int. | fumb | half | game |
|------------------|----------------------|---------|-------------|--------------|---------------|-----|----------|----------|----------|-----|-------|-----------------------|------|------|------|------|
| Aug 30           | at Connecticut       | L 0-37  | 0           | 0            | 0             | 0   | 0        | 0        | 0        | 0   | 0     | 0                     | 0    | 0    | 0    | 0    |
| Sept 8           | vs. Indiana          | L 6-45  | 2           | 1            | 6             | 1   | 1        | 0        | 0        | 1   | 0     | 0                     | 0    | 0    | 0    | 0    |
| Sept 15          | at Michigan          | L 13-63 | 2           | 2            | 6             | 0   | 0        | 0        | 2        | 0   | 0     | 0                     | 0    | 0    | 0    | 0    |
| Sept 22          | at Miami (Ohio)      | L 16-27 | 5           | 3            | 16            | 2   | 2        | 0        | 1        | 1   | 0     | 1                     | 0    | 0    | 0    | 0    |
| Sept 29          | Ohio                 | L 34-37 | 3           | 3            | 13            | 1   | 0        | 1        | 2        | 0   | 0     | 0                     | 0    | 0    | 0    | 0    |
| Oct 6            | at W. Michigan       | L 14-52 | 2           | 2            | 14            | 2   | 2        | 0        | 0        | 0   | 0     | 0                     | 0    | 0    | 0    | 0    |
| Oct 20           | Bowling Green        | L 0-24  | 0           | 0            | 0             | 0   | 0        | 0        | 0        | 0   | 0     | 0                     | 0    | 0    | 0    | 0    |
| Oct 27           | at Vanderbilt        | L 7-49  | 4           | 1            | 7             | 1   | 0        | 1        | 0        | 0   | 2     | 1                     | 0    | 0    | 0    | 0    |
| Nov 03           | at Northern Illinois | L 0-63  | 1           | 0            | 0             | 0   | 0        | 0        | 0        | 0   | 1     | 0                     | 0    | 0    | 0    | 0    |
| Nov 10           | at Akron             | W 22-14 | 5           | 4            | 16            | 1   | 1        | 0        | 3        | 0   | 0     | 1                     | 0    | 0    | 0    | 0    |
| Nov 17           | Buffalo              | L 19-29 | 4           | 3            | 16            | 2   | 1        | 1        | 1        | 0   | 1     | 0                     | 0    | 0    | 0    | 0    |
| Nov 23           | Central Michigan     | L 21-42 | 4           | 3            | 21            | 3   | 1        | 2        | 0        | 0   | 0     | 1                     | 0    | 0    | 0    | 0    |
| TOTALS           |                      |         | 32          | 22           | 115           | 13  | 8        | 5        | 9        | 2   | 4     | 4                     | 0    | 0    | 0    | 0    |
| 22 of 32 (68.8%) |                      |         |             |              |               |     |          |          |          |     |       |                       |      |      |      |      |

## Opponents Inside Massachusetts Red-Zone

| Date             | Opponent             | Score   | times in RZ | times scored | points scored | TDs | rush TDs | pass TDs | FGs made | FGA | downs | Failed to score in RZ | int. | fumb | half | game |
|------------------|----------------------|---------|-------------|--------------|---------------|-----|----------|----------|----------|-----|-------|-----------------------|------|------|------|------|
| Aug 30           | at Connecticut       | L 0-37  | 5           | 4            | 20            | 2   | 2        | 0        | 2        | 2   | 0     | 0                     | 1    | 0    | 0    | 0    |
| Sept 8           | vs. Indiana          | L 6-45  | 5           | 5            | 27            | 4   | 2        | 2        | 1        | 1   | 0     | 0                     | 0    | 0    | 0    | 0    |
| Sept 15          | at Michigan          | L 13-63 | 6           | 6            | 42            | 6   | 5        | 1        | 0        | 0   | 0     | 0                     | 0    | 0    | 0    | 0    |
| Sept 22          | at Miami (Ohio)      | L 16-27 | 2           | 2            | 14            | 2   | 1        | 1        | 0        | 0   | 0     | 0                     | 0    | 0    | 0    | 0    |
| Sept 29          | Ohio                 | L 34-37 | 6           | 5            | 23            | 2   | 1        | 1        | 3        | 1   | 0     | 0                     | 0    | 0    | 0    | 0    |
| Oct 6            | at W. Michigan       | L 14-52 | 8           | 8            | 52            | 7   | 2        | 5        | 1        | 0   | 0     | 0                     | 0    | 0    | 0    | 0    |
| Oct 20           | Bowling Green        | L 0-24  | 2           | 2            | 14            | 2   | 0        | 2        | 0        | 0   | 0     | 0                     | 0    | 0    | 0    | 0    |
| Oct 27           | at Vanderbilt        | L 7-49  | 4           | 2            | 14            | 2   | 1        | 1        | 0        | 0   | 1     | 0                     | 1    | 0    | 0    | 0    |
| Nov 03           | at Northern Illinois | L 0-63  | 9           | 8            | 56            | 8   | 5        | 3        | 0        | 0   | 1     | 0                     | 0    | 0    | 0    | 0    |
| Nov 10           | at Akron             | W 22-14 | 2           | 2            | 14            | 2   | 1        | 1        | 0        | 0   | 0     | 0                     | 0    | 0    | 0    | 0    |
| Nov 17           | Buffalo              | L 19-29 | 4           | 3            | 22            | 3   | 1        | 2        | 0        | 0   | 0     | 0                     | 1    | 0    | 0    | 0    |
| Nov 23           | Central Michigan     | L 21-42 | 6           | 5            | 35            | 5   | 4        | 1        | 0        | 0   | 1     | 0                     | 0    | 0    | 0    | 0    |
| TOTALS           |                      |         | 58          | 51           | 330           | 44  | 24       | 20       | 7        | 1   | 3     | 0                     | 3    | 0    | 0    | 0    |
| 51 of 58 (87.9%) |                      |         |             |              |               |     |          |          |          |     |       |                       |      |      |      |      |

# BY QUARTER STATISTICS

## 3rd-Down Conversions

| Date          | Opponent                | Score   | Overall      | 1st Qtr     | 2nd Qtr     | 3rd Qtr     | 4th Qtr     | OT  | Qtr  |
|---------------|-------------------------|---------|--------------|-------------|-------------|-------------|-------------|-----|------|
| Aug 30        | at Connecticut.....     | L 0-37  | 3-15 20.0%   | 0-3 0.0%    | 1-4 25.0%   | 2-5 40.0%   | 0-3 0.0%    |     |      |
| Sept 8        | Indiana.....            | L 6-45  | 4-18 22.2%   | 2-6 33.3%   | 0-3 0.0%    | 0-4 0.0%    | 2-5 40.0%   |     |      |
| Sept 15       | at Michigan.....        | L 13-63 | 7-18 38.9%   | 2-4 50.0%   | 1-5 20.0%   | 2-5 40.0%   | 2-4 50.0%   |     |      |
| Sept 22*      | at Miami.....           | L 16-27 | 11-19 57.9%  | 1-4 25.0%   | 4-7 57.1%   | 3-3 100.0%  | 3-5 60.0%   |     |      |
| Sept 29*      | Ohio.....               | L 34-37 | 10-19 52.6%  | 5-6 83.3%   | 2-4 50.0%   | 3-5 60.0%   | 0-4 0.0%    |     |      |
| Oct 8*        | at Western Michigan.... | L 14-52 | 5-14 35.7%   | 1-4 25.0%   | 4-6 66.7%   | 0-2 0.0%    | 0-2 0.0%    |     |      |
| Oct 20*       | Bowling Green.....      | L 0-24  | 1-16 6.2%    | 0-4 0.0%    | 0-5 0.0%    | 1-4 25.0%   | 0-3 0.0%    |     |      |
| Oct 27        | at Vanderbilt.....      | L 7-49  | 5-17 29.4%   | 0-2 0.0%    | 2-4 50.0%   | 1-6 16.7%   | 2-5 40.0%   |     |      |
| Nov 03*       | at Northern Illinois... | L 0-63  | 6-18 33.3%   | 1-5 20.0%   | 2-5 40.0%   | 1-2 50.0%   | 2-6 33.3%   |     |      |
| Nov 10*       | at Akron.....           | W 22-14 | 9-18 50.0%   | 4-5 80.0%   | 2-6 33.3%   | 1-3 33.3%   | 2-4 50.0%   |     |      |
| Nov 17*       | Buffalo.....            | L 19-29 | 7-18 38.9%   | 3-5 60.0%   | 3-6 50.0%   | 1-4 25.0%   | 0-3 0.0%    |     |      |
| *Nov 23       | Central Michigan.....   | L 21-42 | 6-15 40.0%   | 1-3 33.3%   | 4-6 66.7%   | 0-2 0.0%    | 1-4 25.0%   |     |      |
| Massachusetts |                         |         | 74-205 36.1% | 20-51 39.2% | 25-61 41.0% | 15-45 33.3% | 14-48 29.2% | 0-0 | 0.0% |
| Opponents     |                         |         | 70-152 46.1% | 16-36 44.4% | 20-42 47.6% | 19-35 54.3% | 15-39 38.5% | 0-0 | 0.0% |

## 4th-Down Conversions

| Date          | Opponent                | Score   | Overall     | 1st Qtr    | 2nd Qtr    | 3rd Qtr    | 4th Qtr    | OT  | Qtr  |
|---------------|-------------------------|---------|-------------|------------|------------|------------|------------|-----|------|
| Aug 30        | at Connecticut.....     | L 0-37  | 0-1 0.0%    | 0-0 0.0%   | 0-0 0.0%   | 0-0 0.0%   | 0-1 0.0%   |     |      |
| Sept 8        | Indiana.....            | L 6-45  | 2-3 66.7%   | 0-1 0.0%   | 0-0 0.0%   | 1-1 100.0% | 1-1 100.0% |     |      |
| Sept 15       | at Michigan.....        | L 13-63 | 0-2 0.0%    | 0-0 0.0%   | 0-0 0.0%   | 0-2 0.0%   | 0-0 0.0%   |     |      |
| Sept 22*      | at Miami.....           | L 16-27 | 3-5 60.0%   | 1-1 100.0% | 0-2 0.0%   | 0-0 0.0%   | 2-2 100.0% |     |      |
| Sept 29*      | Ohio.....               | L 34-37 | 2-3 66.7%   | 0-0 0.0%   | 0-0 0.0%   | 1-1 100.0% | 1-2 50.0%  |     |      |
| Oct 8*        | at Western Michigan.... | L 14-52 | 1-2 50.0%   | 0-0 0.0%   | 0-0 0.0%   | 0-0 0.0%   | 1-2 50.0%  |     |      |
| Oct 20*       | Bowling Green.....      | L 0-24  | 1-3 33.3%   | 0-0 0.0%   | 1-2 50.0%  | 0-1 0.0%   | 0-0 0.0%   |     |      |
| Oct 27        | at Vanderbilt.....      | L 7-49  | 2-5 40.0%   | 0-0 0.0%   | 0-2 0.0%   | 0-0 0.0%   | 2-3 66.7%  |     |      |
| Nov 03*       | at Northern Illinois... | L 0-63  | 1-6 16.7%   | 0-2 0.0%   | 0-2 0.0%   | 0-0 0.0%   | 1-2 50.0%  |     |      |
| Nov 10*       | at Akron.....           | W 22-14 | 0-0 0.0%    | 0-0 0.0%   | 0-0 0.0%   | 0-0 0.0%   | 0-0 0.0%   |     |      |
| Nov 17*       | Buffalo.....            | L 19-29 | 1-2 50.0%   | 0-1 0.0%   | 0-0 0.0%   | 0-0 0.0%   | 1-1 100.0% |     |      |
| *Nov 23       | Central Michigan.....   | L 21-42 | 1-3 33.3%   | 0-1 0.0%   | 1-1 100.0% | 0-0 0.0%   | 0-1 0.0%   |     |      |
| Massachusetts |                         |         | 14-35 40.0% | 1-6 16.7%  | 2-9 22.2%  | 2-5 40.0%  | 9-15 60.0% | 0-0 | 0.0% |
| Opponents     |                         |         | 7-15 46.7%  | 1-3 33.3%  | 1-3 33.3%  | 2-2 100.0% | 3-7 42.9%  | 0-0 | 0.0% |

## Time of Possession

| Date          | Opponent                | Score   | Overall      | 1st Qtr | 2nd Qtr | 3rd Qtr | 4th Qtr | OT   | Qtr |
|---------------|-------------------------|---------|--------------|---------|---------|---------|---------|------|-----|
| Aug 30        | at Connecticut.....     | L 0-37  | 23:40        | 5:47    | 5:22    | 7:18    | 5:13    |      |     |
| Sept 8        | Indiana.....            | L 6-45  | 26:04        | 8:38    | 4:18    | 7:06    | 6:02    |      |     |
| Sept 15       | at Michigan.....        | L 13-63 | 34:11        | 7:09    | 6:44    | 12:58   | 7:20    |      |     |
| Sept 22*      | at Miami.....           | L 16-27 | 29:56        | 8:37    | 8:15    | 4:21    | 8:43    |      |     |
| Sept 29*      | Ohio.....               | L 34-37 | 30:10        | 6:24    | 6:27    | 10:12   | 7:07    |      |     |
| Oct 8*        | at Western Michigan.... | L 14-52 | 27:36        | 8:44    | 10:06   | 3:00    | 5:46    |      |     |
| Oct 20*       | Bowling Green.....      | L 0-24  | 24:31        | 4:55    | 7:36    | 7:16    | 4:44    |      |     |
| Oct 27        | at Vanderbilt.....      | L 7-49  | 34:06        | 6:35    | 7:25    | 10:15   | 9:51    |      |     |
| Nov 03*       | at Northern Illinois... | L 0-63  | 30:57        | 7:52    | 9:05    | 4:02    | 9:58    |      |     |
| Nov 10*       | at Akron.....           | W 22-14 | 32:56        | 9:39    | 7:34    | 6:40    | 9:03    |      |     |
| Nov 17*       | Buffalo.....            | L 19-29 | 30:00        | 8:50    | 8:33    | 7:12    | 5:25    |      |     |
| *Nov 23       | Central Michigan.....   | L 21-42 | 30:28        | 5:05    | 10:31   | 6:48    | 8:04    |      |     |
| Massachusetts |                         |         | Total 354:35 | 88:15   | 91:56   | 87:08   | 87:16   | 0:00 |     |
| Avg.          |                         |         | 29:32        | 7:21    | 7:39    | 7:15    | 7:16    | 0:00 |     |
| Opponents     |                         |         | Total 365:25 | 91:45   | 88:04   | 92:52   | 92:44   | 0:00 |     |
| Avg.          |                         |         | 30:27        | 7:38    | 7:20    | 7:44    | 7:43    | 0:00 |     |

# GAME ONE

**MASSACHUSETTS 0 0 0 0 0**  
**CONNECTICUT 7 13 7 10 37**  
 Aug. 30, 2012 | Rentschler Stadium | East Hartford, Conn. | 7:30 PM | Atten: 35,000

## SCORING SUMMARY

|     |       |       |   |        |
|-----|-------|-------|---|--------|
| 1st | 05:59 | UConn | McCOMBS, Lyle 1 yd run (CHRISTEN, Chad kick)                  | 0 - 7  |
|     |       |       | 12 plays, 75 yards, TOP 7:29                                  |        |
| 2nd | 09:04 | UConn | CHRISTEN, Chad 36 yd field goal                               | 0 - 10 |
|     |       |       | 13 plays, 51 yards, TOP 5:44                                  |        |
|     | 02:47 | UConn | CHRISTEN, Chad 47 yd field goal                               | 0 - 13 |
|     |       |       | 7 plays, 25 yards, TOP 1:57                                   |        |
|     | 01:49 | UConn | GRATZ, Dwayne 37 yd interception return (CHRISTEN, Chad kick) | 0 - 20 |
|     |       |       |   | 0 - 27 |
| 3rd | 04:12 | UConn | DeLORENZO, Max 0 yd blocked punt return (CHRISTEN, Chad kick) | 0 - 27 |
|     |       |       |   | 0 - 34 |
| 4th | 08:24 | UConn | McCUMMINGS, Sc. 1 yd run (CHRISTEN, Chad kick)                | 0 - 34 |
|     |       |       | 4 plays, 47 yards, TOP 2:05                                   |        |
|     | 01:36 | UConn | CHRISTEN, Chad 19 yd field goal                               | 0 - 37 |
|     |       |       | 9 plays, 33 yards, TOP 4:45                                   |        |

## TEAM STATS

| TEAM TOTALS                    | UMASS   | UConn   |
|--------------------------------|---------|---------|
| FIRST DOWNS                    | 3       | 16      |
| Rushing                        | 1       | 3       |
| Passing                        | 2       | 13      |
| Penalty                        | 0       | 0       |
| NET YARDS RUSHING              | 2       | 150     |
| Rushing Attempts               | 25      | 42      |
| Average Per Rush               | 0.1     | 3.6     |
| Rushing Touchdowns             | 0       | 2       |
| Yards Gained Rushing           | 45      | 159     |
| Yards Lost Rushing             | 43      | 9       |
| NET YARDS PASSING              | 60      | 225     |
| Completions-Attempts-Int       | 10-24-1 | 16-27-2 |
| Average Per Attempt            | 2.5     | 8.3     |
| Average Per Completion         | 6.0     | 14.1    |
| Passing Touchdowns             | 0       | 0       |
| TOTAL OFFENSE YARDS            | 62      | 375     |
| Total offense plays            | 49      | 69      |
| Average Gain Per Play          | 1.3     | 5.4     |
| Fumbles: Number-Lost           | 0-0     | 1-1     |
| Penalties: Number-Yards        | 5-29    | 4-30    |
| PUNTS-YARDS                    | 10-378  | 3-38    |
| Average Yards Per Punt         | 37.8    | 12.7    |
| Net Yards Per Punt             | 29.1    | 6.0     |
| Inside 20                      | 0       | 1       |
| 50+ Yards                      | 0       | 0       |
| Touchbacks                     | 0       | 1       |
| Fair catch                     | 2       | 0       |
| KICKOFFS-YARDS                 | 1-60    | 8-516   |
| Average Yards Per Kickoff      | 60.0    | 64.5    |
| Net Yards Per Kickoff          | 23.0    | 43.0    |
| Touchbacks                     | 0       | 3       |
| Punt returns: Number-Yards-TD  | 0-0-0   | 4-87-1  |
| Average Per Return             | 0.0     | 21.8    |
| Kickoff returns: Number-Yds-TD | 5-97-0  | 1-37-0  |
| Average Per Return             | 19.4    | 37.0    |
| Interceptions: Number-Yds-TD   | 2-20-0  | 1-37-1  |
| Fumble Returns: Number-Yds-TD  | 0-0-0   | 0-0-0   |
| Miscellaneous Yards            | 0       | 0       |
| Possession Time                | 23:40   | 36:20   |
| 1st Quarter                    | 5:47    | 9:13    |
| 2nd Quarter                    | 5:22    | 9:38    |
| 3rd Quarter                    | 7:18    | 7:42    |
| 4th Quarter                    | 5:13    | 9:47    |
| Third-Down Conversions         | 3 of 15 | 8 of 16 |
| Fourth-Down Conversions        | 0 of 1  | 0 of 0  |
| Red-Zone Scores-Chances        | 0-0     | 4-5     |
| Touchdowns                     | 0-0     | 2-5     |
| Field goals                    | 0-0     | 2-5     |
| Sacks By: Number-Yards         | 0-0     | 2-16    |
| PAT Kicks                      | 0-0     | 4-4     |
| Field Goals                    | 0-0     | 3-3     |



Darren Thellen's acrobatic play to knock a thrown away UConn pass back in-bounds for an interception in the first half was named ESPN Sports Center's No. 1 Play of the Day.

**EAST HARTFORD, Conn.** - Despite forcing three turnovers on defense, the UMass football team was unable to capitalize, falling 37-0 on Thursday night at Connecticut in the Minutemen's FBS era debut. Antoine Tharpe and Tom Brandt each had interceptions, while Greg Hilliard had a fumble recovery. The game was the first meeting between the two former Yankee Conference/Atlantic 10 rivals since the 1999 season - the last for UConn before moving to the FBS ranks.

The Minutemen fall to 0-1 on the season, while the Huskies start the season with a 1-0 record. UMass will host its first-ever FBS home game on Saturday, Sept. 8 as Indiana visits Gillette Stadium.

UConn's Chandler Whitmer threw for 219 yards going 15-for-25, while Lyle McCombs ran for 82 yards and a touchdown. Dwayne Gratz had a key interception return for a touchdown prior to halftime, while Taylor Mack blocked a UMass punt that was recovered for a touchdown in late in the third quarter.

Jeremy Davis paced the Huskies' receiving corps with five catches for 79 yards. UConn finished the night with 372 total yards to UMass' 59.

In his collegiate debut for the Minutemen, Mike Wegzyn was 9-for-22 for 56 yards, freshman A.J. Doyle also saw action, entering the game with 8:24 remaining. Redshirt junior Rob Blanchflower made two catches for 17 yards, while freshman Tajae Sharpe had one catch for 15 yards. Chris Burns carried the ball 11 times for a total of 17 yards.

## UMass

| RUSHING   | No. | Gain | Loss | Net | TD | Lg | Avg. |
|-----------|-----|------|------|-----|----|----|------|
| Burns     | 11  | 26   | 9    | 17  | 0  | 9  | 1.5  |
| Smith     | 1   | 2    | 0    | 2   | 0  | 2  | 2.0  |
| Cox       | 5   | 5    | 9    | -4  | 0  | 5  | -0.8 |
| Broadnax  | 2   | 1    | 9    | -8  | 0  | 1  | -4.0 |
| Wegzyn    | 4   | 8    | 16   | -8  | 0  | 5  | -2.0 |
| Doyle     | 1   | 0    | 0    | 0   | 0  | 0  | 0.0  |
| Totals... | 25  | 45   | 43   | 3   | 0  | 9  | 0.1  |

| PASSING   | Cmp-Att-Int | Yds | TD | Long | Sack |
|-----------|-------------|-----|----|------|------|
| Wegzyn    | 9-22-1      | 56  | 0  | 15   | 2    |
| Doyle     | 1-2-0       | 4   | 0  | 4    | 0    |
| Totals... | 10-24-1     | 60  | 0  | 15   | 2    |

| RECEIVING    | No. | Yds | TD | Lg |
|--------------|-----|-----|----|----|
| Michel       | 3   | 14  | 0  | 5  |
| Blanchflower | 2   | 17  | 0  | 9  |
| Burns        | 2   | 13  | 0  | 11 |
| Sharpe       | 1   | 15  | 0  | 15 |
| Broadnax     | 1   | -3  | 0  | 0  |
| Totals...    | 9   | 56  | 0  | 15 |

## UConn

| RUSHING    | No. | Gain | Loss | Net | TD | Lg | Avg. |
|------------|-----|------|------|-----|----|----|------|
| McCombs    | 23  | 89   | 7    | 82  | 1  | 12 | 3.6  |
| Williams   | 3   | 24   | 0    | 24  | 0  | 14 | 8.0  |
| DeLorenzo  | 4   | 22   | 0    | 22  | 0  | 18 | 5.5  |
| McCummings | 7   | 15   | 2    | 13  | 1  | 4  | 1.9  |
| Hyppolite  | 3   | 5    | 0    | 5   | 0  | 3  | 1.7  |
| Whitmer    | 2   | 4    | 0    | 4   | 0  | 2  | 2.0  |
| TEAM       | 1   | 0    | 3    | -3  | 0  | 0  | -3.0 |
| Totals...  | 43  | 159  | 12   | 147 | 2  | 18 | 3.4  |

| PASSING   | Cmp-Att-Int | Yds | TD | Long | Sack |
|-----------|-------------|-----|----|------|------|
| Whitmer   | 15-25-2     | 219 | 0  | 34   | 0    |
| McEntree  | 1-2-0       | 6   | 0  | 6    | 0    |
| Totals... | 16-27-2     | 225 | 0  | 34   | 0    |

| RECEIVING | No. | Yds | TD | Lg |
|-----------|-----|-----|----|----|
| Davis     | 5   | 79  | 0  | 26 |
| Smith     | 3   | 30  | 0  | 14 |
| McCombs   | 2   | 23  | 0  | 12 |
| Phillips  | 2   | 21  | 0  | 15 |
| Griffin   | 1   | 34  | 0  | 34 |
| Williams  | 1   | 16  | 0  | 16 |
| Osiecki   | 1   | 16  | 0  | 16 |
| Jones     | 1   | 6   | 0  | 6  |
| Totals... | 16  | 225 | 0  | 34 |





# GAME TWO

|   |           |           |          |          |           |
|---|-----------|-----------|----------|----------|-----------|
| <b>INDIANA</b>  | <b>21</b> | <b>17</b> | <b>0</b> | <b>7</b> | <b>45</b> |
| <b>MASSACHUSETTS</b>  | <b>6</b>  | <b>0</b>  | <b>0</b> | <b>0</b> | <b>6</b>  |
| Sept. 8, 2012   Gillette Stadium   Foxboro, Mass.   3:30 PM   Atten: 16,304 |           |           |          |          |           |

## SCORING SUMMARY

|     |       |       |  |        |
|-----|-------|-------|--|--------|
| 1st | 12:13 | IND   | Roberson, Tre 50 yd run (Ewald, Mitch kick)                  |        |
|     |       |       | 1 play, 50 yards, TOP 0:10                                   | 7 - 0  |
|     | 11:26 | UMASS | Mike Wegzyn 16 yd run (Blake Lucas kick failed)              |        |
|     |       |       | 3 plays, 75 yards, TOP 0:47                                  | 7 - 6  |
|     | 10:24 | IND   | Roberson, Tre 39 yd run (Ewald, Mitch kick)                  |        |
|     |       |       | 4 plays, 75 yards, TOP 1:02                                  | 14 - 6 |
|     | 07:27 | IND   | Wynn, Shane 5 yd pass from Roberson, Tre (Ewald, Mitch kick) |        |
|     |       |       | 6 plays, 76 yards, TOP 1:13                                  | 21 - 6 |
| 2nd | 12:36 | IND   | Ewald, Mitch 19 yd field goal                                |        |
|     |       |       | 12 plays, 74 yards, TOP 3:47                                 | 24 - 6 |
|     | 08:13 | IND   | Houston, S. 2 yd run (Ewald, Mitch kick)                     |        |
|     |       |       | 8 plays, 65 yards, TOP 3:21                                  | 31 - 6 |
|     | 02:15 | IND   | Roundtree, I. 2 yd run (Ewald, Mitch kick)                   |        |
|     |       |       | 12 plays, 78 yards, TOP 4:08                                 | 38 - 6 |
| 4th | 13:09 | IND   | Love III, C. 12 yd pass from Coffman, C. (Ewald, Mitch kick) |        |
|     |       |       | 14 plays, 80 yards, TOP 4:47                                 | 45 - 6 |

## TEAM STATS

| TEAM TOTALS                    | INDIANA | UMASS   |
|--------------------------------|---------|---------|
| FIRST DOWNS                    | 34      | 14      |
| Rushing                        | 17      | 6       |
| Passing                        | 12      | 7       |
| Penalty                        | 5       | 1       |
| NET YARDS RUSHING              | 333     | 78      |
| Rushing Attempts               | 54      | 36      |
| Average Per Rush               | 6.2     | 2.2     |
| Rushing Touchdowns             | 4       | 1       |
| Yards Gained Rushing           | 357     | 119     |
| Yards Lost Rushing             | 24      | 41      |
| NET YARDS PASSING              | 263     | 186     |
| Completions-Attempts-Int       | 25-39-1 | 21-34-0 |
| Average Per Attempt            | 6.7     | 5.5     |
| Average Per Completion         | 10.5    | 8.9     |
| Passing Touchdowns             | 2       | 0       |
| TOTAL OFFENSE YARDS            | 596     | 264     |
| Total offense plays            | 93      | 70      |
| Average Gain Per Play          | 6.4     | 3.8     |
| Fumbles: Number-Lost           | 1-0     | 0-0     |
| Penalties: Number-Yards        | 6-81    | 9-85    |
| PUNTS-YARDS                    | 4-154   | 10-441  |
| Average Yards Per Punt         | 38.5    | 44.1    |
| Net Yards Per Punt             | 37.2    | 36.0    |
| Inside 20                      | 2       | 1       |
| 50+ Yards                      | 0       | 3       |
| Touchbacks                     | 0       | 2       |
| Fair catch                     | 0       | 0       |
| KICKOFFS-YARDS                 | 8-519   | 2-125   |
| Average Yards Per Kickoff      | 64.9    | 62.5    |
| Net Yards Per Kickoff          | 38.0    | 42.0    |
| Touchbacks                     | 6       | 1       |
| Punt returns: Number-Yards-TD  | 2-5-0   | 3-5-0   |
| Average Per Return             | 2.5     | 1.7     |
| Kickoff returns: Number-Yds-TD | 1-16-0  | 2-65-0  |
| Average Per Return             | 16.0    | 32.5    |
| Interceptions: Number-Yds-TD   | 0-0-0   | 1-21-0  |
| Fumble Returns: Number-Yds-TD  | 0-0-0   | 0-0-0   |
| Miscellaneous Yards            | 0       | 0       |
| Possession Time                | 33:56   | 26:04   |
| 1st Quarter                    | 6:22    | 8:38    |
| 2nd Quarter                    | 10:42   | 4:18    |
| 3rd Quarter                    | 7:54    | 7:06    |
| 4th Quarter                    | 8:58    | 6:02    |
| Third-Down Conversions         | 4 of 16 | 4 of 18 |
| Fourth-Down Conversions        | 2 of 3  | 2 of 3  |
| Red-Zone Scores-Chances        | 5-5     | 1-2     |
| Touchdowns                     | 4-5     | 1-2     |
| Field goals                    | 1-5     | 0-2     |
| Sacks By: Number-Yards         | 2-17    | 1-3     |
| PAT Kicks                      | 6-6     | 0-1     |
| Field Goals                    | 1-1     | 0-1     |



Mike Wegzyn scored UMass' first-ever FBS touchdown on a 16-yard scamper in the first quarter against Indiana. The play was set-up by a 56-yard pass from Wegzyn to Marken Michel to start the drive.

FOXBOROUGH, Mass. - Indiana put together consecutive 75-yard scoring drives in the second quarter to pull away from UMass en route to a 45-6 win in the Minutemen's inaugural FBS home game at Gillette Stadium.

The UMass offense showed improvement from last week's setback at UConn, totaling 264 yards of offense. Quarterbacks Mike Wegzyn and A.J. Doyle combined to throw for 186 yards on 21-of-34 passing. Wegzyn finished with 151 yards on 18-of-26.

The defense recorded an interception for the second-consecutive game when Derren Thellen picked-off Tre Roberson midway through the first quarter. Thellen finished with a game-high 11 stops. Perry McIntyre added nine tackles and Tom Brandt led a group of players with six each.

Indiana finished with 606 total yards and 321 on the ground. Roberson rushed for a game-high 105 yards on four carries and threw for 98 yards on 6-of-11 with a touchdown before leaving the game in the second quarter with a left leg injury.

Indiana got on the board on its second possession when Roberson scored on a 50-yard draw play up the middle.

UMass responded with a 3-play, 75-yard drive that was highlighted by Wegzyn's 56-yard pass to Marken Michel and put the Minutemen in the IU red zone. Two plays later Wegzyn rushed for 16 yards out for his first career touchdown.

The Hoosiers answered with score on their next two possessions. A Roberson 39-yard run followed by a 5-yard pass to Shane Wynn.

UMass got a shot of momentum when Thellen intercepted Roberson but the drive stalled at the Hoosier 24 when the Minutemen's first fourth-down attempt of the year came up inches short.

Mitch Ewald capped off a 12-play, 75-yard drive with a 19-yard field goal to extend the IU advantage to 24-6 with 12:36 in the second quarter. The play came after Roberson was hit hard on a rush that saw him leave the game in an ambulance with a left leg injury.

With 8:13 to play in the opening half, IU's Stephen Houston gave the visitors a 31-6 lead on a 2-yard TD rush. The Hoosiers added seven more on Isaiah Roundtree's 2-yard scamper with 2:15 left as they claimed a 38-6 halftime lead.

## Indiana

| RUSHING   | No. | Gain | Loss | Net | TD | Lg | Avg. |
|-----------|-----|------|------|-----|----|----|------|
| Roberson  | 5   | 114  | 0    | 114 | 2  | 50 | 22.8 |
| Coleman   | 14  | 86   | 0    | 86  | 0  | 17 | 6.1  |
| Roundtree | 10  | 59   | 2    | 57  | 1  | 16 | 5.7  |
| Roberts   | 10  | 53   | 0    | 53  | 0  | 15 | 5.3  |
| Houston   | 9   | 31   | 7    | 24  | 1  | 11 | 2.7  |
| Totals... | 54  | 357  | 24   | 333 | 4  | 50 | 6.2  |

| PASSING   | Cmp-Att-Int | Yds | TD | Long | Sack |
|-----------|-------------|-----|----|------|------|
| Coffman   | 16-22-0     | 159 | 1  | 31   | 1    |
| Roberson  | 6-13-1      | 76  | 1  | 34   | 0    |
| Sudfeld   | 3-4-0       | 28  | 0  | 22   | 0    |
| Totals... | 25-39-1     | 263 | 2  | 34   | 1    |

| RECEIVING | No. | Yds | TD | Lg |
|-----------|-----|-----|----|----|
| Latimer   | 5   | 68  | 0  | 34 |
| Wynn      | 4   | 28  | 1  | 13 |
| Chester   | 4   | 27  | 0  | 10 |
| Bolser    | 3   | 33  | 0  | 16 |
| Coleman   | 2   | 19  | 0  | 13 |
| Love III  | 2   | 19  | 1  | 12 |
| Houston   | 1   | 31  | 0  | 31 |
| Roberts   | 1   | 22  | 0  | 22 |
| Hughes    | 1   | 10  | 0  | 10 |
| Roundtree | 1   | 4   | 0  | 4  |
| Blackwell | 1   | 2   | 0  | 2  |
| Totals... | 25  | 263 | 2  | 34 |

## UMass

| RUSHING   | No. | Gain | Loss | Net | TD | Lg | Avg. |
|-----------|-----|------|------|-----|----|----|------|
| Cox       | 15  | 49   | 13   | 36  | 0  | 17 | 2.4  |
| Wegzyn    | 7   | 39   | 7    | 32  | 1  | 16 | 4.6  |
| Broadnax  | 8   | 9    | 4    | 5   | 0  | 3  | 0.6  |
| Doyle     | 3   | 16   | 11   | 5   | 0  | 12 | 1.7  |
| Bedell    | 3   | 6    | 6    | 0   | 0  | 4  | 0.0  |
| Totals... | 36  | 119  | 41   | 78  | 1  | 17 | 2.2  |

| PASSING   | Cmp-Att-Int | Yds | TD | Long | Sack |
|-----------|-------------|-----|----|------|------|
| Wegzyn    | 18-26-0     | 151 | 0  | 56   | 1    |
| Doyle     | 3-8-0       | 35  | 0  | 18   | 1    |
| Totals... | 21-34-0     | 186 | 0  | 56   | 2    |

| RECEIVING    | No. | Yds | TD | Lg |
|--------------|-----|-----|----|----|
| Michel       | 5   | 68  | 0  | 56 |
| Cox          | 4   | -2  | 0  | 3  |
| Sharpe       | 3   | 33  | 0  | 18 |
| Blanchflower | 3   | 26  | 0  | 12 |
| Williams     | 2   | 5   | 0  | 5  |
| Walker       | 1   | 24  | 0  | 24 |
| Broadnax     | 1   | 15  | 0  | 7  |
| Bedell       | 1   | 10  | 0  | 10 |
| Beck         | 1   | 7   | 0  | 7  |
| Totals...    | 21  | 186 | 0  | 56 |

# GAME THREE

**MASSACHUSETTS 0 13 0 0 13**  
**#17 MICHIGAN 14 28 14 7 63**  
**Sept. 15, 2012 | Michigan Stadium | Ann Arbor, Mich. | 3:30 PM | Atten: 110,708**

## SCORING SUMMARY

|     |       |       |  |         |
|-----|-------|-------|--|---------|
| 1st | 12:39 | MICH  | Funchess, Devin 26 yd pass from Robinson, D. (Gibbons, B. kick)    | 0 - 7   |
|     | 03:10 | MICH  | Toussaint, F. 11 yd run (Gibbons, B. kick)                         | 0 - 14  |
| 2nd | 13:44 | UMASS | Brendon Levensgood 25 yd field goal                                | 3 - 14  |
|     | 13:05 | MICH  | Smith, Vincent 5 yd run (Gibbons, B. kick)                         | 3 - 21  |
|     | 09:49 | UMASS | Christian Birt 32 yd interception return (Brendon Levensgood kick) | 10 - 21 |
|     | 06:47 | MICH  | Gardner, Devin 42 yd pass from Robinson, D. (Gibbons, B. kick)     | 10 - 28 |
|     | 04:00 | MICH  | Robinson, D. 36 yd run (Gibbons, B. kick)                          | 10 - 35 |
|     | 02:07 | UMASS | Brendon Levensgood 32 yd field goal                                | 13 - 35 |
|     | 00:19 | MICH  | Lewan, Taylor 0 yd fumble recovery (Gibbons, B. kick)              | 13 - 42 |
| 3rd | 10:25 | MICH  | Roundtree, Roy 18 yd pass from Robinson, D. (Gibbons, B. kick)     | 13 - 49 |
|     | 02:58 | MICH  | Smith, Vincent 9 yd run (Gibbons, B. kick)                         | 13 - 56 |
| 4th | 08:24 | MICH  | Hayes, Justice 1 yd run (Broekhuizen, S. kick)                     | 13 - 63 |

## TEAM STATS

| TEAM TOTALS                    | UMASS   | MICH    |
|--------------------------------|---------|---------|
| FIRST DOWNS                    | 15      | 26      |
| Rushing                        | 6       | 12      |
| Passing                        | 9       | 13      |
| Penalty                        | 0       | 1       |
| NET YARDS RUSHING              | 89      | 266     |
| Rushing Attempts               | 40      | 39      |
| Average Per Rush               | 2.2     | 6.8     |
| Rushing Touchdowns             | 0       | 6       |
| Yards Gained Rushing           | 152     | 281     |
| Yards Lost Rushing             | 63      | 15      |
| NET YARDS PASSING              | 147     | 296     |
| Completions-Attempts-Int       | 15-30-0 | 16-25-1 |
| Average Per Attempt            | 4.9     | 11.8    |
| Average Per Completion         | 9.8     | 18.5    |
| Passing Touchdowns             | 0       | 3       |
| TOTAL OFFENSE YARDS            | 236     | 562     |
| Total offense plays            | 70      | 64      |
| Average Gain Per Play          | 3.4     | 8.8     |
| Fumbles: Number-Lost           | 4-1     | 2-0     |
| Penalties: Number-Yards        | 10-59   | 5-40    |
| PUNTS-YARDS                    | 6-231   | 4-87    |
| Average Yards Per Punt         | 38.5    | 21.8    |
| Net Yards Per Punt             | 36.7    | 25.2    |
| Inside 20                      | 1       | 2       |
| 50+ Yards                      | 1       | 1       |
| Touchbacks                     | 0       | 0       |
| Fair catch                     | 3       | 1       |
| KICKOFFS-YARDS                 | 4-223   | 10-583  |
| Average Yards Per Kickoff      | 55.8    | 58.3    |
| Net Yards Per Kickoff          | 39.8    | 39.7    |
| Touchbacks                     | 1       | 3       |
| Punt returns: Number-Yards-TD  | 3--14-0 | 1-11-0  |
| Average Per Return             | -4.7    | 11.0    |
| Kickoff returns: Number-Yds-TD | 6-126-0 | 2-44-0  |
| Average Per Return             | 21.0    | 22.0    |
| Interceptions: Number-Yds-TD   | 1-32-1  | 0-0-0   |
| Fumble Returns: Number-Yds-TD  | 0-0-0   | 0-0-0   |
| Miscellaneous Yards            | 0       | 0       |
| Possession Time                | 34:11   | 25:49   |
| 1st Quarter                    | 7:09    | 7:51    |
| 2nd Quarter                    | 6:44    | 8:16    |
| 3rd Quarter                    | 12:58   | 2:02    |
| 4th Quarter                    | 7:20    | 7:40    |
| Third-Down Conversions         | 7 of 18 | 7 of 10 |
| Fourth-Down Conversions        | 0 of 2  | 0 of 0  |
| Red-Zone Scores-Chances        | 2-2     | 5-5     |
| Touchdowns                     | 0-2     | 5-5     |
| Field goals                    | 2-2     | 0-5     |
| Sacks By: Number-Yards         | 1-7     | 1-24    |
| PAT Kicks                      | 1-1     | 9-9     |
| Field Goals                    | 2-3     | 0-0     |



Christian Birt's interception return for a touchdown against #17 Michigan and Heisman Trophy hopeful Denard Robinson pulled UMass within 21-10 of the Wolverines in the second quarter.

**ANN ARBOR, Mich.** - A 32-yard interception return for a touchdown by Christian Birt and a pair of field goals by Brendon Levensgood highlighted UMass' scoring in a 63-13 loss at No. 17 Michigan on Saturday afternoon. Denard Robinson showed why he was one of the most prolific players in college football with 291 yards passing and 106 yards rushing with four total touchdowns. The game was a homecoming of sorts for UMass tailback Michael Cox who rushed for a season-high 76 yards against his former teammates. Cox played four years at Michigan before enrolling in graduate school at UMass.

Along with Cox's performance, Mike Wegzyn led the offense going 14-of-29 for 141 yards. Receivers Alan Williams and Deion Walker each had season-best performances. Williams had a career-high six catches for 38 yards, while Walker had four catches for a team-best 63 yards.

Fitzgerald Toussaint rushed for 85 yards and two touchdowns in leading Michigan's run game behind Robinson. Drew Dileo had 3 catches for 91 yards to lead the Wolverines wide receivers.

## UMass

| RUSHING      | No.         | Gain | Loss | Net | TD        | Lg | Avg. |
|--------------|-------------|------|------|-----|-----------|----|------|
| Cox          | 18          | 85   | 9    | 76  | 0         | 14 | 4.2  |
| Broadnax     | 6           | 22   | 0    | 22  | 0         | 7  | 3.7  |
| Wilson       | 4           | 14   | 0    | 14  | 0         | 8  | 3.5  |
| Doyle        | 1           | 1    | 0    | 1   | 0         | 1  | 1.0  |
| Wegzyn       | 7           | 25   | 26   | -1  | 0         | 16 | -0.1 |
| Totals...    | 36          | 147  | 35   | 112 | 0         | 16 | 3.1  |
|              |             |      |      |     |           |    |      |
| PASSING      | Cmp-Att-Int |      | Yds  | TD  | Long Sack |    |      |
| Wegzyn       | 14-29-0     |      | 141  | 0   | 33        | 1  |      |
| Doyle        | 1-1-0       |      | 6    | 0   | 6         | 0  |      |
| Totals...    | 15-30-0     |      | 147  | 0   | 33        | 1  |      |
|              |             |      |      |     |           |    |      |
| RECEIVING    | No.         | Yds  | TD   | Lg  |           |    |      |
| Williams     | 6           | 38   | 0    | 13  |           |    |      |
| Walker       | 4           | 63   | 0    | 33  |           |    |      |
| Sharpe       | 2           | 27   | 0    | 22  |           |    |      |
| Blanchflower | 2           | 13   | 0    | 10  |           |    |      |
| Dowling      | 1           | 6    | 0    | 6   |           |    |      |
| Totals...    | 15          | 147  | 0    | 33  |           |    |      |

## Michigan

| RUSHING   | No. | Gain | Loss | Net | TD | Lg | Avg. |
|-----------|-----|------|------|-----|----|----|------|
| Robinson  | 9   | 109  | 3    | 106 | 1  | 36 | 11.8 |
| Toussaint | 13  | 73   | 2    | 71  | 1  | 13 | 5.5  |
| Rawls     | 6   | 42   | 0    | 42  | 0  | 18 | 7.0  |
| Smith     | 3   | 20   | 0    | 20  | 2  | 9  | 6.7  |
| Hayes     | 3   | 19   | 0    | 19  | 1  | 14 | 6.3  |
| Bellomy   | 5   | 18   | 10   | 8   | 0  | 9  | 1.6  |
| Lewan     | 0   | 0    | 0    | 0   | 1  | 0  | 0.0  |
| Totals... | 39  | 281  | 15   | 266 | 6  | 36 | 6.8  |

| PASSING   | Cmp-Att-Int | Yds | TD | Long | Sack |
|-----------|-------------|-----|----|------|------|
| Robinson  | 16-24-1     | 296 | 3  | 66   | 0    |
| Bellomy   | 0-1-0       | 0   | 0  | 0    | 1    |
| Totals... | 16-25-1     | 296 | 3  | 66   | 1    |

| RECEIVING       | No. | Yds | TD | Lg |
|-----------------|-----|-----|----|----|
| Dileo, Drew     | 3   | 91  | 0  | 66 |
| Gallon, Jeremy  | 3   | 37  | 0  | 14 |
| Gardner, Devin  | 2   | 48  | 1  | 42 |
| Funchess, Devin | 2   | 34  | 1  | 26 |
| Roundtree, Roy  | 2   | 25  | 1  | 18 |
| Smith, Vincent  | 1   | 19  | 0  | 19 |
| Toussaint, F.   | 1   | 17  | 0  | 17 |
| Kwiatkowski, M. | 1   | 16  | 0  | 16 |
| Robinson, J.    | 1   | 9   | 0  | 9  |
| Totals...       | 16  | 296 | 3  | 66 |



# GAME FOUR

**MASSACHUSETTS 0 3 7 6 16**

**MIAMI (OH) 0 14 7 6 27**

**Sept. 22, 2012 | Yager Stadium | Oxford, Ohio | 12:05 PM | Atten: 15,159**

## SCORING SUMMARY

|     |       |       |   |         |
|-----|-------|-------|---|---------|
| 2nd | 14:03 | MIAMI | SCOTT, Dawan 49 yd pass from DYSERT, Zac (PATTERSON, K. kick) |         |
|     |       |       | 5 plays, 80 yards, TOP 1:30                                   | 0 - 7   |
|     | 12:48 | UMASS | Brendon Levengood 30 yd field goal                            |         |
|     |       |       | 5 plays, 16 yards, TOP 1:15                                   | 3 - 7   |
|     | 09:22 | MIAMI | SCOTT, Dawan 17 yd pass from DYSERT, Zac (PATTERSON, K. kick) |         |
|     |       |       | 6 plays, 89 yards, TOP 3:26                                   | 3 - 14  |
| 3rd | 09:16 | MIAMI | DYSERT, Zac 7 yd run (PATTERSON, K. kick)                     |         |
|     |       |       | 10 plays, 44 yards, TOP 5:31                                  | 3 - 21  |
|     | 05:08 | UMASS | Michael Cox 9 yd run (Brendon Levengood kick)                 |         |
|     |       |       | 14 plays, 72 yards, TOP 4:08                                  | 10 - 21 |
| 4th | 14:49 | MIAMI | TREADWELL, S. 33 yd pass from DYSERT, Zac (TEAM rush failed)  |         |
|     |       |       | 8 plays, 88 yards, TOP 5:19                                   | 10 - 27 |
|     | 03:21 | UMASS | Michael Cox 2 yd run (Brendon Levengood kick failed)          |         |
|     |       |       | 12 plays, 80 yards, TOP 3:20                                  | 16 - 27 |



Michael Cox had a career-day against the Miami (Ohio) defense with two touchdowns and 188 yards on 30 carries against the Red Hawks, averaging 6.3 yards per carry on the afternoon.

## TEAM STATS

| TEAM TOTALS                    | UMASS    | MIAMI   |
|--------------------------------|----------|---------|
| FIRST DOWNS                    | 26       | 23      |
| Rushing                        | 11       | 14      |
| Passing                        | 14       | 7       |
| Penalty                        | 1        | 2       |
| NET YARDS RUSHING              | 258      | 216     |
| Rushing Attempts               | 50       | 42      |
| Average Per Rush               | 5.2      | 5.1     |
| Rushing Touchdowns             | 2        | 1       |
| Yards Gained Rushing           | 268      | 242     |
| Yards Lost Rushing             | 10       | 26      |
| NET YARDS PASSING              | 213      | 192     |
| Completions-Attempts-Int       | 19-40-3  | 12-22-1 |
| Average Per Attempt            | 5.3      | 8.7     |
| Average Per Completion         | 11.2     | 16.0    |
| Passing Touchdowns             | 0        | 3       |
| TOTAL OFFENSE YARDS            | 471      | 408     |
| Total offense plays            | 90       | 64      |
| Average Gain Per Play          | 5.2      | 6.4     |
| Fumbles: Number-Lost           | 1-0      | 0-0     |
| Penalties: Number-Yards        | 8-88     | 7-55    |
| PUNTS-YARDS                    | 1-36     | 3-142   |
| Average Yards Per Punt         | 36.0     | 47.3    |
| Net Yards Per Punt             | 36.0     | 40.3    |
| Inside 20                      | 1        | 0       |
| 50+ Yards                      | 0        | 1       |
| Touchbacks                     | 0        | 1       |
| Fair catch                     | 0        | 1       |
| KICKOFFS-YARDS                 | 3-190    | 4-219   |
| Average Yards Per Kickoff      | 63.3     | 54.8    |
| Net Yards Per Kickoff          | 46.7     | 30.8    |
| Touchbacks                     | 0        | 0       |
| Punt returns: Number-Yards-TD  | 1-1-0    | 0-0-0   |
| Average Per Return             | 1.0      | 0.0     |
| Kickoff returns: Number-Yds-TD | 3-96-0   | 3-50-0  |
| Average Per Return             | 32.0     | 16.7    |
| Interceptions: Number-Yds-TD   | 1-0-0    | 3-25-0  |
| Fumble Returns: Number-Yds-TD  | 0-0-0    | 0-0-0   |
| Miscellaneous Yards            | 0        | 0       |
| Possession Time                | 29:56    | 30:04   |
| 1st Quarter                    | 8:37     | 6:23    |
| 2nd Quarter                    | 8:15     | 6:45    |
| 3rd Quarter                    | 4:21     | 10:39   |
| 4th Quarter                    | 8:43     | 6:17    |
| Third-Down Conversions         | 11 of 19 | 6 of 12 |
| Fourth-Down Conversions        | 3 of 5   | 0 of 2  |
| Red-Zone Scores-Chances        | 3-5      | 2-2     |
| Touchdowns                     | 2-5      | 2-2     |
| Field goals                    | 1-5      | 0-2     |
| Sacks By: Number-Yards         | 3-13     | 1-6     |
| PAT Kicks                      | 1-2      | 3-3     |
| Field Goals                    | 1-2      | 0-0     |

**OXFORD, Ohio** - Tailback Michael Cox ran for 188 yards and two touchdowns and UMass had 471 yards of total offense, but it was not enough as Miami (Ohio) defeated the Minutemen 27-16. UMass outgained the Red Hawks, but were unable to convert key scoring opportunities in the loss.

Quarterback Mike Wegzyn was 19-of-40 for 213 yards and three interceptions - two of which were in second half. Wegzyn also added 52 yards rushing in the game. Deion Walker led the UMass receiving corps with 81 yards on six catches, while tight end Rob Blanchflower had five for 50 yards. Defensively, UMass was led by Perry McIntyre who had 12 tackles and Kassin Messiah who had 10 in his first career start.

Miami (2-2, 1-0 MAC) was led by Zac Dysert threw for 192 yards on 12-of-22 passing with three touchdowns. Jamire Westbrook had 105 yards on 17 carries, while Dysert had 76 yards on the ground including one touchdown. Dawan Scott had 3 catches for 92 yards and two touchdowns.

Michael Cox provided both touchdowns on the day as the UMass ground attack out-performed its counterpart, 258-216. For his first TD as a Minuteman, Cox took a handoff over the right side from the nine yard line before leaping and flipping end-over-end into the end zone for the UMass touchdown. Cox also brought UMass within 11 of tying with 3:21 left in the game on a two-yard plunge into the endzone.

## UMass

| RUSHING   | No. | Gain | Loss | Net | TD | Lg | Avg. |
|-----------|-----|------|------|-----|----|----|------|
| Cox       | 30  | 190  | 2    | 188 | 2  | 24 | 6.3  |
| Wegzyn    | 14  | 60   | 8    | 52  | 0  | 9  | 3.7  |
| Broadnax  | 6   | 18   | 0    | 18  | 0  | 6  | 3.0  |
| Totals... | 50  | 268  | 10   | 258 | 2  | 24 | 5.2  |

| PASSING     | Cmp-Att-Int | Yds | TD | Long | Sack |
|-------------|-------------|-----|----|------|------|
| Mike Wegzyn | 19-40-3     | 213 | 0  | 20   | 1    |
| Totals...   | 19-40-3     | 213 | 0  | 20   | 1    |

| RECEIVING    | No. | Yds | TD | Lg |
|--------------|-----|-----|----|----|
| Walker       | 6   | 81  | 0  | 17 |
| Blanchflower | 5   | 50  | 0  | 20 |
| Williams     | 4   | 35  | 0  | 20 |
| Sharpe       | 3   | 37  | 0  | 20 |
| Broadnax     | 1   | 10  | 0  | 10 |
| Totals...    | 19  | 213 | 0  | 20 |

## Miami

| RUSHING   | No. | Gain | Loss | Net | TD | Lg | Avg. |
|-----------|-----|------|------|-----|----|----|------|
| Westbrook | 17  | 106  | 1    | 105 | 0  | 24 | 6.2  |
| Dysert    | 12  | 93   | 17   | 76  | 1  | 16 | 6.3  |
| Treadwell | 9   | 34   | 3    | 31  | 0  | 13 | 3.4  |
| Semmes    | 1   | 7    | 0    | 7   | 0  | 7  | 7.0  |
| Scott     | 2   | 2    | 2    | 0   | 0  | 2  | 0.0  |
| TEAM      | 1   | 0    | 3    | -3  | 0  | 0  | -3.0 |
| Totals... | 42  | 242  | 26   | 216 | 1  | 24 | 5.1  |

| PASSING   | Cmp-Att-Int | Yds | TD | Long | Sack |
|-----------|-------------|-----|----|------|------|
| Dysert    | 12-22-1     | 192 | 3  | 49   | 3    |
| Totals... | 12-22-1     | 192 | 3  | 49   | 3    |

| RECEIVING | No. | Yds | TD | Lg |
|-----------|-----|-----|----|----|
| Scott     | 3   | 92  | 2  | 49 |
| Cruse     | 3   | 13  | 0  | 7  |
| Treadwell | 1   | 33  | 1  | 33 |
| Marck     | 1   | 27  | 0  | 27 |
| Culpepper | 1   | 21  | 0  | 21 |
| White     | 1   | 5   | 0  | 5  |
| David     | 1   | 1   | 0  | 1  |
| Westbrook | 1   | 0   | 0  | 0  |
| Totals... | 12  | 192 | 3  | 49 |



# GAME FIVE

**OHIO** 3 17 0 17 37  
**MASSACHUSETTS** 10 7 10 7 34

Sept. 29, 2012 | Gillette Stadium | Foxboro, Mass. | 3:30 PM | Atten: 8,321

## SCORING SUMMARY

|     |       |       |   |         |
|-----|-------|-------|---|---------|
| 1st | 09:54 | UMASS | Alan Williams 27 yd pass from Mike Wegzyn (Brendon Levensgood kick) |         |
|     |       |       | 12 plays, 82 yards, TOP 3:52  | 0 - 7   |
|     | 04:26 | OHIO  | Weller, Matt 27 yd field goal                                       |         |
|     |       |       | 16 plays, 73 yards, TOP 5:28  | 3 - 7   |
|     | 01:54 | UMASS | Blake Lucas 30 yd field goal  |         |
|     |       |       | 10 plays, 62 yards, TOP 2:32  | 3 - 10  |
| 2nd | 11:47 | OHIO  | Weller, Matt 24 yd field goal                                       |         |
|     |       |       | 13 plays, 70 yards, TOP 5:07  | 6 - 10  |
|     | 05:40 | OHIO  | Hill, Troy 1 yd pass from Tettleton, T (Weller, Matt kick)          |         |
|     |       |       | 8 plays, 79 yards, TOP 3:18   | 13 - 10 |
|     | 03:13 | UMASS | Alan Williams 50 yd pass from Mike Wegzyn (Brendon Levensgood kick) |         |
|     |       |       | 7 plays, 84 yards, TOP 2:27   | 13 - 17 |
|     | 01:16 | OHIO  | Cochran, Chase 41 yd pass from Tettleton, T (Weller, Matt kick)     |         |
|     |       |       | 7 plays, 75 yards, TOP 1:57   | 20 - 17 |
| 3rd | 10:54 | UMASS | Deion Walker 26 yd pass from Mike Wegzyn (Brendon Levensgood kick)  |         |
|     |       |       | 12 plays, 81 yards, TOP 4:06  | 20 - 24 |
|     | 03:15 | UMASS | Blake Lucas 23 yd field goal  |         |
|     |       |       | 13 plays, 74 yards, TOP 5:51  | 20 - 27 |
| 4th | 13:48 | OHIO  | Blankenship, Be 5 yd run (Weller, Matt kick)                        |         |
|     |       |       | 11 plays, 78 yards, TOP 4:27  | 27 - 27 |
|     | 09:35 | OHIO  | Weller, Matt 26 yd field goal                                       |         |
|     |       |       | 7 plays, 36 yards, TOP 2:17   | 30 - 27 |
|     | 06:13 | OHIO  | Blankenship, Be 40 yd run (Weller, Matt kick)                       |         |
|     |       |       | 4 plays, 70 yards, TOP 1:38   | 37 - 27 |
|     | 03:23 | UMASS | Alan Williams 11 yd pass from Mike Wegzyn (Brendon Levensgood kick) |         |
|     |       |       | 7 plays, 67 yards, TOP 2:50   | 37 - 34 |

## TEAM STATS

| TEAM TOTALS                    | OHIO    | UMASS    |
|--------------------------------|---------|----------|
| FIRST DOWNS                    | 24      | 28       |
| Rushing                        | 13      | 7        |
| Passing                        | 10      | 19       |
| Penalty                        | 1       | 2        |
| NET YARDS RUSHING              | 274     | 138      |
| Rushing Attempts               | 52      | 33       |
| Average Per Rush               | 5.3     | 4.2      |
| Rushing Touchdowns             | 2       | 0        |
| Yards Gained Rushing           | 297     | 156      |
| Yards Lost Rushing             | 23      | 18       |
| NET YARDS PASSING              | 229     | 373      |
| Completions-Attempts-Int       | 15-27-0 | 27-51-0  |
| Average Per Attempt            | 8.5     | 7.3      |
| Average Per Completion         | 15.3    | 13.8     |
| Passing Touchdowns             | 2       | 4        |
| TOTAL OFFENSE YARDS            | 503     | 511      |
| Total offense plays            | 79      | 84       |
| Average Gain Per Play          | 6.4     | 6.1      |
| Fumbles: Number-Lost           | 0-0     | 2-1      |
| Penalties: Number-Yards        | 5-47    | 8-73     |
| PUNTS-YARDS                    | 3-139   | 4-171    |
| Average Yards Per Punt         | 46.3    | 42.8     |
| Net Yards Per Punt             | 47.3    | 35.8     |
| Inside 20                      | 1       | 1        |
| 50+ Yards                      | 1       | 1        |
| Touchbacks                     | 0       | 0        |
| Fair catch                     | 2       | 0        |
| KICKOFFS-YARDS                 | 8-502   | 7-446    |
| Average Yards Per Kickoff      | 62.8    | 63.7     |
| Net Yards Per Kickoff          | 41.6    | 46.0     |
| Touchbacks                     | 2       | 1        |
| Punt returns: Number-Yards-TD  | 2-28-0  | 1--3-0   |
| Average Per Return             | 14.0    | -3.0     |
| Kickoff returns: Number-Yds-TD | 6-99-0  | 6-129-0  |
| Average Per Return             | 16.5    | 21.5     |
| Interceptions: Number-Yds-TD   | 0-0-0   | 0-0-0    |
| Fumble Returns: Number-Yds-TD  | 1-13-0  | 0-0-0    |
| Miscellaneous Yards            | 0       | -20      |
| Possession Time                | 29:50   | 30:10    |
| 1st Quarter                    | 8:36    | 6:24     |
| 2nd Quarter                    | 8:33    | 6:27     |
| 3rd Quarter                    | 4:48    | 10:12    |
| 4th Quarter                    | 7:53    | 7:07     |
| Third-Down Conversions         | 8 of 17 | 10 of 19 |
| Fourth-Down Conversions        | 2 of 2  | 2 of 3   |
| Red-Zone Scores-Chances        | 5-6     | 3-3      |
| Touchdowns                     | 2-6     | 1-3      |
| Field goals                    | 3-6     | 2-3      |
| Sacks By: Number-Yards         | 1-3     | 0-0      |
| PAT Kicks                      | 4-4     | 4-4      |
| Field Goals                    | 3-4     | 2-2      |



Alan Williams tallied a career performance against Ohio, providing a single-game personal-best 127 receiving yards and three touchdown receptions on seven total catches, including a 50-yard completion from QB Mike Wegzyn.

**FOXBOROUGH, Mass.** - Mike Wegzyn threw four touchdowns and completed 27 passes for 373 yards as UMass nearly upset league-leader Ohio, falling 37-34 at Gillette Stadium Saturday.

UMass (0-5, 0-2 Mid-American Conference) outgained its opponent for the second-consecutive week, amassing 511 yards of total offense on 84 plays. Wegzyn completed passes to six different receivers, including three touchdown strikes to Alan Williams and another to Deion Walker.

Walker hauled in a game-high 11 catches for 162 yards, while Williams finished with seven for 127 yards. With receivers Walker (162) and Williams (127) over 100 yards against the Bobcats it marked UMass' first game of two players amassing 100 or more receiving yards since Oct. 23, 2010 at Gillette Stadium in the Colonial Clash (Anthony Nelson [190] and Julian Talley [111]) vs. New Hampshire. Michael Cox rushed for 80 yards on 22 carries to lead the Minuteman ground game.

Ohio (5-0, 1-0) got 269 yards and two touchdowns on the ground from Beau Blankenship, including the eventual game-winner on a 40-yard rush with just over six minutes to play that put the Bobcats ahead 37-27. Tyler Tettleton, who started for Ohio after missing the last game with an injury, went 15-for-27 with two touchdowns and 229 yards.

UMass was able to hold Ohio twice in the final few minutes and score to cut the deficit to three before stalling near midfield in the final minute.

## Ohio

| RUSHING     | No. | Gain | Loss | Net | TD | Lg | Avg. |
|-------------|-----|------|------|-----|----|----|------|
| Blankenship | 43  | 280  | 11   | 269 | 2  | 40 | 6.3  |
| Patterson   | 1   | 7    | 0    | 7   | 0  | 7  | 7.0  |
| Team        | 1   | 0    | 0    | 0   | 0  | 0  | 0.0  |
| Tettleton   | 7   | 10   | 12   | -2  | 0  | 5  | -0.3 |
| Totals...   | 52  | 297  | 23   | 274 | 2  | 40 | 5.3  |

| PASSING   | Cmp-Att-Int | Yds | TD | Long | Sack |
|-----------|-------------|-----|----|------|------|
| Tettleton | 15-27-0     | 229 | 2  | 41   | 0    |
| Totals... | 15-27-0     | 229 | 2  | 41   | 0    |

| RECEIVING   | No. | Yds | TD | Lg |
|-------------|-----|-----|----|----|
| Foster      | 4   | 55  | 0  | 27 |
| Waters      | 2   | 38  | 0  | 22 |
| Bussey      | 2   | 28  | 0  | 21 |
| Clark       | 2   | 28  | 0  | 21 |
| Thompson    | 2   | 27  | 0  | 23 |
| Cochran     | 1   | 41  | 1  | 41 |
| Blankenship | 1   | 11  | 0  | 11 |
| Hill        | 1   | 1   | 1  | 1  |
| Totals...   | 15  | 229 | 2  | 41 |

## UMass

| RUSHING   | No. | Gain | Loss | Net | TD | Lg | Avg. |
|-----------|-----|------|------|-----|----|----|------|
| Cox       | 22  | 93   | 13   | 80  | 0  | 20 | 3.6  |
| Wegzyn    | 7   | 40   | 4    | 36  | 0  | 14 | 5.1  |
| Broadnax  | 4   | 23   | 1    | 22  | 0  | 12 | 5.5  |
| Totals... | 33  | 156  | 18   | 138 | 0  | 20 | 4.2  |

| PASSING     | Cmp-Att-Int | Yds | TD | Long | Sack |
|-------------|-------------|-----|----|------|------|
| Mike Wegzyn | 27-51-0     | 373 | 4  | 50   | 1    |
| Totals...   | 27-51-0     | 373 | 4  | 50   | 1    |

| RECEIVING        | No. | Yds | TD | Lg |
|------------------|-----|-----|----|----|
| Deion Walker     | 11  | 162 | 1  | 33 |
| Alan Williams    | 7   | 127 | 3  | 50 |
| Rob Blanchflower | 5   | 80  | 0  | 27 |
| Tajae Sharpe     | 2   | 0   | 0  | 5  |
| Jordan Broadnax  | 1   | 6   | 0  | 6  |
| Elgin Long       | 1   | -2  | 0  | 0  |
| Totals...        | 27  | 373 | 4  | 50 |



# GAME SIX

**MASSACHUSETTS 0 7 0 7 14**  
**W. MICHIGAN 7 21 21 3 52**

Oct. 6, 2012 | Waldo Stadium | Kalamazoo, Mich. | 3:07 PM | Atten: 15,671

## SCORING SUMMARY

|     |       |       |   |         |
|-----|-------|-------|---|---------|
| 1st | 05:34 | WMU   | Fields, Brian 12 yd pass from VAN TUBBERGEN (HALDEMAN, A. kick)   |         |
|     |       |       | 4 plays, 54 yards, TOP 1:40                                       | 0 - 7   |
| 2nd | 14:46 | WMU   | Collins, Justin 13 yd pass from VAN TUBBERGEN (HALDEMAN, A. kick) |         |
|     |       |       | 8 plays, 84 yards, TOP 2:58                                       | 0 - 14  |
|     | 13:11 | WMU   | Cutler, Matt 7 yd pass from VAN TUBBERGEN (HALDEMAN, A. kick)     |         |
|     |       |       | 4 plays, 54 yards, TOP 1:35                                       | 0 - 21  |
|     | 09:24 | WMU   | Scriven, Antoin 2 yd run (HALDEMAN, A. kick)                      |         |
|     |       |       | 5 plays, 79 yards, TOP 1:31                                       | 0 - 28  |
|     | 00:04 | UMASS | Michael Cox 1 yd run (Blake Lucas kick)                           |         |
|     |       |       | 9 plays, 34 yards, TOP 3:16                                       | 7 - 28  |
| 3rd | 11:57 | WMU   | Scriven, Antoin 3 yd pass from VAN TUBBERGEN (HALDEMAN, A. kick)  |         |
|     |       |       | 8 plays, 67 yards, TOP 3:03                                       | 7 - 35  |
|     | 09:22 | WMU   | Wilson, Jaime 18 yd pass from VAN TUBBERGEN (HALDEMAN, A. kick)   |         |
|     |       |       | 5 plays, 45 yards, TOP 1:21                                       | 7 - 42  |
|     | 00:38 | WMU   | Van Tubbergen 1 yd run (HALDEMAN, A. kick)                        |         |
|     |       |       | 16 plays, 99 yards, TOP 7:36                                      | 7 - 49  |
| 4th | 08:33 | WMU   | Haldeman, A. 30 yd field goal                                     |         |
|     |       |       | 10 plays, 41 yards, TOP 5:24                                      | 7 - 52  |
|     | 01:41 | UMASS | Jordan Broadnax 10 yd run (Blake Lucas kick)                      |         |
|     |       |       | 6 plays, 27 yards, TOP 2:11                                       | 14 - 52 |

## TEAM STATS

| TEAM TOTALS                    | UMASS   | WMU     |
|--------------------------------|---------|---------|
| FIRST DOWNS                    | 16      | 32      |
| Rushing                        | 7       | 16      |
| Passing                        | 9       | 15      |
| Penalty                        | 0       | 1       |
| NET YARDS RUSHING              | 83      | 268     |
| Rushing Attempts               | 33      | 46      |
| Average Per Rush               | 2.5     | 5.8     |
| Rushing Touchdowns             | 2       | 2       |
| Yards Gained Rushing           | 124     | 305     |
| Yards Lost Rushing             | 41      | 37      |
| NET YARDS PASSING              | 135     | 283     |
| Completions-Attempts-Int       | 17-29-1 | 23-28-1 |
| Average Per Attempt            | 4.7     | 10.1    |
| Average Per Completion         | 7.9     | 12.3    |
| Passing Touchdowns             | 0       | 5       |
| TOTAL OFFENSE YARDS            | 218     | 551     |
| Total offense plays            | 62      | 74      |
| Average Gain Per Play          | 3.5     | 7.4     |
| Fumbles: Number-Lost           | 3-2     | 1-0     |
| Penalties: Number-Yards        | 8-40    | 3-19    |
| PUNTS-YARDS                    | 7-300   | 2-132   |
| Average Yards Per Punt         | 42.9    | 66.0    |
| Net Yards Per Punt             | 36.4    | 51.5    |
| Inside 20                      | 3       | 1       |
| 50+ Yards                      | 2       | 2       |
| Touchbacks                     | 0       | 0       |
| Fair catch                     | 0       | 0       |
| KICKOFFS-YARDS                 | 3-181   | 8-450   |
| Average Yards Per Kickoff      | 60.3    | 56.2    |
| Net Yards Per Kickoff          | 42.3    | 38.2    |
| Touchbacks                     | 1       | 0       |
| Punt returns: Number-Yards-TD  | 1-29-0  | 5-45-0  |
| Average Per Return             | 29.0    | 9.0     |
| Kickoff returns: Number-Yds-TD | 7-144-0 | 2-34-0  |
| Average Per Return             | 20.6    | 17.0    |
| Interceptions: Number-Yds-TD   | 1-38-0  | 1-0-0   |
| Fumble Returns: Number-Yds-TD  | 0-0-0   | 0-0-0   |
| Miscellaneous Yards            | 0       | 0       |
| Possession Time                | 27:36   | 32:24   |
| 1st Quarter                    | 8:44    | 6:16    |
| 2nd Quarter                    | 10:06   | 4:54    |
| 3rd Quarter                    | 3:00    | 12:00   |
| 4th Quarter                    | 5:46    | 9:14    |
| Third-Down Conversions         | 5 of 14 | 6 of 10 |
| Fourth-Down Conversions        | 1 of 2  | 1 of 1  |
| Red-Zone Scores-Chances        | 2-2     | 8-8     |
| Touchdowns                     | 2-2     | 7-8     |
| Field goals                    | 0-2     | 1-8     |
| Sacks By: Number-Yards         | 1-15    | 4-20    |
| PAT Kicks                      | 2-2     | 7-7     |
| Field Goals                    | 0-0     | 1-1     |



Jordan Broadnax scored the first rushing touchdown of his collegiate career against Western Michigan - using a 10-yard run in the fourth quarter to earn the mark.

**KALAMAZOO, Mich.** - A set of rushing touchdowns from Michael Cox and Jordan Broadnax highlighted a 52-14 UMass football defeat at Western Michigan's Waldo Stadium on Saturday afternoon.

Western Michigan recorded the first four scores of the contest to secure a 28-0 lead heading to the end of the second quarter. However, the Minutemen gained some momentum going into half-time when Deion Walker appeared to score on a 15-yard touchdown reception, however, the play was reviewed and his knee was called down at the half-yard line. Two plays later, Mike Cox scored on a sweep to the right as he once again dove over the top of two Bronco defenders for the score.

Western Michigan quarterback Tyler Van Tubbergen put the contest out of reach during the third quarter, using two passing scores and a rushing touchdown to extend the Western Michigan advantage to 49-7 entering the fourth stanza. Van Tubbergen found Scriven from three years out to push the lead to 35-7 with 11:57 left in the quarter. Van Tubbergen added an 18-yard toss to Jaime Wilson on the following drive at the 9:22 mark before diving in from 1-yard out with 38 seconds left in the third to go up 49-7.

After WMU kicker Andrew Haldeman notched a 30-yard field goal with 8:33 left in the fourth, Broadnax secured his first collegiate touchdown. On second-and-five, Broadnax took the handoff from 10 yards out and fought his way into the endzone to reach the final score, 52-14.

## UMass

| RUSHING     | No. | Gain | Loss | Net | TD | Lg | Avg. |
|-------------|-----|------|------|-----|----|----|------|
| A.J. Doyle  | 5   | 42   | 9    | 33  | 0  | 23 | 6.6  |
| Michael Cox | 11  | 29   | 10   | 19  | 1  | 12 | 1.7  |
| J. Broadnax | 3   | 15   | 0    | 15  | 1  | 10 | 5.0  |
| M. Wegzyn   | 13  | 33   | 22   | 11  | 0  | 11 | 0.8  |
| J. Wilson   | 1   | 5    | 0    | 5   | 0  | 5  | 5.0  |
| Totals...   | 33  | 124  | 41   | 83  | 2  | 23 | 2.5  |

| PASSING    | Cmp-Att-Int | Yds | TD | Long | Sack |
|------------|-------------|-----|----|------|------|
| M. Wegzyn  | 12-19-0     | 88  | 0  | 16   | 4    |
| A.J. Doyle | 5-10-1      | 47  | 0  | 13   | 0    |
| Totals...  | 17-29-1     | 135 | 0  | 16   | 4    |

| RECEIVING       | No. | Yds | TD | Lg |
|-----------------|-----|-----|----|----|
| Deion Walker    | 9   | 81  | 0  | 15 |
| Marken Michel   | 3   | 31  | 0  | 16 |
| Derek Beck      | 2   | 13  | 0  | 16 |
| Tajae Sharpe    | 1   | 9   | 0  | 9  |
| Jordan Broadnax | 1   | 1   | 0  | 1  |
| Michael Cox     | 1   | 0   | 0  | 0  |
| Totals...       | 17  | 135 | 0  | 16 |

## Western Michigan

| RUSHING       | No. | Gain | Loss | Net | TD | Lg | Avg. |
|---------------|-----|------|------|-----|----|----|------|
| Fields, B.    | 11  | 71   | 0    | 71  | 0  | 14 | 6.5  |
| Schaffer, J.  | 1   | 66   | 0    | 66  | 0  | 66 | 66.0 |
| Chance, D.    | 11  | 67   | 2    | 65  | 0  | 17 | 5.9  |
| Scriven, A.   | 4   | 33   | 0    | 33  | 1  | 19 | 8.2  |
| Drake, T.     | 6   | 23   | 3    | 20  | 0  | 7  | 3.3  |
| Hill, K.      | 5   | 13   | 0    | 13  | 0  | 6  | 2.6  |
| Wynn, Z.      | 2   | 4    | 2    | 2   | 0  | 4  | 1.0  |
| Van Tubbergen | 5   | 28   | 28   | 0   | 1  | 15 | 0.0  |
| TEAM          | 1   | 0    | 2    | -2  | 0  | 0  | -2.0 |
| Totals...     | 46  | 305  | 37   | 268 | 2  | 66 | 5.8  |

| PASSING       | Cmp-Att-Int | Yds | TD | Long | Sack |
|---------------|-------------|-----|----|------|------|
| Van Tubbergen | 23-28-1     | 283 | 5  | 38   | 1    |
| Totals...     | 23-28-1     | 283 | 5  | 38   | 1    |

| RECEIVING       | No. | Yds | TD | Lg |
|-----------------|-----|-----|----|----|
| SCRIVEN, Antoin | 6   | 53  | 1  | 19 |
| WILSON, Jaime   | 4   | 88  | 1  | 38 |
| CHANCE, Dareyon | 2   | 42  | 0  | 32 |
| SCHAEFFER, Josh | 2   | 29  | 0  | 16 |
| FIELDS, Brian   | 2   | 24  | 1  | 12 |
| ROBERTS, K.     | 2   | 6   | 0  | 5  |
| COLLINS, Justin | 1   | 13  | 1  | 13 |
| BRAVERMAN, D.   | 1   | 8   | 0  | 8  |
| HAMMOND, Blake  | 1   | 8   | 0  | 8  |
| CUTLER, Matt    | 1   | 7   | 1  | 7  |
| MUSSMAN, Clark  | 1   | 5   | 0  | 5  |
| Totals...       | 23  | 283 | 5  | 38 |



# GAME SEVEN

**BOWLING GREEN 7 0 14 3 24**

**MASSACHUSETTS 0 0 0 0 0**

Oct. 20, 2012 | Gillette Stadium | Foxboro, Mass. | 12:00 PM | Atten: 10,846

## SCORING SUMMARY

|     |       |      |  |        |
|-----|-------|------|--|--------|
| 1st | 05:12 | BGSU | JOPLIN, Shaun 16 yd pass from SCHILZ, Matt (STEIN, Stephen kick) |        |
|     |       |      | 7 plays, 35 yards, TOP 2:52                                      | 7 - 0  |
| 3rd | 03:42 | BGSU | BAYER, Alex 2 yd pass from SCHILZ, Matt (STEIN, Stephen kick)    |        |
|     |       |      | 7 plays, 74 yards, TOP 2:10                                      | 14 - 0 |
|     | 02:51 | BGSU | WOODS, Dwayne 48 yd interception return (STEIN, Stephen kick)    |        |
|     |       |      |  | 21 - 0 |
| 4th | 10:11 | BGSU | TATE, Tyler 42 yd field goal                                     |        |
|     |       |      | 9 plays, 34 yards, TOP 4:49                                      | 24 - 0 |



Freshman LB Kassan Messiah led the Minutemen with a game-high 16 tackles, the most recorded in a contest by a UMass player this season and a single-game career best for Messiah.

## TEAM STATS

| TEAM TOTALS                    | BGSU    | UMASS   |
|--------------------------------|---------|---------|
| FIRST DOWNS                    | 15      | 6       |
| Rushing                        | 4       | 3       |
| Passing                        | 8       | 1       |
| Penalty                        | 3       | 2       |
| NET YARDS RUSHING              | 94      | 85      |
| Rushing Attempts               | 37      | 26      |
| Average Per Rush               | 2.5     | 3.3     |
| Rushing Touchdowns             | 0       | 0       |
| Yards Gained Rushing           | 114     | 94      |
| Yards Lost Rushing             | 20      | 9       |
| NET YARDS PASSING              | 188     | 33      |
| Completions-Attempts-Int       | 21-36-1 | 13-34-4 |
| Average Per Attempt            | 5.2     | 1.0     |
| Average Per Completion         | 9.0     | 2.5     |
| Passing Touchdowns             | 2       | 0       |
| TOTAL OFFENSE YARDS            | 282     | 118     |
| Total offense plays            | 73      | 60      |
| Average Gain Per Play          | 3.9     | 2.0     |
| Fumbles: Number-Lost           | 1-0     | 0-0     |
| Penalties: Number-Yards        | 15-130  | 6-63    |
| PUNTS-YARDS                    | 8-356   | 10-478  |
| Average Yards Per Punt         | a44.5   | 47.8    |
| Net Yards Per Punt             | 40.2    | 41.5    |
| Inside 20                      | 3       | 3       |
| 50+ Yards                      | 2       | 5       |
| Touchbacks                     | 2       | 0       |
| Fair catch                     | 0       | 1       |
| KICKOFFS-YARDS                 | 5-302   | 1-65    |
| Average Yards Per Kickoff      | 60.4    | 65.0    |
| Net Yards Per Kickoff          | 41.6    | 40.0    |
| Touchbacks                     | 2       | 1       |
| Punt returns: Number-Yards-TD  | 4-63-0  | 3--6-0  |
| Average Per Return             | 15.8    | -2.0    |
| Kickoff returns: Number-Yds-TD | 0-0-0   | 2-54-0  |
| Average Per Return             | 0.0     | 27.0    |
| Interceptions: Number-Yds-TD   | 4-110-1 | 1-7-0   |
| Fumble Returns: Number-Yds-TD  | 0-0-0   | 0-0-0   |
| Miscellaneous Yards            | 0       | 0       |
| Possession Time                | 35:29   | 24:31   |
| 1st Quarter                    | 10:05   | 4:55    |
| 2nd Quarter                    | 7:24    | 7:36    |
| 3rd Quarter                    | 7:44    | 7:16    |
| 4th Quarter                    | 10:16   | 4:44    |
| Third-Down Conversions         | 4 of 17 | 1 of 16 |
| Fourth-Down Conversions        | 1 of 2  | 1 of 3  |
| Red-Zone Scores-Chances        | 2-2     | 0-0     |
| Touchdowns                     | 2-2     | 0-0     |
| Field goals                    | 0-2     | 0-0     |
| Sacks By: Number-Yards         | 0-0     | 1-11    |
| PAT Kicks                      | 3-3     | 0-0     |
| Field Goals                    | 1-1     | 0-0     |

**FOXBOROUGH, Mass. -** Bowling Green scored twice in 51 seconds late in the third quarter to break-open a one-possession game and claim a 24-0 win over Massachusetts on Homecoming at Gillette Stadium Saturday. The Minutemen remained winless on the year in seven tries overall and all four Mid-American Conference games. BGSU improved to 5-3 and 3-1.

Michael Cox led UMass with 37 yards rushing, including a 32-yard carry in the fourth quarter. Mike Wegzyn and A.J. Doyle combined to complete 13 passes on the day.

BGSU totaled 282 yards of offense with 188 through the air. Matt Schilz completed 21-of-36 passes and threw a pair of touchdowns.

The UMass defense had done a solid job holding the BGSU attack in check prior to the third-quarter scores, limiting the Falcons to 156 yards and eight first downs.

Kassan Messiah finished with a game- and career-high 16 tackles for the Minutemen. He also had one of the team's eight pass break ups. Perry McIntyre added 12 stops, including four solos.

Schilz put BGSU on the board midway through the first quarter with a screen pass to Shaun Joplin that went for 16 yards on a third-and-seven situation.

The Falcons capped off a seven play, 74-yard drive with a two-yard pass from Schilz to tight end Alex Bayer for a 14-0 lead with 3:42 left in the third. On the ensuing UMass possession, Dwayne Woods picked off Wegzyn and returned it 48 yards for a touchdown giving BGSU a 21-0 lead.

## Bowling Green

| RUSHING       | No. | Gain | Loss | Net | TD | Lg | Avg. |
|---------------|-----|------|------|-----|----|----|------|
| Samuel, A.    | 22  | 66   | 6    | 60  | 0  | 8  | 2.7  |
| Pettigrew, J. | 9   | 35   | 0    | 35  | 0  | 7  | 3.9  |
| Givens, A.    | 2   | 5    | 0    | 5   | 0  | 3  | 2.5  |
| TEAM          | 2   | 0    | 2    | -2  | 0  | 0  | -1.0 |
| Schilz, M.    | 2   | 8    | 12   | -4  | 0  | 8  | -2.0 |
| Totals...     | 37  | 114  | 20   | 94  | 0  | 8  | 2.5  |

| PASSING       | Cmp-Att-Int | Yds | TD | Long | Sack |
|---------------|-------------|-----|----|------|------|
| Schilz, Matt  | 21-35-0     | 188 | 2  | 36   | 1    |
| Johnson, Matt | 0-1-1       | 0   | 0  | 0    | 0    |
| Totals...     | 21-36-1     | 188 | 2  | 36   | 1    |

| RECEIVING      | No. | Yds | TD | Lg |
|----------------|-----|-----|----|----|
| Samuel, Anthon | 5   | 58  | 0  | 36 |
| Stokes, Je'Ron | 5   | 21  | 0  | 8  |
| Gallon, Chris  | 3   | 35  | 0  | 21 |
| Burbrink, Ryan | 3   | 35  | 0  | 19 |
| Joplin, Shaun  | 2   | 25  | 1  | 16 |
| Bayer, Alex    | 2   | 8   | 1  | 6  |
| Beck, Tyler    | 1   | 6   | 0  | 6  |
| Totals...      | 21  | 188 | 2  | 36 |

## UMass

| RUSHING      | No. | Gain | Loss | Net | TD | Lg | Avg. |
|--------------|-----|------|------|-----|----|----|------|
| Michael Cox  | 10  | 40   | 3    | 37  | 0  | 32 | 3.7  |
| Mike Wegzyn  | 7   | 36   | 3    | 33  | 0  | 10 | 4.7  |
| J. Broadnax  | 6   | 14   | 1    | 13  | 0  | 5  | 2.2  |
| Jamal Wilson | 1   | 3    | 0    | 3   | 0  | 3  | 3.0  |
| A.J. Doyle   | 2   | 1    | 2    | -1  | 0  | 1  | -0.5 |
| Totals...    | 26  | 94   | 9    | 85  | 0  | 32 | 3.3  |

| PASSING     | Cmp-Att-Int | Yds | TD | Long | Sack |
|-------------|-------------|-----|----|------|------|
| Mike Wegzyn | 9-25-2      | 23  | 0  | 7    | 0    |
| A.J. Doyle  | 4-9-2       | 10  | 0  | 4    | 0    |
| Totals...   | 13-34-4     | 33  | 0  | 7    | 0    |

| RECEIVING       | No. | Yds | TD | Lg |
|-----------------|-----|-----|----|----|
| Marken Michel   | 5   | 18  | 0  | 7  |
| Deion Walker    | 3   | 13  | 0  | 6  |
| Tajae Sharpe    | 2   | 4   | 0  | 4  |
| Jordan Broadnax | 2   | -2  | 0  | 0  |
| Michael Cox     | 1   | 0   | 0  | 0  |
| Totals...       | 13  | 33  | 0  | 7  |





# GAME EIGHT

**MASSACHUSETTS 0 0 0 7 7**  
**VANDERBILT 7 14 28 0 49**

Oct. 27, 2012 | Vanderbilt Stadium | Nashville, Tenn. | 7 PM | Atten: 32,227

## SCORING SUMMARY

|     |       |       |  |        |
|-----|-------|-------|--|--------|
| 1st | 05:34 | VANDY | Wesley Tate 25 yd run (Carey Spear kick)                       |        |
|     |       |       | 2 plays, 25 yards, TOP 0:38                                    | 0 - 7  |
| 2nd | 01:53 | VANDY | Kris Kentera 25 yd pass from Jordan Rodgers (Ryan Fowler kick) |        |
|     |       |       | 8 plays, 72 yards, TOP 3:36                                    | 0 - 14 |
|     | 00:58 | VANDY | Jordan Rodgers 4 yd run (Carey Spear kick)                     |        |
|     |       |       | 3 plays, 24 yards, TOP 0:48                                    | 0 - 21 |
| 3rd | 06:34 | VANDY | Chris Boyd 14 yd pass from Jordan Rodgers (Ryan Fowler kick)   |        |
|     |       |       | 6 plays, 57 yards, TOP 2:31                                    | 0 - 28 |
|     | 05:07 | VANDY | Trey Wilson 17 yd interception return (Carey Spear kick)       |        |
|     |       |       |  | 0 - 35 |
|     | 02:44 | VANDY | Brian Kimbrow 74 yd run (Ryan Fowler kick)                     |        |
|     |       |       | 1 play, 74 yards, TOP 0:13                                     | 0 - 42 |
|     | 01:05 | VANDY | Jonathan Krause 40 yd punt return (Carey Spear kick)           |        |
|     |       |       |  | 0 - 49 |
| 4th | 06:05 | UMASS | Deion Walker 10 yd pass from A.J. Doyle (Blake Lucas kick)     |        |
|     |       |       | 11 plays, 55 yards, TOP 4:48                                   | 7 - 49 |

## TEAM STATS

| TEAM TOTALS                    | UMASS   | VANDY   |
|--------------------------------|---------|---------|
| FIRST DOWNS                    | 16      | 22      |
| Rushing                        | 6       | 10      |
| Passing                        | 9       | 10      |
| Penalty                        | 1       | 2       |
| NET YARDS RUSHING              | 54      | 226     |
| Rushing Attempts               | 32      | 37      |
| Average Per Rush               | 1.7     | 6.1     |
| Rushing Touchdowns             | 0       | 3       |
| Yards Gained Rushing           | 106     | 237     |
| Yards Lost Rushing             | 52      | 11      |
| NET YARDS PASSING              | 210     | 217     |
| Completions-Attempts-Int       | 23-41-2 | 17-22-0 |
| Average Per Attempt            | 5.1     | 9.9     |
| Average Per Completion         | 9.1     | 12.8    |
| Passing Touchdowns             | 1       | 2       |
| TOTAL OFFENSE YARDS            | 264     | 443     |
| Total offense plays            | 73      | 59      |
| Average Gain Per Play          | 3.6     | 7.5     |
| Fumbles: Number-Lost           | 4-1     | 3-2     |
| Penalties: Number-Yards        | 11-94   | 11-80   |
| PUNTS-YARDS                    | 6-256   | 3-141   |
| Average Yards Per Punt         | 42.7    | 47.0    |
| Net Yards Per Punt             | 27.2    | 36.7    |
| Inside 20                      | 0       | 0       |
| 50+ Yards                      | 1       | 2       |
| Touchbacks                     | 0       | 1       |
| Fair catch                     | 0       | 0       |
| KICKOFFS-YARDS                 | 2-130   | 8-461   |
| Average Yards Per Kickoff      | 65.0    | 57.6    |
| Net Yards Per Kickoff          | 43.0    | 38.9    |
| Touchbacks                     | 1       | 0       |
| Punt returns: Number-Yards-TD  | 1-11-0  | 6-93-1  |
| Average Per Return             | 11.0    | 15.5    |
| Kickoff returns: Number-Yds-TD | 8-150-0 | 1-24-0  |
| Average Per Return             | 18.8    | 24.0    |
| Interceptions: Number-Yds-TD   | 0-0-0   | 2-57-1  |
| Fumble Returns: Number-Yds-TD  | 1-53-0  | 0-0-0   |
| Miscellaneous Yards            | 0       | 0       |
| Possession Time                | 34:06   | 25:54   |
| 1st Quarter                    | 6:35    | 8:25    |
| 2nd Quarter                    | 7:25    | 7:35    |
| 3rd Quarter                    | 10:15   | 4:45    |
| 4th Quarter                    | 9:51    | 5:09    |
| Third-Down Conversions         | 5 of 17 | 3 of 9  |
| Fourth-Down Conversions        | 2 of 5  | 1 of 2  |
| Red-Zone Scores-Chances        | 1-4     | 2-4     |
| Touchdowns                     | 1-4     | 2-4     |
| Field goals                    | 0-4     | 0-4     |
| Sacks By: Number-Yards         | 0-0     | 3-15    |
| PAT Kicks                      | 1-1     | 7-7     |
| Field Goals                    | 0-0     | 0-0     |



Khary Bailey-Smith recovered two fumbles including one he forced and had a pass break-up at Vanderbilt.

**NASHVILLE** - Vanderbilt scored 14 points in the final two minutes of the first half and had a 28-point burst in the third quarter to break open a 49-7 win over the UMass football team on Saturday night at Vanderbilt Stadium. Jordan Rodgers threw for 217 yards and two touchdowns, while the Commodore's ground game picked up 226 yards and three total scores. Mike Wegzyn threw for 162 yards on 15-of-27 attempts. A.J. Doyle took over in the third quarter throwing his first career touchdown pass and going 8-for-14 for 48 yards.

Marken Michel and Deion Walker each had six catches for 56 and 51 yards, respectively. With career rushing leader Zac Stacy knocked out of the game in the first quarter, Brian Kimbrow and Wesley Tate shared the rushing load for a combined 179 of the Commodores' 226 yards.

Vanderbilt (4-4, 2-3 SEC) jumped on the scoreboard first after a 28 yard punt return by Jonathan Krause put the Commodores on the UMass 25 yard line with 6:12 left in the first quarter. On the second play of the drive, Wesley Tate scored on a 25-yard run giving Vandy a 7-0 lead.

In the second quarter, the Minutemen (0-8, 0-4 MAC) forced a Vanderbilt turnover on downs at their own 15-yard line. UMass marched the ball 74 yards on the ensuing drive but could not pick up a fourth-and-one at the Vanderbilt 9-yard line. The Minutemen forced a punt on the next Commodore possession and UMass marched to the Vandy 28 yard line but the drive stalled after not being able to pick up a first down on fourth-and-four.

The teams traded possessions from there before Vanderbilt scored a pair of touchdowns in the final two minutes of the first half. Kris Kentera caught a 25-yard pass thrown to the back left of the end zone with 1:53 to go in the second quarter. A fumble on the ensuing kick-off gave the Commodores the ball back at the UMass 24 yard line. On the third play of the drive Rodgers scrambled to the left before diving into the endzone giving Vanderbilt a 21-0 lead with 58 seconds left in the half.

A 28-point third quarter opened up the game for Vanderbilt. Rodgers hit Chris Boyd for a 14 yard touchdown with 6:34 to go before Trey Wilson picked off a Mike Wegzyn pass returning it for a 17-yard touchdown just 90 seconds later.

After UMass went three-and-out on the next possession, the Commodores took over at their own 26 yard line and Brian Kimbrow took the opening run of the drive 74 yards for the score.

Vandy closed out the scoring in the third quarter with a 40 yard punt return for a touchdown thanks to Krause.

UMass finally got on the scoreboard in the fourth quarter with a 10-yard pass from Doyle to Walker with 6:05 left in the game.

## UMass

|                  | No.                | Gain       | Loss      | Net         | TD          | Lg        | Avg.       |
|------------------|--------------------|------------|-----------|-------------|-------------|-----------|------------|
| <b>RUSHING</b>   |                    |            |           |             |             |           |            |
| Michael Cox      | 17                 | 67         | 11        | 56          | 0           | 22        | 3.3        |
| Mike Wegzyn      | 4                  | 9          | 7         | 2           | 0           | 7         | 0.5        |
| A.J. Doyle       | 7                  | 30         | 29        | 1           | 0           | 13        | 0.1        |
| Jordan Broadnax  | 1                  | 0          | 0         | 0           | 0           | 0         | 0.0        |
| Chris Burns      | 1                  | 0          | 1         | -1          | 0           | 0         | -1.0       |
| Jamal Wilson     | 2                  | 0          | 4         | -4          | 0           | 0         | -2.0       |
| <b>Totals...</b> | <b>32</b>          | <b>106</b> | <b>52</b> | <b>54</b>   | <b>0</b>    | <b>22</b> | <b>1.7</b> |
| <b>PASSING</b>   | <b>Cmp-Att-Int</b> | <b>Yds</b> | <b>TD</b> | <b>Long</b> | <b>Sack</b> |           |            |
| Mike Wegzyn      | 15-27-1            | 162        | 0         | 41          | 1           |           |            |
| A.J. Doyle       | 8-14-1             | 48         | 1         | 10          | 2           |           |            |
| <b>Totals...</b> | <b>23-41-2</b>     | <b>210</b> | <b>1</b>  | <b>41</b>   | <b>3</b>    |           |            |
| <b>RECEIVING</b> | <b>No.</b>         | <b>Yds</b> | <b>TD</b> | <b>Lg</b>   |             |           |            |
| Marken Michel    | 6                  | 56         | 0         | 21          |             |           |            |
| Deion Walker     | 6                  | 51         | 1         | 17          |             |           |            |
| Michael Cox      | 3                  | 49         | 0         | 41          |             |           |            |
| Rob Blanchflower | 2                  | 15         | 0         | 9           |             |           |            |
| Alan Williams    | 2                  | 14         | 0         | 13          |             |           |            |
| Tajae Sharpe     | 1                  | 17         | 0         | 17          |             |           |            |
| Bernard Davis    | 1                  | 9          | 0         | 9           |             |           |            |
| Jordan Broadnax  | 1                  | 4          | 0         | 4           |             |           |            |
| Elgin Long       | 1                  | -5         | 0         | 0           |             |           |            |
| <b>Totals...</b> | <b>23</b>          | <b>210</b> | <b>1</b>  | <b>41</b>   |             |           |            |

## Vanderbilt

|                  | No.                | Gain       | Loss      | Net         | TD          | Lg        | Avg.        |
|------------------|--------------------|------------|-----------|-------------|-------------|-----------|-------------|
| <b>RUSHING</b>   |                    |            |           |             |             |           |             |
| Brian Kimbrow    | 7                  | 98         | 0         | 98          | 1           | 74        | 14.0        |
| Wesley Tate      | 15                 | 81         | 0         | 81          | 1           | 25        | 5.4         |
| Jordan Rodgers   | 3                  | 22         | 0         | 22          | 1           | 15        | 7.3         |
| Zac Stacy        | 5                  | 16         | 1         | 15          | 0           | 8         | 3.0         |
| A Carta-Samuels  | 1                  | 10         | 0         | 10          | 0           | 8         | 10.0        |
| Warren Norman    | 3                  | 8          | 0         | 8           | 0           | 4         | 2.7         |
| <b>TEAM</b>      | <b>3</b>           | <b>0</b>   | <b>10</b> | <b>-10</b>  | <b>0</b>    | <b>0</b>  | <b>-3.3</b> |
| Josh Grady       | 0                  | 2          | 0         | 2           | 0           | 0         | 0.0         |
| <b>Totals...</b> | <b>37</b>          | <b>237</b> | <b>11</b> | <b>226</b>  | <b>3</b>    | <b>74</b> | <b>6.1</b>  |
| <b>PASSING</b>   | <b>Cmp-Att-Int</b> | <b>Yds</b> | <b>TD</b> | <b>Long</b> | <b>Sack</b> |           |             |
| Jordan Rodgers   | 17-21-0            | 217        | 2         | 29          | 0           |           |             |
| A Carta-Samuels  | 0-1-0              | 0          | 0         | 0           | 0           |           |             |
| <b>Totals...</b> | <b>17-22-0</b>     | <b>217</b> | <b>2</b>  | <b>29</b>   | <b>0</b>    |           |             |
| <b>RECEIVING</b> | <b>No.</b>         | <b>Yds</b> | <b>TD</b> | <b>Lg</b>   |             |           |             |
| Jordan Matthews  | 10                 | 112        | 0         | 29          |             |           |             |
| Chris Boyd       | 4                  | 59         | 1         | 19          |             |           |             |
| Kris Kentera     | 1                  | 25         | 1         | 25          |             |           |             |
| Fitz Lassing     | 1                  | 12         | 0         | 12          |             |           |             |
| Zac Stacy        | 1                  | 9          | 0         | 9           |             |           |             |
| <b>Totals...</b> | <b>17</b>          | <b>217</b> | <b>2</b>  | <b>29</b>   |             |           |             |


# GAME NINE

**MASSACHUSETTS** 0 0 0 0 0  
**NORTHERN ILLINOIS** 14 21 21 7 63

Nov. 3, 2012 | Huskie Stadium | DeKalb, Ill. | 3:30 PM | Atten: 11,114

## SCORING SUMMARY

|     |       |     |   |        |
|-----|-------|-----|---|--------|
| 1st | 06:29 | NIU | MOORE, Martel 9 yd pass from LYNCH, Jordan (SIMS, Mathew kick)    |        |
|     |       |     | 4 plays, 46 yards, TOP 0:55                                       | 0 - 7  |
|     | 03:48 | NIU | HARRIS, Keith 1 yd run (SIMS, Mathew kick)                        |        |
|     |       |     | 5 plays, 50 yards, TOP 1:20                                       | 0 - 14 |
| 2nd | 12:48 | NIU | DANIELS, Akeem 17 yd pass from LYNCH, Jordan (SIMS, Mathew kick)  |        |
|     |       |     | 10 plays, 75 yards, TOP 4:25                                      | 0 - 21 |
|     | 09:11 | NIU | LYNCH, Jordan 57 yd run (SIMS, Mathew kick)                       |        |
|     |       |     | 3 plays, 73 yards, TOP 0:43                                       | 0 - 28 |
|     | 02:58 | NIU | HARRIS, Keith 2 yd run (SIMS, Mathew kick)                        |        |
|     |       |     | 8 plays, 80 yards, TOP 2:51                                       | 0 - 35 |
| 3rd | 10:50 | NIU | DANIELS, Akeem 17 yd run (SIMS, Mathew kick)                      |        |
|     |       |     | 11 plays, 75 yards, TOP 4:10                                      | 0 - 42 |
|     | 06:49 | NIU | MCINTOSH, Matt 1 yd run (SIMS, Mathew kick)                       |        |
|     |       |     | 5 plays, 66 yards, TOP 2:02                                       | 0 - 49 |
|     | 03:50 | NIU | SEBASTIANO, A.J 6 yd pass from MCINTOSH, Matt (SIMS, Mathew kick) |        |
|     |       |     | 5 plays, 16 yards, TOP 2:59                                       | 0 - 56 |
| 4th | 08:12 | NIU | MCINTOSH, Matt 7 yd run (SIMS, Mathew kick)                       |        |
|     |       |     | 8 plays, 70 yards, TOP 3:57                                       | 0 - 63 |



True freshman safety Joe Colton led UMass with 10 tackles and forced a fumble for the second straight game at Northern Illinois.

## TEAM STATS

| TEAM TOTALS                    | UMASS   | NIU     |
|--------------------------------|---------|---------|
| FIRST DOWNS                    | 23      | 28      |
| Rushing                        | 11      | 15      |
| Passing                        | 9       | 12      |
| Penalty                        | 3       | 1       |
| NET YARDS RUSHING              | 114     | 332     |
| Rushing Attempts               | 46      | 49      |
| Average Per Rush               | 2.5     | 6.8     |
| Rushing Touchdowns             | 0       | 6       |
| Yards Gained Rushing           | 151     | 346     |
| Yards Lost Rushing             | 37      | 14      |
| NET YARDS PASSING              | 153     | 278     |
| Completions-Attempts-Int       | 20-37-1 | 20-26-0 |
| Average Per Attempt            | 4.1     | 10.7    |
| Average Per Completion         | 7.7     | 13.9    |
| Passing Touchdowns             | 0       | 3       |
| TOTAL OFFENSE YARDS            | 267     | 610     |
| Total offense plays            | 83      | 75      |
| Average Gain Per Play          | 3.2     | 8.1     |
| Fumbles: Number-Lost           | 4-3     | 2-1     |
| Penalties: Number-Yards        | 2-20    | 10-88   |
| PUNTS-YARDS                    | 5-219   | 1-46    |
| Average Yards Per Punt         | 43.8    | 46.0    |
| Net Yards Per Punt             | 36.6    | 46.0    |
| Inside 20                      | 0       | 1       |
| 50+ Yards                      | 1       | 0       |
| Touchbacks                     | 1       | 0       |
| Fair catch                     | 0       | 0       |
| KICKOFFS-YARDS                 | 1-65    | 10-610  |
| Average Yards Per Kickoff      | 65.0    | 61.0    |
| Net Yards Per Kickoff          | 45.0    | 43.3    |
| Touchbacks                     | 1       | 4       |
| Punt returns: Number-Yards-TD  | 0-0-0   | 3-16-0  |
| Average Per Return             | 0.0     | 5.3     |
| Kickoff returns: Number-Yds-TD | 6-77-0  | 0-0-0   |
| Average Per Return             | 12.8    | 0.0     |
| Interceptions: Number-Yds-TD   | 0-0-0   | 1-17-0  |
| Fumble Returns: Number-Yds-TD  | 0-0-0   | 0-0-0   |
| Miscellaneous Yards            | 0       | 0       |
| Possession Time                | 30:57   | 29:03   |
| 1st Quarter                    | 7:52    | 7:08    |
| 2nd Quarter                    | 9:05    | 5:55    |
| 3rd Quarter                    | 4:02    | 10:58   |
| 4th Quarter                    | 9:58    | 5:02    |
| Third-Down Conversions         | 6 of 18 | 9 of 11 |
| Fourth-Down Conversions        | 1 of 6  | 0 of 1  |
| Red-Zone Scores-Chances        | 0-1     | 8-9     |
| Touchdowns                     | 0-1     | 8-9     |
| Field goals                    | 0-1     | 0-9     |
| Sacks By: Number-Yards         | 1-6     | 4-22    |
| PAT Kicks                      | 0-0     | 9-9     |
| Field Goals                    | 0-0     | 0-0     |

**DeKALB, Ill. -** Jordan Lynch ran for 157 yards and threw for 191 yards to lead Northern Illinois to a 63-0 win over the UMass football team on Saturday afternoon at Huskie Stadium. Joe Colton led the UMass defense with 10 tackles and a forced fumble. Mike Cox led the offense with 81 yards rushing. The Minutemen will return to action next Saturday at Akron.

Mike Wegzyn completed 16-of-28 passes for 137 yards. Marken Michel and Rob Blanchflower led UMass in receiving with six catches (42 yards) and 4 catches (55 yards), respectively.

Lynch was relieved in the third quarter by Matt McIntosh who was 4-of-6 through the air with a touchdown and seven runs for 45 yards and two touchdowns. Tommy Lee Lewis had six catches for 86 yards.

Along with Colton, Perry McIntyre led UMass with eight tackles followed by seven from Khary Bailey-Smith.

Northern Illinois was led defensively by Dominique Ware who had eight tackles. The Huskies recovered three fumbles and had an interception along with four sacks.

## UMass

| RUSHING       | No. | Gain | Loss | Net | TD | Lg | Avg. |
|---------------|-----|------|------|-----|----|----|------|
| Michael Cox   | 25  | 94   | 13   | 81  | 0  | 18 | 3.2  |
| Jamal Wilson  | 10  | 37   | 2    | 35  | 0  | 13 | 3.5  |
| Stanley Andre | 1   | 8    | 0    | 8   | 0  | 8  | 8.0  |
| A.J. Doyle    | 3   | 4    | 7    | -3  | 0  | 2  | -1.0 |
| Mike Wegzyn   | 7   | 8    | 15   | -7  | 0  | 3  | -1.0 |
| Totals...     | 46  | 151  | 37   | 114 | 0  | 18 | 2.5  |

| PASSING     | Cmp | Att | Int | Yds | TD | Long | Sack |
|-------------|-----|-----|-----|-----|----|------|------|
| Mike Wegzyn | 16  | 28  | 0   | 137 | 0  | 19   | 3    |
| A.J. Doyle  | 4   | 9   | 1   | 16  | 0  | 7    | 1    |
| Totals...   | 20  | 37  | 1   | 153 | 0  | 19   | 4    |

| RECEIVING        | No. | Yds | TD | Lg |
|------------------|-----|-----|----|----|
| Marken Michel    | 6   | 42  | 0  | 18 |
| Rob Blanchflower | 4   | 55  | 0  | 19 |
| Bernard Davis    | 3   | 12  | 0  | 7  |
| Deion Walker     | 2   | 15  | 0  | 12 |
| Michael Cox      | 2   | 12  | 0  | 10 |
| Alan Williams    | 1   | 12  | 0  | 12 |
| Elgin Long       | 1   | 4   | 0  | 4  |
| Tajae Sharpe     | 1   | 1   | 0  | 1  |
| Totals...        | 20  | 153 | 0  | 19 |

## Northern Illinois

| RUSHING         | No. | Gain | Loss | Net | TD | Lg | Avg. |
|-----------------|-----|------|------|-----|----|----|------|
| LYNCH, Jordan   | 15  | 163  | 6    | 157 | 1  | 57 | 10.5 |
| MCINTOSH, Matt  | 7   | 45   | 0    | 45  | 2  | 15 | 6.4  |
| DANIELS, Akeem  | 4   | 34   | 0    | 34  | 1  | 17 | 8.5  |
| SPENCER, James  | 2   | 30   | 0    | 30  | 0  | 14 | 15.0 |
| HARRIS, Keith   | 13  | 28   | 3    | 25  | 2  | 9  | 1.9  |
| BRINLEE, Jacob  | 2   | 20   | 0    | 20  | 0  | 11 | 10.0 |
| BOWERS, Giorgio | 3   | 21   | 1    | 20  | 0  | 12 | 6.7  |
| STINGILY, Camer | 1   | 5    | 0    | 5   | 0  | 5  | 5.0  |
| TEAM            | 2   | 0    | 4    | -4  | 0  | 0  | -2.0 |
| Totals...       | 49  | 346  | 14   | 332 | 6  | 57 | 6.8  |

| PASSING        | Cmp | Att | Int | Yds | TD | Long | Sack |
|----------------|-----|-----|-----|-----|----|------|------|
| LYNCH, Jordan  | 15  | 19  | 0   | 191 | 2  | 29   | 1    |
| MCINTOSH, Matt | 4   | 6   | 0   | 43  | 1  | 34   | 0    |
| WELLS, Jamison | 1   | 1   | 0   | 44  | 0  | 44   | 0    |
| Totals...      | 20  | 26  | 0   | 278 | 3  | 44   | 1    |

| RECEIVING        | No. | Yds | TD | Lg |
|------------------|-----|-----|----|----|
| LEWIS, Tommy Lee | 6   | 86  | 0  | 29 |
| BRESCACIN, Juwa  | 4   | 82  | 0  | 44 |
| SEBASTIANO, A.J  | 3   | 40  | 1  | 34 |
| MOORE, Martel    | 3   | 29  | 1  | 14 |
| DANIELS, Akeem   | 1   | 17  | 1  | 17 |
| EAKES, Luke      | 1   | 12  | 0  | 12 |
| WELLS, Jamison   | 1   | 9   | 0  | 9  |
| BRINLEE, Jacob   | 1   | 3   | 0  | 3  |
| Totals...        | 20  | 278 | 3  | 44 |



# GAME TEN

**MASSACHUSETTS 3 12 0 7 22**  
**AKRON 0 0 7 7 14**

Nov. 10, 2012 | InfoCision Stadium | Akron, Ohio. | 2 PM | Atten: 7,716

## SCORING SUMMARY

|     |       |       |  |         |
|-----|-------|-------|--|---------|
| 1st | 02:21 | UMASS | Blake Lucas 23 yd field goal   |         |
|     |       |       | 4 plays, 9 yards, TOP 1:19   | 3 - 0   |
| 2nd | 11:37 | UMASS | Blake Lucas 26 yd field goal   |         |
|     |       |       | 11 plays, 72 yards, TOP 3:15   | 6 - 0   |
|     | 06:35 | UMASS | Alan Williams 24 yd pass from Mike Wegzyn (Mike Wegzyn pass failed)  |         |
|     |       |       | 3 plays, 22 yards, TOP 0:37  | 12 - 0  |
|     | 00:13 | UMASS | Blake Lucas 35 yd field goal   |         |
|     |       |       | 4 plays, 5 yards, TOP 1:06   | 15 - 0  |
| 3rd | 08:49 | AKRON | CHISHOLM, Jawon 1 yd run (STEIN, Robert kick)                        |         |
|     |       |       | 10 plays, 61 yards, TOP 3:46   | 15 - 7  |
| 4th | 03:59 | UMASS | Mike Wegzyn 1 yd run (Blake Lucas kick)                              |         |
|     |       |       | 2 plays, 1 yard, TOP 0:50  | 22 - 7  |
|     | 02:27 | AKRON | SUEL, Marquelo 19 yd pass from WILLIAMS, Dalton (STEIN, Robert kick) |         |
|     |       |       | 9 plays, 76 yards, TOP 1:26  | 22 - 14 |



UMass head coach Charley Molnar gets the "Gatorade Shower" following the Minutemen's first-ever win at the FBS level, 22-14, at Akron.

## TEAM STATS

| TEAM TOTALS                    | UMASS   | AKRON   |
|--------------------------------|---------|---------|
| FIRST DOWNS                    | 21      | 24      |
| Rushing                        | 4       | 7       |
| Passing                        | 14      | 17      |
| Penalty                        | 3       | 0       |
| NET YARDS RUSHING              | 61      | 95      |
| Rushing Attempts               | 33      | 27      |
| Average Per Rush               | 1.8     | 3.5     |
| Rushing Touchdowns             | 1       | 1       |
| Yards Gained Rushing           | 91      | 114     |
| Yards Lost Rushing             | 30      | 19      |
| NET YARDS PASSING              | 266     | 332     |
| Completions-Attempts-Int       | 23-39-1 | 34-51-4 |
| Average Per Attempt            | 6.8     | 6.5     |
| Average Per Completion         | 11.6    | 9.8     |
| Passing Touchdowns             | 1       | 1       |
| TOTAL OFFENSE YARDS            | 327     | 427     |
| Total offense plays            | 72      | 78      |
| Average Gain Per Play          | 4.5     | 5.5     |
| Fumbles: Number-Lost           | 3-1     | 4-1     |
| Penalties: Number-Yards        | 5-35    | 12-75   |
| PUNTS-YARDS                    | 6-269   | 6-204   |
| Average Yards Per Punt         | 44.8    | 34.0    |
| Net Yards Per Punt             | 44.0    | 23.2    |
| Inside 20                      | 4       | 2       |
| 50+ Yards                      | 2       | 1       |
| Touchbacks                     | 0       | 1       |
| Fair catch                     | 0       | 1       |
| KICKOFFS-YARDS                 | 6-340   | 3-192   |
| Average Yards Per Kickoff      | 56.7    | 64.0    |
| Net Yards Per Kickoff          | 40.3    | 39.0    |
| Touchbacks                     | 2       | 2       |
| Punt returns: Number-Yards-TD  | 2-40-0  | 1-5-0   |
| Average Per Return             | 20.0    | 5.0     |
| Kickoff returns: Number-Yds-TD | 1-25-0  | 3-48-0  |
| Average Per Return             | 25.0    | 16.0    |
| Interceptions: Number-Yds-TD   | 4-80-0  | 1-0-0   |
| Fumble Returns: Number-Yds-TD  | 1-6-0   | 1-3-0   |
| Miscellaneous Yards            | 0       | 0       |
| Possession Time                | 32:56   | 27:04   |
| 1st Quarter                    | 9:39    | 5:21    |
| 2nd Quarter                    | 7:34    | 7:26    |
| 3rd Quarter                    | 6:40    | 8:20    |
| 4th Quarter                    | 9:03    | 5:57    |
| Third-Down Conversions         | 9 of 18 | 4 of 12 |
| Fourth-Down Conversions        | 0 of 0  | 0 of 1  |
| Red-Zone Scores-Chances        | 4-5     | 2-2     |
| Touchdowns                     | 1-5     | 2-2     |
| Field goals                    | 3-5     | 0-2     |
| Sacks By: Number-Yards         | 1-9     | 3-10    |
| PAT Kicks                      | 1-1     | 2-2     |
| Field Goals                    | 3-3     | 0-0     |

**AKRON, Ohio** - The Minutemen defense forced four interceptions to lead the UMass football team to its first win at the FBS level, 22-14, at Akron on Saturday afternoon at InfoCision Stadium. Along with the defensive efforts, the UMass special teams came up with a blocked punt, three field goals and three consecutive punts downed inside the five-yard line in the fourth quarter. With the win, UMass improves to 1-9 overall and 1-5 in the Mid-American Conference.

Mike Wegzyn completed 23-of-39 passes for 266 yards and a touchdown marking his second highest yardage total for the season. He also ran for a one-yard touchdown pass in the fourth quarter to seal the win. Alan Williams and Rob Blanchflower each hauled in six recpetions with Williams posting a team-high 86 yards and a touchdown.

Darren Thellen led the defense with 11 tackles, while Perry McIntyre added nine. Khary Bailey-Smith, Randall Jette, Joe Colton and Ed Saint-Vil each recorded interceptions.

Special teams were also key for the Minutemen with Blake Lucas accounting for 10 of UMass' 15 points hitting three field goals and an extra point. Punter Colter Johnson averaged 44.8 yards per kick with four punts inside the 10-yard line including three straight in the fourth quarter inside the three-yard line.

Dalton Williams finished the game going 34-of-51 for 332 yards and a touchdown along with four interceptions. Jawon Chisholm rushed for 103 yards and a touchdown. Marquelo Suel led Akron with 10 receptions for 105 yards and a score as one of 10 Zips with a catch in the game.

## UMass

| RUSHING         | No. | Gain | Loss | Net | TD | Lg | Avg. |
|-----------------|-----|------|------|-----|----|----|------|
| Michael Cox     | 15  | 46   | 2    | 44  | 0  | 12 | 2.9  |
| Jordan Broadnax | 4   | 23   | 4    | 19  | 0  | 12 | 4.8  |
| Mike Wegzyn     | 10  | 21   | 18   | 3   | 1  | 11 | 0.3  |
| Alan Williams   | 1   | 1    | 0    | 1   | 0  | 1  | 1.0  |
| TEAM            | 3   | 0    | 6    | -6  | 0  | 0  | -2.0 |
| Totals...       | 33  | 91   | 30   | 61  | 1  | 12 | 1.8  |

| PASSING     | Cmp | Att | Int | Yds | TD | Long | Sack |
|-------------|-----|-----|-----|-----|----|------|------|
| Mike Wegzyn | 23  | 39  | 1   | 266 | 1  | 36   | 3    |
| Totals...   | 23  | 39  | 1   | 266 | 1  | 36   | 3    |

| RECEIVING        | No. | Yds | TD | Lg |
|------------------|-----|-----|----|----|
| Alan Williams    | 6   | 86  | 1  | 36 |
| Rob Blanchflower | 6   | 64  | 0  | 18 |
| Deion Walker     | 5   | 47  | 0  | 14 |
| Tajae Sharpe     | 3   | 50  | 0  | 35 |
| Jordan Broadnax  | 2   | 19  | 0  | 9  |
| Michael Boland   | 1   | 0   | 0  | 0  |
| Totals...        | 23  | 266 | 1  | 36 |

## Akron

| RUSHING          | No. | Gain | Loss | Net | TD | Lg | Avg. |
|------------------|-----|------|------|-----|----|----|------|
| CHISHOLM, Jawon  | 23  | 110  | 7    | 103 | 1  | 22 | 4.5  |
| HINES, Quentin   | 1   | 4    | 0    | 4   | 0  | 4  | 4.0  |
| TEAM             | 1   | 0    | 3    | -3  | 0  | 0  | -3.0 |
| WILLIAMS, Dalton | 2   | 0    | 9    | -9  | 0  | 0  | -4.5 |
| Totals...        | 27  | 114  | 19   | 95  | 1  | 22 | 3.5  |

| PASSING          | Cmp | Att | Int | Yds | TD | Long | Sack |
|------------------|-----|-----|-----|-----|----|------|------|
| WILLIAMS, Dalton | 34  | 51  | 4   | 332 | 1  | 21   | 1    |
| Totals...        | 34  | 51  | 4   | 332 | 1  | 21   | 1    |

| RECEIVING       | No. | Yds | TD | Lg |
|-----------------|-----|-----|----|----|
| Jordan Matthews | 10  | 112 | 0  | 29 |
| SUEL, Marquelo  | 10  | 105 | 1  | 19 |
| SCONIER, Keith  | 5   | 53  | 0  | 21 |
| FRIESON, Dee    | 5   | 46  | 0  | 19 |
| CHISHOLM, Jawon | 4   | 44  | 0  | 19 |
| HUNDLEY, Conor  | 2   | 30  | 0  | 18 |
| SMITH, L.T.     | 2   | 27  | 0  | 19 |
| DILLARD, Jerrod | 2   | 17  | 0  | 12 |
| GOODMAN, Tyrell | 2   | 1   | 0  | 1  |
| DAVIS, Imani    | 1   | 5   | 0  | 5  |
| HINES, Quentin  | 1   | 4   | 0  | 4  |
| Totals...       | 34  | 332 | 1  | 21 |




# GAME ELEVEN

|                      |          |           |           |           |           |
|----------------------|----------|-----------|-----------|-----------|-----------|
| <b>BUFFALO</b>       | <b>0</b> | <b>0</b>  | <b>14</b> | <b>15</b> | <b>29</b> |
| <b>MASSACHUSETTS</b> | <b>3</b> | <b>10</b> | <b>6</b>  | <b>0</b>  | <b>19</b> |

Nov. 17, 2012 | Gillette Stadium | Foxborough, Mass. | 3:05 PM | Atten: 12,649

## SCORING SUMMARY

|     |       |       |  |         |
|-----|-------|-------|--|---------|
| 1st | 03:42 | UMASS | Blake Lucas 39 yd field goal   |         |
|     |       |       | 4 plays, 6 yards, TOP 0:45   | 0 - 3   |
| 2nd | 05:59 | UMASS | Blake Lucas 32 yd field goal   |         |
|     |       |       | 12 plays, 72 yards, TOP 4:59   | 0 - 6   |
|     | 00:56 | UMASS | Rob Blanchflower 14 yd pass from Mike Wegzyn (Blake Lucas kick)                |         |
|     |       |       | 5 plays, 42 yards, TOP 1:15  | 0 - 13  |
| 3rd | 10:31 | UB    | Minniefield, Kyn 33 yd blocked punt return (Clarke, Patrick kick)              |         |
|     |       |       |  | 7 - 13  |
|     | 06:49 | UMASS | Michael Cox 3 yd run (Jeff Strait rush failed)                                 |         |
|     |       |       | 3 plays, 41 yards, TOP 0:25  | 7 - 19  |
|     | 02:13 | UB    | Gordon, Jimmy 3 yd pass from Licata, Joe (Clarke, Patrick kick)                |         |
|     |       |       | 11 plays, 79 yards, TOP 4:36   | 14 - 19 |
| 4th | 12:45 | UB    | Neutz, Alex 6 yd pass from Licata, Joe (Weiser, Matt pass from Dennison, Alex) |         |
|     |       |       | 9 plays, 77 yards, TOP 2:41  | 22 - 19 |
|     | 02:00 | UB    | Murie, Brandon 12 yd run (Clarke, Patrick kick)                                |         |
|     |       |       | 15 plays, 80 yards, TOP 7:10   | 29 - 19 |



Freshman kicker Blake Lucas converted a career-long 39-yard field goal against Buffalo and is 5-for-5 on attempts over the previous two contests.

## TEAM STATS

| TEAM TOTALS                    | UB      | UMASS   |
|--------------------------------|---------|---------|
| FIRST DOWNS                    | 20      | 20      |
| Rushing                        | 7       | 2       |
| Passing                        | 12      | 14      |
| Penalty                        | 1       | 4       |
| NET YARDS RUSHING              | 168     | 49      |
| Rushing Attempts               | 41      | 35      |
| Average Per Rush               | 4.1     | 1.4     |
| Rushing Touchdowns             | 1       | 1       |
| Yards Gained Rushing           | 187     | 102     |
| Yards Lost Rushing             | 19      | 53      |
| NET YARDS PASSING              | 237     | 215     |
| Completions-Attempts-Int       | 19-31-1 | 20-40-2 |
| Average Per Attempt            | 7.6     | 5.4     |
| Average Per Completion         | 12.5    | 10.8    |
| Passing Touchdowns             | 2       | 1       |
| TOTAL OFFENSE YARDS            | 405     | 264     |
| Total offense plays            | 72      | 75      |
| Average Gain Per Play          | 5.6     | 3.5     |
| Fumbles: Number-Lost           | 1-1     | 1-0     |
| Penalties: Number-Yards        | 10-98   | 2-20    |
| PUNTS-YARDS                    | 6-236   | 6-253   |
| Average Yards Per Punt         | 39.3    | 42.2    |
| Net Yards Per Punt             | 28.5    | 33.3    |
| Inside 20                      | 1       | 2       |
| 50+ Yards                      | 0       | 3       |
| Touchbacks                     | 0       | 1       |
| Fair catch                     | 1       | 1       |
| KICKOFFS-YARDS                 | 5-286   | 5-314   |
| Average Yards Per Kickoff      | 57.2    | 62.8    |
| Net Yards Per Kickoff          | 40.0    | 42.6    |
| Touchbacks                     | 0       | 1       |
| Punt returns: Number-Yards-TD  | 0-33-1  | 3-65-0  |
| Average Per Return             | 0.0     | 21.7    |
| Kickoff returns: Number-Yds-TD | 4-76-0  | 5-86-0  |
| Average Per Return             | 19.0    | 17.2    |
| Interceptions: Number-Yds-TD   | 2-28-0  | 1-0-0   |
| Fumble Returns: Number-Yds-TD  | 0-0-0   | 0-0-0   |
| Miscellaneous Yards            | 0       | 0       |
| Possession Time                | 30:00   | 30:00   |
| 1st Quarter                    | 6:10    | 8:50    |
| 2nd Quarter                    | 6:27    | 8:33    |
| 3rd Quarter                    | 7:48    | 7:12    |
| 4th Quarter                    | 9:35    | 5:25    |
| Third-Down Conversions         | 6 of 12 | 7 of 18 |
| Fourth-Down Conversions        | 0 of 0  | 1 of 2  |
| Red-Zone Scores-Chances        | 3-4     | 3-4     |
| Touchdowns                     | 3-4     | 2-4     |
| Field goals                    | 0-4     | 1-4     |
| Sacks By: Number-Yards         | 8-54    | 2-13    |
| PAT Kicks                      | 3-3     | 1-1     |
| Field Goals                    | 0-0     | 2-2     |

**FOXBOROUGH, Mass.** - After a strong opening half, the UMass football team took a 13-0 lead into the locker room, but four second-half touchdowns helped Buffalo rally past the Minutemen, 29-19 at Gillette Stadium on Saturday evening. UMass will wrap up its inaugural FBS season on Friday, Nov. 23, at home against Central Michigan at 3 p.m.

Buffalo improves to a 4-7 record while UMass falls to a 1-10 record.

Coming off a career day against Akron last week, Blake Lucas continued his success, kicking two field goals, including a career-long 39-yarder, and converting one extra point.

Mike Wegzyn threw for 215 yards for the Minutemen, completing 20-of-40 with one touchdown, while Deion Walker paced UMass' receiving corps with 83 yards on five catches. Tying a career high with seven receptions, Alan Williams followed with 62 yards, while Rob Blanchflower had four catches for 44 yards, including a touchdown. Michael Cox, the leading rusher for the Minutemen, ran for 31 yards and a TD on 13 carries.

Defensively for UMass, Perry McIntyre had 13 tackles and one sack, while Ed Saint-Vil made a single-game career-high 11 stops. Randall Jette finished with seven tackles and recorded an interception for a second-straight contest.

Brandon Murie and Rashad Jean combined for 163 yards on the ground for Buffalo with 90 and 73, respectively. Joe Licata finished 18-for-30 with 226 yards and two TDs. Alex Neutz had nine catches for 76 yards and Fred Lee totaled 93 yards on three catches.

## Buffalo

|                | No.     | Gain | Loss | Net | TD | Lg | Avg. |
|----------------|---------|------|------|-----|----|----|------|
| RUSHING        |         |      |      |     |    |    |      |
| MURIE, Brandon | 16      | 94   | 4    | 90  | 1  | 20 | 5.6  |
| JEAN, Rashad   | 17      | 73   | 0    | 73  | 0  | 11 | 4.3  |
| LICATA, Joe    | 5       | 17   | 13   | 4   | 0  | 8  | 0.8  |
| ADJEL, Natey   | 1       | 2    | 0    | 2   | 0  | 2  | 2.0  |
| DENNISON, Alex | 1       | 1    | 0    | 1   | 0  | 1  | 1.0  |
| TEAM           | 1       | 0    | 2    | -2  | 0  | 0  | -2.0 |
| Totals...      | 41      | 187  | 19   | 168 | 1  | 20 | 4.1  |
| PASSING        |         |      |      |     |    |    |      |
| LICATA, Joe    | 18-30-1 | 226  | 2    | 44  |    |    | 2    |
| DENNISON, Alex | 1-1-0   | 11   | 0    | 11  |    |    | 0    |
| Totals...      | 19-31-1 | 237  | 2    | 44  |    |    | 2    |
| RECEIVING      |         |      |      |     |    |    |      |
| NEUTZ, Alex    | 9       | 76   | 1    | 28  |    |    |      |
| LEE, Fred      | 3       | 93   | 0    | 44  |    |    |      |
| JOHNSON, Rudy  | 3       | 39   | 0    | 17  |    |    |      |
| GORDON, Jimmy  | 2       | 14   | 1    | 11  |    |    |      |
| JEAN, Rashad   | 1       | 8    | 0    | 8   |    |    |      |
| DENNISON, Alex | 1       | 7    | 0    | 7   |    |    |      |
| Totals...      | 19      | 237  | 2    | 44  |    |    |      |

## UMass

|                  | No.     | Gain | Loss | Net | TD | Lg | Avg. |
|------------------|---------|------|------|-----|----|----|------|
| RUSHING          |         |      |      |     |    |    |      |
| Michael Cox      | 13      | 31   | 0    | 31  | 1  | 6  | 2.4  |
| Jordan Broadnax  | 9       | 32   | 2    | 20  | 0  | 9  | 3.3  |
| Mike Wegzyn      | 13      | 39   | 51   | -12 | 0  | 20 | -0.9 |
| Totals...        | 35      | 102  | 53   | 49  | 1  | 20 | 1.4  |
| PASSING          |         |      |      |     |    |    |      |
| Mike Wegzyn      | 20-40-1 | 215  | 1    | 38  |    |    | 8    |
| Totals...        | 20-40-1 | 215  | 1    | 38  |    |    | 8    |
| RECEIVING        |         |      |      |     |    |    |      |
| Alan Williams    | 7       | 62   | 0    | 15  |    |    |      |
| Deion Walker     | 5       | 83   | 0    | 38  |    |    |      |
| Rob Blanchflower | 4       | 44   | 1    | 14  |    |    |      |
| Jordan Broadnax  | 2       | 12   | 0    | 7   |    |    |      |
| Tajae Sharpe     | 1       | 13   | 0    | 13  |    |    |      |
| Michael Cox      | 1       | 1    | 0    | 1   |    |    |      |
| Totals...        | 20      | 215  | 1    | 38  |    |    |      |



# GAME TWELVE

**CENTRAL MICHIGAN 7 7 14 14 42**  
**MASSACHUSETTS 0 14 7 0 21**

Nov. 23, 2012 | Gillette Stadium | Foxborough, Mass. | 3 PM | Atten: 6,385

## SCORING SUMMARY

|     |       |       |  |         |
|-----|-------|-------|--|---------|
| 1st | 07:54 | CMU   | TIPTON, Zurlon 1 yd run (HARMAN, David kick)                       |         |
|     |       |       | 10 plays, 48 yards, TOP 4:54                                       | 7 - 0   |
| 2nd | 13:34 | CMU   | ODYKIRK, Connor 5 yd pass from RADCLIFF, Ryan (HARMAN, David kick) |         |
|     |       |       | 10 plays, 77 yards, TOP 5:27                                       | 14 - 0  |
|     | 09:23 | UMASS | Michael Cox 1 yd run (Blake Lucas kick)                            |         |
|     |       |       | 3 plays, 9 yards, TOP 0:51   | 14 - 7  |
|     | 00:04 | UMASS | Rob Blanchflower 8 yd pass from A.J. Doyle (Blake Lucas kick)      |         |
|     |       |       | 9 plays, 50 yards, TOP 2:13  | 14 - 14 |
| 3rd | 11:34 | UMASS | Deion Walker 11 yd pass from A.J. Doyle (Blake Lucas kick)         |         |
|     |       |       | 9 plays, 65 yards, TOP 3:26  | 14 - 21 |
|     | 02:21 | CMU   | TIPTON, Zurlon 3 yd run (HARMAN, David kick)                       |         |
|     |       |       | 11 plays, 70 yards, TOP 5:35                                       | 21 - 21 |
|     | 01:48 | CMU   | TIPTON, Zurlon 9 yd run (HARMAN, David kick)                       |         |
|     |       |       | 1 play, 9 yards, TOP 0:05  | 28 - 21 |
| 4th | 12:16 | CMU   | LAVALLII, S. 6 yd run (HARMAN, David kick)                         |         |
|     |       |       | 7 plays, 42 yards, TOP 3:37  | 35 - 21 |
|     | 06:19 | CMU   | TIPTON, Zurlon 61 yd run (HARMAN, David kick)                      |         |
|     |       |       | 2 plays, 62 yards, TOP 0:57  | 42 - 21 |



UMass head coach Charley Molnar gets the "Gatorade Shower" following the Minutemen's first-ever win at the FBS level, 22-14, at Akron.

## TEAM STATS

| TEAM TOTALS                    | CMU     | UMASS   |
|--------------------------------|---------|---------|
| FIRST DOWNS                    | 18      | 18      |
| Rushing                        | 12      | 5       |
| Passing                        | 6       | 12      |
| Penalty                        | 0       | 1       |
| NET YARDS RUSHING              | 262     | 64      |
| Rushing Attempts               | 42      | 26      |
| Average Per Rush               | 6.2     | 2.5     |
| Rushing Touchdowns             | 5       | 1       |
| Yards Gained Rushing           | 266     | 92      |
| Yards Lost Rushing             | 4       | 28      |
| NET YARDS PASSING              | 82      | 253     |
| Completions-Attempts-Int       | 10-19-1 | 30-46-4 |
| Average Per Attempt            | 4.3     | 5.5     |
| Average Per Completion         | 8.2     | 8.4     |
| Passing Touchdowns             | 1       | 2       |
| TOTAL OFFENSE YARDS            | 344     | 317     |
| Total offense plays            | 61      | 72      |
| Average Gain Per Play          | 5.6     | 4.4     |
| Fumbles: Number-Lost           | 0-0     | 0-0     |
| Penalties: Number-Yards        | 4-35    | 7-63    |
| PUNTS-YARDS                    | 4-171   | 4-149   |
| Average Yards Per Punt         | 42.8    | 37.2    |
| Net Yards Per Punt             | 36.2    | 32.2    |
| Inside 20                      | 0       | 0       |
| 50+ Yards                      | 0       | 0       |
| Touchbacks                     | 0       | 1       |
| Fair catch                     | 1       | 2       |
| KICKOFFS-YARDS                 | 7-432   | 4-227   |
| Average Yards Per Kickoff      | 61.7    | 56.8    |
| Net Yards Per Kickoff          | 46.1    | 36.0    |
| Touchbacks                     | 1       | 0       |
| Punt returns: Number-Yards-TD  | 0-0-0   | 2-26-0  |
| Average Per Return             | 0.0     | 13.0    |
| Kickoff returns: Number-Yds-TD | 4-83-0  | 5-84-0  |
| Average Per Return             | 20.8    | 16.8    |
| Interceptions: Number-Yds-TD   | 4-40-0  | 1-25-0  |
| Fumble Returns: Number-Yds-TD  | 0-0-0   | 0-0-0   |
| Miscellaneous Yards            | 0       | 0       |
| Possession Time                | 29:32   | 30:28   |
| 1st Quarter                    | 9:55    | 5:05    |
| 2nd Quarter                    | 4:29    | 10:31   |
| 3rd Quarter                    | 8:12    | 6:48    |
| 4th Quarter                    | 6:56    | 8:04    |
| Third-Down Conversions         | 5 of 10 | 6 of 15 |
| Fourth-Down Conversions        | 0 of 1  | 1 of 3  |
| Red-Zone Scores-Chances        | 5-6     | 3-4     |
| Touchdowns                     | 5-6     | 3-4     |
| Field goals                    | 0-6     | 0-4     |
| Sacks By: Number-Yards         | 2-18    | 1-2     |
| PAT Kicks                      | 6-6     | 3-3     |
| Field Goals                    | 0-0     | 0-0     |

**FOXBOROUGH, Mass.** - Zurlon Tipton rushed for 185 yards and four touchdowns as Central Michigan came from behind to beat Massachusetts, 42-21, on the Minutemen's Senior Day at Gillette Stadium Friday.

Tipton's 25 carries helped CMU (6-6, 4-4 Mid-American Conference) become the seventh bowl eligible team from the MAC as the Chippewas erased a 21-14 third quarter deficit with 28-unanswered points. Ryan Radcliff was 10-of-19 and threw for 82 yards with a touchdown and an interception.

UMass (1-11, 1-7 MAC) was narrowly outgained 340-318 in total offense but two second-half interceptions turned the momentum after the Minutemen had taken their first lead of the game early in the third.

Freshman A.J. Doyle made his first career start and threw for 253 yards on 30-of-45 passing and a pair of touchdowns, including the two interceptions.

His favorite target during the contest was tight end Rob Blanchflower, who caught 10 passes for 100 yards and a TD. Alan Williams and Deion Walker each hauled in seven balls. Michael Cox rushed for 66 yards and a touchdown on 17 carries.

CMU took the first lead of the game when Zurlon Tipton finished a 48-yard drive with a one-yard rush on its second possession of the contest.

A Radcliff 5-yard pass to tight end Connor Odykirk in the opening minutes of the second quarter doubled the Chippewa lead to 14-0.

Darren Thellen intercepted Radcliff and returned it 24 yards to the nine to set-up the Minutemen's first score of the contest - a 1-yard Michael Cox rush just inside the pylon on the left side of the endzone.

Doyle hit Rob Blanchflower on a slant with four seconds left in the half to knot the score up at 14-14.

UMass came out of the half with a strong 65-yard drive that saw Doyle complete all five pass attempts for 39 yards, including a nine-yarder to Deion Walker for a touchdown that put the Minutemen ahead 21-14.

CMU tied it on the next possession, marching 70 yards on 11 plays with Tipton doing most of the damage on the ground. His three-yard carry with 2:21 on the clock was his seventh of the drive.

Doyle was intercepted on UMass' ensuing possession, with the Chippewas taking over at the UMass nine by virtue of Jahleel Addae's 30-yard return. Tipton added his third score of the day CMU's first play after the miscue.

CMU added another score on a Saylor Lavallii run from six yards out following an interception by Avery Cunningham at the UMass 42. Tipton capped off his big day with a 61-yard rush down the left sideline that put CMU up 42-21.

## Central Michigan

| RUSHING         | No. | Gain | Loss | Net | TD | Lg   | Avg. |
|-----------------|-----|------|------|-----|----|------|------|
| TIPTON, Zurlon  | 25  | 186  | 1    | 185 | 4  | 61   | 7.4  |
| LAVALLII, S.    | 10  | 56   | 0    | 56  | 1  | 13   | 5.6  |
| RADCLIFF, Ryan  | 3   | 17   | 2    | 15  | 0  | 9    | 5.0  |
| GARLAND, A.     | 3   | 7    | 0    | 7   | 0  | 5    | 2.3  |
| Team            | 1   | 0    | 1    | -1  | 0  | 0    | -1.0 |
| Totals...       | 42  | 266  | 4    | 262 | 5  | 61   | 6.2  |
|                 |     |      |      |     |    |      |      |
| PASSING         | Cmp | Att  | Int  | Yds | TD | Long | Sack |
| RADCLIFF, Ryan  | 10  | 19   | 1    | 82  | 1  | 18   | 1    |
| Totals...       | 10  | 19   | 1    | 82  | 1  | 18   | 1    |
|                 |     |      |      |     |    |      |      |
| RECEIVING       | No. | Yds  | TD   | Lg  |    |      |      |
| WILSON, Cody    | 5   | 26   | 0    | 9   |    |      |      |
| TIPTON, Zurlon  | 2   | 31   | 0    | 18  |    |      |      |
| LAVALLII, S.    | 1   | 16   | 0    | 16  |    |      |      |
| ODYKIRK, Connor | 1   | 5    | 1    | 5   |    |      |      |
| FENTON, Adam    | 1   | 4    | 0    | 4   |    |      |      |
| Totals...       | 10  | 82   | 1    | 18  |    |      |      |

## UMass

| RUSHING          | No.         | Gain | Loss | Net | TD   | Lg   | Avg. |
|------------------|-------------|------|------|-----|------|------|------|
| Michael Cox      | 17          | 73   | 7    | 66  | 1    | 15   | 3.9  |
| Chris Burns      | 2           | 4    | 0    | 4   | 0    | 3    | 2.0  |
| Jordan Broadnax  | 2           | 2    | 0    | 2   | 0    | 1    | 1.0  |
| A.J. Doyle       | 5           | 13   | 21   | -8  | 0    | 8    | -1.6 |
| Totals...        | 26          | 92   | 28   | 64  | 1    | 15   | 2.5  |
|                  |             |      |      |     |      |      |      |
| PASSING          | Cmp-Att-Int |      | Yds  | TD  | Long | Sack |      |
| A.J. Doyle       | 30-45-3     |      | 253  | 2   | 31   | 2    |      |
| Ian Shultis      | 0-1-1       |      | 0    | 0   | 0    | 0    |      |
| Totals...        | 30-46-4     |      | 253  | 2   | 31   | 2    |      |
|                  |             |      |      |     |      |      |      |
| RECEIVING        | No.         | Yds  | TD   | Lg  |      |      |      |
| Rob Blanchflower | 10          | 100  | 1    | 14  |      |      |      |
| Alan Williams    | 7           | 59   | 0    | 15  |      |      |      |
| Deion Walker     | 7           | 47   | 1    | 11  |      |      |      |
| Jordan Broadnax  | 2           | 31   | 0    | 31  |      |      |      |
| Bernard Davis    | 2           | 11   | 0    | 13  |      |      |      |
| Michael Cox      | 1           | 3    | 0    | 3   |      |      |      |
| Dan Foesel       | 1           | 2    | 0    | 2   |      |      |      |
| Totals...        | 30          | 253  | 2    | 31  |      |      |      |

# THE LAST TIME...

## INDIVIDUAL

|                                       | UMass   | Opponent   |
|---------------------------------------|---|--|
| Rushed for 100 yards                  | Michael Cox, 188 yds<br>at Miami (Ohio), 9/22/12                    | Jawon Chisholm, 103 yds<br>at Akron, 11/10/12                                      |
| Rushed for 200 yards                  | Tony Nelson, 204 yds<br>at Hofstra, 11/22/08                        | Beau Blankenship, 269 yds<br>vs. Ohio, 9/29/12                                     |
| Rushed for 300 yards                  | Frank Alessio, 337 yds<br>at Boston University, 11/11/95            | Adrian Peterson, 333 yds<br>vs. Georgia Southern, 12/4/99                          |
| Two players rushed for 100 yards      | Tony Nelson, 104 yds<br>Matt Lawrence, 176 yds<br>at Maine, 9/22/07 | Michael Shaw, 126 yards<br>Denard Robinson (QB), 104 yards<br>at Michigan, 9/18/10 |
| Rushed for 3 Touchdowns               | Jonathan Hernandez, 3 TDs<br>at Richmond, 10/29/11                  | Michael Shaw, 3 TDs<br>at Michigan, 9/18/10  |
| Rushed for 4 Touchdowns               | R.J. Cobbs, 5 TDs<br>at Rhode Island, 11/23/02                      | Kevin Richardson, 4 TDs<br>vs. Appalachian St. 12/15/07                            |
| 60-yard rushing play                  | Julian Talley, 69 yds<br>vs. Central Connecticut, 10/8/11           | Josh Schaffer, 66 yards<br>Western Michigan, 10/8/12                               |
| 70-yard rushing play                  | R.J. Cobbs, 84 yds<br>vs. Delaware, 11/2/02                         | Brian Kimbrow, 74 yds<br>at Vanderbilt, 10/27/12                                   |
| 80-yard rushing play                  | R.J. Cobbs, 84 yds<br>vs. Delaware, 11/2/02                         | Tom Dicker, 94 yds<br>Boston University, 10/12/96                                  |
| 90-yard rushing play                  | Jim Pizano, 96 yds<br>at Rhode Island, 10/5/96                      | Tom Dicker, 94 yds<br>Boston University, 10/12/96                                  |
| Passed for 300 yards                  | Mike Wegzyn, 373 yds.<br>vs. Ohio, 9/29/12                          | Dalton Williams, 332 yards<br>at Akron, 11/10/12                                   |
| Passed for 400 yards                  | Kyle Havens, 450 yds.<br>vs. New Hampshire, 10/23/10                | Cory Christopher, 484 yards<br>at Hofstra, 11/21/09                                |
| Completed 30 passes                   | Kyle Havens, 32<br>vs. New Hampshire, 10/23/10                      | Dalton Williams, 34<br>at Akron, 11/10/12  |
| Passed for 4 Touchdowns               | Mike Wegzyn, 4 TDs<br>vs. Ohio, 9/29/12                             | Tyler Van Tubbergen, 5 TDs<br>at Western Michigan, 10/8/12                         |
| Caught 10 passes                      | Deion Walker, 11<br>vs. Ohio, 9/29/12                               | Marquelo Suel, 10<br>at Akron, 11/10/12  |
| Had 100 yards receiving               | Alan Williams, 127<br>vs. Ohio, 9/29/12                             | Marquelo Suel, 105<br>at Akron, 11/10/12   |
| Had 150 yards receiving               | Deion Walker, 162<br>vs. Ohio, 9/29/12                              | Aaron Weaver 191<br>at Hofstra, 11/21/09   |
| Two players had 100 yards receiving   | Deion Walker, 162<br>Alan Williams, 127<br>vs. Ohio, 9/29/12        | Kevin Lean, 115 yds<br>David Ball, 117 yds<br>UNH, 11/4/06                         |
| Caught 3 Touchdown passes             | Alan Williams, 3 TDs<br>vs. Ohio, 9/29/12                           | David Ball, 4 TDs<br>New Hampshire, 10/29/05                                       |
| Caught 4 Touchdown passes             | Brandon London, 4 TDs<br>at Towson, 10/14/06                        | David Ball, 4 TDs<br>New Hampshire, 10/29/05                                       |
| 60-yard pass play                     | Kyle Havens to Jonathan Hernandez, 64 yds<br>William & Mary, 9/4/10 | Denard Robinson to Drew Dileo, 66 yards<br>at #17 Michigan, 9/15/12                |
| 70-yard pass play                     | Liam Coen to Matt Silver, 80 yds<br>vs. Bryant, 10/25/08            | R.J. Toman to Chris Jeannot, 77 yards<br>at New Hampshire, 11/15/08                |
| 80-yard pass play                     | Liam Coen to Matt Silver, 80 yds<br>vs. Bryant, 10/25/08            | Steve Probst to Baskerville, 83 yards<br>vs. Rhode Island, 9/17/11                 |
| Kicked 50 yard Field Goal             | Armando Cuko, 51 yds<br>at Delaware, 10/10/09                       | Rob Zarrilli, 52 yds<br>vs Hofstra, 11/18/06                                       |
| Kicked 4 Field Goals in a game        | George Papoutsidis, 4 FGs<br>vs. Ball State, 9/1/84                 | Shonz LaFrenz, 4 FGs<br>at McNeese State, 11/28/98                                 |
| Punted 70 yards                       | Christian Koegel, 70 yds<br>at James Madison, 9/13/08               | J. Schroeder, 82 yards<br>at Western Michigan, 10/8/12                             |
| Fumble returned for a Touchdown       | Brian Ellis, 53 yards<br>at Texas Tech, 9/20/08                     | Troy Russell, 60 yards<br>at Maine, 11/12/11                                       |
| Kickoff returned for a Touchdown      | Jesse Julmiste, 90 yards<br>vs. Central Connecticut, 10/8/11        | Brett McDermott, 88 yards<br>Holy Cross, 9/6/08                                    |
| Punt returned for a Touchdown         | J.J. Moore, 58 yds<br>at Colgate 9/08/07                            | Jordan Krause, 40 yds<br>at Vanderbilt, 10/27/12                                   |
| Interception returned for a TD        | Christian Birt, 32 yards<br>at #17 Michigan, 9/15/12                | Trey Wilson, 17 yards<br>Vanderbilt, 10/27/12                                      |
| Blocked Punt returned for a Touchdown | D.J. Adeoba, 26 yards<br>at Kansas State, 9/5/09                    | Kyn Minniefield, 33 yds<br>vs. Buffalo, 11/17/12                                   |
| Blocked Punt                          | Joe Colton<br>at Akron, 11/10/12                                    | Adam Redden<br>vs. Buffalo, 11/17/12   |
| Blocked Field Goal returned for a TD  | Leggie Beckford, 77 yds<br>vs. Boston University, 10/12/96          | Bruce Taylor, 100 yds<br>Boston University, 10/11/69                               |
| Blocked Field Goal                    | Antoine Tharpe<br>vs. Ohio, 9/29/12                                 | Emmanuel Lamur<br>at Kansas State, 9/5/09  |
| Blocked Extra Point                   | Anthony Monette<br>at Delaware, 10/10/09                            | Team<br>vs. Central Connecticut, 10/8/11   |
| Safety                                | Team<br>vs. Central Connecticut, 10/8/11                            | Team<br>at Old Dominion, 10/1/11   |
| Defensive Extra Point                 | Ke'Mon Bailey, Interception Return<br>at Maine, 10/31/09            | DeWayne Whitaker, Blocked PAT<br>at Hofstra, 11/17/07                              |

## TEAM

|                                | UMass                                  | Opponent                                 |
|--------------------------------|--|--|
| Had 500 yards in total offense | 511 yds vs. Ohio, 9/29/12              | 551 yds., at Western Michigan, 10/6/12   |
| Had 600 yards in total offense | 649 yds vs. Fordham, 11/24/07          | 610 yds., at Northern Illinois, 10/27/12 |
| Had 200 yards rushing          | 268 yds at Miami (Ohio), 9/22/12       | 305 yds., at Western Michigan, 10/6/12   |
| Had 300 yards rushing          | 320 yds vs. Northeastern, 10/9/99      | 332 yds., at Northern Illinois, 10/27/12 |
| Had 400 yards rushing          | 497 yds at Boston University, 11/11/95 | 414 yds., New Hampshire, 10/28/00        |
| Had 500 yards rushing          | 515 yds vs. Lehigh, 10/28/95           | 518 yds., Boston College, 11/24/73       |
| Had 300 yards passing          | 373 yds. vs. Ohio, 9/29/12             | 332 yds., at Akron, 11/10/12             |
| Had 400 yards passing          | 450 yds. vs. New Hampshire, 10/23/10   | 500 yds., at Hofstra, 11/21/09           |
| Had 30 first downs             | 30 vs. Fordham, 11/24/07               | 32, at Western Michigan, 10/8/12         |
| Was shut out                   | at Northern Illinois, 10/27/12         | at Rhode Island, 11/1/08                 |
| Was held without a Touchdown   | at Northern Illinois, 10/27/12         | at Rhode Island, 11/1/08                 |
| Failed 2-point conversion      | Buffalo, 11/17/12                      | New Hampshire, 10/22/11                  |
| Made 2-point conversion        | at James Madison, 10/30/10             | Buffalo, 11/17/12                        |









# FOOTBALL RECORDS

[AS OF JULY 1, 2013]

OVERALL RECORDS

RUSHING

|   |
|---|
| Most Yards Gained                         |
| Play: 96, Jim Pizano (Rhode Island, 1996) |
| Game: 337, Frank Alessio (BU, 1995)       |
| Season: 2542, Marcel Shipp (1998)         |
| Career: 6250, Marcel Shipp (1997-2000)    |

|  |
|--|
| Most Carries                           |
| Game: 45, Garry Pearson (AIC, 1982)    |
| Season: 428, Marcel Shipp (1998)       |
| Career: 1215, Marcel Shipp (1997-2000) |

|  |
|--|
| Highest Average Per Carry  |
| Game: 29.0, Matt Jordan (Lehigh, 1995)<br><i>(minimum 5 carries)</i> |
| Season: 7.9, Frank Alessio (1993)<br><i>(minimum 50 carries)</i>     |
| Career: 6.9, Dennis Dent (1976-1978)<br><i>(minimum 200 carries)</i> |

|   |
|---|
| Highest Average Per Game                |
| Season: 181.6, Marcel Shipp (1998)      |
| Career: 130.2, Marcel Shipp (1997-2000) |

|  |
|--|
| Most Touchdowns                          |
| Game: 5, R.J. Cobbs (Rhode Island, 2002) |
| 5, Lou Bush (Cooper Union, 1932)         |
| Season: 24, Marcel Shipp (1999)          |
| Career: 58, Marcel Shipp (1997-2000)     |

PASSING

|  |
|--|
| Most Yards Gained  |
| Play: 97, Jeff Krohn<br>(to Jimmie Howard vs. Villanova, 2003) |
| Game: 450, Kyle Havens (New Hampshire, 2010)                   |
| Season: 3919, Todd Bankhead (1998)                             |
| Career: 11031, Liam Coen (2005-2008)                           |

|  |
|--|
| Most Attempts                              |
| Game: 63, Matt Guice (New Hampshire, 2001) |
| Season: 525, Todd Bankhead (1998)          |
| Career: 1303, Liam Coen (2005-2008)        |

|   |
|---|
| Most Completions                          |
| Game: 33, Jeff Krohn (Northeastern, 2002) |
| Season: 303, Todd Bankhead (1998)         |
| Career: 830, Liam Coen (2005-2008)        |

|   |
|---|
| Highest Completion Percentage   |
| Game: .894, Tim Day (at Delaware State, 2004)<br><i>(minimum 10 attempts)</i> |
| Season: .650, Liam Coen (2006)<br><i>(minimum 100 attempts)</i>               |
| Career: .639, Liam Coen (2005-2008)<br><i>(minimum 300 attempts)</i>          |

|   |
|---|
| Highest Passing Efficiency  |
| Game: 256.3, Mike Fallon (Youngstown, 1977)<br><i>(minimum 10 attempts)</i> |
| Season: 160.52, Liam Coen (2006)<br><i>(minimum 100 attempts)</i>           |
| Career: 152.92, Liam Coen (2005-2008)<br><i>(minimum 250 attempts)</i>      |

|  |
|--|
| Most Yards Per Attempt   |
| Season: 9.2, Greg Landry (1965)<br><i>(minimum 100 attempts)</i>     |
| Career: 8.47, Liam Coen (2005-2008)<br><i>(minimum 250 attempts)</i> |

|                                     |
|-------------------------------------|
| Most Touchdowns                     |
| Game: 5, Liam Coen (Bryant, 2008)   |
| 5, Liam Coen (at Towson, 2006)      |
| 5, Matt Guice (James Madison, 2001) |
| 5, Richard Lucero (New Haven, 2000) |
| 5, Todd Bankhead (Maine, 1998)      |
| 5, Mike Fallon (Youngstown, 1977)   |
| Season: 34, Todd Bankhead (1998)    |
| Career: 90, Liam Coen (2005-2008)   |

|  |
|--|
| Most Interceptions                         |
| Game: 5, Anthony Catterton (Hofstra, 1997) |
| 5, Dave Palazzi (UConn, 1988)              |
| 5, Dave Palazzi (Delaware, 1987)           |
| 5, Barrett McGrath (Lehigh, 1983)          |
| Season: 21, Matt Guice (2001)              |
| Career: 47, Peil Pennington (1971-1973)    |

|   |
|---|
| Highest Average Yards Per Game  |
| Season: 261.3, Todd Bankhead (1998)<br><i>(minimum 100 attempts)</i>      |
| Career: 250.6, Todd Bankhead (1998-1999)<br><i>(minimum 250 attempts)</i> |

RECEIVING

|   |
|---|
| Most Receptions                             |
| Game: 13, Victor Cruz (James Madison, 2008) |
| 13, J.J. Moore (Colgate, 2005)              |
| 13, Brandon London (Hofstra, 2005)          |
| Season: 92, Jimmy Moore (1998)              |
| Career: 187, Adrian Zullo (1998-2002)       |

|  |
|--|
| Most Yards Gained                            |
| Game: 262, Victor Cruz (James Madison, 2008) |
| Season: 1494, Jimmy Moore (1998)             |
| Career: 2892, Adrian Zullo (1998-2002)       |

|   |
|---|
| Highest Average Per Catch   |
| Game: 35.4, Jason Peebler (UNH, 2003)<br><i>(minimum 5 catches)</i> |
| Season: 20.6, Rasheed Rancher (2007)<br><i>(minimum 20 catches)</i> |
| Career: 19.8, Milt Morin (1963-1965)<br><i>(minimum 40 catches)</i> |

|   |
|---|
| Most Touchdowns                           |
| Game: 4, Brandon London (at Towson, 2006) |
| 4, Adrian Zullo (UNH, 1999)               |
| 4, Jimmy Moore (UConn-1, 1998)            |
| Season: 16, Jimmy Moore (1998)            |
| Career: 32, Adrian Zullo (1998-2002)      |

|                                  |
|----------------------------------|
| Highest Average Per Game         |
| Season: 99.6, Jimmy Moore (1998) |
| Career: 99.6, Jimmy Moore (1998) |

TOTAL OFFENSE

|                                      |
|--------------------------------------|
| Most Yards Gained                    |
| Game: 419, Liam Coen (Fordham, 2007) |
| Season: 3756, Todd Bankhead (1998)   |
| Career: 10871, Liam Coen (2005-2008) |

|  |
|--|
| Most Plays                                 |
| Game: 79, Matt Guice (New Hampshire, 2001) |
| Season: 622, Todd Bankhead (1998)          |
| Career: 1235, Dave Palazzi (1985-1988)     |

|   |
|---|
| Highest Average Per Play  |
| Season: 8.1, Liam Coen (2006)<br><i>(minimum 100 plays)</i>       |
| Career: 7.54, Liam Coen (2005-2008)<br><i>(minimum 250 plays)</i> |

|  |
|--|
| Highest Average Per Game                 |
| Season: 250.4, Todd Bankhead (1998)      |
| Career: 243.6, Todd Bankhead (1998-1999) |

ALL-PURPOSE YARDS

|  |
|--|
| Most Yards Gained                      |
| Game: 357, Tim Berra (URI, 1973)       |
| Season: 3032, Marcel Shipp (1998)      |
| Career: 7759, Marcel Shipp (1997-2000) |

|   |
|---|
| Most Plays                              |
| Game: 48, Marcel Shipp (Delaware, 1999) |
| Season: 474, Marcel Shipp (1998)        |
| Career: 1365, Marcel Shipp (1997-2000)  |

|  |
|--|
| Highest Average Per Play   |
| Game: 31.8, Jason Peebler (UNH, 2003)<br><i>(minimum 5 plays)</i>    |
| Season: 15.6, Adrian Zullo (1999)<br><i>(minimum 100 plays)</i>      |
| Career: 15.4, Adrian Zullo (1998-2002)<br><i>(minimum 250 plays)</i> |

|   |
|---|
| Highest Average Per Game                |
| Season: 216.6, Marcel Shipp (1998)      |
| Career: 161.6, Marcel Shipp (1997-2000) |

PUNTING

|   |
|---|
| Highest Average Per Punt  |
| Game: 53.0, Christian Koegel (Delaware, 2004)<br><i>(minimum 5 punts)</i> |
| Season: 45.2, Brett Arnold (2008)<br><i>(minimum 25 punts)</i>            |
| Career: 41.4, Brett Arnold (2007-2008)<br><i>(minimum 60 punts)</i>       |

|  |
|--|
| Most Punts                               |
| Game: 13, Andrew Maclay (Richmond, 1996) |
| Season: 79, Andrew Maclay (1996)         |
| Career: 288, Andrew Maclay (1995-98)     |

|   |
|---|
| Most Yards  |
| Punt: 78, Andrew Maclay (BU, 1997)                    |
| Game: 526, Christian Koegel<br>(Boston College, 2004) |
| Season: 3028, Andrew Maclay (1996)                    |
| Career: 11278, Andrew Maclay (1995-1998)              |

PUNT RETURNS

|                                       |
|---------------------------------------|
| Most Yards Gained                     |
| Return: 97, Lou Bush (WPI, 1932)      |
| Game: 157, Ron Harris (Colgate, 1974) |
| Season: 362, Ron Harris (1974)        |
| Career: 812, Ron Harris (1972-1974)   |

|  |
|--|
| Most Returns                               |
| Game: 8, DeShon Hardy (Northeastern, 1999) |
| 8, Scott Alia (BU, 1987)                   |
| Season: 42, Breon Parker (1994)            |
| Career: 85, DeShon Hardy (1999-2002)       |

|  |
|--|
| Highest Average Per Return               |
| Season: 25.8, Anthony Nelson (2010)      |
| Career: 14.3, Jerome Bledsoe (1987-1991) |

|                                 |
|---------------------------------|
| Most Touchdowns                 |
| Season: 2, Lou Bush (1931)      |
| Career: 3, Lou Bush (1931-1933) |

KICKOFF RETURNS

|  |
|--|
| Most Yards Gained                                |
| Return: 102, Dennis Dent (Morgan St., 1978)      |
| 102, Noel Reebenacker<br>(Springfield, 1951)     |
| Game: 252, Jesse Julmiste (Boston College, 2011) |
| Season: 932, Jordan Broadnax (2012)              |
| Career: 1388, Courtney Robinson (2006-2008)      |



## Most Returns

|   |
|---|
| Game: 7, Jordan Broadnax (Western Michigan, 2012) |
| 7, Jesse Julmiste (Boston College, 2011)          |
| 7, Darryl Thomas (Maine, 1997)                    |
| 7, Tim Berra (URI, 1973)                          |
| Season: 44, Jordan Broadnax (2012)                |
| Career: 58, Courtney Robinson (2006-2008)         |

## Highest Average Per Return

|   |
|---|
| Season: 29.1, Stephen Parnell (1967)      |
| Career: 25.8, Stephen Parnell (1967-1969) |

## Most Touchdowns

|                                  |
|----------------------------------|
| Season: 2, Jesse Julmiste (2011) |
| 2, Dennis Dent (1978)            |
| 2, Phil DeRose (1964)            |
| Career: 2, Jesse Julmiste (2011) |
| 2, Dennis Dent (1976-1978)       |
| 2, Phil DeRose (1962-1964)       |

## FIELD GOALS

### Longest Field Goal Made

|                                |
|--------------------------------|
| 52, Sandro Vitiello (BC, 1978) |
| 52, Denis Gagnon (UNH, 1971)   |

### Most Field Goals Made

|  |
|--|
| Game: 4, George Papoutsidis (Ball State, 1984) |
| Season: 16, Chris Koepplin (2006)              |
| 16, Sandro Vitiello (1978)                     |
| Career: 30, Silvio Bonvini (1985-1988)         |

### Most Field Goal Attempts

|   |
|---|
| Season: 29, Sandro Vitiello (1978)      |
| Career: 51, Sandro Vitiello (1978-1979) |

### Highest Field Goal Percentage

|   |
|---|
| Season: .909, Doug White (10-11, 2000)      |
| (minimum 10 attempts)                       |
| Career: .771, Doug White (27-35, 1999-2002) |
| (minimum 20 attempts)                       |

### Most PATs Made

|  |
|--|
| Game: 7, nine times; most recent         |
| <b>Armando Cuko (Rhode Island, 2008)</b> |
| Season: 51, Chris Koepplin (2006)        |
| Career: 108, Silvio Bonvini (1985-1988)  |

### Most PAT Attempts

|   |
|---|
| Game: 8, five times; most recent        |
| Jason Cherry (Maine, 1998)              |
| Season: 52, Chris Koepplin (2006)       |
| Career: 114, Silvio Bonvini (1985-1988) |

### Highest PAT Percentage

|   |
|---|
| Season: 1.000 (21-21), Jim Maguire (1991)         |
| Career: .980 (99-101), Chris Koepplin (2006-2007) |

### Most Points Scored

|   |
|---|
| Game: 30, R.J. Cobbs (Rhode Island, 2002) |
| 30, Lou Bush (Cooper Union, 1932)         |
| 30, Lou Bush (Wagner, 1931)               |
| Season: 150, Marcel Shipp (1999)          |
| Career: 378, Marcel Shipp (1997-2000)     |

### Most Touchdowns

|  |
|--|
| Game: 5, R.J. Cobbs (Rhode Island, 2002) |
| 5, Lou Bush (Cooper Union, 1932)         |
| 5, Lou Bush (Wagner, 1931)               |
| Season: 25, Marcel Shipp (1999)          |
| Career: 63, Marcel Shipp (1997-2000)     |

### Most Passes Intercepted

|   |
|---|
| Game: 4, Steven Rogers (Delaware, 1968) |
| Season: 8, Shannon James (2004)         |
| 8, John Beerworth (1978)                |
| 8, Kevin Sullivan (1978)                |
| 8, Steven Rogers (1968)                 |
| 8, Don Junkins (1952)                   |
| Career: 20, Shannon James (2002-2005)   |

## Most Yards Gained

|  |
|--|
| Return: 100, Tehran Hunter (Buffalo, 1997) |
| 100, Steve LeMay (BU, 1977)                |
| Season: 172, Darren Thellen (2011)         |
| Career: 238, Steven Rogers (1967-1969)     |

## Highest Average Per Return

|   |
|---|
| Season: 34.4, Darren Thellen (2011)     |
| (minimum 3 returns)                     |
| Career: 35.7, Stephen LeMay (1977-1979) |
| (minimum 6 returns)                     |

## Most Touchdowns

|                                       |
|---------------------------------------|
| Game: 2, Tyler Holmes (2010)          |
| Season: 2, <b>Tyler Holmes (2010)</b> |
| Career: 2, Anton McKenzie (2000-2003) |
| 2, Jerard White (1996-1999)           |
| 2, Tyler Holmes (2010)                |

## Most Pass Breakups

|                                      |
|--------------------------------------|
| (since 1980)                         |
| Season: 16, Garrick Amos (1987)      |
| Career: 38, Jerard White (1996-1999) |

## Most Total Tackles

|   |
|---|
| Game: 23, Charles Walker (Delaware, 2004) |
| 23, John McKeown (Delaware, 1986)         |
| Season: 177, John McKeown (1988)          |
| Career: 543, John McKeown (1985-1988)     |

## Most Solo Tackles

|  |
|--|
| Game: 15, Justin Riemer (Richmond, 1996) |
| 15, Justin Riemer (Maine, 1995)          |
| 15, Justin Riemer (Buffalo, 1995)        |
| Season: 116, Kole Ayi (1998)             |
| Career: 330, Kole Ayi (1997-2000)        |

## Most Assisted Tackles

|                                       |
|---------------------------------------|
| Season: 128, John McKeown (1988)      |
| Career: 298, John McKeown (1985-1988) |

## Most Sacks

|                                       |
|---------------------------------------|
| Game: 5, Scott Assensoa (UConn, 1992) |
| Season: 15, Mario Perry (1992)        |
| Career: 33, Mario Perry (1989-1993)   |

# Single-Season Leaders

## RUSHING

### Rushing Yards

|                                   |      |
|-----------------------------------|------|
| 1. 2542 Marcel Shipp (428-2542)   | 1998 |
| 2. 1960 Steve Baylark (338-1960)  | 2006 |
| 3. 1846 Marcel Shipp (391-1846)   | 1999 |
| 4. 1631 Garry Pearson (312-1631)  | 1982 |
| 5. 1585 Matt Lawrence (318-1585)  | 2007 |
| 6. 1545 Jerome Bledsoe (264-1545) | 1991 |
| 7. 1505 Rene Ingoglia (258-1505)  | 1994 |
| 8. 1325 Tony Nelson (243-1325)    | 2008 |
| 9. 1284 Rene Ingoglia (233-1284)  | 1993 |
| 10. 1276 Frank Alessio (161-1276) | 1995 |

### Rushing Attempts

|                                      |      |
|--------------------------------------|------|
| 1. 428 Marcel Shipp (428-2542)       | 1998 |
| 2. 391 Marcel Shipp (391-1846)       | 1999 |
| 3. 338 Steve Baylark (338-1960)      | 2006 |
| 4. 318 Matt Lawrence (318-1585)      | 2007 |
| 5. 312 Garry Pearson (312-1631)      | 1982 |
| 6. 268 Steve Baylark (268-1177)      | 2003 |
| 7. 264 Jerome Bledsoe (264-1545)     | 1991 |
| 8. 262 Rene Ingoglia (262-1178)      | 1995 |
| 9. 261 Jonathan Hernandez (261-1092) | 2011 |
| 10. 258 Rene Ingoglia (258-1505)     | 1994 |

## Rushing TDs

|                     |      |
|---------------------|------|
| 1. 24 Marcel Shipp  | 1999 |
| 2. 19 Rene Ingoglia | 1995 |
| 3. 18 Marcel Shipp  | 1998 |
| 4. 17 Lou Bush      | 1931 |
| 5. 16 Matt Lawrence | 2007 |
| 6. 15 Garry Pearson | 1980 |
| 15 Steve Baylark    | 2006 |
| 15 Paul Metallo     | 1972 |
| 9. 14 RJ Cobbs      | 2002 |
| 14 Rene Ingoglia    | 1994 |
| 14 Lou Bush         | 1932 |
| 14 Rene Ingoglia    | 1993 |

### Average Yards/Rush (Minimum 50 Attempts)

|                                    |      |
|------------------------------------|------|
| 1. 7.93 Frank Alessio (161-1276)   | 1995 |
| 2. 7.42 Matt Jordan (76-564)       | 1995 |
| 3. 7.33 A. Corsaletti (52-381)     | 1970 |
| 4. 6.79 John Johnson (131-889)     | 1993 |
| 5. 6.74 Dennis Dent (169-1139)     | 1978 |
| 6. 6.47 Gerald Grasso (72-466)     | 1969 |
| 7. 6.46 Charlie Redman (61-394)    | 1951 |
| 8. 6.40 Donald Johnson (53-339)    | 1954 |
| 9. 6.33 Frank Alessio (83-525)     | 1993 |
| 10. 6.31 Ron Brockington (123-776) | 1996 |

### Rushing Yards/Game (Minimum 9 Games)

|                                    |      |
|------------------------------------|------|
| 1. 181.6 Marcel Shipp (14 games)   | 1998 |
| 2. 142.0 Marcel Shipp (13 games)   | 1999 |
| 3. 140.5 Jerome Bledsoe (11 games) | 1991 |
| 4. 136.8 Rene Ingoglia (11 games)  | 1994 |
| 5. 130.7 Steve Baylark (15 games)  | 2006 |
| 6. 121.9 Matt Lawrence (13 games)  | 2007 |
| 7. 116.7 Rene Ingoglia (11 games)  | 1993 |
| 8. 116.0 Frank Alessio (11 games)  | 1995 |
| 9. 110.6 Marcel Shipp (10 games)   | 2000 |
| 10. 110.4 Tony Nelson (12 games)   | 2008 |

## PASSING

### Pass Attempts

|                                   |      |
|-----------------------------------|------|
| 1. 525 Todd Bankhead (303-525-20) | 1998 |
| 2. 422 Jeff Krohn (223-422-15)    | 2003 |
| 3. 406 Todd Bankhead (258-406-15) | 1999 |
| 4. 394 Matt Guice (192-394-21)    | 2001 |
| 5. 360 Liam Coen (232-360-14)     | 2007 |
| 6. 346 Mike Wegzyn (182-346-10)   | 2012 |
| 7. 345 Kyle Havens (219-345-7)    | 2010 |
| 8. 341 Tim Day (194-341-17)       | 2004 |
| 9. 334 Liam Coen (206-334-15)     | 2008 |
| 334 Liam Coen (217-334-10)        | 2006 |
| 10. 313 Jim Simeone (147-313-8)   | 1984 |

### Pass Completions

|                                   |      |
|-----------------------------------|------|
| 1. 303 Todd Bankhead (303-525-20) | 1998 |
| 2. 258 Todd Bankhead (258-406-15) | 1999 |
| 3. 232 Liam Coen (232-360-14)     | 2007 |
| 4. 223 Jeff Krohn (223-422-15)    | 2003 |
| 5. 219 Kyle Havens (219-345-7)    | 2010 |
| 6. 217 Liam Coen (217-334-10)     | 2006 |
| 7. 206 Liam Coen (206-334-15)     | 2008 |
| 8. 194 Tim Day (194-341-17)       | 2004 |
| 9. 192 Matt Guice (192-394-21)    | 2001 |
| 10. 182 Mike Wegzyn (182-346-10)  | 2012 |

### Passing Yards

|                                    |      |
|------------------------------------|------|
| 1. 3919 Todd Bankhead (303-525-20) | 1998 |
| 2. 3099 Todd Bankhead (258-406-15) | 1999 |
| 3. 3091 Liam Coen (232-360-14)     | 2007 |
| 4. 3016 Liam Coen (217-334-10)     | 2006 |
| 5. 2961 Jeff Krohn (223-422-15)    | 2003 |
| 6. 2749 Liam Coen (206-334-15)     | 2008 |
| 7. 2692 Kyle Havens (219-345-7)    | 2010 |
| 8. 2481 Tim Day (194-341-17)       | 2004 |
| 9. 2266 Matt Guice (192-394-21)    | 2001 |
| 10. 2175 Liam Coen (175-274-7)     | 2005 |

### Passing TDs

|                      |      |
|----------------------|------|
| 1. 34 Todd Bankhead  | 1998 |
| 2. 30 Liam Coen      | 2007 |
| 3. 28 Jeff Krohn     | 2003 |
| 4. 26 Liam Coen      | 2006 |
| 5. 24 Liam Coen      | 2008 |
| 6. 23 Tim Day        | 2004 |
| 7. 20 N. Reebenacker | 1952 |
| 20 Kyle Havens       | 2010 |
| 9. 17 J. Pennington  | 1973 |
| 17 Richard Lucero    | 2000 |
| 17 Todd Bankhead     | 1999 |

**Passes Had Intercepted**

|    |    |                             |      |
|----|----|-----------------------------|------|
| 1. | 21 | Matt Guice (192-394-21)     | 2001 |
| 2. | 20 | Todd Bankhead (303-525-20)  | 1998 |
| 3. | 18 | J. Pennington (129-290-18)  | 1973 |
|    | 18 | Dave Palazzi (150-281-18)   | 1987 |
| 5. | 17 | Dave Palazzi (150-279-17)   | 1988 |
|    | 17 | J. Pennington (80-191-17)   | 1971 |
|    | 17 | Tim Day (194-341-17)        | 2004 |
| 8. | 16 | Richard Lucero (140-235-16) | 2000 |
| 9. | 15 | Tim Adams (111-262-15)      | 1968 |
|    | 15 | Liam Coen (206-334-15)      | 2008 |
|    | 15 | Jeff Krohn (223-422-15)     | 2003 |
|    | 15 | Todd Bankhead (258-406-15)  | 1999 |
|    | 15 | Kyle Havens (146-264-15)    | 2009 |

**Pass Completion Pct. (Minimum 50 Attempts)**

|     |      |                             |      |
|-----|------|-----------------------------|------|
| 1.  | 65.0 | Liam Coen (217-334-10)      | 2006 |
| 2.  | 64.4 | Liam Coen (232-360-14)      | 2007 |
| 3.  | 63.9 | Liam Coen (175-274-7)       | 2005 |
| 4.  | 63.5 | Todd Bankhead (258-406-15)  | 1995 |
|     | 63.5 | Kyle Havens (219-345-7)     | 2010 |
| 6.  | 62.3 | Greg Landry (96-154-9)      | 1965 |
| 7.  | 61.7 | Liam Coen (206-334-15)      | 2008 |
| 8.  | 60.9 | Jerry Welchel (53-87-5)     | 1963 |
| 9.  | 59.6 | Richard Lucero (140-235-16) | 2000 |
| 10. | 59.2 | Dean Pecevich (42-71-5)     | 1982 |
| 11. | 57.7 | Todd Bankhead (303-525-20)  | 1998 |

**Pass Efficiency (Minimum 50 Attempts)**

|     |        |                             |      |
|-----|--------|-----------------------------|------|
| 1.  | 165.4  | Jerry Welchel (53-87-5)     | 1963 |
| 2.  | 160.5  | Liam Coen (217-334-10)      | 2006 |
| 3.  | 156.3  | Liam Coen (232-360-14)      | 2007 |
| 4.  | 145.5  | Liam Coen (206-334-15)      | 2008 |
| 5.  | 145.4  | Greg Landry (96-154-9)      | 1965 |
| 6.  | 144.10 | Kyle Havens (219-345-7)     | 2010 |
| 7.  | 143.6  | Richard Lucero (140-235-16) | 2000 |
| 8.  | 137.5  | Liam Coen (175-274-7)       | 2005 |
| 9.  | 134.2  | Todd Bankhead (303-525-20)  | 1998 |
| 10. | 134.1  | Todd Bankhead (258-406-15)  | 1999 |

**Average Yards/Pass (Minimum 50 Attempts)**

|     |     |                             |      |
|-----|-----|-----------------------------|------|
| 1.  | 9.7 | Jerry Welchel (53-87-5)     | 1963 |
| 2.  | 9.2 | Greg Landry (96-154-9)      | 1965 |
| 3.  | 9.0 | Liam Coen (217-334-10)      | 2006 |
| 4.  | 8.8 | Richard Lucero (140-235-16) | 2000 |
| 5.  | 8.6 | Liam Coen (232-360-14)      | 2007 |
| 6.  | 8.3 | Jerry Welchel (45-90-4)     | 1962 |
| 7.  | 8.2 | Liam Coen (206-334-15)      | 2008 |
| 8.  | 8.0 | Gary Wilkos (80-147-10)     | 1989 |
| 9.  | 7.9 | Liam Coen (175-274-7)       | 2005 |
| 10. | 7.9 | John McCormick (42-86-5)    | 1960 |

**Average Yards/Completion (Minimum 50 Attempts)**

|     |      |                            |      |
|-----|------|----------------------------|------|
| 1.  | 21.0 | Thomas Whalen (32-90-8)    | 1955 |
| 2.  | 19.0 | Richard Conway (20-55-7)   | 1958 |
| 3.  | 18.1 | R. Beaumont (29-72-7)      | 1949 |
| 4.  | 17.0 | Thomas Whalen (24-63-9)    | 1954 |
| 5.  | 16.7 | Jerry Welchel (45-90-4)    | 1962 |
| 6.  | 16.4 | A. Catterton (36-99-5)     | 1996 |
| 7.  | 16.3 | Brian McNally (41-101-9)   | 1975 |
| 8.  | 16.2 | John McCormick (42-86-5)   | 1960 |
| 9.  | 16.2 | J. Pennington (107-225-11) | 1972 |
| 10. | 16.0 | Jerry Welchel (53-87-5)    | 1963 |

**Passing Yards/Game (Minimum 9 Games)**

|     |       |                           |      |
|-----|-------|---------------------------|------|
| 1.  | 261.3 | Todd Bankhead (15 games)  | 1998 |
| 2.  | 244.7 | Kyle Havens (11 games)    | 2010 |
| 3.  | 238.4 | Todd Bankhead (13 games)  | 1999 |
| 4.  | 237.8 | Liam Coen (13 games)      | 2007 |
| 5.  | 229.1 | Liam Coen (12 games)      | 2008 |
| 6.  | 227.8 | Jeff Krohn (13 games)     | 2003 |
| 7.  | 225.5 | Tim Day (11 games)        | 2004 |
| 8.  | 217.5 | Liam Coen (10 games)      | 2005 |
| 9.  | 206.5 | Richard Lucero (10 games) | 2000 |
| 10. | 206.0 | Matt Guice (11 games)     | 2001 |

**RECEIVING****Pass Reception Yards**

|     |      |                           |      |
|-----|------|---------------------------|------|
| 1.  | 1494 | Jimmy Moore (92-1494)     | 1998 |
| 2.  | 1253 | Adrian Zullo (81-1253)    | 1999 |
| 3.  | 1100 | JJ Moore (80-1100)        | 2007 |
| 4.  | 1064 | Victor Cruz (71-1064)     | 2008 |
| 5.  | 1007 | Rasheed Rancher (49-1007) | 2007 |
| 6.  | 1003 | Jason Peebler (50-1003)   | 2003 |
| 7.  | 976  | Jason Peebler (48-976)    | 2004 |
| 8.  | 922  | Tim Berra (62-922)        | 1973 |
| 9.  | 901  | Steve Schubert (45-901)   | 1972 |
| 10. | 895  | Jeremy Horne (50-895)     | 2008 |

**Pass Receptions**

|     |    |                         |      |
|-----|----|-------------------------|------|
| 1.  | 92 | Jimmy Moore (92-1494)   | 1998 |
| 2.  | 81 | Adrian Zullo (81-1253)  | 1999 |
| 3.  | 80 | JJ Moore (80-1100)      | 2007 |
| 4.  | 74 | Kerry Taylor (74-854)   | 1998 |
| 5.  | 71 | Victor Cruz (71-1064)   | 2008 |
| 6.  | 62 | Tim Berra (62-922)      | 1973 |
| 7.  | 61 | Anthony Nelson (61-830) | 2010 |
| 8.  | 60 | Julian Talley (60-759)  | 2011 |
|     | 60 | Brandon London (60-774) | 2005 |
| 10. | 59 | Victor Cruz (59-868)    | 2009 |
|     | 59 | Deion Walker (59-667)   | 2012 |

**Pass Reception TDs**

|     |    |                 |      |
|-----|----|-----------------|------|
| 1.  | 16 | Jimmy Moore     | 1998 |
| 2.  | 13 | Jason Peebler   | 2003 |
| 3.  | 12 | Tim Berra       | 1973 |
| 4.  | 10 | Jason Peebler   | 2004 |
| 5.  | 9  | Adrian Zullo    | 2002 |
|     | 9  | Adrian Zullo    | 1999 |
|     | 9  | Brandon London  | 2006 |
|     | 9  | Steve Schubert  | 1972 |
|     | 9  | Rasheed Rancher | 2007 |
| 10. | 8  | Jeremy Horne    | 2008 |
|     | 8  | Adrian Zullo    | 1998 |

**Average Yards/Catch (Minimum 25 Receptions)**

|     |       |                           |      |
|-----|-------|---------------------------|------|
| 1.  | 20.55 | Rasheed Rancher (49-1007) | 2007 |
| 2.  | 20.33 | Jason Peebler (48-976)    | 2004 |
| 3.  | 20.06 | Jason Peebler (50-1003)   | 2003 |
| 4.  | 20.02 | Steve Schubert (45-901)   | 1972 |
| 5.  | 19.33 | Chip Mitchell (33-638)    | 1988 |
| 6.  | 18.00 | Tim Berra (30-540)        | 1972 |
| 7.  | 17.90 | Jeremy Horne (50-895)     | 2008 |
| 8.  | 17.50 | Mike Trifari (28-490)     | 1987 |
| 9.  | 16.92 | Ron Mangarelli (25-423)   | 1982 |
| 10. | 16.77 | John Crowley (30-503)     | 1985 |

**Receptions/game (Minimum 9 Games)**

|     |      |                           |      |
|-----|------|---------------------------|------|
| 1.  | 6.23 | Adrian Zullo (13 games)   | 1999 |
| 2.  | 6.15 | JJ Moore (13 games)       | 2007 |
| 3.  | 6.13 | Jimmy Moore (15 games)    | 1998 |
| 4.  | 5.92 | Victor Cruz (12 games)    | 2008 |
| 5.  | 5.45 | Julian Talley (11 games)  | 2011 |
|     | 5.45 | Brandon London (11 games) | 2005 |
| 7.  | 5.36 | Victor Cruz (11 games)    | 2009 |
| 8.  | 4.93 | Kerry Taylor (15 games)   | 1998 |
| 9.  | 4.91 | Deion Walker (12 games)   | 2012 |
| 10. | 4.82 | Chip Mitchell (11 games)  | 1989 |

**TOTAL OFFENSE****Total Offense Yards**

|     |      |                          |      |
|-----|------|--------------------------|------|
| 1.  | 3756 | Todd Bankhead (622-3756) | 1998 |
| 2.  | 3065 | Todd Bankhead (474-3065) | 1999 |
| 3.  | 2997 | Liam Coen (391-2997)     | 2007 |
| 4.  | 2954 | Liam Coen (366-2954)     | 2006 |
| 5.  | 2860 | Jeff Krohn (466-2860)    | 2003 |
| 6.  | 2802 | Dave Palazzi (452-2802)  | 1988 |
| 7.  | 2741 | Liam Coen (361-2741)     | 2008 |
| 8.  | 2630 | Kyle Havens (384-2630)   | 2010 |
| 9.  | 2542 | Marcel Shipp (428-2542)  | 1998 |
| 10. | 2511 | Tim Day (377-2511)       | 2004 |

**TDs Responsible For**

|     |    |               |      |
|-----|----|---------------|------|
| 1.  | 41 | Todd Bankhead | 1998 |
| 2.  | 30 | Liam Coen     | 2007 |
| 3.  | 28 | Jeff Krohn    | 2003 |
| 4.  | 26 | Liam Coen     | 2008 |
|     | 26 | Liam Coen     | 2006 |
| 6.  | 25 | Tim Day       | 2004 |
|     | 25 | Marcel Shipp  | 1999 |
| 8.  | 24 | J. Pennington | 1973 |
| 9.  | 23 | Todd Bankhead | 1999 |
| 10. | 22 | Marcel Shipp  | 1998 |

**Total Offense/Game (Minimum 9 Games)**

|     |       |                           |      |
|-----|-------|---------------------------|------|
| 1.  | 250.4 | Todd Bankhead (15 games)  | 1998 |
| 2.  | 239.1 | Kyle Havens (11 games)    | 2010 |
| 2.  | 235.8 | Todd Bankhead (13 games)  | 1999 |
| 3.  | 230.5 | Liam Coen (13 games)      | 2007 |
| 4.  | 228.4 | Liam Coen (12 games)      | 2008 |
| 5.  | 228.3 | Tim Day (11 games)        | 2004 |
| 6.  | 220.0 | Jeff Krohn (13 games)     | 2003 |
| 7.  | 217.9 | Liam Coen (10 games)      | 2005 |
| 8.  | 209.1 | Richard Lucero (10 games) | 2000 |
| 9.  | 198.5 | Matt Guice (11 games)     | 2001 |
| 10. | 196.9 | Liam Coen (15 games)      | 2006 |

**Total Offense/Play (Minimum 50 Plays)**

|     |      |                           |      |
|-----|------|---------------------------|------|
| 1.  | 8.07 | Liam Coen (366-2954)      | 2006 |
| 2.  | 7.93 | John McCormick (86-682)   | 1960 |
| 3.  | 7.93 | Frank Alessio (161-1276)  | 1995 |
| 4.  | 7.80 | Kyle Havens (345-2692)    | 2010 |
| 4.  | 7.66 | Liam Coen (391-2997)      | 2007 |
| 5.  | 7.59 | Liam Coen (361-2741)      | 2008 |
| 6.  | 7.49 | N. Reebeacker (249-1865)  | 1952 |
| 7.  | 7.48 | Thomas Whalen (90-673)    | 1955 |
| 8.  | 7.42 | Matt Jordan (76-564)      | 1995 |
| 9.  | 7.41 | Richard Lucero (282-2091) | 2000 |
| 10. | 7.33 | A. Corsaletti (52-381)    | 1970 |

**All Purpose Yards**

|     |      |                |      |
|-----|------|----------------|------|
| 1.  | 3032 | Marcel Shipp   | 1998 |
| 2.  | 2197 | Steve Baylark  | 2006 |
| 3.  | 2182 | Marcel Shipp   | 1999 |
| 4.  | 2016 | Jerome Bledsoe | 1991 |
| 5.  | 1915 | Tim Berra      | 1973 |
| 6.  | 1863 | Garry Pearson  | 1982 |
| 7.  | 1730 | Dennis Dent    | 1978 |
| 8.  | 1684 | Matt Lawrence  | 2007 |
| 9.  | 1611 | Rene Ingoglia  | 1994 |
| 10. | 1581 | Garry Pearson  | 1981 |

**All Purpose Yards/Game (Minimum 9 Games)**

|     |       |                           |      |
|-----|-------|---------------------------|------|
| 1.  | 216.6 | Marcel Shipp (14 games)   | 1998 |
| 2.  | 183.3 | Jerome Bledsoe (11 games) | 1991 |
| 3.  | 167.8 | Marcel Shipp (13 games)   | 1999 |
| 4.  | 146.5 | Steve Baylark (15 games)  | 2006 |
| 5.  | 146.5 | Rene Ingoglia (11 games)  | 1994 |
| 6.  | 133.6 | Marcel Shipp (10 games)   | 2000 |
| 7.  | 133.1 | Dennis Dent (13 games)    | 1978 |
| 8.  | 131.7 | Rene Ingoglia (11 games)  | 1993 |
| 9.  | 129.5 | Matt Lawrence (13 games)  | 2007 |
| 10. | 123.8 | Jesse Julmiste (11 games) | 2011 |

**SCORING****Total Points Scored**

|    |     |                               |      |
|----|-----|-------------------------------|------|
| 1. | 150 | Marcel Shipp (25 TD)          | 1999 |
| 2. | 132 | Marcel Shipp (22 TD)          | 1998 |
| 3. | 120 | Lou Bush (20 TD)              | 1931 |
| 4. | 114 | Lou Bush (19 TD)              | 1932 |
|    | 114 | Rene Ingoglia (19 TD)         | 1995 |
| 6. | 108 | Steve Baylark (18 TD)         | 2006 |
| 7. | 99  | Chris Koeplin (51 PAT, 16 FG) | 2006 |
| 8. | 96  | Paul Metallo (16 TD)          | 1972 |
|    | 96  | Matt Lawrence (16 TD)         | 2007 |
|    | 96  | Jimmy Moore (16 TD)           | 1998 |

#### Touchdowns Scored

|     |    |                                |      |
|-----|----|--------------------------------|------|
| 1.  | 25 | Marcel Shipp (24 rush, 1 rcv)  | 1999 |
| 2.  | 22 | Marcel Shipp (18 rush, 4 rcv)  | 1998 |
| 3.  | 20 | Lou Bush (17 rush, 3 rcv)      | 1931 |
| 4.  | 19 | Lou Bush (14 rush, 5 rcv)      | 1932 |
|     | 19 | Rene Ingoglia (19 rush)        | 1995 |
| 6.  | 18 | Steve Baylark (15 rush, 3 rcv) | 2006 |
| 7.  | 16 | Paul Metallo (15 rush, 1 rcv)  | 1972 |
|     | 16 | Matt Lawrence (16 rush)        | 2007 |
|     | 16 | Jimmy Moore (16 rcv)           | 1998 |
| 10. | 15 | Garry Pearson (15 rush)        | 1980 |
|     | 15 | Rene Ingoglia (14 rush, 1 rcv) | 1993 |
|     | 15 | RJ Cobbs (14 rush, 1 rcv)      | 2002 |

#### EXTRA POINTS

##### PAT Kicks Made

|     |    |                        |      |
|-----|----|------------------------|------|
| 1.  | 51 | Chris Koepplin (51-52) | 2006 |
| 2.  | 48 | Chris Koepplin (48-49) | 2007 |
| 3.  | 45 | Armando Cuko (45-46)   | 2008 |
| 4.  | 40 | Michael Torres (40-44) | 2003 |
|     | 40 | Silvio Bonvini (40-40) | 1988 |
| 6.  | 39 | Doug White (39-44)     | 2002 |
| 7.  | 36 | Jason Cherry (36-43)   | 1998 |
| 8.  | 35 | Denis Gagnon (35-38)   | 1969 |
|     | 35 | Mark Palau (35-41)     | 1972 |
| 10. | 34 | Jerry Welchel (34-36)  | 1963 |

##### PAT Kicks Attempted

|    |    |                         |      |
|----|----|-------------------------|------|
| 1. | 52 | Chris Koepplin (51-52)  | 2006 |
| 2. | 49 | Chris Koepplin (48-49)  | 2007 |
| 3. | 46 | Armando Cuko (45-46)    | 2008 |
| 4. | 44 | Michael Torres (40-44)  | 2003 |
|    | 44 | Doug White (39-44)      | 2002 |
| 6. | 43 | Jason Cherry (36-43)    | 1998 |
| 7. | 41 | Mark Palau (35-41)      | 1972 |
| 8. | 40 | Silvio Bonvini (40-40)  | 1988 |
| 9. | 38 | Denis Gagnon (35-38)    | 1969 |
|    | 38 | Sandro Vitiello (33-38) | 1978 |

##### PAT Kick Pct (Minimum 10 Attempts)

|    |       |                         |      |
|----|-------|-------------------------|------|
| 1. | 100.0 | Eric Oke (26-26)        | 1993 |
|    | 100.0 | Marco Gabrielli (25-25) | 1989 |
|    | 100.0 | Mark Palau (17-17)      | 1971 |
|    | 100.0 | Silvio Bonvini (19-19)  | 1985 |
|    | 100.0 | G. Papoutsidis (15-15)  | 1983 |
|    | 100.0 | Armando Cuko (31-31)    | 2009 |
|    | 100.0 | Jim Maguire (21-21)     | 1991 |
|    | 100.0 | Marco Gabrielli (21-21) | 1990 |
|    | 100.0 | Silvio Bonvini (23-23)  | 1987 |
|    | 100.0 | Silvio Bonvini (40-40)  | 1988 |

#### FIELD GOALS

##### Field Goals Made

|    |    |                         |      |
|----|----|-------------------------|------|
| 1. | 19 | Armando Cuko (19-24)    | 2009 |
| 2. | 16 | Chris Koepplin (16-23)  | 2006 |
|    | 16 | Sandro Vitiello (16-29) | 1978 |
| 4. | 14 | Eric Oke (14-22)        | 1993 |
| 5. | 13 | Sandro Vitiello (13-22) | 1979 |
| 6. | 11 | Chris Koepplin (11-15)  | 2007 |
| 7. | 10 | Doug White (10-11)      | 2000 |
|    | 10 | Silvio Bonvini (10-13)  | 1986 |
|    | 10 | G. Papoutsidis (10-16)  | 1983 |
|    | 10 | Eric Oke (10-19)        | 1994 |

##### Field Goals Attempted

|     |    |                         |      |
|-----|----|-------------------------|------|
| 1.  | 29 | Sandro Vitiello (16-29) | 1978 |
| 2.  | 24 | Armando Cuko (19-24)    | 2009 |
| 3.  | 23 | Chris Koepplin (16-23)  | 2006 |
| 4.  | 22 | Eric Oke (14-22)        | 1993 |
|     | 22 | Sandro Vitiello (13-22) | 1979 |
| 6.  | 19 | Eric Oke (10-19)        | 1994 |
| 7.  | 16 | G. Papoutsidis (10-16)  | 1983 |
|     | 16 | Caleb Violette (9-16)   | 2010 |
|     | 16 | Denis Gagnon (5-16)     | 1970 |
| 10. | 15 | Michael Torres (9-15)   | 2003 |
|     | 15 | G. Papoutsidis (8-15)   | 1984 |
|     | 15 | Chris Koepplin (11-15)  | 2007 |

#### Field Goal Pct (Minimum 10 Attempts)

|     |      |                        |      |
|-----|------|------------------------|------|
| 1.  | 90.9 | Doug White (10-11)     | 2000 |
| 2.  | 80.0 | David Croasdale (8-10) | 1975 |
|     | 80.0 | Doug White (8-10)      | 2002 |
| 4.  | 79.2 | Armando Cuko (19-24)   | 2009 |
| 5.  | 76.9 | Silvio Bonvini (10-13) | 1986 |
| 6.  | 73.3 | Chris Koepplin (11-15) | 2007 |
| 7.  | 72.7 | Jason Cherry (8-11)    | 1999 |
| 8.  | 69.6 | Chris Koepplin (16-23) | 2006 |
| 9.  | 69.2 | Silvio Bonvini (9-13)  | 1988 |
| 10. | 63.6 | Eric Oke (14-22)       | 1993 |

#### PUNTING

##### Punt yards

|     |      |                          |      |
|-----|------|--------------------------|------|
| 1.  | 3028 | Andy Maclay (79-3028)    | 1996 |
| 2.  | 2985 | Andy Maclay (69-2985)    | 1998 |
| 3.  | 2924 | Andy Maclay (73-2924)    | 1997 |
| 4.  | 2812 | David Sanger (68-2812)   | 2001 |
| 5.  | 2803 | Colter Johnson (64-2803) | 2012 |
| 6.  | 2750 | David Sanger (68-2750)   | 2002 |
| 7.  | 2663 | CJ Koegel (68-2663)      | 2003 |
| 8.  | 2573 | Tim Fontaine (71-2573)   | 1978 |
| 9.  | 2567 | Dimitri Yavis (65-2567)  | 1985 |
| 10. | 2514 | David Sanger (62-2514)   | 1999 |

##### Punt Attempts

|    |    |                         |      |
|----|----|-------------------------|------|
| 1. | 79 | Andy Maclay (79-3028)   | 1996 |
| 2. | 73 | Andy Maclay (73-2924)   | 1997 |
|    | 73 | Ray Larnard (73-2498)   | 1980 |
| 4. | 71 | Tim Fontaine (71-2573)  | 1978 |
| 5. | 69 | Andy Maclay (69-2985)   | 1998 |
| 6. | 68 | David Sanger (68-2750)  | 2002 |
|    | 68 | David Sanger (68-2812)  | 2001 |
|    | 68 | CJ Koegel (68-2663)     | 2003 |
| 9. | 67 | Justin Riemer (67-2403) | 1994 |
|    | 67 | Andy Maclay (67-2341)   | 1995 |

##### Punts Had Blocked

|    |   |                           |      |
|----|---|---------------------------|------|
| 1. | 4 | Ray Larnard (73-2498)     | 1980 |
| 2. | 3 | Demo Drougas (39-1381)    | 1982 |
|    | 3 | Marco Gabrielli (48-1711) | 1989 |
|    | 3 | Brett Arnold (51-1931)    | 2007 |
| 5. | 2 | Andy Maclay (79-3028)     | 1996 |
|    | 2 | Caleb Violette (38-1447)  | 2010 |

#### Average Yards/Punt (Minimum 40 Attempts)

|     |       |                          |      |
|-----|-------|--------------------------|------|
| 1.  | 45.22 | Brett Arnold (46-2080)   | 2008 |
| 2.  | 43.80 | Colter Johnson (64-2803) | 2012 |
| 3.  | 43.26 | Andy Maclay (69-2985)    | 1998 |
| 4.  | 43.02 | CJ Koegel (49-2108)      | 2005 |
| 5.  | 41.35 | David Sanger (68-2812)   | 2001 |
| 6.  | 41.29 | CJ Koegel (59-2436)      | 2004 |
| 7.  | 40.91 | CJ Koegel (53-2168)      | 2006 |
| 8.  | 40.55 | David Sanger (62-2514)   | 1999 |
| 9.  | 40.44 | David Sanger (68-2750)   | 2002 |
| 10. | 40.05 | Andy Maclay (73-2924)    | 1997 |
|     | 39.49 | Dimitri Yavis (65-2567)  | 1985 |

#### PUNT RETURNS

##### Punt Return Yards

|     |     |                          |      |
|-----|-----|--------------------------|------|
| 1.  | 355 | Don Caparotti (26-355)   | 1991 |
| 2.  | 338 | Breon Parker (42-338)    | 1994 |
| 3.  | 314 | Jerome Bledsoe (19-314)  | 1988 |
| 4.  | 304 | Tony Williams (17-304)   | 1993 |
| 5.  | 301 | Don Caparotti (30-301)   | 1992 |
| 6.  | 292 | Eric Thimas (32-292)     | 1990 |
| 7.  | 262 | Stephen Parnell (23-262) | 1968 |
| 8.  | 261 | DeShon Hardy (34-261)    | 1999 |
| 9.  | 259 | Ron Harris (24-259)      | 1975 |
| 10. | 258 | Kevin Sullivan (27-258)  | 1978 |

##### Punt Returns

|     |    |                         |      |
|-----|----|-------------------------|------|
| 1.  | 42 | Breon Parker (42-338)   | 1994 |
| 2.  | 34 | Eric Thimas (34-177)    | 1993 |
|     | 34 | DeShon Hardy (34-261)   | 1999 |
| 4.  | 32 | Eric Thimas (32-292)    | 1990 |
|     | 32 | Scott Alia (32-192)     | 1987 |
| 6.  | 30 | Don Caparotti (30-301)  | 1992 |
|     | 30 | JJ Moore (30-244)       | 2006 |
| 8.  | 29 | Tim Berra (29-188)      | 1973 |
| 9.  | 28 | JJ Moore (28-234)       | 2007 |
| 10. | 27 | Kevin Sullivan (27-258) | 1978 |

#### Average Yards/Punt Return (Minimum 15 Attempts)

|     |       |                          |      |
|-----|-------|--------------------------|------|
| 1.  | 17.88 | Tony Williams (17-304)   | 1993 |
| 2.  | 16.80 | Steve Schubert (15-252)  | 1972 |
| 3.  | 16.53 | Jerome Bledsoe (19-314)  | 1988 |
| 4.  | 14.27 | Stephen Parnell (15-214) | 1969 |
| 5.  | 13.65 | Don Caparotti (26-355)   | 1991 |
| 6.  | 11.39 | Stephen Parnell (23-262) | 1968 |
| 7.  | 11.27 | DeShon Hardy (15-169)    | 2000 |
| 8.  | 11.00 | Steve Schubert (15-165)  | 1971 |
| 9.  | 10.79 | Ron Harris (24-259)      | 1975 |
| 10. | 10.25 | Kevin Sullivan (20-205)  | 1979 |

#### KICK RETURNS

##### Kick Return Yards

|     |     |                            |      |
|-----|-----|----------------------------|------|
| 1.  | 932 | Jordan Broadnax (44-932)   | 2012 |
| 2.  | 805 | Tim Berra (32-805)         | 1973 |
| 3.  | 789 | Jesse Julmiste (32-789)    | 2011 |
| 4.  | 681 | Adrian Zullo (31-681)      | 1998 |
| 5.  | 603 | Stephen Parnell (26-603)   | 1968 |
| 6.  | 495 | Courtney Robinson (19-495) | 2007 |
| 7.  | 489 | Courtney Robinson (21-489) | 2006 |
| 8.  | 474 | Darryl Thomas (19-474)     | 1997 |
| 9.  | 470 | Tony Williams (22-470)     | 1994 |
| 10. | 453 | Dennis Dent (16-453)       | 1978 |

##### Kick Returns

|     |    |                            |      |
|-----|----|----------------------------|------|
| 1.  | 44 | Jordan Broadnax (44-932)   | 2012 |
| 2.  | 32 | Tim Berra (32-805)         | 1973 |
|     | 32 | Jesse Julmiste (32-789)    | 2011 |
| 4.  | 31 | Adrian Zullo (31-681)      | 1998 |
| 5.  | 26 | Stephen Parnell (26-603)   | 1968 |
| 6.  | 22 | Jeremy Horne (22-425)      | 2009 |
|     | 22 | Tony Williams (22-470)     | 1994 |
|     | 22 | Jeremy Horne (22-302)      | 2008 |
| 9.  | 21 | Courtney Robinson (21-489) | 2006 |
| 10. | 20 | Troy Lockman (20-385)      | 1999 |
|     | 20 | Chip Mitchell (20-386)     | 1986 |
|     | 20 | Breon Parker (20-384)      | 1995 |
|     | 20 | Richard Jenkins (20-411)   | 1983 |

##### Kick Return TDs

|    |   |                   |      |
|----|---|-------------------|------|
| 1. | 2 | Jesse Julmiste    | 2011 |
|    | 2 | Phil DeRose       | 1964 |
|    | 2 | Dennis Dent       | 1978 |
| 4. | 1 | Ron Mangarelli    | 1981 |
|    | 1 | Garry Pearson     | 1979 |
|    | 1 | Tim Berra         | 1973 |
|    | 1 | Stephen Parnell   | 1968 |
|    | 1 | Courtney Robinson | 2007 |
|    | 1 | Richard Jenkins   | 1982 |
|    | 1 | Ryan Carter       | 2010 |

#### Average Yards/Kick Return (Minimum 15 Attempts)

|     |       |                            |      |
|-----|-------|----------------------------|------|
| 1.  | 28.31 | Dennis Dent (16-453)       | 1978 |
| 2.  | 26.05 | Courtney Robinson (19-495) | 2007 |
| 3.  | 25.16 | Tim Berra (32-805)         | 1973 |
| 4.  | 24.95 | Darryl Thomas (19-474)     | 1997 |
| 5.  | 24.66 | Jesse Julmiste (32-789)    | 2011 |
| 6.  | 24.40 | Kevin Quinlan (15-366)     | 1998 |
| 7.  | 23.68 | Garry Pearson (19-450)     | 1981 |
| 8.  | 23.29 | Courtney Robinson (21-489) | 2006 |
| 9.  | 23.19 | Stephen Parnell (26-603)   | 1968 |
| 10. | 22.68 | Tim Berra (19-431)         | 1971 |

#### INTERCEPTION RETURNS

##### Interception Return Yards

|    |     |                         |      |
|----|-----|-------------------------|------|
| 1. | 172 | Darren Thellen (5-172)  | 2011 |
| 2. | 140 | Kevin Sullivan (8-140)  | 1978 |
| 3. | 133 | Breon Parker (7-133)    | 1993 |
| 4. | 129 | Brandon Smith (3-129)   | 2005 |
| 5. | 123 | Tony Williams (6-123)   | 1994 |
| 6. | 116 | Kirk Nelms (3-116)      | 2011 |
| 7. | 110 | Shannon James (8-110)   | 2004 |
| 8. | 102 | David Croasdale (5-102) | 1977 |
| 9. | 100 | Tehran Hunter (1-100)   | 1997 |
|    | 100 | Steve LeMay (1-100)     | 1977 |



**Interceptions**

|    |   |                        |      |
|----|---|------------------------|------|
| 1. | 8 | Kevin Sullivan (8-140) | 1978 |
|    | 8 | Shannon James (8-110)  | 2004 |
|    | 8 | Steven Rogers (8-93)   | 1968 |
|    | 8 | John Beerworth (8-78)  | 1978 |
| 5. | 7 | Breon Parker (7-133)   | 1993 |
|    | 7 | Steven Rogers (7-80)   | 1969 |
|    | 7 | Jerard White (7-62)    | 1999 |
|    | 7 | Don Caparotti (7-15)   | 1992 |
| 9. | 6 | Tony Williams (6-123)  | 1994 |
|    | 6 | Vaughn Williams (6-80) | 1988 |
|    | 6 | Jeremy Robinson (6-69) | 1999 |
|    | 6 | Bob Manning (6-61)     | 1979 |
|    | 6 | Steve Costello (6-24)  | 2003 |
|    | 6 | Dwayne Lopes (6-6)     | 1981 |
|    | 6 | Grady Fuller (6-0)     | 1982 |

**DEFENSE****Total Tackles**

|     |       |                        |      |
|-----|-------|------------------------|------|
| 1.  | 140.5 | Kole Ayi (116-49)      | 1998 |
| 2.  | 136.5 | Khari Samuel (113-47)  | 1998 |
| 3.  | 128.0 | Kole Ayi (109-38)      | 1999 |
| 4.  | 123.0 | Justin Riemer (102-42) | 1996 |
| 5.  | 122.5 | Justin Riemer (95-55)  | 1995 |
| 6.  | 118.0 | Tyler Holmes (69-49)   | 2011 |
| 7.  | 116.0 | Perry McIntyre (53-63) | 2011 |
| 8.  | 115.0 | Jeremy Cain (97-36)    | 2002 |
| 9.  | 113.5 | Brian Smith (94-39)    | 1998 |
| 10. | 113.0 | John McKeown (49-128)  | 1988 |

**Unassisted Tackles**

|     |     |                        |      |
|-----|-----|------------------------|------|
| 1.  | 116 | Kole Ayi (116-49)      | 1998 |
| 2.  | 113 | Khari Samuel (113-47)  | 1998 |
| 3.  | 109 | Kole Ayi (109-38)      | 1999 |
| 4.  | 102 | Justin Riemer (102-42) | 1996 |
| 5.  | 97  | Jeremy Cain (97-36)    | 2002 |
| 6.  | 95  | Justin Riemer (95-55)  | 1995 |
| 7.  | 94  | Brian Smith (94-39)    | 1998 |
| 8.  | 90  | Mark Kimener (90-43)   | 2003 |
| 9.  | 86  | Glenn Holden (86-32)   | 1984 |
| 10. | 85  | Anton McKenzie (85-32) | 2002 |

**Assisted Tackles**

|     |     |                         |      |
|-----|-----|-------------------------|------|
| 1.  | 128 | John McKeown (49-128)   | 1988 |
| 2.  | 109 | George Karelas (41-109) | 1989 |
| 3.  | 97  | George Karelas (43-97)  | 1988 |
| 4.  | 94  | Charles Walker (37-94)  | 2006 |
| 5.  | 84  | Vito Perrone (43-84)    | 1987 |
| 6.  | 80  | John McKeown (37-80)    | 1987 |
| 7.  | 75  | Jason Hatchell (59-75)  | 2006 |
| 8.  | 71  | Charles Walker (45-71)  | 2007 |
|     | 71  | Perry McIntyre (61-71)  | 2012 |
| 10. | 70  | Brad Anderson (42-70)   | 2006 |

**Tackles For Loss**

|    |      |                           |      |
|----|------|---------------------------|------|
| 1. | 24.0 | Valdamar Brower (24-0/97) | 2001 |
| 2. | 18.0 | Chris Price (18-0/53)     | 1999 |
|    | 18.0 | Khari Samuel (18-0/39)    | 1998 |
|    | 18.0 | Jeremy Cain (18-0/72)     | 2002 |
| 5. | 17.0 | Dan Schneider (17-0/62)   | 1999 |
|    | 17.0 | Brian Corcoran (17-0/38)  | 1994 |
|    | 17.0 | Khari Samuel (17-0/59)    | 1997 |
|    | 17.0 | Ian Dyche (17-0/50)       | 2001 |
| 9. | 16.0 | Michael Hanson (12-8/83)  | 2007 |
|    | 16.0 | Mark Kimener (16-0/54)    | 2002 |

**Yards From Tackles For Loss**

|     |    |                           |      |
|-----|----|---------------------------|------|
| 1.  | 97 | Valdamar Brower (24-0/97) | 2001 |
| 2.  | 89 | Kole Ayi (13-0/89)        | 1999 |
| 3.  | 83 | Michael Hanson (12-8/83)  | 2007 |
| 4.  | 76 | Mike Ziccardi (15-0/76)   | 2002 |
| 5.  | 72 | Jeremy Cain (18-0/72)     | 2002 |
| 6.  | 70 | Keron Williams (15-1/70)  | 2004 |
| 7.  | 69 | David Burris (11-10/69)   | 2006 |
|     | 69 | Matt Dawson (10-0/69)     | 1999 |
| 9.  | 67 | Jeremy Cain (14-0/67)     | 2003 |
| 10. | 66 | Kole Ayi (14-0/66)        | 2000 |

**Quarterback Sacks**

|    |      |                          |      |
|----|------|--------------------------|------|
| 1. | 15.0 | Mario Perry (15-0/121)   | 1992 |
| 2. | 13.0 | Brian Corcoran (13-0/62) | 1994 |
| 3. | 12.5 | Mike Dwyer (12-1/0)      | 1985 |
| 4. | 12.0 | Todd Rundle (12-0/94)    | 1987 |
|    | 12.0 | Brian Corcoran (12-0/82) | 1993 |
| 6. | 10.0 | Todd Rundle (10-0/0)     | 1986 |
|    | 10.0 | Mike Ziccardi (10-0/64)  | 2002 |
| 8. | 9.5  | Todd Rundle (9-1/0)      | 1985 |
|    | 9.5  | Valdamar Brower (9-1/70) | 2001 |
|    | 9.5  | David Burris (9-1/55)    | 2007 |

**Yards From Sacks**

|    |     |                          |      |
|----|-----|--------------------------|------|
| 1. | 121 | Mario Perry (15-0/121)   | 1992 |
| 2. | 94  | Todd Rundle (12-0/94)    | 1987 |
| 3. | 82  | Brian Corcoran (12-0/82) | 1993 |
| 4. | 70  | Valdamar Brower (9-1/70) | 2001 |
| 5. | 68  | Matthew Tulley (9-0/68)  | 1989 |
| 6. | 67  | Michael Hanson (6-2/67)  | 2007 |
| 7. | 64  | Mike Ziccardi (10-0/64)  | 2002 |
| 8. | 62  | Brian Corcoran (13-0/62) | 1994 |
| 9. | 61  | Justin Riemer (8-0/61)   | 1995 |
|    | 61  | Kole Ayi (2-3/61)        | 1999 |

**Fumbles Forced**

|    |   |                 |      |
|----|---|-----------------|------|
| 1. | 9 | Khari Samuel    | 1998 |
| 2. | 7 | Bob Shelmire    | 1986 |
| 3. | 6 | Todd Rundle     | 1985 |
| 4. | 5 | Kole Ayi        | 1998 |
|    | 5 | Mario Perry     | 1992 |
|    | 5 | Mike Dwyer      | 1985 |
|    | 5 | Khari Samuel    | 1995 |
| 8. | 4 | Justin Riemer   | 1995 |
|    | 4 | Anton McKenzie  | 2002 |
|    | 4 | John McKeown    | 1987 |
|    | 4 | Compton Webster | 2000 |
|    | 4 | Mark Kimener    | 2003 |
|    | 4 | James Ihedigbo  | 2006 |

**Fumbles Recovered**

|    |   |                 |      |
|----|---|-----------------|------|
| 1. | 5 | Bob Manning     | 1980 |
|    | 5 | Kole Ayi        | 1998 |
|    | 5 | Brian Corcoran  | 1992 |
| 4. | 4 | Mike Dwyer      | 1985 |
|    | 4 | John McKeown    | 1985 |
|    | 4 | Frank DiTomasso | 1980 |
|    | 4 | Paul Platek     | 1984 |
|    | 4 | John Creamer    | 1992 |
|    | 4 | Bob Shelmire    | 1986 |
|    | 4 | Mario Perry     | 1989 |
|    | 4 | Breon Parker    | 1995 |

**Pass Breakups**

|    |    |                   |      |
|----|----|-------------------|------|
| 1. | 16 | Garrick Amos      | 1987 |
| 2. | 15 | Jerard White      | 1998 |
|    | 15 | Brian Smith       | 1998 |
| 4. | 14 | Don Caparotti     | 1991 |
| 5. | 13 | Jerard White      | 1999 |
|    | 13 | Kory Blackwell    | 1996 |
|    | 13 | Breon Parker      | 1993 |
| 8. | 12 | Chris Wood        | 1983 |
| 9. | 11 | Vaughn Williams   | 1991 |
|    | 11 | Courtney Robinson | 2008 |
|    | 11 | Tony Williams     | 1993 |

## Career Records

### RUSHING

#### Rushing Yards

|     |      |                               |         |
|-----|------|-------------------------------|---------|
| 1.  | 6250 | Marcel Shipp (1215-6250)      | 1997-00 |
| 2.  | 5332 | Steve Baylark (1104-5332)     | 2003-06 |
| 3.  | 4623 | Rene Ingoglia (905-4623)      | 1992-95 |
| 4.  | 3859 | Garry Pearson (808-3859)      | 1979-82 |
| 5.  | 2887 | Frank Alessio (512-2887)      | 1993-96 |
| 6.  | 2787 | Tony Nelson (532-2787)        | 2005-09 |
| 7.  | 2627 | Jonathan Hernandez (607-2627) | 2008-11 |
| 8.  | 2228 | Kevin Smellie (555-2228)      | 1985-88 |
| 9.  | 2216 | Jerome Bledsoe (370-2216)     | 1988-91 |
| 10. | 2053 | John Johnson (401-2053)       | 1990-93 |

#### Rushing Attempts

|     |      |                               |         |
|-----|------|-------------------------------|---------|
| 1.  | 1215 | Marcel Shipp (1215-6250)      | 1997-00 |
| 2.  | 1104 | Steve Baylark (1104-5332)     | 2003-06 |
| 3.  | 905  | Rene Ingoglia (905-4623)      | 1992-95 |
| 4.  | 808  | Garry Pearson (808-3859)      | 1979-82 |
| 5.  | 607  | Jonathan Hernandez (607-2627) | 2008-11 |
| 6.  | 555  | Kevin Smellie (555-2228)      | 1985-88 |
| 7.  | 532  | Tony Nelson (532-2787)        | 2005-09 |
| 8.  | 512  | Frank Alessio (512-2887)      | 1993-96 |
| 9.  | 485  | Greg Landry (420-1632)        | 1965-67 |
| 10. | 420  | George Barnwell (420-1943)    | 1982-85 |

#### Rushing TDs

|     |    |                    |         |
|-----|----|--------------------|---------|
| 1.  | 58 | Marcel Shipp       | 1997-00 |
| 2.  | 54 | Rene Ingoglia      | 1992-95 |
| 3.  | 42 | Steve Baylark      | 2003-06 |
| 4.  | 35 | Garry Pearson      | 1979-82 |
| 5.  | 34 | Lou Bush           | 1931-33 |
| 6.  | 29 | Jonathan Hernandez | 2008-11 |
| 7.  | 25 | Tony Nelson        | 2005-09 |
| 8.  | 22 | Greg Landry        | 1965-67 |
| 9.  | 21 | Kevin Smellie      | 1985-88 |
| 10. | 20 | Frank Alessio      | 1993-96 |
|     | 20 | Jerome Bledsoe     | 1988-91 |
|     | 20 | Paul Metallo       | 1971-72 |

#### Average Yards/Rush (Minimum 200 Attempts)

|     |      |                           |         |
|-----|------|---------------------------|---------|
| 1.  | 6.84 | Dennis Dent (231-1581)    | 1975-78 |
| 2.  | 5.99 | Jerome Bledsoe (370-2216) | 1988-91 |
| 3.  | 5.80 | Rich Jessamy (307-1780)   | 1973-76 |
| 4.  | 5.64 | Frank Alessio (512-2887)  | 1993-96 |
| 5.  | 5.34 | Sam Lussier (219-1169)    | 1961-62 |
| 6.  | 5.24 | Tony Nelson (532-2787)    | 2005-09 |
| 7.  | 5.14 | Marcel Shipp (1215-6250)  | 1997-00 |
| 8.  | 5.12 | John Johnson (401-2053)   | 1990-93 |
| 9.  | 5.11 | Rene Ingoglia (905-4623)  | 1992-95 |
| 10. | 5.10 | Matt Jordan (264-1346)    | 1995-98 |

#### Rushing Yards/Game (minimum 18 games)

|     |       |                               |         |
|-----|-------|-------------------------------|---------|
| 1.  | 130.2 | Marcel Shipp (48 games)       | 1997-00 |
| 2.  | 112.8 | Rene Ingoglia (41 games)      | 1992-95 |
| 3.  | 106.6 | Steve Baylark (50 games)      | 2003-06 |
| 4.  | 89.0  | Rich Jessamy (20 games)       | 1973-76 |
| 5.  | 71.5  | Jerome Bledsoe (31 games)     | 1988-91 |
| 6.  | 70.4  | Frank Alessio (41 games)      | 1993-96 |
| 7.  | 66.4  | Tony Nelson (42 games)        | 2005-09 |
| 8.  | 65.5  | Matt Lawrence (27 games)      | 2005-07 |
| 9.  | 65.5  | Dave Mitchell (22 games)      | 1987-90 |
| 10. | 62.5  | Jonathan Hernandez (42 games) | 2008-11 |

### PASSING

#### Pass Attempts

|     |      |                              |         |
|-----|------|------------------------------|---------|
| 1.  | 1302 | Liam Coen (830-1302-46)      | 2004-08 |
| 2.  | 931  | Todd Bankhead (561-931-35)   | 1998-99 |
| 3.  | 783  | Dave Palazzi (415-783-46)    | 1985-88 |
| 4.  | 709  | Jeff Krohn (375-709-27)      | 2002-03 |
| 5.  | 706  | J. Pennington (316-706-46)   | 1971-73 |
| 6.  | 508  | Kyle Havens (301-508-20)     | 2009-10 |
| 7.  | 496  | Jim Simeone (220-496-23)     | 1982-85 |
| 8.  | 480  | Andrew McNeilly (221-480-24) | 1992-95 |
| 9.  | 478  | Tim Day (266-478-28)         | 2002-05 |
| 10. | 462  | Mike McEvilly (199-462-22)   | 1976-79 |
| 11. | 445  | Greg Landry (242-445-22)     | 1965-67 |

#### Pass Completions

|     |     |                              |         |
|-----|-----|------------------------------|---------|
| 1.  | 830 | Liam Coen (830-1302-46)      | 2004-08 |
| 2.  | 561 | Todd Bankhead (561-931-35)   | 1998-99 |
| 3.  | 415 | Dave Palazzi (415-783-46)    | 1985-88 |
| 4.  | 375 | Jeff Krohn (375-709-27)      | 2002-03 |
| 5.  | 316 | J. Pennington (316-706-46)   | 1971-73 |
| 6.  | 301 | Kyle Havens (301-508-20)     | 2009-10 |
| 7.  | 266 | Tim Day (266-478-28)         | 2002-05 |
| 8.  | 242 | Greg Landry (242-445-22)     | 1965-67 |
| 9.  | 221 | Andrew McNeilly (221-480-24) | 1992-95 |
| 10. | 220 | Jim Simeone (220-496-23)     | 1982-85 |
| 11. | 199 | Mike McEvilly (199-462-22)   | 1976-79 |

#### Passing Yards

|     |       |                              |         |
|-----|-------|------------------------------|---------|
| 1.  | 11031 | Liam Coen (830-1302-46)      | 2004-08 |
| 2.  | 7018  | Todd Bankhead (561-931-35)   | 1998-99 |
| 3.  | 5461  | Dave Palazzi (415-783-46)    | 1985-88 |
| 4.  | 4993  | Jeff Krohn (375-709-27)      | 2002-03 |
| 5.  | 4687  | J. Pennington (316-706-46)   | 1971-73 |
| 6.  | 3786  | Kyle Havens (301-508-20)     | 2009-10 |
| 7.  | 3334  | Tim Day (266-478-28)         | 2002-05 |
| 8.  | 3131  | Greg Landry (242-445-22)     | 1965-67 |
| 9.  | 2742  | Jim Simeone (220-496-23)     | 1982-85 |
| 10. | 2627  | Mike McEvilly (199-462-22)   | 1976-79 |
| 11. | 2475  | Andrew McNeilly (221-480-24) | 1992-95 |

#### Passing TDs

|     |    |                |         |
|-----|----|----------------|---------|
| 1.  | 90 | Liam Coen      | 2004-08 |
| 2.  | 51 | Todd Bankhead  | 1998-99 |
| 3.  | 44 | Jeff Krohn     | 2002-03 |
| 4.  | 38 | J. Pennington  | 1971-73 |
| 5.  | 32 | Dave Palazzi   | 1985-88 |
| 6.  | 27 | Tim Day        | 2002-05 |
| 7.  | 23 | N. Reebenacker | 1950-52 |
| 8.  | 21 | Jerry Welchel  | 1962-65 |
| 9.  | 19 | Mike McEvilly  | 1976-79 |
| 10. | 18 | Kyle Havens    | 2009-10 |
| 11. | 17 | John McCormick | 1959-61 |
|     | 17 | Richard Lucero | 2000    |

#### Passes Had Intercepted

|    |    |                              |         |
|----|----|------------------------------|---------|
| 1. | 46 | J. Pennington (316-706-46)   | 1971-73 |
|    | 46 | Liam Coen (830-1302-46)      | 2004-08 |
|    | 46 | Dave Palazzi (415-783-46)    | 1985-88 |
| 4. | 35 | Todd Bankhead (561-931-35)   | 1998-99 |
| 5. | 28 | Tim Day (266-478-28)         | 2002-05 |
| 6. | 27 | Jeff Krohn (375-709-27)      | 2002-03 |
| 7. | 24 | A. Catterton (141-342-24)    | 1994-97 |
|    | 24 | Andrew McNeilly (221-480-24) | 1992-95 |
| 9. | 23 | Jim Simeone (220-496-23)     | 1982-85 |
|    | 23 | Barrett McGrath (148-343-23) | 1980-83 |
|    | 23 | Tim Adams (175-382-23)       | 1968-69 |

#### Pass Completion Pct (Minimum 200 Attempts)

|     |      |                             |          |
|-----|------|-----------------------------|----------|
| 1.  | 63.7 | Liam Coen (830-1302-46)     | 2004-08  |
| 2.  | 60.3 | Todd Bankhead (561-931-35)  | 1998-99  |
| 3.  | 59.6 | Richard Lucero (140-235-16) | 2000     |
| 4.  | 59.3 | Kyle Havens (301-508-20)    | 2009-10  |
| 5.  | 57.3 | Kellen Pagel (153-267-9)    | 2011-pr. |
| 6.  | 55.6 | Tim Day (266-478-28)        | 2002-05  |
| 7.  | 54.8 | Jerry Welchel (160-292-13)  | 1962-65  |
| 8.  | 54.4 | Greg Landry (242-445-22)    | 1965-67  |
| 9.  | 54.0 | Gary Wilkos (143-265-14)    | 1989-90  |
| 10. | 53.0 | Dave Palazzi (415-783-46)   | 1985-88  |

#### Pass Efficiency (Minimum 200 Attempts)

|     |       |                             |          |
|-----|-------|-----------------------------|----------|
| 1.  | 150.7 | Liam Coen (830-1302-46)     | 2004-08  |
| 2.  | 143.6 | Richard Lucero (140-235-16) | 2000     |
| 3.  | 139.9 | Jerry Welchel (160-292-13)  | 1962-65  |
| 4.  | 134.1 | Todd Bankhead (561-931-35)  | 1998-99  |
| 5.  | 128.0 | Kyle Havens (301-508-20)    | 2009-10  |
| 6.  | 124.9 | Jeff Krohn (375-709-27)     | 2002-03  |
| 7.  | 121.7 | N. Reebenacker (159-320-18) | 1950-52  |
| 8.  | 121.2 | Tim Day (266-478-28)        | 2002-05  |
| 9.  | 118.7 | Gary Wilkos (143-265-14)    | 1989-90  |
| 10. | 116.0 | Kellen Pagel (153-267-9)    | 2011-pr. |

#### Average Yards/Pass (Minimum 200 Attempts)

|     |     |                             |         |
|-----|-----|-----------------------------|---------|
| 1.  | 8.8 | Richard Lucero (140-235-16) | 2000    |
| 2.  | 8.5 | Liam Coen (830-1302-46)     | 2004-08 |
| 3.  | 8.4 | Jerry Welchel (160-292-13)  | 1962-65 |
| 4.  | 7.5 | Todd Bankhead (561-931-35)  | 1998-99 |
| 5.  | 7.4 | Kyle Havens (301-508-20)    | 2009-10 |
| 6.  | 7.2 | Gary Wilkos (143-265-14)    | 1989-90 |
| 7.  | 7.1 | N. Reebenacker (159-320-18) | 1950-52 |
| 8.  | 7.0 | Jeff Krohn (375-709-27)     | 2002-03 |
| 9.  | 7.0 | Greg Landry (242-445-22)    | 1965-67 |
| 10. | 7.0 | Tim Day (266-478-28)        | 2002-05 |

#### Average Yards/Completion (Minimum 200 Attempts)

|     |      |                             |         |
|-----|------|-----------------------------|---------|
| 1.  | 17.2 | Thomas Whalen (85-222-22)   | 1954-56 |
| 2.  | 15.3 | Jerry Welchel (160-292-13)  | 1962-65 |
| 3.  | 15.1 | Brian McNally (127-286-21)  | 1974-76 |
| 4.  | 14.8 | J. Pennington (316-706-46)  | 1971-73 |
| 5.  | 14.8 | Richard Lucero (140-235-16) | 2000    |
| 6.  | 14.3 | N. Reebenacker (159-320-18) | 1950-52 |
| 7.  | 13.9 | John McCormick (134-297-22) | 1959-61 |
| 8.  | 13.3 | Gary Wilkos (143-265-14)    | 1989-90 |
| 9.  | 13.3 | Jeff Krohn (375-709-27)     | 2002-03 |
| 10. | 13.3 | Liam Coen (830-1302-46)     | 2004-08 |

#### Passing Yards/Game (Minimum 18 Games)

|     |       |                            |         |
|-----|-------|----------------------------|---------|
| 1.  | 250.6 | Todd Bankhead (28 games)   | 1998-99 |
| 2.  | 220.6 | Liam Coen (50 games)       | 2004-08 |
| 3.  | 217.1 | Jeff Krohn (23 games)      | 2002-03 |
| 4.  | 213.1 | Kyle Havens (18 games)     | 2009-10 |
| 5.  | 128.2 | Tim Day (26 games)         | 2002-05 |
| 6.  | 100.8 | Brian McNally (19 games)   | 1974-76 |
| 7.  | 90.6  | Mike McEvilly (29 games)   | 1976-79 |
| 8.  | 82.5  | Andrew McNeilly (30 games) | 1992-95 |
| 9.  | 64.7  | A. Catterton (28 games)    | 1994-97 |
| 10. | 32.1  | Tim Fontaine (21 games)    | 1977-80 |
| 11. | 21.5  | Scott Woodward (42 games)  | 2005-09 |

### RECEIVING

#### Pass Reception Yards

|     |      |                           |         |
|-----|------|---------------------------|---------|
| 1.  | 2892 | Adrian Zullo (187-2892)   | 1998-02 |
| 2.  | 2420 | JJ Moore (185-2420)       | 2003-07 |
| 3.  | 2395 | Jason Peebler (123-2395)  | 2001-04 |
| 4.  | 2090 | Julian Talley (162-2090)  | 2008-11 |
| 5.  | 2022 | Brandon London (148-2022) | 2003-06 |
| 6.  | 1958 | Victor Cruz (131-1958)    | 2005-09 |
| 7.  | 1794 | Rasheed Rancher (97-1794) | 2003-07 |
| 8.  | 1684 | Chip Mitchell (103-1684)  | 1986-89 |
| 9.  | 1571 | Bob Simeone (108-1571)    | 1981-84 |
| 10. | 1494 | Jimmy Moore (92-1494)     | 1998    |

#### Pass Receptions

|     |     |                           |         |
|-----|-----|---------------------------|---------|
| 1.  | 187 | Adrian Zullo (187-2892)   | 1998-02 |
| 2.  | 185 | JJ Moore (185-2420)       | 2003-07 |
| 3.  | 162 | Julian Talley (162-2090)  | 2008-11 |
| 4.  | 148 | Brandon London (148-2022) | 2003-06 |
| 5.  | 131 | Victor Cruz (131-1958)    | 2005-09 |
| 6.  | 126 | Marcel Shipp (126-1117)   | 1997-00 |
| 7.  | 123 | Jason Peebler (123-2395)  | 2001-04 |
| 8.  | 108 | Bob Simeone (108-1571)    | 1981-84 |
| 9.  | 103 | Chip Mitchell (103-1684)  | 1986-89 |
| 10. | 100 | Kerry Taylor (100-1098)   | 1995-98 |

#### Pass Reception TDs

|     |    |                 |         |
|-----|----|-----------------|---------|
| 1.  | 32 | Adrian Zullo    | 1998-02 |
| 2.  | 27 | Jason Peebler   | 2001-04 |
| 3.  | 16 | Rasheed Rancher | 2003-07 |
|     | 16 | Jimmy Moore     | 1998    |
| 5.  | 15 | JJ Moore        | 2003-07 |
|     | 15 | Tim Berra       | 1971-73 |
|     | 15 | Brandon London  | 2003-06 |
| 8.  | 14 | Chip Mitchell   | 1986-89 |
| 9.  | 13 | Kerry Taylor    | 1995-98 |
| 10. | 12 | Tony Chambers   | 1951-53 |

#### Average Yards/Catch (Minimum 50 Receptions)

|     |       |                           |            |
|-----|-------|---------------------------|------------|
| 1.  | 19.47 | Jason Peebler (123-2395)  | 2001-04    |
| 2.  | 18.49 | Rasheed Rancher (97-1794) | 2003-07    |
| 3.  | 17.72 | Steve Schubert (81-1435)  | 1970-72    |
| 4.  | 16.35 | Chip Mitchell (103-1684)  | 1986-89    |
| 5.  | 16.24 | Jimmy Moore (92-1494)     | 1998       |
| 6.  | 16.04 | Kevin Jackson (51-818)    | 1980-83    |
| 7.  | 16.04 | Doug Clark (54-866)       | 1995-97    |
| 8.  | 16.03 | Ron Blauvelt (61-978)     | 1986,88-90 |
| 9.  | 15.93 | Jeremy Horne (84-1338)    | 2007-09    |
| 10. | 15.59 | Jimmie Howard (59-920)    | 1999-01,03 |

#### Receptions/Game (Minimum 18 Games)

|     |      |                           |            |
|-----|------|---------------------------|------------|
| 1.  | 4.25 | Adrian Zullo (44 games)   | 1998-02    |
| 2.  | 4.23 | Victor Cruz (31 games)    | 2005-09    |
| 3.  | 4.20 | JJ Moore (44 games)       | 2003-07    |
| 4.  | 3.60 | Julian Talley (45 games)  | 2008-11    |
| 5.  | 3.02 | Brandon London (49 games) | 2003-06    |
| 6.  | 3.00 | Jason Peebler (41 games)  | 2001-04    |
| 7.  | 2.90 | Ron Blauvelt (21 games)   | 1986,88-90 |
| 8.  | 2.62 | Marcel Shipp (48 games)   | 1997-00    |
| 9.  | 2.52 | Neal Brown (23 games)     | 2001-02    |
| 10. | 2.50 | Lamar Newsome (28 games)  | 1988-91    |

**TOTAL OFFENSE****Total Offense Yards**

|     |       |                           |         |
|-----|-------|---------------------------|---------|
| 1.  | 10871 | Liam Coen (1423-10871)    | 2004-08 |
| 2.  | 6821  | Todd Bankhead (1096-6821) | 1998-99 |
| 3.  | 6725  | Dave Palazzi (1197-6725)  | 1985-88 |
| 4.  | 6250  | Marcel Shipp (1215-6250)  | 1997-00 |
| 5.  | 5350  | Steve Baylark (1105-5350) | 2003-06 |
| 6.  | 4907  | J. Pennington (903-4907)  | 1971-73 |
| 7.  | 4816  | Jeff Krohn (795-4816)     | 2002-03 |
| 8.  | 4763  | Greg Landry (930-4763)    | 1965-67 |
| 9.  | 4623  | Rene Ingoglia (908-4623)  | 1992-95 |
| 10. | 3859  | Garry Pearson (808-3859)  | 1979-82 |

**TDs Responsible For**

|     |    |               |         |
|-----|----|---------------|---------|
| 1.  | 93 | Liam Coen     | 2004-08 |
| 2.  | 64 | Todd Bankhead | 1998-99 |
| 3.  | 63 | Marcel Shipp  | 1997-00 |
| 4.  | 55 | Rene Ingoglia | 1992-95 |
| 5.  | 51 | J. Pennington | 1971-73 |
| 6.  | 49 | Dave Palazzi  | 1985-88 |
| 7.  | 47 | Steve Baylark | 2003-06 |
| 8.  | 45 | Lou Bush      | 1931-33 |
|     | 45 | Jeff Krohn    | 2002-03 |
| 10. | 38 | Greg Landry   | 1965-67 |
|     | 38 | Garry Pearson | 1979-82 |

**Total Offense/Game (Minimum 18 Games)**

|     |       |                            |         |
|-----|-------|----------------------------|---------|
| 1.  | 243.6 | Todd Bankhead (28 games)   | 1998-99 |
| 2.  | 217.4 | Liam Coen (50 games)       | 2004-08 |
| 3.  | 209.4 | Jeff Krohn (23 games)      | 2002-03 |
| 4.  | 130.2 | Marcel Shipp (48 games)    | 1997-00 |
| 5.  | 129.5 | Tim Day (26 games)         | 2002-05 |
| 6.  | 112.8 | Rene Ingoglia (41 games)   | 1992-95 |
| 7.  | 107.0 | Mike McEvilly (29 games)   | 1976-79 |
| 8.  | 107.0 | Steve Baylark (50 games)   | 2003-06 |
| 9.  | 104.8 | Brian McNally (19 games)   | 1974-76 |
| 10. | 98.1  | Andrew McNeilly (30 games) | 1992-95 |

**Total Offense/Play (Minimum 100 Plays)**

|     |      |                           |         |
|-----|------|---------------------------|---------|
| 1.  | 7.64 | Liam Coen (1423-10871)    | 2004-08 |
| 2.  | 7.41 | Richard Lucero (282-2091) | 2000    |
| 3.  | 7.09 | N. Reebenacker (320-2270) | 1950-52 |
| 4.  | 6.95 | Dennis Dent (232-1613)    | 1975-78 |
| 5.  | 6.55 | Thomas Whalen (224-1468)  | 1954-56 |
| 6.  | 6.31 | Roger Baldacci (134-845)  | 1987-89 |
| 7.  | 6.26 | John McCormick (297-1860) | 1959-61 |
| 8.  | 6.22 | Todd Bankhead (1096-6821) | 1998-99 |
| 9.  | 6.20 | Tim Day (543-3366)        | 2002-05 |
| 10. | 6.16 | Kyle Havens (294-1812)    | 2009    |

**All Purpose Yards**

|     |      |                |         |
|-----|------|----------------|---------|
| 1.  | 7759 | Marcel Shipp   | 1997-00 |
| 2.  | 6098 | Steve Baylark  | 2003-06 |
| 3.  | 5277 | Garry Pearson  | 1979-82 |
| 4.  | 4940 | Rene Ingoglia  | 1992-95 |
| 5.  | 4371 | Adrian Zullo   | 1998-02 |
| 6.  | 3471 | Tim Berra      | 1971-73 |
| 7.  | 3430 | Jerome Bledsoe | 1988-91 |
| 8.  | 3398 | Kevin Quinlan  | 1998-01 |
| 9.  | 3251 | Chip Mitchell  | 1986-89 |
| 10. | 3216 | Jason Peebler  | 2001-04 |

**All Purpose Yards/Game (Minimum 18 Games)**

|     |       |                           |         |
|-----|-------|---------------------------|---------|
| 1.  | 161.6 | Marcel Shipp (48 games)   | 1997-00 |
| 2.  | 122.0 | Steve Baylark (50 games)  | 2003-06 |
| 3.  | 120.5 | Rene Ingoglia (41 games)  | 1992-95 |
| 4.  | 115.2 | Rich Jessamy (20 games)   | 1973-76 |
| 5.  | 110.6 | Jerome Bledsoe (31 games) | 1988-91 |
| 6.  | 99.3  | Adrian Zullo (44 games)   | 1998-02 |
| 7.  | 85.5  | Dave Mitchell (22 games)  | 1987-90 |
| 8.  | 79.3  | Matt Lawrence (27 games)  | 2005-07 |
| 9.  | 78.4  | Jason Peebler (41 games)  | 2001-04 |
| 10. | 78.4  | Frank Alessio (41 games)  | 1993-96 |

**SCORING****Total Points Scored**

|    |     |                                 |         |
|----|-----|---------------------------------|---------|
| 1. | 378 | Marcel Shipp (63 TD)            | 1997-00 |
| 2. | 332 | Rene Ingoglia (55 TD, 1 PAT)    | 1992-95 |
| 3. | 282 | Steve Baylark (47 TD)           | 2003-06 |
| 4. | 270 | Lou Bush (45 TD)                | 1931-33 |
| 5. | 228 | Garry Pearson (38 TD)           | 1979-82 |
| 6. | 199 | Silvio Bonvini (109 PAT, 30 FG) | 1985-88 |
| 7. | 198 | Adrian Zullo (33 TD)            | 1998-02 |
| 8. | 196 | Armando Cuko (103 PAT, 31 FG)   | 2005-09 |
| 9. | 180 | Jonathan Hernandez (30 TD)      | 2008-11 |
|    | 180 | Chris Koepplin (99 PAT, 27 FG)  | 2006-07 |

**Touchdowns Scored**

|     |    |                                       |         |
|-----|----|---------------------------------------|---------|
| 1.  | 63 | Marcel Shipp (58 rush, 5 rcv)         | 1997-00 |
| 2.  | 55 | Rene Ingoglia (54 rush, 1 rcv)        | 1992-95 |
| 3.  | 47 | Steve Baylark (42 rush, 5 rcv)        | 2003-06 |
| 4.  | 45 | Lou Bush (34 rush, 11 rcv)            | 1931-33 |
| 5.  | 38 | Garry Pearson (35 rush, 2 rcv, 1 ret) | 1979-82 |
| 6.  | 33 | Adrian Zullo (1 rush, 32 rcv)         | 1998-02 |
| 7.  | 30 | Jonathan Hernandez (29 rush, 1 rcv)   | 2008-11 |
| 8.  | 29 | Jason Peebler (2 rush, 27 rcv)        | 2001-04 |
| 9.  | 26 | Tony Nelson (25 rush, 1 rcv)          | 2005-09 |
| 10. | 22 | Kevin Smellie (21 rush, 1 rcv)        | 1985-88 |
|     | 22 | Greg Landry (22 rush)                 | 1965-67 |
|     | 22 | Frank Alessio (20 rush, 2 rcv)        | 1993-96 |

**EXTRA POINTS****PAT Kicks Made**

|     |     |                          |         |
|-----|-----|--------------------------|---------|
| 1.  | 109 | Silvio Bonvini (109-112) | 1985-88 |
| 2.  | 103 | Armando Cuko (103-109)   | 2005-09 |
| 3.  | 99  | Chris Koepplin (99-101)  | 2006-07 |
| 4.  | 97  | Doug White (97-108)      | 1999-02 |
| 5.  | 79  | Jason Cherry (79-92)     | 1998-01 |
| 6.  | 67  | Michael Torres (67-72)   | 2003-04 |
| 7.  | 63  | Eric Oke (63-75)         | 1993-96 |
|     | 63  | David Croasdale (63-73)  | 1974-77 |
| 9.  | 59  | Denis Gagnon (59-63)     | 1969-70 |
| 10. | 54  | Jerry Welchel (54-62)    | 1962-65 |

**PAT Kicks Attempted**

|     |     |                          |         |
|-----|-----|--------------------------|---------|
| 1.  | 112 | Silvio Bonvini (109-112) | 1985-88 |
| 2.  | 109 | Armando Cuko (103-109)   | 2005-09 |
| 3.  | 108 | Doug White (97-108)      | 1999-02 |
| 4.  | 101 | Chris Koepplin (99-101)  | 2006-07 |
| 5.  | 92  | Jason Cherry (79-92)     | 1998-01 |
| 6.  | 75  | Eric Oke (63-75)         | 1993-96 |
| 7.  | 73  | David Croasdale (63-73)  | 1974-77 |
| 8.  | 72  | Michael Torres (67-72)   | 2003-04 |
| 9.  | 63  | Denis Gagnon (59-63)     | 1969-70 |
| 10. | 62  | Matt Murphy (50-62)      | 1996-98 |
|     | 62  | Jerry Welchel (54-62)    | 1962-65 |

**PAT Kick Pct (Minimum 25 Attempts)**

|     |       |                          |         |
|-----|-------|--------------------------|---------|
| 1.  | 100.0 | Marco Gabrielli (46-46)  | 1989-90 |
| 2.  | 98.0  | Chris Koepplin (99-101)  | 2006-07 |
| 3.  | 97.3  | Silvio Bonvini (109-112) | 1985-88 |
| 4.  | 96.9  | G. Papoutsidis (31-32)   | 1983-84 |
| 5.  | 94.5  | Armando Cuko (103-109)   | 2005-09 |
| 6.  | 93.7  | Denis Gagnon (59-63)     | 1969-70 |
| 7.  | 93.1  | Michael Torres (67-72)   | 2003-04 |
| 8.  | 89.8  | Doug White (97-108)      | 1999-02 |
| 9.  | 89.7  | Mark Palau (52-58)       | 1971-72 |
| 10. | 88.3  | Sandro Vitiello (53-60)  | 1978-79 |

**FIELD GOALS****Field Goals Made**

|     |    |                         |         |
|-----|----|-------------------------|---------|
| 1.  | 31 | Armando Cuko (31-45)    | 2005-09 |
| 2.  | 30 | Silvio Bonvini (30-49)  | 1985-88 |
| 3.  | 29 | Sandro Vitiello (29-51) | 1978-79 |
| 4.  | 27 | Doug White (27-35)      | 1999-02 |
|     | 27 | Chris Koepplin (27-38)  | 2006-07 |
| 6.  | 26 | Eric Oke (26-48)        | 1993-96 |
| 7.  | 18 | G. Papoutsidis (18-31)  | 1983-84 |
| 8.  | 15 | Jason Cherry (15-22)    | 1998-01 |
| 9.  | 13 | David Croasdale (13-27) | 1974-77 |
| 10. | 11 | Michael Torres (11-20)  | 2003-04 |
|     | 11 | Marco Gabrielli (11-22) | 1989-90 |

**Field Goals Attempted**

|     |    |                         |         |
|-----|----|-------------------------|---------|
| 1.  | 51 | Sandro Vitiello (29-51) | 1978-79 |
| 2.  | 49 | Silvio Bonvini (30-49)  | 1985-88 |
| 3.  | 48 | Eric Oke (26-48)        | 1993-96 |
| 4.  | 45 | Armando Cuko (31-45)    | 2005-09 |
| 5.  | 38 | Chris Koepplin (27-38)  | 2006-07 |
| 6.  | 35 | Doug White (27-35)      | 1999-02 |
| 7.  | 31 | G. Papoutsidis (18-31)  | 1983-84 |
| 8.  | 27 | David Croasdale (13-27) | 1974-77 |
| 9.  | 26 | Denis Gagnon (5-26)     | 1969-70 |
| 10. | 22 | Marco Gabrielli (11-22) | 1989-90 |
|     | 22 | Jason Cherry (15-22)    | 1998-01 |

**Field Goal Pct (Minimum 10 Attempts)**

|     |      |                         |         |
|-----|------|-------------------------|---------|
| 1.  | 77.1 | Doug White (27-35)      | 1999-02 |
| 2.  | 71.1 | Chris Koepplin (27-38)  | 2006-07 |
| 3.  | 68.9 | Armando Cuko (31-45)    | 2005-09 |
| 4.  | 68.2 | Jason Cherry (15-22)    | 1998-01 |
| 5.  | 61.2 | Silvio Bonvini (30-49)  | 1985-88 |
| 6.  | 58.1 | G. Papoutsidis (18-31)  | 1983-84 |
| 7.  | 56.9 | Sandro Vitiello (29-51) | 1978-79 |
| 8.  | 55.0 | Michael Torres (11-20)  | 2003-04 |
| 9.  | 54.2 | Eric Oke (26-48)        | 1993-96 |
| 10. | 52.9 | Jim Maguire (9-17)      | 1991-92 |

**PUNTING****Punt yards**

|     |       |                            |            |
|-----|-------|----------------------------|------------|
| 1.  | 11278 | Andy Maclay (288-11278)    | 1995-98    |
| 2.  | 9574  | David Sanger (236-9574)    | 1999-02    |
| 3.  | 9375  | CJ Koegel (229-9375)       | 2003-06    |
| 4.  | 8932  | Dimitri Yavis (236-8932)   | 1985-88    |
| 5.  | 6069  | John Romboli (162-6069)    | 1974-77    |
| 6.  | 4778  | Ray Larnard (138-4778)     | 1978,80-81 |
| 7.  | 4383  | John O'Neil (117-4383)     | 1970-71    |
| 8.  | 4193  | Andy Dunkanicz (111-4193)  | 1972-73    |
| 9.  | 4127  | Justin Riemer (118-4127)   | 1993-96    |
| 10. | 4076  | Marco Gabrielli (112-4076) | 1989-90    |

**Punt Attempts**

|     |     |                            |            |
|-----|-----|----------------------------|------------|
| 1.  | 288 | Andy Maclay (288-11278)    | 1995-98    |
| 2.  | 236 | David Sanger (236-9574)    | 1999-02    |
|     | 236 | Dimitri Yavis (236-8932)   | 1985-88    |
| 4.  | 229 | CJ Koegel (229-9375)       | 2003-06    |
| 5.  | 162 | John Romboli (162-6069)    | 1974-77    |
| 6.  | 138 | Ray Larnard (138-4778)     | 1978,80-81 |
| 7.  | 118 | Justin Riemer (118-4127)   | 1993-96    |
| 8.  | 117 | John O'Neil (117-4383)     | 1970-71    |
| 9.  | 112 | Marco Gabrielli (112-4076) | 1989-90    |
| 10. | 111 | Andy Dunkanicz (111-4193)  | 1972-73    |

**Punts Had Blocked**

|    |   |                            |            |
|----|---|----------------------------|------------|
| 1. | 4 | Andy Maclay (288-11278)    | 1995-98    |
|    | 4 | Ray Larnard (138-4778)     | 1978,80-81 |
|    | 4 | Brett Arnold (97-4011)     | 2007-08    |
| 4. | 3 | Marco Gabrielli (112-4076) | 1989-90    |
|    | 3 | Demo Drougas (39-1381)     | 1981-82    |
| 6. | 1 | CJ Koegel (229-9375)       | 2003-06    |
|    | 1 | Caleb Violette (40-1561)   | 2009       |

**Average Yards/Punt (Minimum 50 Attempts)**

|     |       |                            |          |
|-----|-------|----------------------------|----------|
| 1.  | 43.8  | Colter Johnson (64-2803)   | 2012-pr. |
| 2.  | 41.35 | Brett Arnold (97-4011)     | 2007-08  |
| 3.  | 40.94 | CJ Koegel (229-9375)       | 2003-06  |
| 4.  | 40.57 | David Sanger (236-9574)    | 1999-02  |
| 5.  | 39.16 | Andy Maclay (288-11278)    | 1995-98  |
| 6.  | 37.85 | Dimitri Yavis (236-8932)   | 1985-88  |
| 7.  | 37.77 | Andy Dunkanicz (111-4193)  | 1972-73  |
| 8.  | 37.46 | John Romboli (162-6069)    | 1974-77  |
| 9.  | 37.46 | John O'Neil (117-4383)     | 1970-71  |
| 10. | 36.39 | Marco Gabrielli (112-4076) | 1989-90  |

**PUNT RETURNS****Punt Return Yards**

|     |     |                          |         |
|-----|-----|--------------------------|---------|
| 1.  | 679 | Don Caparotti (59-679)   | 1989-92 |
| 2.  | 667 | DeShon Hardy (85-667)    | 1999-02 |
| 3.  | 588 | Breon Parker (68-588)    | 1993-95 |
| 4.  | 586 | Steve Schubert (48-586)  | 1970-72 |
| 5.  | 478 | JJ Moore (58-478)        | 2003-07 |
| 6.  | 476 | Stephen Parnell (38-476) | 1968-69 |
| 7.  | 469 | Eric Thimas (66-469)     | 1990-93 |
| 8.  | 468 | Tim Berra (61-468)       | 1971-73 |
| 9.  | 463 | Kevin Sullivan (47-463)  | 1977-79 |
| 10. | 450 | Ron Harris (48-450)      | 1975-76 |

**Punt Returns**

|     |    |                         |         |
|-----|----|-------------------------|---------|
| 1.  | 85 | DeShon Hardy (85-667)   | 1999-02 |
| 2.  | 68 | Breon Parker (68-588)   | 1993-95 |
| 3.  | 66 | Eric Thimas (66-469)    | 1990-93 |
| 4.  | 61 | Tim Berra (61-468)      | 1971-73 |
| 5.  | 59 | Don Caparotti (59-679)  | 1989-92 |
| 6.  | 58 | JJ Moore (58-478)       | 2003-07 |
| 7.  | 48 | Ron Harris (48-450)     | 1975-76 |
|     | 48 | Steve Schubert (48-586) | 1970-72 |
| 9.  | 47 | Kevin Sullivan (47-463) | 1977-79 |
| 10. | 45 | Paul Platek (45-285)    | 1982-85 |



### Punt Return TDs

|    |   |                 |                |
|----|---|-----------------|----------------|
| 1. | 2 | Kory Blackwell  | 1994-96        |
|    | 2 | Steve Schubert  | 1970-72        |
| 3. | 1 | DJ Adeoba       | 2008-09        |
|    | 1 | Bryan King      | 1997-00        |
|    | 1 | Steve Telander  | 1974-75, 77-78 |
|    | 1 | Willie Hemmer   | 1998-99        |
|    | 1 | Jerome Bledsoe  | 1988-91        |
|    | 1 | JJ Moore        | 2003-07        |
|    | 1 | Vito Perrone    | 1984-87        |
|    | 1 | Brandon Freeman | 2004-07        |
|    | 1 | Tom Ahern       | 1980-81        |
|    | 1 | Jason Mumford   | 1992-95        |
|    | 1 | Don Caparotti   | 1989-92        |
|    | 1 | Phil DeRose     | 1962-64        |
|    | 1 | Bryan Haynes    | 2004-06        |
|    | 1 | James Ihedigbo  | 2002-06        |
|    | 1 | Eric Thimas     | 1990-93        |

### Average Yards/Punt Return (Minimum 25 Attempts)

|     |       |                          |         |
|-----|-------|--------------------------|---------|
| 1.  | 14.27 | Jerome Bledsoe (26-371)  | 1988-91 |
| 2.  | 12.53 | Stephen Parnell (38-476) | 1968-69 |
| 3.  | 12.21 | Steve Schubert (48-586)  | 1970-72 |
| 4.  | 11.51 | Don Caparotti (59-679)   | 1989-92 |
| 5.  | 9.85  | Kevin Sullivan (47-463)  | 1977-79 |
| 6.  | 9.85  | Troy Lockman (26-256)    | 1999-00 |
| 7.  | 9.38  | Ron Harris (48-450)      | 1975-76 |
| 8.  | 8.89  | Bob Manning (28-249)     | 1978-80 |
| 9.  | 8.65  | Breon Parker (68-588)    | 1993-95 |
| 10. | 8.24  | JJ Moore (58-478)        | 2003-07 |

### KICK RETURNS

#### Kick Return Yards

|     |            |                                 |                 |
|-----|------------|---------------------------------|-----------------|
| 1.  | 1388       | Courtney Robinson (58-1388)     | 2006-08         |
| 2.  | 1295       | Tim Berra (54-1295)             | 1971-73         |
| 3.  | 1178       | Dennis Dent (51-1178)           | 1975-78         |
| 4.  | 1123       | Adrian Zullo (55-1123)          | 1998-02         |
| 5.  | 1071       | Chip Mitchell (54-1071)         | 1986-89         |
| 6.  | 1064       | Kevin Quinlan (52-1064)         | 1998-01         |
| 7.  | 1009       | Jesse Julmiste (46-1009)        | 2009-11         |
| 8.  | 952        | Garry Pearson (39-952)          | 1979-82         |
| 9.  | <b>932</b> | <b>Jordan Broadnax (44-932)</b> | <b>2011-pr.</b> |
| 10. | 922        | Jeremy Horne (54-922)           | 2007-09         |

#### Kick Returns

|     |           |                                 |                 |
|-----|-----------|---------------------------------|-----------------|
| 1.  | 58        | Courtney Robinson (58-1388)     | 2006-08         |
| 2.  | 55        | Adrian Zullo (55-1123)          | 1998-02         |
| 3.  | 54        | Jeremy Horne (54-922)           | 2007-09         |
|     | 54        | Tim Berra (54-1295)             | 1971-73         |
|     | 54        | Chip Mitchell (54-1071)         | 1986-89         |
| 6.  | 52        | Kevin Quinlan (52-1064)         | 1998-01         |
| 7.  | 51        | Dennis Dent (51-1178)           | 1975-78         |
| 8.  | 46        | Jesse Julmiste (46-1009)        | 2009-11         |
| 9.  | <b>44</b> | <b>Jordan Broadnax (44-932)</b> | <b>2011-pr.</b> |
| 10. | 41        | Breon Parker (41-738)           | 1993-95         |

#### Kick Return TDs

|    |   |                   |             |
|----|---|-------------------|-------------|
| 1. | 2 | Jesse Julmiste    | 2009-11     |
|    | 2 | Dennis Dent       | 1975-78     |
|    | 2 | Phil DeRose       | 1962-64     |
| 4. | 1 | Ron Mangarelli    | 1980-82     |
|    | 1 | Stephen Parnell   | 1968-69     |
|    | 1 | Garry Pearson     | 1979-82     |
|    | 1 | Tim Berra         | 1971-73     |
|    | 1 | Richard Jenkins   | 1979, 81-83 |
|    | 1 | Courtney Robinson | 2006-08     |

### Average Yards/Kick Return (Minimum 25 Attempts)

|     |              |                                 |                 |
|-----|--------------|---------------------------------|-----------------|
| 1.  | 24.47        | Stephen Parnell (36-881)        | 1968-69         |
| 2.  | 24.41        | Garry Pearson (39-952)          | 1979-82         |
| 3.  | 23.98        | Tim Berra (54-1295)             | 1971-73         |
| 4.  | 23.93        | Courtney Robinson (58-1388)     | 2006-08         |
| 5.  | 23.20        | James Hickman (25-580)          | 1958-59, 61     |
| 6.  | 23.18        | Richard Jenkins (34-788)        | 1979, 81-83     |
| 7.  | 23.10        | Dennis Dent (51-1178)           | 1975-78         |
| 8.  | 21.93        | Jesse Julmiste (46-1009)        | 2009-11         |
| 9.  | <b>21.20</b> | <b>Jordan Broadnax (44-932)</b> | <b>2011-pr.</b> |
| 10. | 20.66        | Ed Barrett (32-661)             | 1984-85, 87     |

### INTERCEPTION RETURNS

#### Interception Return Yards

|     |     |                          |                |
|-----|-----|--------------------------|----------------|
| 1.  | 256 | Darren Thellen (10-256)  | 2009-12        |
| 2.  | 238 | Steven Rogers (18-238)   | 1967-69        |
| 3.  | 215 | Shannon James (20-215)   | 2001-05        |
| 4.  | 214 | Steve LeMay (6-214)      | 1977-79        |
| 5.  | 207 | Matt Rajotte (11-207)    | 1989-90, 92-93 |
|     | 207 | Breon Parker (13-207)    | 1993-95        |
| 7.  | 201 | Kevin Sullivan (14-201)  | 1977-79        |
| 8.  | 171 | Jeremy Robinson (15-171) | 1997-01        |
| 9.  | 168 | Tracy Belton (13-168)    | 2003-06        |
| 10. | 153 | Brandon Smith (5-153)    | 2003-06        |

#### Interceptions

|     |    |                          |         |
|-----|----|--------------------------|---------|
| 1.  | 20 | Shannon James (20-215)   | 2001-05 |
| 2.  | 18 | Steven Rogers (18-238)   | 1967-69 |
|     | 18 | Grady Fuller (18-44)     | 1980-83 |
| 4.  | 17 | Don Caparotti (17-134)   | 1989-92 |
| 5.  | 15 | Jeremy Robinson (15-171) | 1997-01 |
| 6.  | 14 | Kevin Sullivan (14-201)  | 1977-79 |
| 7.  | 13 | Breon Parker (13-207)    | 1993-95 |
|     | 13 | Tracy Belton (13-168)    | 2003-06 |
|     | 13 | Dwayne Lopes (13-103)    | 1980-82 |
| 10. | 12 | Jerard White (12-118)    | 1996-99 |
|     | 12 | Steve Costello (12-110)  | 2001-05 |

### DEFENSE

#### Total tackles

|     |     |                          |         |
|-----|-----|--------------------------|---------|
| 1.  | 543 | John McKeown (245-298)   | 1985-88 |
| 2.  | 495 | Khari Samuel (328-167)   | 1995-98 |
| 3.  | 478 | Kole Ayi (330-148)       | 1997-00 |
| 4.  | 465 | Vito Perrone (266-199)   | 1984-87 |
| 5.  | 363 | Jeremy Cain (252-111)    | 1999-03 |
| 6.  | 361 | Tyler Holmes (185-176)   | 2008-11 |
| 7.  | 360 | Jason Hatchell (154-206) | 2003-07 |
| 8.  | 358 | Justin Riemer (238-120)  | 1993-96 |
| 9.  | 354 | Perry McIntyre (151-203) | 2009-12 |
| 10. | 341 | Shannon James (253-88)   | 2001-05 |

#### Unassisted Tackles

|     |     |                          |         |
|-----|-----|--------------------------|---------|
| 1.  | 330 | Kole Ayi (330-148)       | 1997-00 |
| 2.  | 328 | Khari Samuel (328-167)   | 1995-98 |
| 3.  | 266 | Vito Perrone (266-199)   | 1984-87 |
| 4.  | 253 | Shannon James (253-88)   | 2001-05 |
| 5.  | 252 | Jeremy Cain (252-111)    | 1999-03 |
| 6.  | 245 | John McKeown (245-298)   | 1985-88 |
| 7.  | 244 | Jeremy Robinson (244-92) | 1997-01 |
| 8.  | 238 | Justin Riemer (238-120)  | 1993-96 |
| 9.  | 234 | Anton McKenzie (234-86)  | 2000-03 |
| 10. | 214 | Brian Smith (214-92)     | 1997-00 |
|     | 214 | Mark Kimener (214-99)    | 2000-03 |

#### Assisted Tackles

|     |     |                          |         |
|-----|-----|--------------------------|---------|
| 1.  | 298 | John McKeown (245-298)   | 1985-88 |
| 2.  | 227 | George Karelak (99-227)  | 1987-89 |
| 3.  | 206 | Jason Hatchell (154-206) | 2003-07 |
| 4.  | 203 | Perry McIntyre (151-203) | 2009-12 |
| 5.  | 199 | Vito Perrone (266-199)   | 1984-87 |
| 6.  | 197 | Charles Walker (143-197) | 2003-07 |
| 7.  | 176 | Tyler Holmes (185-176)   | 2008-11 |
| 8.  | 167 | Khari Samuel (328-167)   | 1995-98 |
| 9.  | 156 | Matthew Tulley (169-156) | 1988-91 |
| 10. | 154 | Joe Cullen (121-154)     | 1986-89 |

#### Tackles for Loss

|     |      |                            |         |
|-----|------|----------------------------|---------|
| 1.  | 63.0 | Valdamar Brower (63-0/250) | 1999-03 |
| 2.  | 54.0 | Khari Samuel (54-0/157)    | 1995-98 |
| 3.  | 44.0 | Jeremy Cain (44-0/180)     | 1999-03 |
| 4.  | 43.0 | David Burris (33-20/170)   | 2003-07 |
|     | 43.0 | Kole Ayi (43-0/200)        | 1997-00 |
| 6.  | 42.0 | Matthew Tulley (42-0/128)  | 1988-91 |
| 7.  | 40.0 | Doran Davis (40-0/131)     | 1999-03 |
| 8.  | 38.5 | Mark Kimener (38-1/142)    | 2000-03 |
| 9.  | 37.0 | Brian Corcoran (37-0/78)   | 1991-94 |
| 10. | 33.5 | Michael Hanson (25-17/152) | 2005-09 |

### Yards From Tackles For Loss

|     |     |                            |         |
|-----|-----|----------------------------|---------|
| 1.  | 250 | Valdamar Brower (63-0/250) | 1999-03 |
| 2.  | 200 | Kole Ayi (43-0/200)        | 1997-00 |
| 3.  | 180 | Jeremy Cain (44-0/180)     | 1999-03 |
| 4.  | 170 | David Burris (33-20/170)   | 2003-07 |
| 5.  | 157 | Khari Samuel (54-0/157)    | 1995-98 |
| 6.  | 156 | Matt Dawson (30-0/156)     | 1996-99 |
| 7.  | 152 | Michael Hanson (25-17/152) | 2005-09 |
| 8.  | 147 | Keron Williams (29-8/147)  | 2002-05 |
| 9.  | 142 | Mark Kimener (38-1/142)    | 2000-03 |
| 10. | 137 | Mike Ziccardi (29-0/137)   | 2001-03 |

### Quarterback Sacks

|    |      |                            |                |
|----|------|----------------------------|----------------|
| 1. | 33.0 | Mario Perry (33-0/240)     | 1989-90, 92-93 |
| 2. | 31.5 | Todd Rundle (31-1/94)      | 1984-87        |
| 3. | 30.0 | Brian Corcoran (30-0/177)  | 1991-94        |
| 4. | 26.0 | Matthew Tulley (26-0/167)  | 1988-91        |
| 5. | 24.0 | Valdamar Brower (22-4/171) | 1999-03        |
| 6. | 22.0 | David Burris (18-8/130)    | 2003-07        |
| 7. | 21.0 | Rich Kane (21-0/123)       | 1989-91        |
| 8. | 19.0 | Khari Samuel (18-2/113)    | 1995-98        |
| 9. | 18.0 | Mike Ziccardi (18-0/112)   | 2001-03        |
|    | 18.0 | Scott Assensoa (18-0/102)  | 1990-93        |

### Yards from Sacks

|     |     |                            |                |
|-----|-----|----------------------------|----------------|
| 1.  | 240 | Mario Perry (33-0/240)     | 1989-90, 92-93 |
| 2.  | 177 | Brian Corcoran (30-0/177)  | 1991-94        |
| 3.  | 171 | Valdamar Brower (22-4/171) | 1999-03        |
| 4.  | 167 | Matthew Tulley (26-0/167)  | 1988-91        |
| 5.  | 130 | David Burris (18-8/130)    | 2003-07        |
| 6.  | 123 | Rich Kane (21-0/123)       | 1989-91        |
|     | 123 | Kole Ayi (8-6/123)         | 1997-00        |
| 8.  | 113 | Khari Samuel (18-2/113)    | 1995-98        |
| 9.  | 112 | Mike Ziccardi (18-0/112)   | 2001-03        |
| 10. | 111 | Matt Dawson (8-4/111)      | 1996-99        |

### Fumbles Forced

|    |    |                |                |
|----|----|----------------|----------------|
| 1. | 17 | Khari Samuel   | 1995-98        |
| 2. | 10 | Mario Perry    | 1989-90, 92-93 |
| 3. | 9  | Bob Shelmire   | 1983-86        |
| 4. | 8  | Anton McKenzie | 2000-03        |
| 5. | 7  | Jerome Miles   | 2007-09        |
|    | 7  | Todd Rundle    | 1984-87        |
|    | 7  | Justin Riemer  | 1993-96        |
|    | 7  | James Ihedigbo | 2002-06        |
|    | 7  | John McKeown   | 1985-88        |
|    | 7  | Vito Perrone   | 1984-87        |

### Fumbles Recovered

|    |    |                 |         |
|----|----|-----------------|---------|
| 1. | 10 | John McKeown    | 1985-88 |
| 2. | 9  | Jeremy Robinson | 1997-01 |
| 3. | 7  | Matt Dawson     | 1996-99 |
|    | 7  | Kole Ayi        | 1997-00 |
| 5. | 6  | Brian Corcoran  | 1991-94 |
|    | 6  | Paul Platek     | 1982-85 |
|    | 6  | Shannon James   | 2001-05 |
|    | 6  | Jeremy Cain     | 1999-03 |
| 9. | 5  | Bob Shelmire    | 1983-86 |
|    | 5  | Steve Brothers  | 1986-90 |
|    | 5  | Tony Williams   | 1991-94 |
|    | 5  | Steve Robar     | 1985-88 |
|    | 5  | Bobby Burke     | 1989-92 |
|    | 5  | Vito Perrone    | 1984-87 |
|    | 5  | John Creamer    | 1989-92 |
|    | 5  | Brandon Collier | 2005-09 |
|    | 5  | James Ihedigbo  | 2002-06 |
|    | 5  | Bob Manning     | 1978-80 |
|    | 5  | Jeron Alston    | 1994-97 |

### Pass Breakups

|    |    |                 |                |
|----|----|-----------------|----------------|
| 1. | 38 | Jerard White    | 1996-99        |
| 2. | 35 | Garrick Amos    | 1987-89        |
| 3. | 32 | Don Caparotti   | 1989-92        |
| 4. | 26 | Chris Wood      | 1982-85        |
| 5. | 25 | Jeremy Robinson | 1997-01        |
| 6. | 23 | Brian Smith     | 1997-00        |
| 7. | 20 | Andrew Thomas   | 1985-88        |
|    | 20 | Kory Blackwell  | 1994-96        |
| 9. | 19 | Matt Rajotte    | 1989-90, 92-93 |
|    | 19 | Shannon James   | 2001-05        |
|    | 19 | Breon Parker    | 1993-95        |

## Single-Game Records

### RUSHING

#### Most Yards Gained

Play: 96, Jim Pizano (Rhode Island, 1996)

Game: 337, Frank Alessio (BU, 1995)

#### Most Carries

Game: 45, Garry Pearson (AIC, 1982)

#### Highest Average Per Carry

Game: 29.0, Matt Jordan (Lehigh, 1995)

(minimum 5 carries)

#### Most Touchdowns

Game: 5, R.J. Cobbs (Rhode Island, 2002)

5, Lou Bush (Cooper Union, 1932)

#### Rushing Yards

1. 337 Frank Alessio (BU, 1995)

2. 313 Rene Ingoglia (URI, 1994)

3. 288 Garry Pearson (AIC, 1982)

4. 270 Marcel Shipp (Maine, 1998)

5. 258 Paul Metallo (Holy Cross, 1971)

6. 257 Marcel Shipp (UConn-2, 1998)

7. 256 Marcel Shipp (Maine, 1999)

8. 244 Marcel Shipp (Ga. Southern, 1998)

9. 241 Kevin Quinlan (N'eastern, 2000)

10. 235 Steve Baylark (Rhode Island, 2006)

#### Rushing Attempts

1. 45 Garry Pearson (AIC, 1982)

2. 44 Marcel Shipp (Delaware, 1999)

3. 43 Steve Baylark (New Hampshire, 2004)

4. 41 Marcel Shipp (Villanova, 1998)

5. 38 Kevin Quinlan (N'eastern, 2000)

38 Marcel Shipp (N'western St., 1998)

38 Marcel Shipp (UConn-2, 1998)

38 Marcel Shipp (Maine, 1998)

38 Garry Pearson (UConn, 1982)

10. 37 Tony Nelson (Northeastern, 2008)

37 Rene Ingoglia (Northeastern, 1995)

12. 36 Marcel Shipp (three times)

36 John Johnson (Northeastern, 1990)

#### Longest Runs

1. 96 Jim Pizano (URI, 1996)

2. 95 Fred Ellert (Tufts, 1928)

3. 85 Jerome Bledsoe (Lehigh, 1989)

85 Dennis Dent (BC, 1978)

85 Jerry Whelchel (BU, 1964)

6. 84 R.J. Cobbs (Delaware, 2002)

84 Frank Alessio (BU, 1995)

84 Frank Alessio (Holy Cross, 1995)

84 Rene Ingoglia (URI, 1994)

10. 83 Richard Jessamy (UNH, 1973)

### PASSING

#### Most Yards Gained

Play: 97, Jeff Krohn

(to Jimmie Howard vs. Villanova, 2003)

Game: 450, Kyle Havens (New Hampshire 2010)

#### Most Attempts

Game: 63, Matt Guice (New Hampshire, 2001)

#### Most Completions

Game: 33, Jeff Krohn (Northeastern, 2002)

#### Highest Completion Percentage

Game: .894, Tim Day (at Delaware State, 2004)

(minimum 10 attempts)

#### Highest Passing Efficiency

Game: 256.3, Mike Fallon (Youngstown, 1977)

(minimum 10 attempts)

#### Most Touchdowns

Game: 5, Liam Coen (Bryant, 2008)

5, Liam Coen (at Towson, 2006)

5, Matt Guice (James Madison, 2001)

5, Richard Lucero (New Haven, 2000)

5, Todd Bankhead (Maine, 1998)

5, Mike Fallon (Youngstown, 1977)

#### Most Interceptions

Game: 5, Anthony Catterton (Hofstra, 1997)

5, Dave Palazzi (UConn, 1988)

5, Dave Palazzi (Delaware, 1987)

5, Barrett McGrath (Lehigh, 1983)

#### Pass Attempts

1. 63 Matt Guice (New Hampshire, 2001)

2. 55 Kyle Havens (New Hampshire 2010)

3. 52 Tim Day (New Hampshire, 2004)

52 Jeff Krohn (Northeastern, 2002)

5. 51 Todd Bankhead (UConn-1, 1998)

51 Mike Wegzyn (Ohio, 2012)

6. 50 Liam Coen (New Hampshire, 2005)

7. 49 Peil Pennington (BC, 1971)

8. 48 Jeff Krohn (Delaware, 2003)

9. 47 Matt Guice (James Madison, 2001)

47 Dave Palazzi (Delaware, 1987)

#### Pass Completions

1. 33 Jeff Krohn (Northeastern, 2002)

2. 32 Brian McNally (UConn, 1976)

32 Kyle Havens)New Hampshire 2010)

4. 31 Liam Coen (New Hampshire, 2005)

5. 30 A.J. Doyle (Central Michigan, 2012)

6. 28 Liam Coen (So. Illinois, 2007)

28 Tim Day (New Hampshire, 2004)

28 Matt Guice (New Hampshire, 2001)

28 Todd Bankhead (Furman, 1999)

10. 27 Brandon Hill (Villanova, 2011)

27 Todd Bankhead (Hofstra, 1998)

27 Mike Wegzyn (Ohio, 2012)

#### Passing Yards

1. 450 Kyle Havens (New Hampshire 2010)

2. 421 Liam Coen (So. Illinois, 2007)

3. 419 Liam Coen (Fordham, 2007)

4. 403 Matt Guice (New Hampshire, 2001)

5. 401 Liam Coen (New Hampshire, 2005)

401 Jeff Krohn (Northeastern, 2002)

7. 395 Liam Coen (Holy Cross, 2008)

8. 389 Liam Coen (Bryant, 2008)

389 Brian McNally (UConn, 1976)

10. 376 Richard Lucero (Wm. & Mary, 2000)

11. 373 Mike Wegzyn (Ohio, 2012)

12. 355 Liam Coen (Villanova, 2007)

13. 354 Jeff Krohn (Delaware, 2003)

14. 353 Todd Bankhead (Maine, 1998)

15. 350 Liam Coen (at Villanova, 2006)

#### Longest Passing Plays

1. 97 Jeff Krohn to Jimmie Howard (Villanova, 2003)

2. 89 Liam Coen to Rasheed Rancher (Stony Brook, 2006)

3. 84 Liam Coen to Rasheed Rancher (Delaware, 2005)

4. 82 Jeff Krohn to Jason Peebler (New Hampshire, 2003)

5. 80 Liam Coen to **Matt Silver** (Bryant, 2008)

80 Tim Day to Jason Peebler (at Delaware State, 2004)

7. 79 John McCormick to Sam Lussier (Rhode Island, 1960)

8. 78 Dave Palazzi to Chip Mitchell (Harvard, 1988)

9. 77 Greg Landry to Bob Meers (New Hampshire, 1965)

10. 75 Tim Bryant to John Crowley (Rhode Island, 1986)

11. 72 Gary Wilkos to Chip Mitchell (New Hampshire, 1989)

72 Gary Wilkos to Mike Tobin (Rhode Island, 1989)

13. 71 Liam Coen to Rasheed Rancher (Southern Illinois, 2007)

71 Clark Ramos to Kevin Bourgoin (Northeastern, 1994)

15. 70 Dave McGovern to Lamar Newsome (New Hampshire, 1990)

70 Dave Palazzi to Jay Dowdy (Northeastern, 1987)

70 Brian McNally to Kevin Cummings (Connecticut, 1976)

### RECEIVING

#### Most Receptions

**Game:** 13, Victor Cruz (James Madison, 2008)

13, J.J. Moore (Colgate, 2005)

13, Brandon London (Hofstra, 2005)

#### Most Yards Gained

**Game:** 262, Victor Cruz (James Madison, 2008)

#### Highest Average Per Catch

Game: 35.4, Jason Peebler (UNH, 2003)

(minimum 5 catches)

#### Most Touchdowns

Game: 4, Brandon London (at Towson, 2006)

4, Adrian Zullo (UNH, 1999)

4, Jimmy Moore (UConn-1, 1998)

#### Pass Reception Yards

1. 262 Victor Cruz (James Madison, 2008)

2. 210 Adrian Zullo (Richmond, 1999)

3. 198 Rasheed Rancher (Fordham, 2007)

4. 190 Anthony Nelson (New Hampshire 2010)

5. 182 Jeremy Horne (Bryant, 2008)

6. 181 Milt Morin (Vermont, 1965)

7. 177 Jason Peebler (UNH, 2003)

8. 172 Jeremy Horne (Holy Cross, 2008)

172 Jimmy Moore (UConn-2, 1998)

172 Tim Berra (UNH, 1973)

11. 164 Jimmy Moore (Hofstra, 1998)

12. 163 J.J. Moore (Holy Cross, 2007)

13. 162 Deion Walker (Ohio, 2012)

14. 161 Jason Peebler (Colgate, 2004)

161 Jason Peebler (Hofstra, 2004)

#### Pass Receptions

1. 13 Victor Cruz (James Madison, 2008)

13 J.J. Moore (Colgate, 2005)

13 Brandon London (Hofstra, 2005)

4. 11 Julian Talley (Villanova, 2011)

11 Anthony Nelson (New Hampshire 2010)

11 J.J. Moore (Hofstra, 2007)

11 Adrian Zullo (Richmond, 1999)

11 Adrian Zullo (Villanova, 1999)

11 Jimmy Moore (Hofstra, 1998)

11 Tim Berra (Holy Cross, 1973)

11 Deion Walker (Ohio, 2012)

10 Victor Cruz (Northeastern, 2008)

10 Jeremy Horne (Holy Cross, 2008)

10 Michael Omar (So. Illinois, 2007)

10 DeShon Hardy (Delaware, 2001)

10 Adrian Zullo (Furman, 1999)

10 Chip Mitchell (Delaware, 1989)

10 Bob Simeone (Maine, 1984)

10 Rob Blanchflower (Central Michigan, 2012)

## TOTAL OFFENSE

### Most Yards Gained

Game: 419, Liam Coen (Fordham, 2007)

### Most Plays

Game: 79, Matt Guice (New Hampshire, 2001)

### Total Offense Single Game

- 434 Kyle Havens (New Hampshire, 2010)
- 419 Liam Coen (Fordham, 2007)
- 416 Matt Guice (New Hampshire, 2001)
- 407 Dave Palazzi (New Hampshire, 1988)
- 406 Liam Coen (Southern Illinois, 2007)
- 401 Liam Coen (N. Hampshire, 2005)
- 396 Greg Landry (New Hampshire, 1965)
- 390 Richard Lucero (Wm. & Mary, 2000)
- 386 Liam Coen (Holy Cross, 20008)
- 382 Tim Bryant (Rhode Island, 1986)
- 377 Jeff Krohn (Northeastern, 2002)
- 377 Dave Palazzi (Richmond, 1987)

## All-Purpose Yards Gained

### Single Game

- 357 Tim Berra (URI, 1973)
- 332 Frank Alessio (BU, 1995)
- 328 Rene Ingoglia (URI, 1994)
- 319 Garry Pearson (AIC, 1982)
- 297 Marcel Shipp (UConn-2, 1998)
- 294 Marcel Shipp (Maine, 1998)
- 284 Tim Berra (BC, 1973)
- 282 Marcel Shipp (Ga. Southern, 1998)
- 282 Marcel Shipp (Buffalo, 1998)
- 268 Garry Pearson (UConn, 1981)

## PUNTING

### Highest Average Per Punt

Game: 53.0 Caleb Violette (James Madison 2010)  
53.0, Christian Koegel (Delaware, 2004)  
(minimum 5 punts)

### Most Punts

Game: 13, Andrew Maclay (Richmond, 1996)

### Most Yards

Punt: 78, Andrew Maclay (BU, 1997)  
Game: 526, Christian Koegel  
(Boston College, 2004)

### Longest Punts

- 78 Andrew Maclay (BU, 1997)
- 77 Dimitri Yavis (BU, 1988)
- 76 Christian Koegel (Delaware, 2004)
- 75 Andrew Maclay (JMU, 1998)
- 74 Jim Tandler (Northeastern, 1984)
- 73 John Romboli (UNH, 1976)
- 73 John Romboli (BC, 1975)
- 72 Justin Riemer (UNH, 1994)
- 71 David Sanger (JMU, 2001)
- 70 Brett Arnold (J. Madison, 2008)
- 69 Andrew Maclay (Ga. South., 1998)
- 68 Brett Arnold (Colgate, 2007)
- 68 David Sanger (Richmond, 2002)
- 68 Marco Gabrielli (URI, 1989)

## PUNT RETURNS

### Most Yards Gained

Return: 97, Lou Bush (WPI, 1932)  
Game: 157, Ron Harris (Colgate, 1974)

### Most Returns

Game: 8, DeShon Hardy (Northeastern, 1999)  
8, Scott Alia (BU, 1987)

### Longest Punt Returns

- 97 Lou Bush (WPI, 1932)
- 93 Ron Harris (UNH, 1974)
- 92 Jerome Bledsoe (Maine, 1988)
- 90 Ron Harris (Colgate, 1974)
- 80 Steven Schubert (BU, 1972)
- 80 Phil DeRose (Holy Cross, 1964)
- 74 David Giarla (Vermont, 1966)
- 70 Don Caparotti (Richmond, 1991)
- 67 Kory Blackwell (UConn, 1996)
- 66 Ron Harris (UNH, 1975)
- 66 Steven Schubert (BU, 1970)

## KICKOFF RETURNS

### Most Yards Gained

Return: 102, Dennis Dent (Morgan St., 1978)  
102, Noel Reebenacker (Springfield, 1951)  
Game: 252, Jesse Julmiste (Boston College, 2011)

### Most Returns

Game: 7, Jesse Julmiste (Boston College, 2011)  
7, Darryl Thomas (Maine, 1997)  
7, Tim Berra (URI, 1973)  
7, Jordan Broadnax (Western Michigan, 2012)

### Longest Kickoff Returns

- 102 Dennis Dent (Morgan State, 1978)
- 102 Noel Reebenacker (Springfield, 1951)
- 100 Jesse Julmiste (Boston College, 2011)
- 100 Courtney Robinson (H. Cross, 2007)
- 100 Ted Piers (Bates, 1951)
- 99 Phil DeRose (UNH, 1964)
- 97 Ryan Carter (Maine, 2010)
- 97 Richard Jenkins (Maine, 1982)
- 97 Garry Pearson (BC, 1979)
- 97 Tim Berra (URI, 1973)
- 93 Tim Berra (Villanova, 1973)

## FIELD GOALS

### Longest Field Goal Made

52, Sandro Vitiello (BC, 1978)  
52, Denis Gagnon (UNH, 1971)

### Most Field Goals Made

Game: 4, George Papoutsidis (Ball State, 1984)

### Most PATs Made

Game: 7, nine times; most recent  
**Armando Cuko (Rhode Island, 2008)**

### Most PAT Attempts

Game: 8, five times; most recent  
Jason Cherry (Maine, 1998)

### Longest Field Goals

- 52, Sandro Vitiello (BC, 1978)
- 52, Denis Gagnon (UNH, 1971)
- 51 Chris Koepplin (N. Hampshire, 2007)
- 48 Chris Koepplin (Holy Cross, 2007)
- 48 Chris Koepplin (Stony Brook, 2006)

## Most Points Scored

Game: 30, R.J. Cobbs (Rhode Island, 2002)  
30, Lou Bush (Cooper Union, 1932)  
30, Lou Bush (Wagner, 1931)

## Most Touchdowns

Game: 5, R.J. Cobbs (Rhode Island, 2002)  
5, Lou Bush (Cooper Union, 1932)  
5, Lou Bush (Wagner, 1931)

## Most Points Scored

### Single Game

- 30 R.J. Cobbs (Rhode Island, 2002)
- 30 Lou Bush (Cooper Union, 1932)
- 30 Lou Bush (Wagner, 1931)
- 24 Brandon London (at Towson, 2006)
- 24 Marcel Shipp (Rhode Island, 2000)
- 24 Marcel Shipp (Northeastern, 1999)
- 24 Adrian Zullo (UNH, 1999)
- 24 Jimmy Moore (UConn-1, 1998)
- 24 Rene Ingoglia (JMU, 1993)
- 24 Jerome Bledsoe (Richmond, 1991)
- 24 Kevin Smellie (BU, 1986)
- 24 Garry Pearson (UConn, 1982)
- 24 Paul Metallo (Holy Cross, 1971)

## Most Touchdowns

### Single Game

- 5 R.J. Cobbs (Rhode Island, 2002)
- 5 Lou Bush (Cooper Union, 1932)
- 5 Lou Bush (Wagner, 1931)
- 4 Brandon London (at Towson, 2006)
- 4 Marcel Shipp (Rhode Island, 2000)
- 4 Marcel Shipp (Northeastern, 1999)
- 4 Adrian Zullo (UNH, 1999)
- 4 Jimmy Moore (UConn-1, 1998)
- 4 Rene Ingoglia (JMU, 1993)
- 4 Jerome Bledsoe (Richmond, 1991)
- 4 Kevin Smellie (BU, 1986)
- 4 Garry Pearson (UConn, 1982)
- 4 Paul Metallo (Holy Cross, 1971)

## Most Passes Intercepted

Game: 4, Steven Rogers (Delaware, 1968)

## Most Yards Gained

Return: 128, Darren Thellen (Central Conn. St, 2011)  
100, Tehran Hunter (Buffalo, 1997)  
100, Steve LeMay (BU, 1977)

## Interceptions Return For Touchdowns

Game: 2, Tyler Holmes (Maine, 2010)

## Most Total Tackles

Game: 23, Charles Walker (Delaware, 2004)  
23, John McKeown (Delaware, 1986)

## Most Solo Tackles

Game: 15, Justin Riemer (Richmond, 1996)  
15, Justin Riemer (Maine, 1995)  
15, Justin Riemer (Buffalo, 1995)

## Most Sacks

Game: 5, Scott Assensoa (UConn, 1992)



## Team Season Records

### RUSHING

#### Rushing Yards

|     |                 |      |
|-----|-----------------|------|
| 1.  | 3024 (662-3024) | 1998 |
| 2.  | 2675 (555-2675) | 2006 |
| 3.  | 2443 (582-2443) | 1999 |
| 4.  | 1993 (477-1993) | 2002 |
| 5.  | 1992 (480-1992) | 2007 |
| 6.  | 1934 (515-1934) | 2003 |
| 7.  | 1874 (480-1874) | 2000 |
| 8.  | 1852 (466-1852) | 2010 |
| 9.  | 1796 (452-1796) | 1997 |
| 10. | 1714 (390-1714) | 2008 |

#### Rushing Attempts

|     |                |      |
|-----|----------------|------|
| 1.  | 662 (662-3024) | 1998 |
| 2.  | 582 (582-2443) | 1999 |
| 3.  | 555 (555-2675) | 2006 |
| 4.  | 515 (515-1934) | 2003 |
| 5.  | 480 (480-1874) | 2000 |
|     | 480 (480-1992) | 2007 |
| 7.  | 477 (477-1993) | 2002 |
| 8.  | 466 (466-1852) | 2010 |
| 9.  | 452 (452-1796) | 1997 |
| 10. | 425 (425-1465) | 2005 |

#### Rushing TDs

|     |    |      |
|-----|----|------|
| 1.  | 35 | 1999 |
| 2.  | 32 | 1998 |
| 3.  | 24 | 2006 |
| 4.  | 22 | 2000 |
|     | 22 | 2002 |
| 6.  | 21 | 2009 |
| 7.  | 20 | 2008 |
| 8.  | 19 | 2011 |
|     | 19 | 2007 |
| 10. | 17 | 2005 |

#### Average Yards/Rush

|     |                 |      |
|-----|-----------------|------|
| 1.  | 4.82 (555-2675) | 2006 |
| 2.  | 4.57 (662-3024) | 1998 |
| 3.  | 4.39 (390-1714) | 2008 |
| 4.  | 4.20 (582-2443) | 1999 |
| 5.  | 4.18 (477-1993) | 2002 |
| 6.  | 4.15 (480-1992) | 2007 |
| 7.  | 4.0 (466-1852)  | 2010 |
| 8.  | 3.97 (452-1796) | 1997 |
| 9.  | 3.97 (385-1527) | 2004 |
| 10. | 3.96 (412-1633) | 2009 |

#### Rushing Yards/Game

|     |                  |      |
|-----|------------------|------|
| 1.  | 201.6 (15 Games) | 1998 |
| 2.  | 187.9 (13 Games) | 1999 |
| 3.  | 178.3 (15 Games) | 2006 |
| 4.  | 170.4 (11 Games) | 2000 |
| 5.  | 168.4 (11 games) | 2010 |
| 6.  | 166.1 (12 Games) | 2002 |
| 7.  | 163.3 (11 Games) | 1997 |
| 8.  | 153.2 (13 Games) | 2007 |
| 9.  | 148.8 (13 Games) | 2003 |
| 10. | 148.5 (11 Games) | 2009 |

### PASSING

#### Pass Attempts

|     |                  |      |
|-----|------------------|------|
| 1.  | 533 (306-533-20) | 1998 |
| 2.  | 445 (238-445-19) | 2012 |
| 3.  | 433 (228-433-15) | 2003 |
| 4.  | 431 (271-431-16) | 1999 |
| 5.  | 404 (197-404-22) | 2001 |
| 6.  | 388 (246-388-15) | 2007 |
| 7.  | 382 (221-382-13) | 2011 |
| 8.  | 360 (189-360-17) | 2002 |
| 9.  | 359 (218-359-17) | 2008 |
| 10. | 357 (196-357-22) | 2009 |

#### Pass Completions

|     |                  |      |
|-----|------------------|------|
| 1.  | 306 (306-533-20) | 1998 |
| 2.  | 271 (271-431-16) | 1999 |
| 3.  | 246 (246-388-15) | 2007 |
| 4.  | 238 (238-445-19) | 2012 |
| 5.  | 228 (228-433-15) | 2003 |
| 6.  | 222 (222-343-11) | 2006 |
| 7.  | 221 (221-382-13) | 2011 |
| 8.  | 219 (219-345-7)  | 2010 |
| 9.  | 218 (218-359-17) | 2008 |
| 10. | 214 (214-350-14) | 2005 |

#### Passing Yards

|     |                   |      |
|-----|-------------------|------|
| 1.  | 4050 (306-533-20) | 1998 |
| 2.  | 3230 (271-431-16) | 1999 |
| 3.  | 3228 (246-388-15) | 2007 |
| 4.  | 3082 (222-343-11) | 2006 |
| 5.  | 3011 (228-433-15) | 2003 |
| 6.  | 2911 (218-359-17) | 2008 |
| 7.  | 2707 (214-350-14) | 2005 |
| 8.  | 2692 (219-345-7)  | 2010 |
| 9.  | 2560 (221-382-13) | 2011 |
| 10. | 2556 (188-323-20) | 2000 |

#### Passing TDs

|     |    |      |
|-----|----|------|
| 1.  | 37 | 1998 |
| 2.  | 30 | 2007 |
| 3.  | 28 | 2003 |
| 4.  | 26 | 2006 |
| 5.  | 24 | 2008 |
| 6.  | 23 | 2004 |
| 7.  | 20 | 2010 |
| 8.  | 19 | 2002 |
|     | 19 | 2000 |
| 10. | 18 | 1999 |

#### Passes Had Intercepted

|     |                 |      |
|-----|-----------------|------|
| 1.  | 22 (196-357-22) | 2009 |
|     | 22 (197-404-22) | 2001 |
| 3.  | 21 (121-279-21) | 1997 |
| 4.  | 20 (306-533-20) | 1998 |
|     | 20 (188-323-20) | 2000 |
| 6.  | 19 (238-445-19) | 2012 |
| 7.  | 17 (189-360-17) | 2002 |
|     | 17 (197-344-17) | 2004 |
|     | 17 (218-359-17) | 2008 |
| 10. | 16 (271-431-16) | 1999 |

#### Pass Completion Pct

|     |                   |      |
|-----|-------------------|------|
| 1.  | 64.7 (222-343-11) | 2006 |
| 2.  | 63.5 (219-345-7)  | 2010 |
| 3.  | 63.4 (246-388-15) | 2007 |
| 4.  | 62.9 (271-431-16) | 1999 |
| 5.  | 61.1 (214-350-14) | 2005 |
| 6.  | 60.7 (218-359-17) | 2008 |
| 7.  | 58.2 (188-323-20) | 2000 |
| 8.  | 57.9 (221-382-13) | 2011 |
| 9.  | 57.4 (306-533-20) | 1998 |
| 10. | 57.3 (197-344-17) | 2004 |

#### Pass Efficiency

|     |                    |      |
|-----|--------------------|------|
| 1.  | 158.8 (222-343-11) | 2006 |
| 2.  | 151.1 (246-388-15) | 2007 |
| 3.  | 144.1 (219-345-7)  | 2010 |
| 4.  | 141.4 (218-359-17) | 2008 |
| 5.  | 136.6 (306-533-20) | 1998 |
| 6.  | 132.2 (271-431-16) | 1999 |
| 7.  | 131.7 (188-323-20) | 2000 |
| 8.  | 130.6 (197-344-17) | 2004 |
| 9.  | 129.4 (214-350-14) | 2005 |
| 10. | 125.5 (228-433-15) | 2003 |

#### Average Yards/Pass

|     |                  |      |
|-----|------------------|------|
| 1.  | 9.0 (222-343-11) | 2006 |
| 2.  | 8.3 (246-388-15) | 2007 |
| 3.  | 8.1 (218-359-17) | 2008 |
| 4.  | 7.9 (188-323-20) | 2000 |
| 5.  | 7.8 (219-345-7)  | 2010 |
| 6.  | 7.7 (214-350-14) | 2005 |
| 7.  | 7.6 (306-533-20) | 1998 |
| 8.  | 7.5 (271-431-16) | 1999 |
| 9.  | 7.3 (197-344-17) | 2004 |
| 10. | 7.1 (196-357-22) | 2009 |

#### Average Yards/Completion

|     |                   |      |
|-----|-------------------|------|
| 1.  | 13.9 (222-343-11) | 2006 |
| 2.  | 13.6 (188-323-20) | 2000 |
| 3.  | 13.4 (218-359-17) | 2008 |
| 4.  | 13.2 (306-533-20) | 1998 |
| 5.  | 13.2 (228-433-15) | 2003 |
| 6.  | 13.1 (246-388-15) | 2007 |
| 7.  | 12.9 (189-360-17) | 2002 |
| 8.  | 12.9 (196-357-22) | 2009 |
| 9.  | 12.7 (197-344-17) | 2004 |
| 10. | 12.6 (214-350-14) | 2005 |

#### Passing Yards/Game

|     |                  |      |
|-----|------------------|------|
| 1.  | 270.0 (15 Games) | 1998 |
| 2.  | 248.5 (13 Games) | 1999 |
| 3.  | 248.3 (13 Games) | 2007 |
| 4.  | 246.1 (11 Games) | 2005 |
| 5.  | 244.7 (11 Games) | 2010 |
| 6.  | 242.6 (12 Games) | 2008 |
| 7.  | 232.7 (11 Games) | 2011 |
| 8.  | 232.4 (11 Games) | 2000 |
| 9.  | 231.6 (13 Games) | 2003 |
| 10. | 229.2 (11 Games) | 2009 |

### RECEIVING

#### Pass Reception Yards

|     |                 |      |
|-----|-----------------|------|
| 1.  | 4050 (306-4050) | 1998 |
| 2.  | 3230 (271-3230) | 1999 |
| 3.  | 3228 (246-3228) | 2007 |
| 4.  | 3082 (222-3082) | 2006 |
| 5.  | 3011 (228-3011) | 2003 |
| 6.  | 2911 (218-2911) | 2008 |
| 7.  | 2707 (214-2707) | 2005 |
| 8.  | 2692 (219-2692) | 2010 |
| 9.  | 2560 (221-2560) | 2011 |
| 10. | 2556 (188-2556) | 2000 |

#### Pass Receptions

|     |                |      |
|-----|----------------|------|
| 1.  | 306 (306-4050) | 1998 |
| 2.  | 271 (271-3230) | 1999 |
| 3.  | 246 (246-3228) | 2007 |
| 4.  | 238 (238-2244) | 2012 |
| 5.  | 228 (228-3011) | 2003 |
| 6.  | 222 (222-3082) | 2006 |
| 7.  | 221 (221-2560) | 2011 |
| 8.  | 219 (219-2692) | 2010 |
| 9.  | 218 (218-2911) | 2008 |
| 10. | 214 (214-2707) | 2005 |

#### Pass Reception TDs

|     |    |      |
|-----|----|------|
| 1.  | 37 | 1998 |
| 2.  | 30 | 2007 |
| 3.  | 28 | 2003 |
| 4.  | 26 | 2006 |
| 5.  | 24 | 2008 |
| 6.  | 23 | 2004 |
| 7.  | 20 | 2010 |
| 8.  | 19 | 2002 |
|     | 19 | 2000 |
| 10. | 18 | 1999 |

#### Average Yards/Catch

|     |                  |      |
|-----|------------------|------|
| 1.  | 13.88 (222-3082) | 2006 |
| 2.  | 13.60 (188-2556) | 2000 |
| 3.  | 13.35 (218-2911) | 2008 |
| 4.  | 13.24 (306-4050) | 1998 |
| 5.  | 13.21 (228-3011) | 2003 |
| 6.  | 13.12 (246-3228) | 2007 |
| 7.  | 12.95 (189-2447) | 2002 |
| 8.  | 12.86 (196-2521) | 2009 |
| 9.  | 12.71 (197-2503) | 2004 |
| 10. | 12.65 (214-2707) | 2005 |

#### Receptions/Game

|     |                  |      |
|-----|------------------|------|
| 1.  | 20.85 (13 Games) | 1999 |
| 2.  | 20.40 (15 Games) | 1998 |
| 3.  | 20.09 (11 Games) | 2011 |
| 4.  | 19.83 (12 Games) | 2012 |
| 5.  | 19.45 (11 Games) | 2005 |
| 6.  | 18.92 (13 Games) | 2007 |
| 7.  | 18.17 (12 Games) | 2008 |
| 8.  | 17.91 (11 Games) | 2004 |
|     | 17.91 (11 Games) | 2001 |
| 10. | 17.82 (11 Games) | 2009 |

### TOTAL OFFENSE

#### Total Offense Yards

|     |                  |      |
|-----|------------------|------|
| 1.  | 7074 (1195-7074) | 1998 |
| 2.  | 5757 (898-5757)  | 2006 |
| 3.  | 5673 (1013-5673) | 1999 |
| 4.  | 5220 (868-5220)  | 2007 |
| 5.  | 4945 (948-4945)  | 2003 |
| 6.  | 4625 (749-4625)  | 2008 |
| 7.  | 4544 (811-4544)  | 2010 |
| 8.  | 4440 (837-4440)  | 2002 |
| 9.  | 4430 (803-4430)  | 2000 |
| 10. | 4172 (775-4172)  | 2005 |

#### TDs Responsible For

|     |     |      |
|-----|-----|------|
| 1.  | 110 | 1998 |
| 2.  | 82  | 2007 |
| 3.  | 78  | 2006 |
| 4.  | 77  | 2003 |
| 5.  | 73  | 1999 |
| 6.  | 71  | 2008 |
| 7.  | 63  | 2002 |
| 8.  | 61  | 2004 |
| 9.  | 60  | 2000 |
| 10. | 46  | 2005 |

#### Total Offense/Game

|     |                  |      |
|-----|------------------|------|
| 1.  | 471.6 (15 Games) | 1998 |
| 2.  | 436.4 (13 Games) | 1999 |
| 3.  | 413.1 (11 Games) | 2010 |
| 4.  | 402.7 (11 Games) | 2000 |
| 5.  | 401.5 (13 Games) | 2007 |
| 6.  | 385.4 (12 Games) | 2008 |
| 7.  | 383.8 (15 Games) | 2006 |
| 8.  | 380.4 (13 Games) | 2003 |
| 9.  | 379.3 (11 Games) | 2005 |
| 10. | 377.6 (11 Games) | 2009 |

#### Total Offense/Play

|     |                  |      |
|-----|------------------|------|
| 1.  | 6.41 (898-5757)  | 2006 |
| 2.  | 6.17 (749-4625)  | 2008 |
| 3.  | 6.01 (868-5220)  | 2007 |
| 4.  | 5.92 (1195-7074) | 1998 |
| 5.  | 5.60 (1013-5673) | 1999 |
|     | 5.60 (811-4544)  | 2010 |
| 7.  | 5.53 (729-4030)  | 2004 |
| 8.  | 5.52 (803-4430)  | 2000 |
| 9.  | 5.40 (769-4154)  | 2009 |
| 10. | 5.38 (775-4172)  | 2005 |

#### All Purpose Yards

|     |      |      |
|-----|------|------|
| 1.  | 8810 | 1998 |
| 2.  | 7269 | 1999 |
| 3.  | 6973 | 2006 |
| 4.  | 6470 | 2007 |
| 5.  | 6089 | 2003 |
| 6.  | 5673 | 2008 |
| 7.  | 5665 | 2002 |
| 8.  | 5491 | 2011 |
| 9.  | 5433 | 2000 |
| 10. | 5361 | 2004 |

#### All purpose Yards/Game

|     |                  |      |
|-----|------------------|------|
| 1.  | 587.3 (15 Games) | 1998 |
| 2.  | 559.2 (13 Games) | 1999 |
| 3.  | 499.2 (11 Games) | 2011 |
| 4.  | 497.7 (13 Games) | 2007 |
| 5.  | 493.9 (11 Games) | 2000 |
| 6.  | 487.4 (11 Games) | 2004 |
| 7.  | 472.8 (12 Games) | 2008 |
| 8.  | 472.3 (11 Games) | 2005 |
| 9.  | 472.1 (12 Games) | 2002 |
| 10. | 468.4 (13 Games) | 2003 |

### SCORING

#### Total Points Scored

|     |                            |      |
|-----|----------------------------|------|
| 1.  | 524 (73 TD, 59 PAT, 9 FG)  | 1998 |
| 2.  | 415 (55 TD, 51 PAT, 10 FG) | 1999 |
| 3.  | 413 (52 TD, 51 PAT, 16 FG) | 2006 |
| 4.  | 403 (52 TD, 49 PAT, 11 FG) | 2007 |
| 5.  | 368 (49 TD, 44 PAT, 9 FG)  | 2003 |
| 6.  | 345 (47 TD, 45 PAT, 6 FG)  | 2008 |
| 7.  | 327 (44 TD, 39 PAT, 8 FG)  | 2002 |
| 8.  | 312 (41 TD, 31 PAT, 11 FG) | 2000 |
| 9.  | 295 (33 TD, 33 PAT, 20 FG) | 2009 |
| 10. | 292 (39TD, 29 PAT, 9FG)    | 2010 |

#### Touchdowns Scored

|    |                             |        |
|----|-----------------------------|--------|
| 1. | 73 (32 rush, 37 rcv, 4 ret) | 1998   |
| 2. | 55 (35 rush, 18 rcv, 2 ret) | 1999   |
| 3. | 52 (19 rush, 30 rcv, 3 ret) | 2007</ |

#### Field Goals Attempted

|               |      |
|---------------|------|
| 1. 26 (20-26) | 2009 |
| 2. 23 (16-23) | 2006 |
| 3. 18 (9-18)  | 1998 |
| 4. 16 (9-16)  | 2010 |
| 5. 15 (9-15)  | 2003 |
| 15 (11-15)    | 2007 |
| 7. 14 (8-14)  | 2011 |
| 14 (10-14)    | 1999 |
| 9. 13 (11-13) | 2000 |
| 13 (10-13)    | 2012 |
| 13 (6-13)     | 2005 |

#### Field Goal Pct

|                 |      |
|-----------------|------|
| 1. 84.6 (11-13) | 2000 |
| 2. 80.0 (8-10)  | 2002 |
| 3. 76.9 (20-26) | 2009 |
| 76.9 (10-13)    | 2012 |
| 5. 75.0 (6-8)   | 2008 |
| 6. 73.3 (11-15) | 2007 |
| 7. 71.4 (10-14) | 1999 |
| 8. 69.6 (16-23) | 2006 |
| 9. 63.6 (7-11)  | 2001 |
| 10. 60.0 (9-15) | 2003 |

#### PUNTING

##### Punt Yards

|                    |      |
|--------------------|------|
| 1. 3181 (75-3181)  | 2012 |
| 1. 2985 (71-2985)  | 1998 |
| 2. 2924 (74-2924)  | 1997 |
| 3. 2812 (68-2812)  | 2001 |
| 4. 2750 (70-2750)  | 2002 |
| 5. 2663 (68-2663)  | 2003 |
| 6. 2514 (63-2514)  | 1999 |
| 7. 2436 (60-2436)  | 2004 |
| 8. 2168 (53-2168)  | 2006 |
| 9. 2136 (60-2136)  | 2007 |
| 10. 2108 (49-2108) | 2005 |

##### Punt Attempts

|                  |      |
|------------------|------|
| 1. 75 (75-3181)  | 2012 |
| 2. 74 (74-2924)  | 1997 |
| 3. 71 (71-2985)  | 1998 |
| 4. 70 (70-2750)  | 2002 |
| 5. 68 (68-2812)  | 2001 |
| 68 (68-2663)     | 2003 |
| 7. 63 (63-2514)  | 1999 |
| 8. 60 (60-2136)  | 2007 |
| 60 (60-2436)     | 2004 |
| 10. 53 (53-2168) | 2006 |

##### Punts Had Blocked

|                |      |
|----------------|------|
| 1. 4 (60-2136) | 2007 |
| 4 (44-1515)    | 2010 |
| 3. 2 (75-3181) | 2012 |
| 2 (52-1863)    | 2011 |
| 2 (70-2750)    | 2002 |
| 2 (71-2985)    | 1998 |
| 6. 1 (41-1570) | 2009 |
| 1 (63-2514)    | 1999 |
| 1 (60-2436)    | 2004 |
| 1 (47-2080)    | 2008 |
| 1 (74-2924)    | 1997 |

##### Average Yards/Punt

|                     |      |
|---------------------|------|
| 1. 44.26 (47-2080)  | 2008 |
| 2. 43.02 (49-2108)  | 2005 |
| 3. 42.41 (75-3181)  | 2012 |
| 4. 42.04 (71-2985)  | 1998 |
| 5. 41.35 (68-2812)  | 2001 |
| 6. 40.91 (53-2168)  | 2006 |
| 7. 40.60 (60-2436)  | 2004 |
| 8. 39.95 (44-1758)  | 2000 |
| 9. 39.90 (63-2514)  | 1999 |
| 10. 39.51 (74-2924) | 1997 |

#### PUNT RETURNS (SEASON)

##### Punt return Yards

|                  |      |
|------------------|------|
| 1. 383 (47-383)  | 1999 |
| 2. 335 (32-335)  | 2000 |
| 3. 284 (33-284)  | 2006 |
| 4. 273 (34-273)  | 2003 |
| 5. 254 (29-254)  | 2007 |
| 6. 236 (16-236)  | 2010 |
| 7. 216 (31-216)  | 2002 |
| 8. 211 (31-211)  | 2004 |
| 9. 174 (28-174)  | 2001 |
| 10. 154 (20-154) | 2012 |

##### Punt Returns

|                 |      |
|-----------------|------|
| 1. 47 (47-383)  | 1999 |
| 2. 35 (35-140)  | 1998 |
| 3. 34 (34-273)  | 2003 |
| 4. 33 (33-284)  | 2006 |
| 5. 32 (32-335)  | 2000 |
| 6. 31 (31-216)  | 2002 |
| 31 (31-211)     | 2004 |
| 8. 29 (29-254)  | 2007 |
| 9. 28 (28-174)  | 2001 |
| 10. 27 (27-128) | 2005 |

##### Punt Return TDs

|      |      |
|------|------|
| 1. 2 | 1998 |
| 2. 1 | 2005 |
| 1    | 2003 |
| 1    | 2004 |
| 1    | 2009 |
| 1    | 2007 |

##### Average Yards/Punt Return

|                   |      |
|-------------------|------|
| 1. 14.8 (16-236)  | 2010 |
| 2. 10.47 (32-335) | 2000 |
| 3. 8.76 (29-254)  | 2007 |
| 4. 8.61 (33-284)  | 2006 |
| 5. 8.15 (47-383)  | 1999 |
| 6. 8.03 (34-273)  | 2003 |
| 7. 7.75 (16-124)  | 2011 |
| 8. 7.60 (20-154)  | 2012 |
| 9. 6.97 (31-216)  | 2002 |
| 10. 6.81 (31-211) | 2004 |

#### KICK RETURNS

##### Kick Return Yards

|                   |      |
|-------------------|------|
| 1. 1376 (71-1376) | 1998 |
| 2. 1133 (56-1133) | 2012 |
| 3. 1061 (54-1061) | 2011 |
| 4. 926 (48-926)   | 1997 |
| 5. 903 (45-903)   | 2004 |
| 6. 885 (45-885)   | 1999 |
| 7. 834 (45-834)   | 2010 |
| 8. 826 (51-826)   | 2008 |
| 9. 816 (49-816)   | 2001 |
| 816 (40-816)      | 2007 |

##### Kick Returns

|                 |      |
|-----------------|------|
| 1. 71 (71-1376) | 1998 |
| 2. 56 (56-1133) | 2012 |
| 3. 54 (54-1061) | 2011 |
| 4. 51 (51-826)  | 2008 |
| 5. 49 (49-816)  | 2001 |
| 6. 48 (48-926)  | 1997 |
| 7. 45 (45-885)  | 1999 |
| 45 (45-799)     | 2003 |
| 45 (45-903)     | 2004 |
| 45 (45-834)     | 2010 |

##### Kick Return TDs

|      |      |
|------|------|
| 1. 2 | 2011 |
| 2. 1 | 2007 |
| 1    | 2010 |

#### Average Yards/Kick Return

|                    |      |
|--------------------|------|
| 1. 21.39 (36-770)  | 2006 |
| 2. 20.40 (40-816)  | 2007 |
| 3. 20.23 (56-1133) | 2012 |
| 3. 20.07 (45-903)  | 2004 |
| 4. 19.67 (45-885)  | 1999 |
| 5. 19.65 (54-1061) | 2011 |
| 6. 19.38 (71-1376) | 1998 |
| 7. 19.29 (48-926)  | 1997 |
| 8. 18.5 (45-834)   | 2010 |
| 9. 18.45 (44-812)  | 2009 |
| 10. 17.76 (45-799) | 2003 |

#### INTERCEPTION RETURNS

##### Interception Return Yards

|                  |      |
|------------------|------|
| 1. 377 (18-377)  | 2005 |
| 2. 345 (13-345)  | 2011 |
| 3. 328 (27-328)  | 1999 |
| 4. 319 (20-319)  | 2002 |
| 5. 223 (13-223)  | 2012 |
| 6. 220 (17-220)  | 1998 |
| 7. 217 (17-217)  | 2004 |
| 8. 180 (13-180)  | 2007 |
| 9. 164 (6-164)   | 1997 |
| 10. 162 (11-162) | 2006 |

##### Interceptions

|                |      |
|----------------|------|
| 1. 27 (27-328) | 1999 |
| 2. 22 (22-72)  | 2003 |
| 3. 20 (20-319) | 2002 |
| 4. 18 (18-377) | 2005 |
| 5. 17 (17-220) | 1998 |
| 17 (17-217)    | 2004 |
| 7. 13 (13-345) | 2011 |
| 13 (13-223)    | 2012 |
| 13 (13-180)    | 2007 |
| 13 (13-50)     | 2009 |

##### Interception Return TDs

|      |      |
|------|------|
| 1. 3 | 2011 |
| 3    | 2005 |
| 3    | 2002 |
| 3. 2 | 1999 |
| 2    | 2008 |
| 2    | 2001 |
| 2    | 2010 |
| 7. 1 | 2004 |
| 1    | 2007 |
| 1    | 1998 |
| 1    | 2012 |

#### DEFENSE

##### Total Tackles

|                   |      |
|-------------------|------|
| 1. 1281 (860-421) | 1998 |
| 2. 1250 (913-337) | 2003 |
| 3. 1210 (843-367) | 2002 |
| 4. 1116 (466-650) | 2006 |
| 5. 1034 (478-556) | 2007 |
| 6. 1019 (528-491) | 1997 |
| 7. 975 (662-313)  | 1999 |
| 8. 944 (697-247)  | 2001 |
| 9. 934 (455-479)  | 2012 |
| 10. 931 (393-538) | 2008 |

##### Unassisted tackles

|                   |      |
|-------------------|------|
| 1. 913 (913-337)  | 2003 |
| 2. 860 (860-421)  | 1998 |
| 3. 843 (843-367)  | 2002 |
| 4. 697 (697-247)  | 2001 |
| 5. 662 (662-313)  | 1999 |
| 6. 607 (607-202)  | 2004 |
| 7. 528 (528-491)  | 1997 |
| 8. 514 (514-342)  | 2011 |
| 9. 487 (487-348)  | 2000 |
| 10. 478 (478-556) | 2007 |

##### Assisted tackles

|                   |      |
|-------------------|------|
| 1. 650 (466-650)  | 2006 |
| 2. 556 (478-556)  | 2007 |
| 3. 538 (393-538)  | 2008 |
| 4. 491 (528-491)  | 1997 |
| 5. 479 (455-479)  | 2012 |
| 6. 444 (362-444)  | 2009 |
| 7. 442 (368-442)  | 2005 |
| 8. 421 (860-421)  | 1998 |
| 9. 389 (382-389)  | 2010 |
| 10. 367 (843-367) | 2002 |

##### Tackles For Loss

|                      |      |
|----------------------|------|
| 1. 146.0 (146-0/512) | 2002 |
| 2. 133.0 (132-2/459) | 2003 |
| 3. 123.0 (123-0/584) | 1999 |
| 4. 111.0 (111-0/439) | 2000 |
| 111.0 (111-0/380)    | 2001 |
| 6. 92.0 (67-50/412)  | 2007 |
| 7. 82.0 (82-0/311)   | 1998 |
| 82.0 (60-44/373)     | 2006 |
| 9. 69.0 (50-38/279)  | 2005 |
| 10. 67.0 (44-46/233) | 2009 |

##### Yards From Tackles For Loss

|                     |      |
|---------------------|------|
| 1. 584 (123-0/584)  | 1999 |
| 2. 512 (146-0/512)  | 2002 |
| 3. 459 (132-2/459)  | 2003 |
| 4. 439 (111-0/439)  | 2000 |
| 5. 412 (67-50/412)  | 2007 |
| 6. 380 (111-0/380)  | 2001 |
| 7. 373 (60-44/373)  | 2006 |
| 8. 311 (82-0/311)   | 1998 |
| 9. 279 (50-38/279)  | 2005 |
| 10. 267 (62-10/267) | 2004 |

##### Quarterback Sacks

|                      |      |
|----------------------|------|
| 1. 45.0 (45-0/283)   | 2002 |
| 2. 44.0 (33-22/297)  | 2007 |
| 3. 38.5 (32-13/239)  | 2006 |
| 38.5 (37-3/279)      | 2003 |
| 5. 38.0 (32-12/256)  | 1998 |
| 38.0 (31-14/267)     | 2000 |
| 7. 37.0 (27-20/382)  | 1999 |
| 8. 31.0 (29-4/220)   | 2001 |
| 9. 28.0 (25-6/171)   | 2004 |
| 10. 27.0 (22-10/165) | 2005 |

#### Yards From Sacks

|                     |      |
|---------------------|------|
| 1. 382 (27-20/382)  | 1999 |
| 2. 297 (33-22/297)  | 2007 |
| 3. 283 (45-0/283)   | 2002 |
| 4. 279 (37-3/279)   | 2003 |
| 5. 267 (31-14/267)  | 2000 |
| 6. 256 (32-12/256)  | 1998 |
| 7. 239 (32-13/239)  | 2006 |
| 8. 220 (29-4/220)   | 2001 |
| 9. 171 (25-6/171)   | 2004 |
| 10. 165 (22-10/165) | 2005 |

#### Fumbles Forced

|       |      |
|-------|------|
| 1. 26 | 2002 |
| 2. 24 | 2003 |
| 3. 20 | 1998 |
| 20    | 2006 |
| 5. 18 | 2000 |
| 6. 14 | 2007 |
| 7. 13 | 2001 |
| 8. 12 | 2012 |
| 9. 10 | 1999 |
| 10. 9 | 2009 |

#### Fumbles Recovered

|       |      |
|-------|------|
| 1. 22 | 1998 |
| 2. 18 | 2003 |
| 3. 17 | 2002 |
| 4. 13 | 2006 |
| 13    | 2001 |
| 13    | 2007 |
| 7. 11 | 1999 |
| 8. 10 | 2005 |
| 10    | 1997 |
| 10    | 2008 |
| 10    | 2000 |

#### Pass Breakups

|        |      |
|--------|------|
| 1. 92  | 1998 |
| 2. 68  | 2002 |
| 3. 57  | 2007 |
| 4. 50  | 1999 |
| 5. 46  | 2003 |
| 6. 44  | 2006 |
| 7. 43  | 2011 |
| 8. 41  | 2009 |
| 9. 38  | 2012 |
| 10. 37 | 2004 |

## Year By Year

| Year         | GP        | W-L-T           | Pct.        | Year                 | GP         | W-L-T             | Pct.        | Conf.          | Finish | Postseason                          |
|--------------|-----------|-----------------|-------------|----------------------|------------|-------------------|-------------|----------------|--------|-------------------------------------|
| 1879         | 1         | 1-0-0           | 1.000       | 1947                 | 8          | 3-4-1             | .438        | YC 0-1-1       | 5th    |                                     |
| 1880         | 2         | 0-1-1           | .250        | 1948                 | 8          | 3-4-1             | .438        | YC 1-1-0       | 3rd    |                                     |
| 1881         | 4         | 2-1-1           | .625        | 1949                 | 8          | 3-5-0             | .375        | YC 1-1-0       | 4th    |                                     |
| 1882         | 2         | 0-2-0           | .000        | <b>1940s</b>         | <b>60</b>  | <b>23-33-4</b>    | <b>.417</b> | <b>2-3-1</b>   |        |                                     |
| 1883         | 2         | 1-1-0           | .500        | 1950                 | 8          | 3-5-0             | .375        | YC 1-1-0       | 3rd    |                                     |
| 1884         | 3         | 1-2-0           | .333        | 1951                 | 8          | 3-4-1             | .438        | YC 2-0-0       | 2nd    |                                     |
| 1885         | 6         | 3-2-1           | .583        | 1952                 | 8          | 4-3-1             | .563        | YC 1-2-0       | 4th    |                                     |
| 1886         | 3         | 2-1-0           | .667        | 1953                 | 8          | 1-7-0             | .125        | YC 0-3-0       | 5th    |                                     |
| 1887         | 5         | 2-3-0           | .400        | 1954                 | 8          | 4-4-0             | .500        | YC 1-3-0       | 4th    |                                     |
| 1888         | 6         | 2-4-0           | .333        | 1955                 | 8          | 4-4-0             | .500        | YC 1-3-0       | 5th    |                                     |
| 1889         | 2         | 2-0-0           | 1.000       | 1956                 | 8          | 2-5-1             | .313        | YC 1-3-0       | 5th    |                                     |
| <b>1880s</b> | <b>35</b> | <b>15-17-3</b>  | <b>.471</b> | 1957                 | 7          | 1-5-1             | .214        | YC 1-2-1       | 4th    |                                     |
| 1890         | 5         | 1-4-0           | .200        | 1958                 | 8          | 2-6-0             | .250        | YC 1-3-0       | 4th    |                                     |
| 1891         | 7         | 2-5-0           | .286        | 1959                 | 9          | 3-5-1             | .389        | YC 2-2-0       | 2nd    |                                     |
| 1892         | 12        | 4-6-2           | .417        | <b>1950s</b>         | <b>80</b>  | <b>27-48-5</b>    | <b>.369</b> | <b>11-22-1</b> |        |                                     |
| 1893         | 10        | 1-9-0           | .100        | 1960                 | 9          | 7-2-0             | .778        | YC 3-1-0       | 1st    | Yankee Conference Champs            |
| 1894         | 6         | 3-3-0           | .500        | 1961                 | 9          | 5-4-0             | .556        | YC 3-1-0       | 2nd    |                                     |
| 1895         | 6         | 1-5-0           | .167        | 1962                 | 9          | 6-3-0             | .667        | YC 4-1-0       | 2nd    |                                     |
| 1896         | 4         | 0-4-0           | .000        | 1963                 | 9          | 8-0-1             | .944        | YC 5-0-0       | 1st    | Yankee Conference Champs            |
| 1897         | 8         | 2-5-1           | .313        | 1964                 | 10         | 8-2-0             | .800        | YC 5-0-0       | 1st    | YC Champs/Tangerine Bowl            |
| 1898         | 6         | 1-4-1           | .250        | 1965                 | 9          | 7-2-0             | .778        | YC 4-1-0       | 2nd    |                                     |
| 1899         | 10        | 7-3-0           | .700        | 1966                 | 9          | 6-3-0             | .667        | YC 5-0-0       | 1st    | Yankee Conference Champs            |
| <b>1890s</b> | <b>74</b> | <b>22-48-4</b>  | <b>.324</b> | 1967                 | 9          | 7-2-0             | .778        | YC 5-0-0       | 1st    | Yankee Conference Champs            |
| 1900         | 10        | 5-5-0           | .500        | 1968                 | 10         | 2-8-0             | .200        | YC 2-3-0       | 3rd    |                                     |
| 1901         | 10        | 9-1-0           | .900        | 1969                 | 9          | 6-3-0             | .667        | YC 5-0-0       | 1st    | Yankee Conference Champs            |
| 1902         | 7         | 2-3-2           | .429        | <b>1960s</b>         | <b>92</b>  | <b>62-29-1</b>    | <b>.679</b> | <b>41-7-0</b>  |        | <b>6 Yankee Conf. Titles</b>        |
| 1903         | 9         | 5-4-0           | .556        | 1970                 | 10         | 4-5-1             | .450        | YC 3-1-1       | 2nd    |                                     |
| 1904         | 8         | 5-2-1           | .688        | 1971                 | 9          | 4-4-1             | .500        | YC 3-1-1       | 1st    | Yankee Conference Champs            |
| 1905         | 10        | 3-7-0           | .300        | 1972                 | 11         | 9-2-0             | .818        | YC 5-0-0       | 1st    | YC Champs/Boardwalk Bowl            |
| 1906         | 9         | 1-7-1           | .167        | 1973                 | 11         | 6-5-0             | .545        | YC 4-2-0       | 3rd    |                                     |
| 1907         | 9         | 5-3-1           | .611        | 1974                 | 11         | 5-6-0             | .455        | YC 4-2-0       | 1st    | Yankee Conference Champs            |
| 1908         | 9         | 3-3-3           | .500        | 1975                 | 10         | 8-2-0             | .800        | YC 4-1-0       | 2nd    |                                     |
| 1909         | 9         | 1-6-2           | .222        | 1976                 | 10         | 5-5-0             | .500        | YC 3-2-0       | 2nd    |                                     |
| <b>1900s</b> | <b>90</b> | <b>39-41-10</b> | <b>.489</b> | 1977                 | 11         | 8-3-0             | .727        | YC 5-0-0       | 1st    | Yankee Conference Champs            |
| 1910         | 9         | 1-6-2           | .222        | 1978                 | 13         | 9-4-0             | .692        | YC 5-0-0       | 1st    | YC Champs/NCAA Title Game           |
| 1911         | 9         | 2-7-0           | .222        | 1979                 | 10         | 6-4-0             | .600        | YC 4-1-0       | 1st    | Yankee Conference Champs            |
| 1912         | 9         | 2-5-2           | .333        | <b>1970s</b>         | <b>106</b> | <b>64-40-2</b>    | <b>.613</b> | <b>40-10-2</b> |        | <b>6 Yankee Conf. Titles</b>        |
| 1913         | 7         | 4-3-0           | .571        | 1980                 | 10         | 7-3-0             | .700        | YC 4-1-0       | 2nd    |                                     |
| 1914         | 7         | 2-5-0           | .286        | 1981                 | 9          | 6-3-0             | .667        | YC 4-1-0       | 1st    | Yankee Conference Champs            |
| 1915         | 8         | 4-2-2           | .625        | 1982                 | 11         | 5-6-0             | .455        | YC 3-2-0       | 1st    | Yankee Conference Champs            |
| 1916         | 8         | 2-4-2           | .375        | 1983                 | 11         | 3-8-0             | .273        | YC 2-3-0       | 4th    |                                     |
| 1917         |           | No Team         |             | 1984                 | 11         | 3-8-0             | .273        | YC 1-4-0       | 5th    |                                     |
| 1918         |           | No Team         |             | 1985                 | 11         | 7-4-0             | .636        | YC 4-1-0       | 2nd    |                                     |
| 1919         | 8         | 5-2-1           | .688        | 1986                 | 11         | 8-3-0             | .727        | YC 5-2-0       | 1st    | Yankee Conference Champs            |
| <b>1910s</b> | <b>65</b> | <b>22-34-9</b>  | <b>.408</b> | 1987                 | 11         | 3-8-0             | .273        | YC 2-5-0       | 5th    |                                     |
| 1920         | 8         | 5-2-1           | .688        | 1988                 | 12         | 8-4-0             | .667        | YC 6-2-0       | 1st    | YC Champs/NCAA First Round          |
| 1921         | 8         | 3-4-1           | .438        | 1989                 | 11         | 5-5-1             | .500        | YC 3-5-0       | 7th    |                                     |
| 1922         | 8         | 5-3-0           | .625        | <b>1980s</b>         | <b>108</b> | <b>55-52-1</b>    | <b>.514</b> | <b>32-26-0</b> |        | <b>4 YC Titles/1 NCAA Berth</b>     |
| 1923         | 7         | 2-5-0           | .286        | 1990                 | 11         | 8-2-1             | .773        | YC 7-1-0       | 1st    | YC Champs/NCAA First Round          |
| 1924         | 8         | 6-1-1           | .813        | 1991                 | 11         | 4-7-0             | .364        | YC 3-5-0       | 4th    |                                     |
| 1925         | 8         | 6-2-0           | .750        | 1992                 | 10         | 7-3-0             | .700        | YC 5-3-0       | 3rd    |                                     |
| 1926         | 7         | 1-6-0           | .143        | 1993                 | 11         | 9-2-0             | .818        | YC 6-2-0       | 2nd NE |                                     |
| 1927         | 8         | 0-7-1           | .063        | 1994                 | 11         | 5-6-0             | .455        | YC 4-4-0       | 3rd NE |                                     |
| 1928         | 8         | 2-5-1           | .313        | 1995                 | 11         | 6-5-0             | .545        | YC 3-5-0       | 4th NE |                                     |
| 1929         | 8         | 3-4-1           | .438        | 1996                 | 11         | 6-5-0             | .545        | YC 4-4-0       | 3rd NE |                                     |
| <b>1920s</b> | <b>78</b> | <b>33-39-6</b>  | <b>.462</b> | 1997                 | 11         | 2-9-0             | .182        | A-10 1-7-0     | 5th NE |                                     |
| 1930         | 9         | 1-8-0           | .111        | 1998                 | 15         | 12-3-0            | .800        | A-10 6-2-0     | 1st NE | A-10 Champs/NCAA Champs             |
| 1931         | 9         | 7-1-1           | .833        | 1999                 | 13         | 9-4-0             | .692        | A-10 7-1-0     | 1st    | A-10 Champs/NCAA Quarterfinals      |
| 1932         | 9         | 7-2-0           | .778        | <b>1990s</b>         | <b>115</b> | <b>68-46-1</b>    | <b>.596</b> | <b>46-34-0</b> |        | <b>3 Conf. Titles/3 NCAA Berths</b> |
| 1933         | 8         | 5-3-0           | .625        | 2000                 | 11         | 7-4-0             | .636        | A-10 5-3-0     | 3rd    |                                     |
| 1934         | 9         | 5-3-1           | .611        | 2001                 | 11         | 3-8-0             | .273        | A-10 3-6-0     | 8th    |                                     |
| 1935         | 9         | 5-4-0           | .556        | 2002                 | 12         | 8-4-0             | .667        | A-10 6-3-0     | 3rd    |                                     |
| 1936         | 8         | 2-6-0           | .250        | 2003                 | 13         | 10-3-0            | .769        | A-10 8-1-0     | 1st    | A-10 Champs/NCAA First Rd.          |
| 1937         | 9         | 1-7-1           | .167        | 2004                 | 11         | 6-5-0             | .545        | A-10 4-4-0     | 2nd N  |                                     |
| 1938         | 9         | 3-6-0           | .333        | 2005                 | 11         | 7-4-0             | .636        | A-10 6-2-0     | 2nd N  |                                     |
| 1939         | 9         | 2-5-2           | .333        | 2006                 | 15         | 13-2-0            | .867        | A-10 8-0-0     | 1st N  | A-10 Champs/NCAA Title Game         |
| <b>1930s</b> | <b>88</b> | <b>38-45-5</b>  | <b>.460</b> | 2007                 | 13         | 10-3-0            | .769        | CAA 7-1-0      | 1st N  | CAA Champs/NCAA Quarterfinals       |
| 1940         | 9         | 1-8-0           | .111        | 2008                 | 12         | 7-5-0             | .583        | CAA 4-4-0      | 3rd N  |                                     |
| 1941         | 8         | 3-4-1           | .438        | 2009                 | 11         | 5-6-0             | .455        | CAA 3-5-0      | 9th N  |                                     |
| 1942         | 7         | 2-5-0           | .286        | <b>2000s</b>         | <b>120</b> | <b>76-44-0</b>    | <b>.633</b> | <b>54-29-0</b> |        | <b>3 Conf Titles/3 NCAA Berths</b>  |
| 1943         |           | No Team         |             | 2010                 | 11         | 6-5-0             | .545        | CAA 4-4-0      |        |                                     |
| 1944         |           | No Team         |             | 2011                 | 11         | 5-6-0             | .450        | CAA* N/A       | N/A    |                                     |
| 1945         | 4         | 2-1-1           | .625        | 2012                 | 12         | 1-11-0            | .083        | MAC 1-7-0      |        |                                     |
| 1946         | 8         | 6-2-0           | .750        | <b>130 yrs. 1145</b> |            | <b>557-537-51</b> | <b>.510</b> |                |        | <b>22 Conference Titles</b>         |
|              |           |                 |             |                      |            |                   |             |                |        | <b>8 NCAA Berths/1 NCAA Title</b>   |

**13-win seasons:** 1 (2006), **12-win seasons:** 1 (1998), **11-win seasons:** 0, **10-win seasons:** 2 (2003, 2007); **Nine-win seasons:** 5 (last in 1999), **Eight-win seasons:** 8 (last in 2002); **Seven-win seasons:** 11 (last in 2008), **Six-win seasons:** 12 (last in 2004), **Winning years:** 61 (last in 2010); **Losing years:** 60 (last in 2012); **.500 years:** 9 (last in 1989)

\* denotes no CAA record due to transition to Football Bowl Subdivision (FBS)



## Coaching History

| Name                    | Years as Coach   | Games       | Won        | Lost       | Tied      | Pct.        | Championships                              |
|-------------------------|------------------|-------------|------------|------------|-----------|-------------|--|
| No Coach                | 1879-1897        | 94          | 30         | 58         | 6         | .351        |  |
| 1. Doctor Weeks         | 1898             | 6           | 1          | 4          | 1         | .250        |  |
| 2. Fred W. Murphy Brown | 1899-1900        | 20          | 12         | 8          | 0         | .600        |  |
| 3. James Halligan       | 1901-1903        | 26          | 16         | 8          | 2         | .653        |  |
| 4. Matthew Bullock      | 1904, 1907-1908  | 26          | 13         | 8          | 5         | .596        |  |
| 5. Walter Craig         | 1905             | 10          | 3          | 7          | 0         | .300        |  |
| 6. George O'Hearn       | 1906             | 9           | 1          | 7          | 1         | .167        |  |
| 7. J.W. Gage            | 1909             | 9           | 1          | 6          | 2         | .222        |  |
| 8. W. Gildersleeve      | 1910             | 9           | 1          | 6          | 2         | .222        |  |
| 9. John Hubbard         | 1911             | 9           | 2          | 7          | 0         | .222        |  |
| 10. Dr. Arthur Brides   | 1912-1915        | 31          | 12         | 15         | 4         | .452        |  |
| 11. George Melican      | 1916             | 8           | 2          | 4          | 2         | .375        |  |
| 12. Harold Gore         | 1919-1927        | 70          | 33         | 32         | 5         | .507        |  |
| 13. Charles McGeoch     | 1928-1930        | 25          | 6          | 17         | 2         | .280        |  |
| 14. Mel Taube           | 1931-1935        | 44          | 29         | 13         | 2         | .682        |  |
| 15. Elbert Carraway     | 1936-1940        | 44          | 9          | 32         | 3         | .239        |  |
| 16. Walter Hargsheimer  | 1941-1942, 1946  | 23          | 11         | 11         | 1         | .500        |  |
| 17. Thomas Eck          | 1945, 1947-1951  | 44          | 17         | 23         | 4         | .432        |  |
| 18. Charlie O'Rourke    | 1952-1959        | 64          | 21         | 39         | 4         | .359        |  |
| 19. Charles Studley     | 1960             | 9           | 7          | 2          | 0         | .778        | One Yankee Conference                      |
| 20. Vic Fusia           | 1961-1970        | 93          | 59         | 32         | 2         | .645        | Five Yankee Conference                     |
| 21. Dick MacPherson     | 1971-1977        | 73          | 45         | 27         | 1         | .623        | Four Yankee Conference                     |
| 22. Bob Pickett         | 1978-1983        | 64          | 36         | 28         | 0         | .563        | Four Yankee Conference                     |
| 23. Bob Stull           | 1984-1985        | 22          | 10         | 12         | 0         | .455        |  |
| 24. Jim Reid            | 1986-1991        | 67          | 36         | 29         | 2         | .552        | Three Yankee Conference                    |
| 25. Mike Hodges         | 1992-1997        | 65          | 35         | 30         | 0         | .538        |  |
| 26. Mark Whipple        | 1998-2003        | 75          | 49         | 26         | 0         | .629        | One NCAA, Three Atlantic 10 Conference     |
| 27. Don Brown           | 2004-2008        | 62          | 43         | 19         | 0         | .693        | One Atlantic 10 Conference, One CAA        |
| 28. Kevin Morris        | 2009-2011        | 33          | 16         | 17         | 0         | .580        |  |
| 29. Charley Molnar      | 2012-pr.         | 12          | 1          | 11         | 0         | .083        |  |
| <b>TOTALS</b>           | <b>130 YEARS</b> | <b>1145</b> | <b>557</b> | <b>537</b> | <b>51</b> | <b>.510</b> | <b>ONE NCAA TITLE, 22 CONFERENCE TITLE</b> |

## Assistant Coaches

| Assistant Coach (Alma Mater)                   | Duties                    | Years              | Assistant Coach (Alma Mater)   | Duties                           | Years            |
|--|---------------------------|--------------------|--|----------------------------------|------------------|
| Ben Albert (Massachusetts '95)                 | DT, ILB, ST               | 1996, 2002-03      | Bob Lord (Colorado State '56)  | OL                               | 1972-73          |
| Joe Appelbaum (Yale '90)                       | WR                        | 2004               | Chris Malone (Virginia Tech '96)   | TE, OL                           | 2001-03          |
| Derrick Arnold (Salisbury State '95)           | Asst. DB, TE              | 2000-02            | Tom Masella (Wagner '80)   | DC, DB                           | 2002-03          |
| Jerry Azzinaro (American Int'l '81)            | LB, DC                    | 1992-94, 1997      | Bill Maxwell (Massachusetts '60)   | WR, Freshman, OC                 | 1971-77          |
| Doug Berry (New Hampshire '73)                 | OL, AC, QB, OC, RB        | 1981-97            | Bob McConnell (Maine '73)  | OC, OB, RC, RB                   | 1981-90          |
| Art Bittel (Lafayette '91)                     | DL                        | 1993               | Bill McGovern (Holy Cross '85)   | DB                               | 1987-90, 1992-93 |
| Jim Bradley (Ithaca '91)                       | OLB, DB                   | 1998-2000          | Neil McGrath (Boston University '81)   | DC, DL                           | 2000-01          |
| Clarence Brooks (Massachusetts '73)            | OL, Sub-varsity, DE       | 1976-80            | Mark Michaels (Connecticut '86)  | LB                               | 1998             |
| Don Brown (Norwich '77)                        | DC, DB                    | 1998-99            | Damian Mincey (New Haven '01)  | Asst. LB / TE                    | 2006-11          |
| Jeff Burris (Notre Dame '93)                   | CB                        | 2012               | Stephen Militello (Northeastern '05)   | Asst. DL                         | 2006-07          |
| Bryan Butterworth (Sacred Heart '05)           | Asst. DB / DB             | 2007-11            | Tyler Moody (Centre College '08)   | Asst. OL                         | 2010             |
| Matt Cassano (New Hampshire '99)               | Asst. OL                  | 2000               | Kevin Morris (Williams '86)  | OC, QB                           | 2004-08          |
| Mike Cassano (New Hampshire '94)               | RB                        | 1998-2003          | Eddy Morrissey (Plymouth State '94)  | RC, RB                           | 2004-05          |
| Matthew Chapman (Nichols '04)                  | Asst. OL                  | 2008-09            | Tom Mullin (Massachusetts '72)   | Sub-varsity                      | 1976             |
| Stanley Clayton (Penn State '88)               | OL                        | 1996-97            | Nick Nicolau (So. Conn. State)   | RB                               | 1970             |
| Bob Colbert (Maryland '71)                     | QB                        | 1996, 97           | Larry Pasquale (Bridgeport)  | DB, RB                           | 1971-75          |
| Ken Conatser (Cincinnati '61)                  | OL                        | 1971, 1977-79      | Paul Pawlak (So. Conn. State '62)  | RB, WR                           | 1978-80          |
| Jay Cottone (Norwich '71)                      | QB                        | 1987               | Dyran Peake (Catawba '02)  | DB                               | 2009-11          |
| Brian Crist (Hampden-Sydney '93)               | WR, TE                    | 1996-2001, 2007-11 | Bob Pickett (Maine '59)  | DC                               | 1971-77          |
| Joe Cullen (Massachusetts '89)                 | DL                        | 1991               | Milton Piepel (Notre Dame '40)   | DB                               | 1970             |
| <b>Ted Daisher (Western Michigan '77)</b>      | <b>S</b>                  | <b>2012-13</b>     | Brian Picucci (Syracuse '94)   | Asst. O, Run-Game Coord., OL, OC | 1998-99, 04-11   |
| Matt Dawson (Massachusetts '01)                | DB, TE, Asst. DL, OLB, DS | 2002-03, 2005      | <b>Roderick Plummer (Washington State '93)</b>   | <b>STC, RB</b>                   | <b>2012-13</b>   |
| Keith Dudzinski (New Haven '90)                | DL, DC, LB                | 1998-01, 2004-10   | Sidney Powell (Morehouse '98)  | Asst. D., DB                     | 1998-99, 04-2005 |
| Mike Dunbar (Washington '72)                   | OC, WR, QB, ILB           | 1984-1986          | Errol Prisby (Cincinnati)  | WR, DB                           | 1972-75          |
| Tim Dwyer (Northeastern '04)                   | Asst. OL                  | 2005               | Rich Rachel (Parsons College '69)  | DB, ST                           | 1996-97          |
| <b>Phil Elmassian (William &amp; Mary '74)</b> | <b>DC, LB</b>             | <b>2012-13</b>     | Jim Reid (Maine '73)   | DB, DL, LB, DC, DE, ILB          | 1976-85          |
| Gary Emanuel (Plymouth State '82)              | OLB                       | 1986-87            | Ted Roof (Georgia Tech '87)  | DL, RC, DC, LB                   | 1994-96          |
| Bobby Erhardt (Westfield State '88)            | TE, WR                    | 1992               | Bradley Sherrod (Duke '93)   | DT                               | 1995             |
| Guido Falbo (C. Conn. State '97)               | TE, RB, RC, OC, OG        | 2004-10            | Brian Smith (Massachusetts '01)  | LB, WR                           | 2004-06          |
| Kevin Faulkner (N. Mexico Highlands '79)       | OLB                       | 1984-85            | <b>Dave Sollazzo (The Citadel '77)</b>   | <b>AHC, DL</b>                   | <b>2012-13</b>   |
| William Fesperman (Duke '56)                   | DL                        | 1970               | Sean Spencer (Clarion '95)   | DL, ST                           | 2001-03, 2007-08 |
| George Flood (Springfield '53)                 | OC                        | 1971-75            | John Strollo (Boston College '76)  | OL                               | 1992-95          |
| Frank Forcucci (New Haven '87)                 | DT, LB, OLB               | 1999-2003          | <b>Allen Suber (Bethune-Cookman '03)</b>   | <b>WR</b>                        | <b>2012-13</b>   |
| Mark Gallagher (Holy Cross '91)                | WR, TE, WR                | 1994-95            | Robert Talley (Boston University '91)  | OLB, ST, DE                      | 1992-95          |
| Jerry Gordon (Massachusetts '82)               | RB, RC, DE                | 1992-97            | Steve Telander (Massachusetts '79)   | DE, DL                           | 1981-85          |
| Paul Gorham (New Hampshire '84)                | RC, OL, WR                | 1999-2003          | Steve Tirrell (Playmouth State '89)  | DL, ST                           | 2004-06, 2009-10 |
| Robert Graham (Penn '50)                       | DL                        | 1970               | Mike Van Diest (Wyoming '75)   | DL                               | 1986             |
| Bob Harris (Purdue)                            | DL, OL                    | 1971-75            | <b>Shane Waldron (Tufts '02)</b>   | <b>TE/Recruiting</b>             | <b>2012-13</b>   |
| Mike Heslin (Bates '83)                        | TE                        | 1985               | Mike Ward (Wartburg '82)   | WR                               | 1985             |
| Mike Hodges (Maine '67)                        | DB, DC                    | 1978-91            | Gerard Wilcher (Morehouse '92)   | OLB, WR                          | 1997-2000        |
| Dave Hoover (Cal. St.-LA '80)                  | RC, OL                    | 1998               | Mike Wood (McDaniel '01)   | TE, RB                           | 2006-10          |
| Ron Hudson (Muskogum College '87)              | RG, OL                    | 2012               | John Zamberlin (Pacific Lutheran '79)  | ILB                              | 1987-90          |
| Brian Jones (Connecticut '81)                  | OLB, WR                   | 1989-90            | <b>KEY:</b> AC- Academic Coordinator; Asst. DB- Assistant Secondary; Asst. D- Defensive Assistant; Asst. DL- Assistant Defensive Line; Asst. O- Offensive Assistant; Asst. OL- Assistant Offensive Line; DB- Secondary; DC- Defensive Coordinator; DE- Defensive End; DL- Defensive Line; DS- Defensive Specialties; DT- Defensive Tackles; ILB- Inside Linebackers; LB- Linebackers; OC- Offensive Coordinator; OL- Offensive Line; OLB- Outside Linebackers; QB- Quarterbacks; RC- Recruiting Coordinator; RB- Running Backs; ST- Special Teams ; TE- Tight Ends; WR- Wide Receivers |                                  |                  |
| Bob Karmelowicz (Bridgeport '72)               | OL                        | 1980               | <b>Current Assistant Coaches In Bold</b>   |                                  |                  |
| George Karras (Villanova '55)                  | OL                        | 1970               |  |                                  |                  |
| Kevin Karwath (Canisius '81)                   | QB                        | 1984               |  |                                  |                  |
| David Kelley (Massachusetts '65)               | Freshman                  | 1970               |  |                                  |                  |
| Mike Kruczek (Boston College '75)              | OC, QB                    | 2012               |  |                                  |                  |
| Terry Lantz (Louisville '91)                   | DB                        | 1994-95            |  |                                  |                  |
| Tyler Lauback (Massachusetts '01)              | OL                        | 2002               |  |                                  |                  |

## Football Chronology

**Fall, 1878:** Francis Codman '80, the "Father of Massachusetts Agricultural College Football," organizes the initial Aggie team, although no games are played.

**Nov. 22, 1879:** Massachusetts Agricultural College plays its first football game, defeating the freshman team from cross-town rival Amherst College, 4-0, on Alumni Field. The game was the only one of the season for the Aggies, giving them their first undefeated season.

**Nov. 13, 1880:** The first road game for the Aggies is a 0-0 tie at Amherst College.

**Nov. 4, 1885:** M.A.C. and Amherst College meet for the fourth time in the 1885 season. The Aggies win the four-game set, 2-1-1.

**Nov. 22, 1889:** The Aggies complete their second undefeated season with a 2-0 record. Both wins come over Williston Academy.

**Sept. 25, 1897:** Doctor Weeks, an 1897 graduate of the University of Pennsylvania where he was a regular quarterback, becomes the first M.A.C. football coach. The volunteer mentor loses his first game, 4-0 at Holy Cross, and posts a 1-4-1 mark in his only season as coach.

**Nov. 6, 1897:** The first-ever meeting between Massachusetts and Connecticut takes place, with M.A.C. winning the game, 36-0.

**Sept. 28, 1901:** James Halligan, former captain of the 1899 squad, leads the Aggies to a 17-0 victory at Holy Cross. Halligan becomes the first full-time seasonal football coach in school history.

**Oct. 14, 1903:** The first-ever meeting between Massachusetts and Rhode Island takes place, with the Aggies prevailing, 46-0. Massachusetts has faced Rhode Island 76 times, more than any other school.

**Oct. 9, 1915:** M.A.C. plays its first game at "New" Alumni Field, defeating Colby, 26-0.

**Oct. 2, 1920:** Massachusetts picks up its 100th win in school history, defeating Connecticut, 28-0.

**March 26, 1931:** Massachusetts Agricultural College becomes Massachusetts State College.

**Sept. 26, 1931:** Mel Taube coaches his first game against Cooper Union, leading the Aggies to a 50-0 victory. Taube goes on to become the school's all-time winningest coach by percentage (.682 / minimum 40 games). The game marks the first collegiate appearance by Lou Bush, who runs for three touchdowns on the afternoon.

**Nov. 14, 1931:** The Aggies defeat Wagner, 77-0, behind a school-record five touchdowns by Lou Bush. The margin of victory is still tied for the largest ever by Massachusetts.

**Nov. 21, 1931:** Lou Bush finishes the season with a then-school record 127 points to lead the nation in scoring. Bush goes on to win the national scoring title again in 1932 with 114 points.

**Sept. 24, 1932:** Lou Bush sets a school record by rushing for five touchdowns against Cooper Union, leading the Aggies to a 50-0 victory.

**Nov. 5, 1937:** Massachusetts loses at Coast Guard, 7-6, in the first-ever night game for the Aggies.

**Nov. 10, 1945:** The last meeting between Massachusetts and Amherst College ends in a 7-7 tie.

**Dec. 3, 1946:** The Yankee Conference is created. Massachusetts is a charter member, along with Rhode Island, Connecticut, Maine, New Hampshire and Vermont.

**May 7, 1947:** Massachusetts State College becomes the University of Massachusetts.

**Oct. 18, 1947:** UMass hosts Rhode Island in its first-ever Yankee Conference game. Rhode Island wins the contest, 20-13.

**Jan. 16, 1948:** UMass changes its team nickname from the Aggies to the Redmen.

**Oct. 30, 1948:** The Redmen win their first Yankee Conference game, 33-0, at home against Vermont.

**Sept. 27, 1952:** UMass wins its 200th game in school history, posting a 39-6 win over Bates in Amherst.

**Nov. 15, 1952:** UMass travels to Tufts and wins 32-0 in the first televised game in school history.

**Oct. 2, 1954:** In the first meeting between the two schools in nearly 40 years, UMass posts a 13-7 upset victory at Harvard.

**Oct. 1, 1960:** Under the direction of first-year head coach Charles Studley, UMass upsets Harvard 27-12 on the road to open the season with a 3-0 record.

**Nov. 12, 1960:** UMass earns a share of its first Yankee Conference championship with a 35-15 win over New Hampshire.

**Sept. 30, 1961:** Vic Fusia coaches his first game at Massachusetts, leading the Redmen to a 21-12 victory over American International College. Fusia goes on to become the school's all-time winningest coach with 59 victories.

**Nov. 22, 1961:** Maine defeats UMass, 10-7, for the Yankee Conference championship in a game postponed from Sept. 23 because 22 members of the UMass team had been struck with an intestinal virus epidemic.

**Nov. 10, 1962:** The Redmen record a 19-18 upset win at Villanova. To this day, it remains UMass' only victory at Villanova.

**Sept. 21, 1963:** UMass surrenders a touchdown to Maine in a 14-7 win over the Black Bears. It would be the only touchdown the Redmen allowed all season.

**Nov. 16, 1963:** The Redmen clinch their first outright Yankee Conference title with a 48-2 victory over New Hampshire. The win also closes out the team's third and most recent undefeated season (8-0-1).

**Nov. 14, 1964:** UMass defeats New Hampshire, 47-0, to clinch its second straight and third overall Yankee Conference title. Vic Fusia is named New England Football Coach of the Year, while quarterback Jerry Wheelchel receives the George Bulger Lowe award from the Gridiron Club of Boston as New England's most outstanding player.

**Dec. 12, 1964:** UMass plays in its first-ever postseason game, the Tangerine Bowl. After leading East Carolina, 13-0, the Redmen tire late in the game and fall 14-13.

**Sept. 25, 1965:** UMass defeats American International College, 41-0, in the first game ever at Alumni Stadium.

**Oct. 16, 1965:** UMass defeats Rhode Island, 30-0, in the official dedication game of Alumni Stadium.

**Oct. 30, 1965:** Greg Landry throws for a then-UMass record 300 yards to lead the Redmen to a 41-6 victory over Vermont. Landry goes on to lead the team in passing in all three of his years (1965-1967), and lead the squad in both rushing and scoring in 1965 and 1967. His quarterback efficiency rating of 145.4 in 1965 is still a school record.

**Nov. 27, 1965:** Milt Morin becomes the first UMass player to be drafted in the first round when the Cleveland Browns select the All-America tight end as their number one pick in the 1966 NFL Draft.

**Nov. 12, 1966:** UMass defeats New Hampshire, 14-7, to claim its fourth Yankee Conference title.

**Nov. 18, 1967:** The Redmen earn their fifth Yankee Conference championship with a 14-13 victory at New Hampshire.

**Jan. 30, 1968:** Greg Landry is chosen as the 11th overall pick by the Detroit Lions in the first round of the 1968 NFL Draft. Landry's selection still remains the highest draft pick by a UMass football player in school history.

**Nov. 15, 1969:** UMass defeats New Hampshire 48-7 to earn its sixth Yankee Conference championship.

**Sept. 18, 1971:** Dick MacPherson coaches his first game at UMass, defeating Maine 13-0. MacPherson goes on to lead UMass to four Yankee Conference championships in his seven-year tenure.

**Nov. 13, 1971:** The Redmen earn a piece of their seventh Yankee Conference title with a 38-20 victory at New Hampshire.

**Spring, 1972:** UMass changes its nickname from the Redmen to the Minutemen.

**Nov. 18, 1972:** The Minutemen defeat New Hampshire 42-7 to claim their eighth Yankee Conference title.

**Nov. 25, 1972:** In front of an Alumni Stadium record 20,000 fans, the Minutemen post a 28-7 win over arch-rival Boston College.

**Dec. 9, 1972:** UMass defeats California-Davis 35-14 at the Boardwalk Bowl in Atlantic City, N.J., to win its first postseason game.

**Sept. 15, 1973:** The Minutemen win the 300th game in school history, defeating Villanova 21-20.

**Nov. 16, 1974:** The Minutemen defeat New Hampshire 27-17 to earn a share of their ninth Yankee Conference title.

**Oct. 23, 1976:** Brian McNally throws for a then-school record 389 yards against Connecticut in a 28-6 loss.

**Nov. 12, 1977:** UMass claims its 10th Yankee Conference title with a 19-6 win at New Hampshire.

**Nov. 19, 1977:** The Minutemen conclude the 1977 regular season with a 34-7 loss at Boston College. The 30,846 fans in attendance marked the biggest crowd to watch a UMass football game until 2002.

**Nov. 26, 1977:** Lehigh defeats UMass, 30-23, in the first round of the NCAA Division II Playoffs at McGuirk Alumni Stadium, despite a spirited second-half surge by the Minutemen. The contest was the first postseason football game played in Amherst and marked Dick MacPherson's last game as head coach of the Minutemen.

**Nov. 18, 1978:** The Minutemen earn their 11th Yankee Conference title with a, 34-7, victory over New Hampshire.

**Dec. 9, 1978:** UMass overpowers previously unbeaten and top-ranked Nevada-Reno, 44-21, in the NCAA Division I-AA semifinals at MacKay Stadium in Reno. The Minutemen's victory marked the first NCAA Division I-AA playoff win in school history.

**Dec. 16, 1978:** UMass falls to Florida A&M, 35-28, in the first-ever Division I-AA championship game. The Minutemen, under first-year coach Bob Pettit, win the Lambert Cup as the best team in the East.

**Nov. 17, 1979:** The Minutemen claim a share of their 12th Yankee Conference title with a 29-0 win at New Hampshire.

**Nov. 14, 1981:** UMass defeats New Hampshire 20-9 to earn a piece of its 13th Yankee Conference championship.

**Nov. 13, 1982:** The Minutemen claim a share of their 14th Yankee Conference title with a 27-0 victory over New Hampshire.

**Nov. 20, 1982:** Garry Pearson rushes for a then-UMass single-game record 288 yards in the final game of his collegiate career, a 29-13 victory over American International College.

**Nov. 3, 1984:** Alumni Stadium is renamed Warren P. McGuirk Alumni Stadium in honor of the late UMass Athletic Director during whose tenure the stadium was built.

**Nov. 22, 1986:** UMass loses to Connecticut 20-17, but claims a share of its 15th Yankee Conference championship.

**Nov. 19, 1988:** The Minutemen win a wild 64-42 shootout at New Hampshire to earn their 16th Yankee Conference title and first outright league championship in 10 years.

**Nov. 4, 1989:** UMass picks up its 400th win in school history, defeating Richmond 17-14.

**Oct. 20, 1990:** The Minutemen win their first game ever against Delaware 17-3, after losing the first 14 meetings to the Blue Hens. The win comes at a great cost though, when promising sophomore quarterback Gary Wilkos suffers a career-ending fractured neck in the game.

**Nov. 10, 1990:** UMass defeats Villanova 3-0 to claim its league-leading 17th Yankee Conference title.

**Sept. 12, 1992:** UMass falls to Delaware 33-13 in the 900th game in school history, and the first for Mike Hodges as head coach. The Minutemen rebound to win seven straight games, and Hodges is named New England Coach of the Year.

**Oct. 1, 1994:** Rene Ingoglia rushes for a then-UMass and Yankee Conference single-game record 313 yards in a 22-12 victory over Rhode Island at McGuirk Alumni Stadium.

**Oct. 7, 1995:** Rene Ingoglia becomes the all-time leading rusher in school history in a 32-29 loss to New Hampshire at McGuirk Alumni Stadium. Ingoglia surpasses Garry Pearson's previous mark of 3,859 career yards.

**Nov. 11, 1995:** Frank Alessio rushes for a UMass and Yankee Conference single-game record 337 yards and three touchdowns in the Minutemen's 28-23 victory at Boston University.

**Nov. 18, 1995:** Rene Ingoglia closes out his collegiate career by becoming the all-time leading rusher in Yankee Conference history in a 20-7 loss at UConn. Ingoglia finishes with 4,624 career rushing yards, and still ranks 18th all-time in Division I-AA history.

**June 3, 1996:** The Yankee Conference announces its 50th anniversary all-time team. UMass led the way with a league-high six players named to the 26-man squad. Quarterback Greg Landry (1965-67), running back Rene Ingoglia (1992-95), offensive lineman Bill Durkin (1990-93), offensive lineman Bruce Kimball (1975-78), defensive lineman Brian Corcoran (1991-94) and defensive lineman Ed McAleney (1972-75) are selected to the prestigious team.

**Oct. 5, 1996:** Jim Pizano runs 96 yards for a touchdown at Rhode Island, marking the longest run in school history. The rush eclipsed a mark that had stood for over 68 years, when Fred Ellert scampered 95 yards at Tufts on Nov. 27, 1928.

**Nov. 16, 1996:** The Miracle at McGuirk. Jeff Smith hits Erik Henry on a 20-yard touchdown strike with 31 seconds remaining to complete a 20-point fourth quarter comeback and lead UMass to a 39-38 victory over Connecticut in the final game in Yankee Conference history. The comeback is the greatest in school history.

**July 1, 1997:** The Atlantic 10 Football Conference officially takes over operation of the Yankee Conference, marking the end of a 50-year football legacy but the beginning of a new era in collegiate football. In the Yankee Conference's history, UMass won more league titles (17) and games (160) than any other conference member.

**Aug. 30, 1997:** UMass falls to Richmond 21-6, in a game that marks the official kickoff of the Atlantic 10 Football Conference. Commissioner Linda Bruno is on hand to perform the ceremonial coin flip prior to the start of the game.

**Oct. 31, 1998:** Quarterback Todd Bankhead throws for 274 yards in a 27-26 victory over New Hampshire to break the UMass single-season passing record in only the eighth game of the season. Bankhead, who would finish the year with 3,919 yards, also broke school single-season records for completions (303), attempts (525), touchdowns (34) and total offense (3,756).

**Nov. 14, 1998:** Marcel Shipp rushes for 270 yards in a 55-34 victory over Maine, to break Garry Pearson's UMass single-season rushing record. Shipp finished the year with 2,542 yards, while also breaking school single-season records for carries (428) and all-purpose yards (3,032).

**Nov. 21, 1998:** Jimmy Moore caught nine passes for 172 yards in a 28-27 loss to Connecticut, breaking the school single-season record for receptions. Moore totaled 92 catches on the year, and also broke UMass single-season records for receiving yards (1,494) and receiving touchdowns (16).



**Nov. 28, 1998:** The Minutemen jump out to a 21-0 lead in the second quarter and hold on for a 21-19 victory at McNeese State in the first round of the NCAA I-AA playoffs. Freshman Kevin Quinlan, playing in place of the injured Marcel Shipp, rushed for 147 yards as UMass knocked off the 1997 NCAA runner-up.

**Dec. 5, 1998:** UMass records the first home postseason victory in school history with a 27-21 win over Lehigh at Warren McGuirk Alumni Stadium. Todd Bankhead throws for 270 yards to lead the offense, while the defense stops the Mountain Hawks on fourth and goal in the final two minutes to preserve the victory in the NCAA quarterfinals.

**Dec. 12, 1998:** The Minutemen advance to the NCAA championship game for the second time in school history with a 41-31 win at Northwestern State (La.). UMass trailed 24-21 entering the fourth quarter, before Todd Bankhead hit Matt Jordan with a 49-yard touchdown pass to ignite a 20-0 run and propel the Minutemen to victory.

**Dec. 19, 1998:** UMass downs top-ranked and previously-unbeaten Georgia Southern 55-43 in the NCAA championship game, played in Chattanooga, Tenn. The defense forced the Eagles into seven turnovers on the day, allowing the Minutemen to take control of the game early. Marcel Shipp led the offense by rushing for a then-championship game record 244 yards on 35 carries, while Kole Ayi had 16 tackles, three fumble recoveries and two forced fumbles. In addition to winning its first-ever NCAA I-AA championship, UMass won the Lambert Cup for the second time in school history.

**Oct. 30, 1999:** Todd Bankhead completed 16 of 27 passes for 322 yards and two touchdowns in a 31-9 victory over Rhode Island, breaking all-time UMass records for both passing yards and attempts in the process. Bankhead would finish his career as UMass' all-time leader in passing yards (7,018), completions (561), attempts (931), touchdown passes (51) and total offense (6,821 yards).

**Nov. 6, 1999:** Adrian Zullo caught 11 passes for 210 yards and a touchdown in a 33-6 victory at Richmond, to break the UMass single-game record for receiving yards. Zullo totaled 179 receiving yards in the first half alone, and shattered Milt Morin's old record of 181 yards, set against Vermont in 1965. Zullo also tied the single-game record for receptions with 11, a mark which he had also achieved earlier in the season against New Hampshire.

**Nov. 13, 1999:** Marcel Shipp rushed for 210 yards and three touchdowns on 35 carries in a 25-16 victory at William & Mary, to break the all-time UMass record for career rushing yards. Shipp broke Rene Ingoglia's old mark of 4,624 yards, and went on to finish his career with 6,250 yards.

**Nov. 20, 1999:** The Minutemen destroyed arch-rival Connecticut 62-20 at McGuirk Stadium in the Huskies last game as a I-AA school, and claimed their 18th Atlantic 10 Conference title in the process. Marcel Shipp rushed for three touchdowns in the victory, to break Rene Ingoglia's single-season record of 19. Shipp went on to finish the season with 24 rushing scores.

**Nov. 27, 1999:** Marcel Shipp scored on a one-yard touchdown run in overtime to propel the Minutemen to a dramatic 30-23 victory at eighth-ranked Furman in the first round of the NCAA I-AA playoffs. In the win, Adrian Zullo caught 10 passes for 121 yards and a score.

**Dec. 4, 1999:** The Minutemen stayed close in to the fourth quarter, but came up just short in a 38-21 loss at second-ranked Georgia Southern in the quarterfinals of the NCAA I-AA playoffs. In the game, Adrian Zullo broke the UMass career records for catches and receiving yards. Zullo enters the 2002 season as the all-time school leader in receptions (135), receiving yards (2,130) and receiving touchdowns (23).

**Aug. 31, 2000:** In the first-ever night game at McGuirk Alumni Stadium, the Minutemen down William & Mary 36-16. The game was the first ever for UMass under the lights in Amherst.

**Oct. 28, 2000:** Kole Ayi makes 13 solo stops in a 24-16 loss at New Hampshire to become the all-time UMass leader in career unassisted tackles. Ayi went on to finish his career with 330 solo tackles, and also ranks third all-time on the school list for total tackles with 478.

**Nov. 18, 2000:** Marcel Shipp rushed 36 times for 156 yards and four touchdowns, to lead the Minutemen to a 29-21 victory at Rhode Island in the final game of his collegiate career. Shipp finished his four years at UMass with 6,250 rushing yards, becoming the all-time leading rusher in the history of the Atlantic 10 Conference. He also set new school career records for carries (1,215), rushing touchdowns (58), all-purpose yards (7,759), points scored (378) and touchdowns scored (63).

**Sept. 28, 2002:** The Minutemen drop a 56-24 decision at North Carolina State, ranked No. 17 in Division I-A. The 51,221 fans in attendance mark the biggest crowd to ever witness a UMass football game.

**Nov. 22, 2003:** UMass defeats Rhode Island 31-17 at McGuirk Stadium to claim a share of its 19th Atlantic 10 Conference title. With the win, the Minutemen also set a school record for regular season victories with 10, while posting seven home wins in a year for the first time ever.

**Nov. 29, 2003:** Playing in a blizzard at Colgate, the Minutemen are defeated 19-7 in the opening round of the NCAA I-AA playoffs. UMass takes a 7-0 lead in the first quarter, but is unable to overcome the elements as it finishes the season with a 10-3 overall record.

**Feb. 9, 2004:** Don Brown was named UMass new head coach as former coach Mark Whipple left to become quarterbacks coach with the Pittsburgh Steelers.

**Sept. 11, 2004:** UMass hosts its second night game in school history at McGuirk Stadium. The Minutemen beat Colgate 30-20 in a rematch of the 2003 NCAA playoff game.

**Oct. 16, 2004:** UMass picks up its 500th win in program history with a 38-21 win at New Hampshire. Steve Baylark won the game's Bill Knight MVP Award as he ran for a career-high 192 yards.

**Sept. 17, 2005:** UMass sets a Division I-AA record and ties the all-time football record with three safeties in a 40-0 win over Albany in the third all-time night game at McGuirk Stadium.

**Oct. 7, 2006:** UMass won back-to-back games by the score of 48-7 beating William & Mary. The Minutemen also beat Stony Brook by the same score on Sept. 24. The last time UMass won consecutive games by the same score -- was also 48-7 and also separated by a bye week, back in 1969. UMass beat Vermont and New Hampshire, 48-7 on Nov. 1 and 15, 1969.

**Oct. 28, 2006:** Steve Baylark became the third player in I-AA/FCS history to gain 1,000 rushing yards in four consecutive seasons with 152 yards in a 7-0 win at Northeastern in a rain storm. Baylark joined Jerry Azumah (New Hampshire, 1995-98) and Adrian Peterson (Georgia Southern, 1996-99).

**Nov. 11, 2006:** UMass clinched the Atlantic 10 Championship and the league's automatic qualifier for the NCAA Tournament with a 10-9 win over Maine. The Minutemen claimed the win as the Black Bears missed an extra point with 1:44 left in regulation.

**Nov. 18, 2006:** On Senior Day, UMass posted a perfect 8-0 record in the Atlantic 10 with a 22-16 win over Hofstra at McGuirk Stadium. The 8-0 record gave UMass the league's first undefeated record since Villanova in 1997.

**Dec. 2, 2006:** In the NCAA Quarterfinals, UMass advanced to the National Semifinals for the first time since winning the title in 1998 with a 24-17 victory over No. 9 New Hampshire. The dramatic win came before a sell-out crowd of 17,000 at McGuirk Stadium. It was the first sell-out since Sept. 8, 1973 when 18,100 jammed McGuirk prior to fire codes. It was the ninth-largest in history.

**Dec. 8, 2006:** UMass advanced to its third I-AA/FCS Championship game with a 19-17 win at No. 2 Montana before a sell-out crowd of 23,454 and national-television audience on ESPN2. Kicker Chris Koepplin kicked the game-winning field goal from 43-yards out with 13:25 left in the fourth to put UMass ahead 19-17. Steve Baylark had 245 all-purpose yards and two rushing touchdowns.

**Dec. 15, 2006:** UMass falls to No. 1 Appalachian State in the first FCS Division I Championship game, formerly I-AA, 28-17 in Chattanooga.

**March 1, 2007:** The Colonial Athletic Association assumed operational control of the Atlantic 10 Football Conference. All 12 teams remained in the league, which is under its third governance, beginning with the Yankee Conference in 1947.

**Oct. 13, 2007:** UMass beat Villanova in quadruple overtime, 32-24, at McGuirk Alumni Stadium. The game equaled the longest overtime game in program history. UMass lost to Richmond, 52-51 in four overtimes on Sept. 19, 1987.

**Nov. 3, 2007:** Quarterback Liam Coen became UMass' career passing yardage leader with 191 yards in a 27-7 win over rival #14 New Hampshire. He broke Todd Bankhead's mark of 7,018 with an 8-yard pass to Ian Jorgensen in the third quarter. He heads into his senior season of 2008 with 8,282. The win also clinched a second straight conference North division title for the Minutemen.

**Nov. 24, 2007:** UMass piled up 649 yards of title offense, the second-most in a game in school history, in an NCAA First Round win over Fordham, 49-35 at McGuirk Stadium. In the win, Liam Coen set a new school record for passing yards in a game with 419, breaking Matt Guice's 401 in 2001.

**Sept. 20, 2008:** UMass football played before the largest crowd ever to watch a school team in action as the Minutemen lost at No. 10 Texas Tech, 56-14 before 53,190.

**Nov. 22, 2008:** Don Brown coached his last game at UMass in leading the Minutemen to a 28-14 win over Hofstra. That game made UMass senior class the winningest four-year class in program history with a 37-14.

**Jan. 19, 2009:** Kevin Morris was named the 28th head coach in UMass football history. Morris spent the previous five years as the Minutemen's offensive coordinator.

**Sept. 18, 2010:** UMass football plays before the largest crowd in school history for any sport, at Michigan Stadium. The Minutemen battle hard in a 42-37 loss to the then-No. 20 Wolverines before 110,187. UMass lead most of the first half before falling behind with a minute left before halftime.

**Oct. 23, 2010:** UMass will play the first-ever college football game at Gillette Stadium as the Minutemen and New Hampshire battle in the first-ever Colonial Clash.

**Nov. 19, 2011:** UMass plays its final game at the Football Championship Subdivision (FCS/I-AA). The Minutemen fall 34-17 to James Madison in the final game at McGuirk Stadium.

**Dec. 8, 2011:** Charley Molnar named new head coach for UMass first season as a member of the Football Bowl Subdivision and of the Mid-American Conference. Molnar is introduced to fans and media in a press conference at Gillette Stadium.

**Aug. 30, 2012:** UMass falls at Connecticut 37-0 in its first-ever game as an FBS team. It marked the first time the two teams had played since UMass defeated the Huskies 62-20 during the 1999 season - the last game for UConn at the I-AA (FCS) level.

**Nov. 10, 2012:** UMass picks up its first win as an FBS program and its first conference win as a member of the MAC with a 22-14 victory at Akron. UMass forced four interceptions, blocked a punt, scored three field goals and pinned three consecutive punts inside the 5-yard line as defense and special teams highlighted the win.

**April 26, 2013:** Ground is officially broken as dignitaries from around the state visit the construction site of the UMass Football Performance Center - The new home for UMass football at McGuirk Stadium.

**June 10, 2013:** Brothers and business partners Martin and Richard Jacobson pledge \$2.5 million to the Athletic Department for the naming rights of the new football press and skybox. The newest addition to McGuirk Stadium will now be named the Martin And Richard Jacobson Press and Skybox Complex.

**July 10 & 11, 2013:** On July 10, Colter Johnson becomes the first UMass football player named to a major FBS preseason Watch List as he is a nominee for the Ray Guy Award as the nation's top punter. A day later, Anthony Dima is named to the Outland Trophy Watch List honoring the nation's top interior lineman.

## Milestone Games

| Milestone                       | Opponent                           | Date           | Result   |
|---------------------------------|------------------------------------|----------------|----------|
| 1st game                        | Amherst College                    | Nov. 22, 1879  | W, 4-0   |
| 100th game                      | Worcester Polytechnic Institute    | Nov. 12, 1898  | L, 0-11  |
| 200th game                      | at Springfield College             | Nov. 13, 1909  | L, 6-18  |
| 300th game                      | at Worcester Polytechnic Institute | Oct. 18, 1924  | W, 54-13 |
| 400th game                      | Worcester Polytechnic Institute    | Oct. 24, 1936  | L, 0-7   |
| 500th game                      | at Bates College                   | Sept. 29, 1951 | W, 21-7  |
| 600th game                      | at Harvard                         | Sept. 28, 1963 | T, 0-0   |
| 700th game                      | Rhode Island                       | Oct. 20, 1973  | L, 35-41 |
| 800th game                      | at Toledo                          | Sept. 10, 1983 | L, 13-45 |
| 900th game                      | at Delaware                        | Sept. 12, 1992 | L, 13-33 |
| 1,000th game                    | at New Hampshire                   | Oct. 28, 2000  | L, 16-24 |
| 1,100th game                    | Hofstra                            | Nov. 22, 2008  | W, 28-14 |
| 500th win                       | at New Hampshire                   | Oct. 16, 2004  | W, 38-21 |
| 1st postseason game             | East Carolina (Tangerine Bowl)     | Dec. 12, 1964  | L, 13-14 |
| 1st national championship       | Georgia Southern                   | Dec. 19, 1998  | W, 55-43 |
| 1st Yankee Conference game      | Rhode Island                       | Oct. 18, 1947  | L, 13-20 |
| 100th Yankee Conference game    | Vermont                            | Oct. 7, 1972   | W, 33-14 |
| 100th Yankee Conference win     | Boston University                  | Oct. 24, 1981  | W, 30-24 |
| 200th Yankee Conference game    | New Hampshire                      | Nov. 18, 1989  | W, 34-28 |
| 1st Atlantic 10 Conference game | Richmond                           | Aug. 30, 1997  | L, 6-21  |
| 1st CAA Conference game         | Towson                             | Sept. 15, 2007 | W, 36-13 |
| 1st McGuirk Stadium game        | American International             | Sept. 25, 1965 | W, 41-0  |
| 100th McGuirk Stadium game      | Connecticut                        | Nov. 3, 1984   | L, 16-21 |
| 100th McGuirk Stadium win       | Northeastern                       | Nov. 5, 1994   | W, 27-24 |
| 200th McGuirk Stadium game      | Delaware                           | Nov. 2, 2002   | W, 17-7  |
| 1st McGuirk Night Game          | William & Mary                     | Aug. 31, 2000  | W, 36-16 |
| Final FCS/I-AA Game             | James Madison                      | Nov. 19, 2011  | L, 17-34 |
| First Game As FBS Program       | UConn                              | Aug. 30, 2012  | L, 0-37  |
| First Win As An FBS Program     | Akron                              | Nov. 10, 2012  | W, 22-14 |

# Game-By-Game Results

## 1879 (1-0)

|                             |                 |       |
|-----------------------------|-----------------|-------|
| <b>Coach: No Coach</b>      |                 |       |
| <b>Capt: Fred P. Taylor</b> |                 |       |
| Nov. 22                     | Amherst College | W 4-0 |

## 1880 (0-1-1)

|                               |                    |        |
|-------------------------------|--------------------|--------|
| <b>Coach: No Coach</b>        |                    |        |
| <b>Capt: Arthur Whittaker</b> |                    |        |
| Nov. 10                       | Williston Academy  | L 8-10 |
| Nov. 13                       | at Amherst College | T 0-0  |

## 1881 (2-1-1)

|                                |                      |        |
|--------------------------------|----------------------|--------|
| <b>Coach: No Coach</b>         |                      |        |
| <b>Capt: James S. Williams</b> |                      |        |
| Oct. 15                        | at Williston Academy | W n/a  |
| Oct. 22                        | at Amherst College   | T 0-0  |
| Oct. 31                        | at Wesleyan          | W 36-0 |
| Nov. 12                        | M.I.T.               | L 0-8  |

## 1882 (0-2)

|                             |                 |        |
|-----------------------------|-----------------|--------|
| <b>Coach: No Coach</b>      |                 |        |
| <b>Capt: Walter P. Mayo</b> |                 |        |
| Nov. 2                      | Amherst College | L 4-12 |
| Nov. 9                      | at Wesleyan     | L 0-60 |

## 1883 (1-1)

|                             |                      |        |
|-----------------------------|----------------------|--------|
| <b>Coach: No Coach</b>      |                      |        |
| <b>Capt: Charles Hermes</b> |                      |        |
| Nov. 7                      | at Williston Academy | L 0-14 |
| Nov. 21                     | at Amherst College   | W 9-8  |

## 1884 (1-2)

|                            |                      |        |
|----------------------------|----------------------|--------|
| <b>Coach: No Coach</b>     |                      |        |
| <b>Capt: Winfred Ayres</b> |                      |        |
| Oct. 11                    | at Wilbraham Academy | W 8-0  |
| Oct. 18                    | at Williston Academy | L n/a  |
| Oct. 29                    | at Amherst College   | L 0-13 |

## 1885 (3-2-1)

|                            |                      |         |
|----------------------------|----------------------|---------|
| <b>Coach: No Coach</b>     |                      |         |
| <b>Capt: Winfred Ayres</b> |                      |         |
| Oct. 3                     | Amherst College      | W 4-0   |
| Oct. 5                     | at Amherst College   | T 0-0   |
| Oct. 7                     | Amherst College      | W 12-0  |
| Oct. 24                    | at Wesleyan          | L 0-80  |
| Oct. 31                    | at Williston Academy | W 42-12 |
| Nov. 4                     | at Amherst College   | L 0-8   |

## 1886 (2-1)

|                             |                      |        |
|-----------------------------|----------------------|--------|
| <b>Coach: No Coach</b>      |                      |        |
| <b>Capt: Charles Watson</b> |                      |        |
| Oct. 13                     | Amherst College      | L 5-15 |
| Oct. 20                     | at Williston Academy | W 7-6  |
| Nov. 8                      | at Tufts             | W 6-5  |

## 1887 (2-3)

|                             |                       |         |
|-----------------------------|-----------------------|---------|
| <b>Coach: No Coach</b>      |                       |         |
| <b>Capt: Boye L. Shiner</b> |                       |         |
| Oct. 8                      | Williston Academy     | W 17-10 |
| Oct. 15                     | at Trinity            | L 4-32  |
| Oct. 25                     | at Amherst College    | L 0-10  |
| Oct. 26                     | at Williston Academy  | W 26-0  |
| Nov. 5                      | at Worcester Polytech | L 0-10  |

## 1888 (2-4)

|                            |                    |        |
|----------------------------|--------------------|--------|
| <b>Coach: No Coach</b>     |                    |        |
| <b>Capt: Arthur Nourse</b> |                    |        |
| Oct. 6                     | Trinity            | L 0-28 |
| Oct. 13                    | Williston Academy  | W 27-0 |
| Oct. 17                    | Williston Academy  | W 17-9 |
| Oct. 17                    | Yale (freshmen)    | L 0-32 |
| Oct. 18                    | at Amherst College | L 0-58 |
| Oct. 30                    | Amherst College    | L 4-45 |

## 1889 (2-0)

|                           |                      |        |
|---------------------------|----------------------|--------|
| <b>Coach: No Coach</b>    |                      |        |
| <b>Capt: Jose Herrero</b> |                      |        |
| Nov. 22                   | Williston Academy    | W 12-8 |
| Nov. 22                   | at Williston Academy | W 18-6 |

## 1890 (1-4)

|                        |                     |         |
|------------------------|---------------------|---------|
| <b>Coach: No Coach</b> |                     |         |
| <b>Capt: John Hull</b> |                     |         |
| Sept. 29               | Trinity             | L 0-30  |
| Oct. 9                 | at Amherst College  | L 0-52  |
| Oct. 18                | Springfield College | L 10-14 |

|         |                        |         |
|---------|------------------------|---------|
| Oct. 25 | at Vermont (club)      | L 12-16 |
| Nov. 1  | at Springfield College | W 18-12 |

## 1891 (2-5)

|                              |                        |         |
|------------------------------|------------------------|---------|
| <b>Coach: No Coach</b>       |                        |         |
| <b>Capt: George Williard</b> |                        |         |
| Sept. 26                     | Trinity                | L 0-16  |
| Oct. 3                       | at Amherst College     | L 0-44  |
| Oct. 10                      | at Springfield College | L 0-30  |
| Oct. 17                      | at Worcester Polytech  | W 36-10 |
| Oct. 24                      | at Amherst College     | L 0-16  |
| Oct. 31                      | Amherst College        | L 4-20  |
| Nov. 7                       | at Holy Cross (club)   | W 16-6  |

## 1892 (4-6-2)

|                         |                       |         |
|-------------------------|-----------------------|---------|
| <b>Coach: No Coach</b>  |                       |         |
| <b>Capt: John Perry</b> |                       |         |
| Sept. 24                | at Trinity            | L 0-6   |
| Oct. 1                  | Worcester Polytech    | W 28-10 |
| Oct. 5                  | at Amherst College    | L 10-58 |
| Oct. 7                  | Mount Hermon          | T 10-10 |
| Oct. 11                 | Amherst College       | L 0-4   |
| Oct. 15                 | at Worcester Polytech | W 18-4  |
| Oct. 19                 | Williston Academy     | W 22-12 |
| Oct. 25                 | at Amherst College    | L 4-22  |
| Oct. 29                 | Boston University     | W 62-0  |
| Nov. 3                  | at Mount Hermon       | T 12-12 |
| Nov. 7                  | Springfield College   | L 16-18 |
| Nov. 14                 | at Harvard (freshmen) | L 12-46 |

## 1893 (1-9)

|                           |                        |         |
|---------------------------|------------------------|---------|
| <b>Coach: No Coach</b>    |                        |         |
| <b>Capt: John Gilford</b> |                        |         |
| Sept. 25                  | at Mount Hermon        | L 0-26  |
| Sept. 30                  | at Worcester Polytech  | L 0-16  |
| Oct. 4                    | at Amherst College     | L 0-26  |
| Oct. 13                   | at Wesleyan            | L 12-18 |
| Oct. 18                   | at Williston Academy   | W 38-0  |
| Oct. 21                   | at Yale (freshmen)     | L 0-16  |
| Oct. 23                   | at Mount Hermon        | L 0-54  |
| Oct. 25                   | Springfield College    | L 6-18  |
| Nov. 1                    | at Amherst College     | L 2-16  |
| Nov. 8                    | at Springfield College | L 6-46  |

## 1894 (3-3)

|                           |                       |         |
|---------------------------|-----------------------|---------|
| <b>Coach: No Coach</b>    |                       |         |
| <b>Capt: Jasper Marsh</b> |                       |         |
| Sept. 24                  | at Amherst College    | L 0-6   |
| Oct. 1                    | at Mount Hermon       | W 16-10 |
| Oct. 5                    | at Trinity            | L 0-10  |
| Oct. 12                   | at Wesleyan           | W 10-0  |
| Oct. 20                   | at Worcester Polytech | L 0-44  |
| Nov. 3                    | at Williston Academy  | W 16-0  |

## 1895 (1-5)

|                                |                    |         |
|--------------------------------|--------------------|---------|
| <b>Coach: No Coach</b>         |                    |         |
| <b>Capt: Horace Burrington</b> |                    |         |
| Sept. 18                       | Amherst College    | L 0-42  |
| Sept. 25                       | Worcester Polytech | L 4-16  |
| Oct. 5                         | Pittsfield A.C.    | W 6-0   |
| Oct. 11                        | at Wesleyan        | L 0-26  |
| Oct. 19                        | Trinity            | L 0-22  |
| Oct. 23                        | Williston Academy  | L 10-14 |

## 1896 (0-4)

|                            |                      |        |
|----------------------------|----------------------|--------|
| <b>Coach: No Coach</b>     |                      |        |
| <b>Capt: John W. Allen</b> |                      |        |
| Oct. 14                    | Northampton YMCA     | L 6-10 |
| Oct. 17                    | St. Joseph's A.A.    | L n/a  |
| Oct. 21                    | at Mount Hermon      | L 0-16 |
| Oct. 24                    | at Williston Academy | L 6-12 |

## 1897 (2-5-1)

|                            |                    |        |
|----------------------------|--------------------|--------|
| <b>Coach: No Coach</b>     |                    |        |
| <b>Capt: Dan A. Beaman</b> |                    |        |
| Sept. 25                   | at Holy Cross      | L 0-4  |
| Sept. 29                   | at Amherst College | L 4-20 |
| Oct. 2                     | New Hampshire      | W 10-4 |
| Oct. 6                     | Wesleyan           | L 5-18 |
| Oct. 9                     | at Trinity         | L 5-26 |
| Oct. 16                    | Shelburne Falls    | T 0-0  |
| Oct. 23                    | Williston Academy  | L 4-6  |
| Nov. 6                     | Connecticut        | W 36-0 |

## 1898 (1-4-1)

|                             |                       |        |
|-----------------------------|-----------------------|--------|
| <b>Coach: Doctor Weeks</b>  |                       |        |
| <b>Capt: Alfred D. Gile</b> |                       |        |
| Sept. 24                    | at Holy Cross         | L 0-23 |
| Oct. 1                      | at Worcester Polytech | L 0-6  |
| Oct. 8                      | at Amherst College    | T 0-0  |
| Oct. 15                     | Vermont Academy       | W 40-0 |
| Oct. 22                     | at Williston          | L 0-6  |
| Nov. 12                     | Worcester Polytech    | L 0-11 |

## 1899 (7-3)

|                                    |                        |        |
|------------------------------------|------------------------|--------|
| <b>Coach: Fred W. Murphy Brown</b> |                        |        |
| <b>Capt: James Halligan</b>        |                        |        |
| Sept. 23                           | at Holy Cross          | L 0-11 |
| Sept. 30                           | at Wesleyan            | L 0-27 |
| Oct. 7                             | at Springfield College | W 17-0 |
| Oct. 14                            | at Pittsfield A.C.     | W 12-0 |
| Oct. 21                            | at Trinity             | L 5-16 |
| Oct. 25                            | Springfield T.S.       | W 34-0 |
| Oct. 28                            | at Vermont             | W 11-6 |
| Nov. 1                             | at Amherst College     | W 6-0  |
| Nov. 4                             | Connecticut            | W 34-6 |
| Nov. 8                             | Williston Academy      | W 17-0 |

## 1900 (5-5)

|                                    |                       |        |
|------------------------------------|-----------------------|--------|
| <b>Coach: Fred W. Murphy Brown</b> |                       |        |
| <b>Capt: Theodore Cooke</b>        |                       |        |
| Sept. 22                           | at Holy Cross         | L 0-6  |
| Sept. 29                           | Worcester Academy     | W 12-0 |
| Oct. 6                             | Norwich               | W 50-0 |
| Oct. 13                            | at Wesleyan           | L 0-17 |
| Oct. 17                            | at Williams           | L 0-5  |
| Oct. 20                            | at Trinity            | L 0-23 |
| Oct. 27                            | at Vermont            | W 10-5 |
| Nov. 3                             | Connecticut           | W 17-6 |
| Nov. 10                            | at Worcester Polytech | W 18-0 |
| Nov. 17                            | at Amherst College    | L 0-18 |

## 1901 (9-1)

|                              |                       |         |
|------------------------------|-----------------------|---------|
| <b>Coach: James Halligan</b> |                       |         |
| <b>Capt: Herbert Paul</b>    |                       |         |
| Sept. 28                     | at Holy Cross         | W 17-0  |
| Oct. 5                       | at Pittsfield A.C.    | W 6-0   |
| Oct. 12                      | at Wesleyan           | W 6-0   |
| Oct. 16                      | at Williams           | L 0-17  |
| Oct. 19                      | at Worcester Polytech | W 18-12 |
| Oct. 24                      | at Bates              | W 6-1   |
| Nov. 2                       | Springfield T.S.      | W 10-0  |
| Nov. 9                       | at Amherst College    | W 15-0  |
| Nov. 22                      | at Tufts              | W 6-0   |
| Nov. 28                      | at Boston College     | W 11-0  |

## 1902 (2-3-2)

|                               |                    |        |
|-------------------------------|--------------------|--------|
| <b>Coach: James Halligan</b>  |                    |        |
| <b>Capt: Charles Halligan</b> |                    |        |
| Sept. 27                      | at Holy Cross      | T 0-0  |
| Oct. 4                        | Boston College     | W 30-0 |
| Oct. 8                        | at Dartmouth       | T 0-0  |
| Oct. 18                       | at Wesleyan        | L 5-6  |
| Oct. 25                       | at Tufts           | W 5-0  |
| Nov. 1                        | Worcester Polytech | L 0-6  |
| Nov. 8                        | at Amherst College | L 0-15 |

## 1903 (5-4)

|                                |                        |        |
|--------------------------------|------------------------|--------|
| <b>Coach: James Halligan</b>   |                        |        |
| <b>Capt: George E. O'Hearn</b> |                        |        |
| Sept. 25                       | at Holy Cross          | L 0-6  |
| Oct. 1                         | at Dartmouth           | L 0-12 |
| Oct. 7                         | at Williams            | L 0-17 |
| Oct. 14                        | Rhode Island           | W 46-0 |
| Oct. 17                        | at Springfield College | W 12-0 |
| Oct. 24                        | at Vermont             | W 5-0  |
| Oct. 31                        | at Trinity             | W 28-0 |
| Nov. 7                         | at Tufts               | W 6-0  |
| Nov. 14                        | at Amherst College     | L 6-11 |

## 1904 (5-2-1)

|                               |                        |        |
|-------------------------------|------------------------|--------|
| <b>Coach: Matthew Bullock</b> |                        |        |
| <b>Capt: William Munson</b>   |                        |        |
| Sept. 28                      | at Holy Cross          | T 0-0  |
| Oct. 1                        | at Dartmouth           | L 0-17 |
| Oct. 5                        | at Williams            | W 12-0 |
| Oct. 8                        | at Brown               | L 0-27 |
| Oct. 15                       | at Wesleyan            | W 24-6 |
| Oct. 22                       | at Springfield College | W 11-0 |
| Nov. 5                        | Worcester Polytech     | W 39-0 |
| Nov. 19                       | at Tufts               | W 11-0 |

## 1905 (3-7)

|                                |                        |        |
|--------------------------------|------------------------|--------|
| <b>Coach: Walter Craig</b>     |                        |        |
| <b>Capt: William Craighead</b> |                        |        |
| Sept. 23                       | at Holy Cross          | L 0-17 |
| Sept. 30                       | at Dartmouth           | L 0-18 |
| Oct. 4                         | at Brown               | L 0-24 |
| Oct. 7                         | Rhode Island           | W 11-0 |
| Oct. 11                        | at Williams            | L 0-12 |
| Oct. 14                        | New Hampshire          | W 15-0 |
| Oct. 21                        | at Bates               | L 0-16 |
| Oct. 28                        | at Andover Academy     | L 0-30 |
| Nov. 18                        | at Springfield College | W 15-0 |
| Nov. 24                        | at Tufts               | L 6-8  |

## 1906 (1-7-1)

|                              |                        |        |
|------------------------------|------------------------|--------|
| <b>Coach: George O'Hearn</b> |                        |        |
| <b>Capt: Fred Cotter</b>     |                        |        |
| Sept. 29                     | at Holy Cross          | L 4-6  |
| Oct. 3                       | at Williams            | L 0-5  |
| Oct. 6                       | New Hampshire          | T 0-0  |
| Oct. 10                      | at Brown               | L 0-17 |
| Oct. 13                      | at Harvard             | L 0-21 |
| Oct. 20                      | at Dartmouth           | L 0-26 |
| Nov. 3                       | at Amherst College     | L 8-12 |
| Nov. 10                      | at Tufts               | L 0-28 |
| Nov. 17                      | at Springfield College | W 21-4 |

## 1907 (5-3-1)

|                               |                        |         |
|-------------------------------|------------------------|---------|
| <b>Coach: Matthew Bullock</b> |                        |         |
| <b>Capt: George Cobb</b>      |                        |         |
| Sept. 28                      | at Williams            | L 4-5   |
| Oct. 2                        | at Brown               | L 0-5   |
| Oct. 5                        | Rhode Island           | W 11-0  |
| Oct. 12                       | at Dartmouth           | L 0-6   |
| Oct. 19                       | at Holy Cross          | W 10-5  |
| Oct. 26                       | Worcester Polytech     | W 29-0  |
| Nov. 2                        | at Amherst College     | T 0-0   |
| Nov. 9                        | at Tufts               | W 19-10 |
| Nov. 16                       | at Springfield College | W 5-0   |

## 1908 (3-3-3)

|                               |                        |        |
|-------------------------------|------------------------|--------|
| <b>Coach: Matthew Bullock</b> |                        |        |
| <b>Capt: Henry Turner</b>     |                        |        |
| Sept. 26                      | Rhode Island           | W 2-0  |
| Oct. 3                        | at Dartmouth           | L 0-23 |
| Oct. 14                       | at Vermont             | T 6-6  |
| Oct. 17                       | Worcester Polytech     | W 11-5 |
| Oct. 24                       | at Williams            | L 0-40 |
| Oct. 31                       | at Yale                | L 0-49 |
| Nov. 7                        | at New Hampshire       | W 13-9 |
| Nov. 14                       | at Springfield College | T 5-5  |
| Nov. 21                       | at Tufts               | T 6-6  |

## 1909 (1-6-2)

|                              |                        |        |
|------------------------------|------------------------|--------|
| <b>Coach: J.W. Gage</b>      |                        |        |
| <b>Capt: Jonathan Blaney</b> |                        |        |
| Sept. 25                     | Maine                  | T 0-0  |
| Sept. 29                     | at Dartmouth           | L 0-22 |
| Oct. 2                       | at Union               | T 6-6  |
| Oct. 9                       | Norwich                | W 6-0  |
| Oct. 16                      | Worcester Polytech     | L 0-2  |
| Oct. 23                      | at Williams            | L 6-33 |
| Oct. 30                      | at Brown               | L 3-12 |
| Nov. 6                       | at New Hampshire       | L 0-17 |
| Nov. 13                      | at Springfield College | L 6-18 |

## 1910 (1-6-2)

|                               |    |                        |   |      |
|-------------------------------|----|------------------------|---|------|
| <b>Coach: W. Gildersleeve</b> |    |                        |   |      |
| <b>Capt: Henry Morse</b>      |    |                        |   |      |
| Sept.                         | 24 | Rhode Island           | T | 0-0  |
| Oct.                          | 1  | at Dartmouth           | L | 0-6  |
| Oct.                          | 8  | at Trinity             | L | 3-15 |
| Oct.                          | 15 | Worcester Polytech     | W | 14-5 |
| Oct.                          | 22 | at Maine               | L | 2-29 |
| Oct.                          | 29 | at New Hampshire       | T | 0-0  |
| Nov.                          | 5  | at Tufts               | L | 6-7  |
| Nov.                          | 12 | at Springfield College | L | 3-15 |
| Nov.                          | 19 | at Brown               | L | 0-49 |



## 1913 (4-3)

**Coach: Dr. Arthur Brides**

**Capt: Harold Brewer**

|          |                        |        |
|----------|------------------------|--------|
| Sept. 27 | at Dartmouth           | L 3-13 |
| Oct. 4   | at Holy Cross          | W 6-0  |
| Oct. 11  | at Union               | W 20-0 |
| Oct. 25  | Middlebury             | W 33-0 |
| Nov. 1   | at Tufts               | L 0-14 |
| Nov. 8   | at New Hampshire       | W 34-0 |
| Nov. 15  | at Springfield College | L 0-14 |

## 1914 (2-5)

**Coach: Dr. Arthur Brides**

**Capt: George Melican**

|          |                        |        |
|----------|------------------------|--------|
| Sept. 26 | at Dartmouth           | L 6-29 |
| Oct. 3   | at Holy Cross          | W 14-0 |
| Oct. 10  | at Colgate             | L 0-25 |
| Oct. 17  | at Colby               | L 0-6  |
| Oct. 31  | at Tufts               | L 6-7  |
| Nov. 7   | Middlebury             | W 7-0  |
| Nov. 14  | at Springfield College | L 3-17 |

## 1915 (4-2-2)

**Coach: Dr. Arthur Brides**

**Capt: Harry Curran**

|          |                        |         |
|----------|------------------------|---------|
| Sept. 25 | at Dartmouth           | L 0-13  |
| Oct. 2   | at Harvard             | L 0-7   |
| Oct. 9   | Colby                  | W 26-0  |
| Oct. 16  | at Holy Cross          | T 7-7   |
| Oct. 23  | at Worcester Polytech  | W 27-0  |
| Oct. 30  | at Tufts               | T 14-14 |
| Nov. 6   | Middlebury             | W 25-0  |
| Nov. 13  | at Springfield College | W 14-13 |

## 1916 (2-4-2)

**Coach: George Melican**

**Capt: Emory Grayson**

|         |                        |        |
|---------|------------------------|--------|
| Oct. 7  | Connecticut            | W 12-0 |
| Oct. 14 | at Dartmouth           | L 0-62 |
| Oct. 21 | at Harvard             | L 0-47 |
| Oct. 28 | Worcester Polytech     | W 7-0  |
| Nov. 4  | at Tufts               | L 0-28 |
| Nov. 11 | at Williams            | T 0-0  |
| Nov. 18 | at Cornell             | L 0-37 |
| Nov. 25 | at Springfield College | T 6-6  |

## 1917-18 No Team

## 1919 (5-2-1)

**Coach: Harold Gore**

**Capt: Allan Pond**

|         |                        |         |
|---------|------------------------|---------|
| Oct. 4  | Connecticut            | W 15-7  |
| Oct. 11 | at Dartmouth           | L 7-27  |
| Oct. 18 | Worcester Polytech     | W 27-0  |
| Oct. 25 | Vermont                | W 25-0  |
| Nov. 1  | at New Hampshire       | L 7-9   |
| Nov. 8  | at Rhode Island        | W 19-11 |
| Nov. 15 | at Springfield College | T 0-0   |
| Nov. 22 | Tufts                  | W 14-0  |

## 1920 (5-2-1)

**Coach: Harold Gore**

**Capt: Harold Poole**

|         |                        |        |
|---------|------------------------|--------|
| Oct. 2  | Connecticut            | W 28-0 |
| Oct. 9  | Bates                  | W 21-7 |
| Oct. 16 | at Worcester Polytech  | W 21-6 |
| Oct. 23 | at Vermont             | W 21-7 |
| Oct. 30 | New Hampshire          | L 0-9  |
| Nov. 6  | Rhode Island           | T 7-7  |
| Nov. 13 | at Springfield College | L 7-28 |
| Nov. 20 | Tufts                  | W 21-0 |

## 1921 (3-4-1)

**Coach: Harold Gore**

**Capt: George Cotton**

|         |                       |        |
|---------|-----------------------|--------|
| Oct. 1  | at Connecticut        | W 13-0 |
| Oct. 8  | at Bates              | T 0-0  |
| Oct. 15 | at Worcester Polytech | W 35-0 |
| Oct. 22 | at Amherst College    | L 0-13 |
| Oct. 29 | Vermont               | L 7-14 |
| Nov. 5  | at Rhode Island       | L 2-7  |
| Nov. 12 | at New Hampshire      | L 7-56 |
| Nov. 19 | Tufts                 | W 14-0 |

## 1922 (5-3)

**Coach: Harold Gore**

**Capt: Raymond Grayson**

|         |                    |         |
|---------|--------------------|---------|
| Oct. 7  | Connecticut        | W 13-6  |
| Oct. 14 | Worcester Polytech | W 23-0  |
| Oct. 21 | at Amherst College | W 10-6  |
| Oct. 28 | New Hampshire      | W 12-10 |
| Nov. 4  | Bates              | L 0-6   |
| Nov. 11 | at Stevens Tech    | W 13-0  |
| Nov. 18 | at Tufts           | L 6-9   |

Nov. 25 at Michigan State L 0-45

## 1923 (2-5)

**Coach: Harold Gore**

**Capt: Ken Salmon**

|          |                    |        |
|----------|--------------------|--------|
| Sept. 29 | Rensselaer         | L 7-9  |
| Oct. 6   | at Bates           | L 6-7  |
| Oct. 20  | at Amherst College | L 3-7  |
| Oct. 27  | at Wesleyan        | W 13-0 |
| Nov. 3   | at Williams        | L 0-25 |
| Nov. 10  | Stevens Tech       | W 25-7 |
| Nov. 17  | Tufts              | L 7-10 |

## 1924 (6-1-1)

**Coach: Harold Gore**

**Capt: Herbert Marx**

|          |                       |         |
|----------|-----------------------|---------|
| Sept. 27 | Connecticut           | L 10-12 |
| Oct. 4   | Bates                 | W 19-6  |
| Oct. 11  | at Norwich            | W 41-0  |
| Oct. 18  | at Worcester Polytech | W 54-13 |
| Oct. 25  | Wesleyan              | W 14-13 |
| Nov. 1   | at Amherst College    | W 17-7  |
| Nov. 8   | at Stevens Tech       | W 23-3  |
| Nov. 22  | at Tufts              | T 7-7   |

## 1925 (6-2)

**Coach: Harold Gore**

**Capt: Lawrence Jones**

|         |                        |         |
|---------|------------------------|---------|
| Oct. 3  | at Bates               | W 19-0  |
| Oct. 10 | Norwich                | W 19-0  |
| Oct. 17 | at Connecticut         | W 13-0  |
| Oct. 24 | Worcester Polytech     | W 54-19 |
| Oct. 31 | at Amherst College     | L 0-27  |
| Nov. 14 | Lowell Tech            | W 41-7  |
| Nov. 21 | Tufts                  | W 6-4   |
| Nov. 26 | at Springfield College | L 13-18 |

## 1926 (1-6)

**Coach: Harold Gore**

**Capt: W. Gerald Amstein**

|         |                        |         |
|---------|------------------------|---------|
| Oct. 2  | Bates                  | L 0-2   |
| Oct. 9  | Connecticut            | L 6-13  |
| Oct. 16 | at Williams            | L 0-20  |
| Oct. 23 | Worcester Polytech     | W 7-0   |
| Oct. 30 | Amherst College        | L 7-21  |
| Nov. 6  | at Springfield College | L 0-9   |
| Nov. 20 | at Tufts               | L 13-45 |

## 1927 (0-7-1)

**Coach: Harold Gore**

**Capt: Albert Cook**

|          |                        |        |
|----------|------------------------|--------|
| Sept. 24 | Bowdoin                | T 0-0  |
| Oct. 1   | at Bates               | L 0-7  |
| Oct. 8   | at Middlebury          | L 0-12 |
| Oct. 15  | at Williams            | L 7-31 |
| Oct. 22  | at Worcester Polytech  | L 0-7  |
| Oct. 29  | at Amherst College     | L 0-20 |
| Nov. 5   | at Springfield College | L 0-26 |
| Nov. 19  | Tufts                  | L 6-32 |

## 1928 (2-5-1)

**Coach: Charles McGeoch**

**Capt: Robert Bouvie**

|          |                        |        |
|----------|------------------------|--------|
| Sept. 29 | at Bowdoin             | L 0-13 |
| Oct. 6   | Bates                  | W 6-0  |
| Oct. 13  | Middlebury             | W 7-0  |
| Oct. 20  | at Norwich             | L 6-18 |
| Oct. 27  | Worcester Polytech     | T 0-0  |
| Nov. 3   | Amherst College        | L 0-13 |
| Nov. 10  | at Springfield College | L 0-14 |
| Nov. 27  | at Tufts               | L 6-32 |

## 1929 (3-4-1)

**Coach: Charles McGeoch**

**Capt: Raymond Mann**

|          |                        |         |
|----------|------------------------|---------|
| Sept. 28 | at Bates               | W 7-6   |
| Oct. 5   | Bowdoin                | L 6-18  |
| Oct. 12  | Middlebury             | L 12-14 |
| Oct. 19  | Norwich                | W 12-6  |
| Oct. 26  | at Worcester Polytech  | W 19-12 |
| Nov. 2   | at Amherst College     | L 0-13  |
| Nov. 9   | at Springfield College | L 0-13  |
| Nov. 23  | Tufts                  | T 0-0   |

## 1930 (1-8)

**Coach: Charles McGeoch**

**Capt: Tom Minkstein**

|          |                        |        |
|----------|------------------------|--------|
| Sept. 27 | Bates                  | L 0-26 |
| Oct. 4   | at Bowdoin             | L 0-45 |
| Oct. 11  | at Middlebury          | W 7-0  |
| Oct. 18  | at CCNY                | L 7-37 |
| Oct. 25  | Worcester Polytech     | L 0-6  |
| Nov. 1   | Amherst College        | L 6-22 |
| Nov. 8   | at Springfield College | L 0-57 |
| Nov. 15  | Norwich                | L 6-13 |

Nov. 22 at Tufts L 6-42

## 1931 (7-1-1)

**Coach: Mel Taube**

**Capt: Clifford Foskett**

|          |                        |         |
|----------|------------------------|---------|
| Sept. 26 | Cooper Union           | W 50-0  |
| Oct. 3   | Bowdoin                | W 32-6  |
| Oct. 10  | Middlebury             | W 32-6  |
| Oct. 17  | at Norwich             | W 33-6  |
| Oct. 24  | at Worcester Polytech  | W 3-0   |
| Oct. 31  | at Amherst College     | W 13-12 |
| Nov. 7   | at Springfield College | L 3-21  |
| Nov. 14  | Wagner                 | W 77-0  |
| Nov. 21  | Tufts                  | T 7-7   |

## 1932 (7-2)

**Coach: Mel Taube**

**Capt: Daniel Leary**

|          |                    |         |
|----------|--------------------|---------|
| Sept. 24 | Cooper Union       | W 50-0  |
| Oct. 1   | at Bowdoin         | L 6-20  |
| Oct. 8   | at Middlebury      | W 13-6  |
| Oct. 15  | at Connecticut     | W 30-0  |
| Oct. 22  | Worcester Polytech | W 25-0  |
| Oct. 29  | Amherst College    | W 21-6  |
| Nov. 5   | Rensselaer         | W 18-13 |
| Nov. 12  | Coast Guard        | W 20-13 |
| Nov. 19  | at Tufts           | L 2-6   |

## 1933 (5-3)

**Coach: Mel Taube**

**Capt: Louis Bush**

|         |                    |         |
|---------|--------------------|---------|
| Oct. 7  | Bowdoin            | W 14-0  |
| Oct. 14 | Connecticut        | W 40-7  |
| Oct. 21 | at Rhode Island    | W 14-12 |
| Oct. 28 | Worcester Polytech | W 20-6  |
| Nov. 4  | at Amherst College | L 0-14  |
| Nov. 11 | at St. Anselm's    | L 0-7   |
| Nov. 18 | at Rensselaer      | W 20-6  |
| Nov. 25 | Tufts              | L 0-13  |

## 1934 (5-3-1)

**Coach: Mel Taube**

**Capt: Paul Schaffner**

|          |                    |        |
|----------|--------------------|--------|
| Sept. 29 | Williams           | L 7-12 |
| Oct. 6   | at Bowdoin         | T 0-0  |
| Oct. 13  | at Connecticut     | W 7-6  |
| Oct. 20  | Rhode Island       | L 0-7  |
| Oct. 27  | Worcester Polytech | W 20-0 |
| Nov. 3   | Amherst College    | W 16-9 |
| Nov. 10  | Northeastern       | W 37-0 |
| Nov. 17  | Rensselaer         | W 32-0 |
| Nov. 24  | at Tufts           | L 0-6  |

## 1935 (5-4)

**Coach: Mel Taube**

**Capt: Jack Sturtevant**

|          |                       |         |
|----------|-----------------------|---------|
| Sept. 28 | at Williams           | L 0-28  |
| Oct. 5   | Bowdoin               | L 6-7   |
| Oct. 12  | Connecticut           | W 25-12 |
| Oct. 19  | at Rhode Island       | W 7-6   |
| Oct. 26  | at Worcester Polytech | W 20-0  |
| Nov. 2   | Amherst College       | L 0-13  |
| Nov. 9   | at Northeastern       | L 12-13 |
| Nov. 16  | at Rensselaer         | W 28-13 |
| Nov. 23  | Tufts                 | W 19-13 |

## 1936 (2-6)

**Coach: Elbert Carraway**

**Capt: David Rossiter**

|         |                    |         |
|---------|--------------------|---------|
| Oct. 3  | at Bowdoin         | L 12-14 |
| Oct. 10 | at Connecticut     | L 0-13  |
| Oct. 17 | Rhode Island       | W 13-8  |
| Oct. 24 | Worcester Polytech | L 0-7   |
| Oct. 31 | Amherst College    | L 7-13  |
| Nov. 7  | at Coast Guard     | L 20-26 |
| Nov. 14 | at Rensselaer      | W 40-0  |
| Nov. 21 | at Tufts           | L 0-13  |

## 1937 (1-7-1)

**Coach: Elbert Carraway**

**Capt: Fred Sievers**

|          |                       |        |
|----------|-----------------------|--------|
| Sept. 25 | at American Int'l     | T 6-6  |
| Oct. 2   | Bowdoin               | L 0-12 |
| Oct. 9   | Connecticut           | L 7-36 |
| Oct. 16  | at Rhode Island       | L 6-12 |
| Oct. 23  | at Worcester Polytech | L 0-14 |
| Oct. 30  | Amherst College       | L 6-41 |
| Nov. 5   | at Coast Guard        | L 6-7  |
| Nov. 13  | Rensselaer            | W 13-0 |
| Nov. 20  | Tufts                 | L 0-7  |

## 1938 (3-6)

**Coach: Elbert Carraway**

**Capt: Clifton Morey**

|          |                |        |
|----------|----------------|--------|
| Sept. 24 | American Int'l | W 12-6 |
|----------|----------------|--------|

|         |                    |        |
|---------|--------------------|--------|
| Oct. 1  | at Bowdoin         | L 0-32 |
| Oct. 8  | at Connecticut     | L 0-19 |
| Oct. 15 | Rhode Island       | L 0-20 |
| Oct. 22 | Worcester Polytech | L 0-6  |
| Oct. 29 | at Amherst College | L 0-35 |
| Nov. 5  | Coast Guard        | W 7-0  |
| Nov. 12 | at Rensselaer      | W 37-0 |
| Nov. 19 | at Tufts           | L 6-7  |

## 1939 (2-5-2)

**Coach: Elbert Carraway**

**Capt: John Blasko**

|          |                        |         |
|----------|------------------------|---------|
| Sept. 29 | at Springfield College | T 0-0   |
| Oct. 7   | Bowdoin                | L 14-19 |
| Oct. 14  | Connecticut            | L 6-7   |
| Oct. 21  | at Rhode Island        | L 20-23 |
| Oct. 28  | at Worcester Polytech  | W 7-0   |
| Nov. 4   | Amherst College        | L 0-13  |
| Nov. 14  | at Coast Guard         | W 6-0   |
| Nov. 18  | Rensselaer             | T 7-7   |
| Nov. 25  | Tufts                  | L 7-34  |

## 1940 (1-8)

**Coach: Elbert Carraway**

**Capt: Ralph Simmons**

|          |                       |        |
|----------|-----------------------|--------|
| Sept. 28 | Springfield College   | L 6-13 |
| Oct. 5   | at Connecticut        | L 0-13 |
| Oct. 12  | at Norwich            | L 0-24 |
| Oct. 19  | Rhode Island          | L 3-9  |
| Oct. 26  | at Worcester Polytech | W 12-6 |
| Nov. 2   | at Amherst College    | L 0-14 |
| Nov. 12  | at Coast Guard        | L 6-19 |
| Nov. 16  | at Rensselaer         | L 0-25 |
| Nov. 23  | at Tufts              | L 6-19 |

## 1941 (3-4-1)

**Coach: Walter Hargshiemer**

**Capt: John Brady**

|          |                        |         |
|----------|------------------------|---------|
| Sept. 27 | at Springfield College | T 7-7   |
| Oct. 4   | Connecticut            | W 8-6   |
| Oct. 11  | Norwich                | L 0-20  |
| Oct. 18  | at Rhode Island        | L 6-34  |
| Oct. 25  | at Worcester Polytech  | W 32-0  |
| Nov. 1   | Amherst College        | L 0-20  |
| Nov. 8   | at Brooklyn            | W 33-19 |
| Nov. 15  | Tufts                  | L 7-14  |

**1948 (3-4-1; 1-1 YC / 3rd)****Coach: Thomas Eck****Capt: Charles L'Esperance, Robert Raymond**

|          |                     |         |
|----------|---------------------|---------|
| Sept. 25 | Bates               | W 7-6   |
| Oct. 2   | at Norwich          | L 19-27 |
| Oct. 9   | Worcester Polytech  | W 26-7  |
| Oct. 16  | at Rhode Island*    | L 12-19 |
| Oct. 23  | at Fort Devens      | L 14-20 |
| Oct. 30  | Vermont*            | W 33-0  |
| Nov. 6   | Springfield College | L 0-31  |
| Nov. 13  | at Tufts            | T 13-13 |

**1949 (3-5; 1-1 YC / 4th)****Coach: Thomas Eck****Capt: Robert Pasini, Edmund Struzziero**

|          |                        |         |
|----------|------------------------|---------|
| Sept. 24 | at Bates               | W 19-0  |
| Oct. 1   | Norwich                | W 54-0  |
| Oct. 8   | Worcester Polytech     | L 6-7   |
| Oct. 15  | Rhode Island*          | W 32-19 |
| Oct. 22  | Rochester              | L 20-27 |
| Oct. 29  | at Vermont*            | L 12-20 |
| Nov. 5   | at Springfield College | L 0-22  |
| Nov. 12  | Tufts                  | L 7-27  |

**1950 (3-5; 1-1 YC / 3rd)****Coach: Thomas Eck****Capt: Martin Anderson**

|          |                       |         |
|----------|-----------------------|---------|
| Sept. 30 | Bates                 | W 26-0  |
| Oct. 7   | at Worcester Polytech | L 20-21 |
| Oct. 14  | at Williams           | L 34-42 |
| Oct. 21  | at Rhode Island*      | L 27-38 |
| Oct. 28  | Northeastern          | W 27-6  |
| Nov. 4   | Vermont*              | W 27-13 |
| Nov. 11  | Springfield College   | L 0-26  |
| Nov. 18  | at Tufts              | L 6-7   |

**1951 (3-4-1; 2-0 YC / 2nd)****Coach: Thomas Eck****Capt: John Benoit**

|          |                        |         |
|----------|------------------------|---------|
| Sept. 29 | at Bates               | W 21-7  |
| Oct. 6   | Worcester Polytech     | L 13-14 |
| Oct. 13  | Williams               | L 7-14  |
| Oct. 20  | Rhode Island*          | W 40-7  |
| Oct. 27  | at Northeastern        | L 7-20  |
| Nov. 3   | at Vermont*            | W 6-0   |
| Nov. 10  | at Springfield College | L 14-42 |
| Nov. 17  | Tufts                  | T 6-6   |

**1952 (4-3-1; 1-2 YC / 4th)****Coach: Charlie O'Rourke****Capt: George Bicknell**

|          |                     |         |
|----------|---------------------|---------|
| Sept. 27 | Bates               | W 39-6  |
| Oct. 4   | at Connecticut*     | L 13-26 |
| Oct. 11  | Springfield College | T 20-20 |
| Oct. 18  | at Rhode Island*    | L 7-26  |
| Oct. 25  | Northeastern        | L 26-40 |
| Nov. 1   | at Brandeis         | W 26-6  |
| Nov. 8   | New Hampshire*      | W 26-13 |
| Nov. 15  | at Tufts            | W 32-0  |

**1953 (1-7; 0-3 YC / 5th)****Coach: Charlie O'Rourke****Capt: Walter Naida**

|          |                        |         |
|----------|------------------------|---------|
| Sept. 26 | at Bates               | W 34-12 |
| Oct. 3   | Connecticut*           | L 0-41  |
| Oct. 10  | at Springfield College | L 7-20  |
| Oct. 17  | Rhode Island*          | L 14-41 |
| Oct. 24  | at Northeastern        | L 14-41 |
| Oct. 31  | Brandeis               | L 14-38 |
| Nov. 14  | Tufts                  | L 6-14  |
| Nov. 21  | at New Hampshire*      | L 12-32 |

**1954 (4-4; 1-3 YC / 4th)****Coach: Charlie O'Rourke****Capt: Louis Kirsh, Frank McDermott**

|          |                  |         |
|----------|------------------|---------|
| Sept. 25 | American Int'l   | W 32-27 |
| Oct. 2   | at Harvard       | W 13-7  |
| Oct. 9   | Connecticut*     | W 20-13 |
| Oct. 16  | at Rhode Island* | L 6-52  |
| Oct. 23  | Northeastern     | L 0-39  |
| Oct. 30  | at Vermont*      | L 25-27 |
| Nov. 6   | New Hampshire*   | L 12-32 |
| Nov. 13  | at Tufts         | W 19-13 |

**1955 (4-4; 1-3 YC / 5th)****Coach: Charlie O'Rourke****Capt: John McGowan, Donald Johnson**

|          |                   |         |
|----------|-------------------|---------|
| Sept. 26 | American Int'l    | W 27-13 |
| Oct. 1   | Harvard           | L 6-60  |
| Oct. 8   | at Connecticut*   | L 13-18 |
| Oct. 15  | Rhode Island*     | L 15-39 |
| Oct. 22  | at Northeastern   | W 33-13 |
| Oct. 29  | Vermont*          | W 54-13 |
| Nov. 5   | at Brandeis       | W 17-6  |
| Nov. 19  | at New Hampshire* | L 7-21  |

**1956 (2-5-1; 1-3 YC / 5th)****Coach: Charlie O'Rourke****Capt: James Dolan, David Ingram**

|          |                      |         |
|----------|----------------------|---------|
| Sept. 22 | at American Int'l    | T 6-6   |
| Sept. 29 | at Boston University | L 6-19  |
| Oct. 13  | Connecticut*         | L 6-71  |
| Oct. 20  | at Rhode Island*     | L 13-34 |
| Oct. 27  | Northeastern         | W 12-6  |
| Nov. 3   | at Vermont*          | W 26-19 |
| Nov. 10  | Brandeis             | L 14-40 |
| Nov. 17  | New Hampshire*       | L 7-28  |

**1957 (1-5-1; 1-2-1 YC / 4th)****Coach: Charlie O'Rourke****Capt: Ronald Blume**

|          |                      |         |
|----------|----------------------|---------|
| Sept. 21 | American Int'l       | L 7-19  |
| Sept. 28 | at Boston University | L 6-66  |
| Oct. 12  | at Connecticut*      | L 6-19  |
| Oct. 19  | Rhode Island*        | L 13-27 |
| Nov. 2   | Vermont*             | W 14-13 |
| Nov. 9   | at Brandeis          | L 7-47  |
| Nov. 16  | at New Hampshire*    | T 7-7   |

**1958 (2-6; 1-3 YC / 4th)****Coach: Charlie O'Rourke****Capt: William Goodwin, Jerry Walls**

|          |                   |         |
|----------|-------------------|---------|
| Sept. 20 | at Maine*         | L 6-19  |
| Sept. 27 | Boston University | L 14-28 |
| Oct. 4   | at Brandeis       | W 36-14 |
| Oct. 11  | Connecticut*      | L 14-28 |
| Oct. 18  | at Rhode Island*  | L 8-24  |
| Oct. 25  | Northeastern      | L 0-12  |
| Nov. 8   | at Delaware       | L 14-28 |
| Nov. 15  | New Hampshire*    | W 25-24 |

**1959 (3-5-1; 2-2 YC / 2nd)****Coach: Charlie O'Rourke****Capt: Ralph Maloney, John Burgess**

|          |                   |         |
|----------|-------------------|---------|
| Sept. 19 | Maine*            | W 21-16 |
| Sept. 26 | at Harvard        | L 22-36 |
| Oct. 3   | Delaware          | L 12-42 |
| Oct. 10  | at Connecticut*   | L 0-26  |
| Oct. 17  | Rhode Island*     | L 6-30  |
| Oct. 24  | at Northeastern   | T 0-0   |
| Oct. 31  | Boston University | L 6-20  |
| Nov. 7   | Brandeis          | W 25-6  |
| Nov. 14  | at New Hampshire* | W 19-6  |

**1960 (7-2; 3-1 YC / 1st)****Yankee Conf. Champions****Coach: Charles Studley****Capt: Tom Delnickas**

|          |                         |         |
|----------|-------------------------|---------|
| Sept. 17 | at Maine* (at Portland) | W 21-13 |
| Sept. 24 | American Int'l          | W 7-6   |
| Oct. 1   | at Harvard              | W 27-12 |
| Oct. 8   | Connecticut*            | L 0-31  |
| Oct. 15  | at Rhode Island*        | W 34-16 |
| Oct. 22  | Northeastern            | W 7-0   |
| Oct. 29  | at Boston University    | L 7-20  |
| Nov. 12  | New Hampshire*          | W 35-15 |
| Nov. 19  | at Springfield College  | W 35-8  |

**1961 (5-4; 3-1 YC / 2nd)****Coach: Vic Fusia****Capt: John McCormick, Vin Caputo**

|          |                   |         |
|----------|-------------------|---------|
| Sept. 30 | American Int'l    | W 21-12 |
| Oct. 7   | Villanova         | L 13-33 |
| Oct. 14  | at Connecticut*   | W 31-13 |
| Oct. 21  | Rhode Island*     | W 25-0  |
| Oct. 28  | at Northeastern   | W 26-7  |
| Nov. 4   | Boston University | L 7-21  |
| Nov. 11  | at Holy Cross     | L 7-44  |
| Nov. 18  | at New Hampshire* | W 9-7   |
| Nov. 22  | at Maine*         | L 7-10  |

**1962 (6-3; 4-1 YC / 2nd)****Coach: Vic Fusia****Capt: Thomas Kirby, Paul Majeski**

|          |                   |         |
|----------|-------------------|---------|
| Sept. 22 | Maine*            | W 10-0  |
| Sept. 29 | at Dartmouth      | L 3-27  |
| Oct. 6   | at Bucknell       | W 21-20 |
| Oct. 13  | Connecticut*      | W 16-6  |
| Oct. 20  | at Rhode Island*  | W 42-8  |
| Oct. 27  | Boston University | L 6-20  |
| Nov. 3   | at Vermont*       | W 34-6  |
| Nov. 10  | at Villanova      | W 19-18 |
| Nov. 17  | New Hampshire*    | L 14-16 |

**1963 (8-0-1; 5-0 YC / 1st)****Yankee Conf. Champions****Coach: Vic Fusia****Capt: Paul Graham, Dick Warren**

|          |            |        |
|----------|------------|--------|
| Sept. 21 | at Maine*  | W 14-7 |
| Sept. 28 | at Harvard | T 0-0  |
| Oct. 5   | Bucknell   | W 21-0 |

|         |                      |        |
|---------|----------------------|--------|
| Oct. 12 | at Connecticut*      | W 21-3 |
| Oct. 19 | Rhode Island*        | W 57-0 |
| Oct. 26 | at Boston University | W 21-0 |
| Nov. 2  | Vermont*             | W 41-0 |
| Nov. 9  | American Int'l       | W 42-0 |
| Nov. 16 | at New Hampshire*    | W 48-2 |

**1964 (8-2; 5-0 YC / 1st)****Yankee Conf. Champions****Coach: Vic Fusia****Capt: Peter Pietz, Jerry Welchel**

|                               |                   |         |
|-------------------------------|-------------------|---------|
| Sept. 19                      | Maine*            | W 6-0   |
| Sept. 26                      | at Harvard        | L 14-20 |
| Oct. 3                        | at Buffalo        | W 24-22 |
| Oct. 10                       | Connecticut*      | W 30-0  |
| Oct. 17                       | at Rhode Island*  | W 7-0   |
| Oct. 24                       | Boston University | W 28-7  |
| Oct. 31                       | at Vermont*       | W 28-7  |
| Nov. 7                        | at Holy Cross     | W 25-6  |
| Nov. 14                       | New Hampshire*    | W 47-0  |
| Tangerine Bowl, Orlando, Fla. |                   |         |
| Dec. 12                       | East Carolina     | L 13-14 |

## 1965 (7-2; 4-1 YC / 2nd)

Coach: Vic Fusia

Capt: Bob Meers, Bernie Dallas

|          |                        |   |       |       |
|----------|------------------------|---|-------|-------|
| Sept. 18 | at Maine*              | L | 8-10  | 9215  |
| Sept. 25 | American International | W | 41-0  | 9648  |
| Oct. 2   | Buffalo                | L | 6-18  | 10200 |
| Oct. 9   | at Connecticut*        | W | 20-7  | 12551 |
| Oct. 16  | Rhode Island*          | W | 30-0  | 16100 |
| Oct. 23  | at Boston University   | W | 34-18 | 13000 |
| Oct. 30  | Vermont*               | W | 41-6  | 8400  |
| Nov. 6   | Holy Cross             | W | 27-0  | 17400 |
| Nov. 13  | at New Hampshire*      | W | 46-0  | 5000  |

## 1966 (6-3; 5-0 YC / 1st)

Yankee Conf. Champions

Coach: Vic Fusia

Capt: Rod Brooks, Ed Toner

|          |                   |   |       |       |
|----------|-------------------|---|-------|-------|
| Sept. 17 | Maine*            | W | 10-7  | 15200 |
| Sept. 24 | at Dartmouth      | L | 7-17  | 12500 |
| Oct. 8   | Connecticut*      | W | 12-6  | 12900 |
| Oct. 15  | at Rhode Island*  | W | 14-9  | 5100  |
| Oct. 22  | Boston University | W | 12-7  | 18700 |
| Oct. 29  | at Vermont*       | W | 27-21 | 10000 |
| Nov. 5   | at Holy Cross     | L | 14-16 | 15000 |
| Nov. 12  | New Hampshire*    | W | 14-7  | 6400  |
| Nov. 19  | Boston College    | L | 7-14  | 16700 |

## 1967 (7-2; 5-0 YC / 1st)

Yankee Conf. Champions

Coach: Vic Fusia

Capt: Greg Landry, Jim Mitchell

|          |                      |   |       |       |
|----------|----------------------|---|-------|-------|
| Sept. 23 | at Maine*            | W | 30-9  | 7500  |
| Sept. 30 | Dartmouth            | L | 10-28 | 18100 |
| Oct. 14  | at Connecticut*      | W | 35-14 | 11009 |
| Oct. 21  | Rhode Island*        | W | 28-24 | 16100 |
| Oct. 28  | at Boston University | W | 24-0  | 10000 |
| Nov. 4   | Vermont*             | W | 21-0  | 8000  |
| Nov. 11  | Rutgers              | W | 30-7  | 13000 |
| Nov. 18  | at New Hampshire*    | W | 14-13 | 10500 |
| Nov. 25  | at Boston College    | L | 0-25  | 16200 |

## 1968 (2-8; 2-3 YC / 3rd)

Coach: Vic Fusia

Capt: Michael McArdle, William Warnock

|                           |                   |   |       |       |
|---------------------------|-------------------|---|-------|-------|
| Sept. 21                  | Maine*            | W | 21-3  | 14000 |
| Sept. 28                  | at Buffalo        | L | 0-23  | 9434  |
| (at War Memorial Stadium) |                   |   |       |       |
| Oct. 5                    | at Delaware       | L | 23-28 | 13261 |
| Oct. 12                   | Boston University | L | 7-21  | 13200 |
| Oct. 19                   | at Rhode Island*  | L | 9-14  | 3500  |
| Oct. 26                   | Connecticut*      | L | 20-27 | 17500 |
| Nov. 2                    | at Vermont*       | W | 49-0  | 4500  |
| Nov. 9                    | at Holy Cross     | L | 20-47 | 10190 |
| Nov. 16                   | New Hampshire*    | L | 0-16  | 8000  |
| Nov. 23                   | Boston College    | L | 6-21  | 12000 |

## 1969 (6-3; 5-0 YC / 1st)

Yankee Conf. Champions

Coach: Vic Fusia

Capt: Edward Sarno, Thomas York

|          |                      |   |       |       |
|----------|----------------------|---|-------|-------|
| Sept. 20 | at Maine*            | W | 49-7  | 8302  |
| Sept. 27 | Buffalo              | L | 6-16  | 13200 |
| Oct. 4   | Delaware             | L | 21-33 | 10500 |
| Oct. 11  | at Boston University | W | 14-9  | 9772  |
| Oct. 18  | Rhode Island*        | W | 21-9  | 16200 |
| Oct. 25  | at Connecticut*      | W | 28-7  | 15134 |
| Nov. 1   | Vermont*             | W | 48-7  | 11200 |
| Nov. 15  | at New Hampshire*    | W | 48-7  | 9214  |
| Nov. 22  | at Boston College    | L | 30-35 | 20500 |

## 1970 (4-5-1; 3-1-1 YC/2nd)

Coach: Vic Fusia

Capt: John Farrelly

|          |                   |   |       |       |
|----------|-------------------|---|-------|-------|
| Sept. 19 | Maine*            | W | 28-0  | 12000 |
| Sept. 26 | at Dartmouth      | L | 0-27  | 8888  |
| Oct. 3   | at Buffalo        | L | 13-16 | 6206  |
| Oct. 10  | Boston University | L | 10-13 | 9500  |
| Oct. 17  | at Rhode Island*  | L | 7-14  | 8000  |
| Oct. 24  | Connecticut*      | T | 21-21 | 14600 |
| Oct. 31  | at Vermont*       | W | 48-6  | 3300  |
| Nov. 7   | at Holy Cross     | W | 29-13 | 12881 |
| Nov. 14  | New Hampshire*    | W | 24-14 | 12200 |
| Nov. 21  | Boston College    | L | 10-21 | 17200 |

## 1971 (4-4-1; 3-1-1 YC / 1st)

Yankee Conf. Champions

Coach: Dick MacPherson

Capt: Dennis Keating, John Hulecki

|          |                      |   |       |       |
|----------|----------------------|---|-------|-------|
| Sept. 18 | at Maine*            | W | 13-0  | 4800  |
| Sept. 25 | Dartmouth            | L | 7-31  | 16700 |
| Oct. 9   | at Boston University | L | 21-47 | 6100  |
| Oct. 16  | Rhode Island*        | L | 3-31  | 13500 |
| Oct. 23  | at Connecticut*      | T | 3-3   | 14386 |
| Oct. 30  | Vermont*             | W | 24-15 | 7000  |
| Nov. 6   | Holy Cross           | W | 38-27 | 14500 |

|         |                   |   |       |       |
|---------|-------------------|---|-------|-------|
| Nov. 13 | at New Hampshire* | W | 38-20 | 11762 |
| Nov. 20 | at Boston College | L | 0-35  | 25311 |

## 1972 (9-2; 5-0 YC / 1st)

Yankee Conf. Champions

Coach: Dick MacPherson

Capt: Clarence Brooks

|          |                   |   |       |  |
|----------|-------------------|---|-------|--|
| Sept. 23 | Maine*            | W | 37-0  |  |
| Sept. 30 | at Harvard        | W | 28-19 |  |
| Oct. 7   | at Vermont*       | W | 33-14 |  |
| Oct. 14  | Boston University | W | 44-15 |  |
| Oct. 21  | at Rhode Island*  | W | 42-7  |  |
| Oct. 28  | Connecticut*      | W | 49-16 |  |
| Nov. 4   | at Bucknell       | L | 15-28 |  |
| Nov. 11  | at Holy Cross     | L | 16-28 |  |
| Nov. 18  | New Hampshire*    | W | 42-7  |  |
| Nov. 25  | Boston College    | W | 28-7  |  |

Boardwalk Bowl, Atlantic City, N.J.

Dec. 9 California-Davis W 35-14

## 1973 (6-5; 4-2 YC / 3rd)

Coach: Dick MacPherson

Capt: John Jones, Peil Pennington

|          |                       |   |       |  |
|----------|-----------------------|---|-------|--|
| Sept. 8  | Holy Cross            | L | 28-30 |  |
| Sept. 15 | Villanova             | W | 21-20 |  |
| Sept. 22 | Maine*                | W | 20-0  |  |
| Sept. 29 | at Harvard            | L | 7-24  |  |
| Oct. 6   | at Rutgers            | W | 25-22 |  |
| Oct. 13  | at Boston University* | W | 20-6  |  |
| Oct. 20  | Rhode Island*         | L | 35-41 |  |
| Oct. 27  | at Connecticut*       | L | 6-28  |  |
| Nov. 3   | Vermont*              | W | 27-7  |  |
| Nov. 17  | at New Hampshire*     | W | 28-7  |  |
| Nov. 24  | at Boston College     | L | 14-59 |  |

## 1974 (5-6; 4-2 YC / 1st)

Yankee Conf. Champions

Coach: Dick MacPherson

Capt: Ed McAleeny, Dennis Kiernan

|          |                    |   |       |  |
|----------|--------------------|---|-------|--|
| Sept. 14 | at Villanova       | L | 13-17 |  |
| Sept. 21 | at Maine*          | W | 42-0  |  |
| Sept. 28 | at Dartmouth       | W | 14-0  |  |
| Oct. 5   | Vermont*           | L | 14-25 |  |
| Oct. 12  | Boston University* | W | 21-14 |  |
| Oct. 19  | at Rhode Island*   | W | 17-7  |  |
| Oct. 26  | Connecticut*       | L | 9-10  |  |
| Nov. 2   | at Colgate         | L | 34-42 |  |
| Nov. 9   | at Holy Cross      | L | 20-30 |  |
| Nov. 16  | New Hampshire*     | W | 27-17 |  |
| Nov. 23  | Boston College     | L | 8-70  |  |

## 1975 (8-2; 4-1 YC / 2nd)

Coach: Dick MacPherson

Capt: Ned Deane, Ed McAleeny

|          |                     |   |       |  |
|----------|---------------------|---|-------|--|
| Sept. 20 | Maine*              | W | 10-0  |  |
| Sept. 27 | Dartmouth           | W | 7-3   |  |
| Oct. 4   | Northeastern        | W | 34-14 |  |
| Oct. 11  | Boston University*  | W | 21-0  |  |
| Oct. 18  | Rhode Island*       | W | 23-7  |  |
| Oct. 25  | at Connecticut*     | W | 29-14 |  |
| Nov. 1   | at Western Illinois | W | 16-13 |  |
| Nov. 8   | Holy Cross          | W | 45-13 |  |
| Nov. 15  | at New Hampshire*   | L | 11-14 |  |
| Nov. 22  | at Boston College   | L | 14-24 |  |

## 1976 (5-5; 3-2 YC / 2nd)

Coach: Dick MacPherson

Capt: Brian McNally, John Toner

|          |                       |   |       |       |
|----------|-----------------------|---|-------|-------|
| Sept. 11 | Toledo                | W | 28-14 | 9500  |
| Sept. 18 | at Maine*             | W | 24-3  | 7100  |
| Sept. 25 | at Harvard            | L | 13-24 | 14454 |
| Oct. 9   | at Boston University* | W | 33-6  | 1000  |
| Oct. 16  | at Rhode Island*      | W | 14-7  | 8359  |
| Oct. 23  | Connecticut*          | L | 6-28  | 14900 |
| Oct. 30  | at Rutgers            | L | 7-24  | 20100 |
| Nov. 6   | at Holy Cross         | W | 21-14 | 10011 |
| Nov. 13  | New Hampshire*        | L | 0-23  | 10900 |
| Nov. 20  | Boston College        | L | 0-35  | 13300 |

## 1977 (8-3; 5-0 YC / 1st)

Yankee Conf. Champions

NCAA Div. II First Round

Coach: Dick MacPherson

Capt: John Gladchuk, Peter McCarthy

|          |                    |   |       |       |
|----------|--------------------|---|-------|-------|
| Sept. 10 | at Army            | L | 10-34 | 22101 |
| Sept. 17 | Maine*             | W | 28-0  | 8400  |
| Sept. 24 | at Harvard         | W | 17-0  | 10116 |
| Oct. 1   | Youngstown State   | W | 54-13 | 7200  |
| Oct. 8   | Boston University* | W | 41-16 | 4700  |
| Oct. 15  | Rhode Island*      | W | 37-6  | 10500 |
| Oct. 22  | at Connecticut*    | W | 10-0  | 7122  |
| Nov. 5   | Holy Cross         | W | 28-6  | 8100  |
| Nov. 12  | at New Hampshire*  | W | 19-6  | 20000 |
| Nov. 19  | at Boston College  | L | 7-34  | 30846 |

NCAA Division II Playoffs, Amherst, Mass.

Nov. 26 Lehigh L 23-30 4964

## 1978 (9-4; 5-0 YC / 1st)

Yankee Conf. Champions

NCAA Finalists

Coach: Bob Pickett

Capt: Bruce Kimball, Joe McLaughlin

|          |                       |   |       |       |
|----------|-----------------------|---|-------|-------|
| Sept. 16 | Villanova             | L | 21-25 | 8800  |
| Sept. 23 | at Maine*             | W | 40-6  | 7200  |
| Sept. 30 | at Harvard            | L | 0-10  | 12200 |
| Oct. 7   | Morgan State          | W | 38-6  | 6700  |
| Oct. 14  | at Boston University* | W | 31-7  | 3570  |
| Oct. 21  | at Rhode Island*      | W | 19-17 | 7995  |
| Oct. 28  | Connecticut*          | W | 17-10 | 14200 |
| Nov. 4   | Rutgers               | L | 11-21 | 9800  |
| Nov. 11  | at Holy Cross         | W | 33-8  | 20614 |
| Nov. 18  | New Hampshire*        | W | 34-7  | 11300 |
| Nov. 25  | Boston College        | W | 27-0  | 7950  |

NCAA Division I-AA Playoffs, Reno, Nev.

NCAA Division I-AA Championship

Pioneer Bowl, Wichita Falls, Texas

|         |             |   |       |       |
|---------|-------------|---|-------|-------|
| Dec. 16 | Florida A&M | L | 28-35 | 13604 |
|---------|-------------|---|-------|-------|

## 1979 (6-4; 4-1 YC / 1st)

Yankee Conf. Champions

Coach: Bob Pickett

Capt: Mike McEvilly, Kevin Sullivan

|          |                        |   |       |       |
|----------|------------------------|---|-------|-------|
| Sept. 15 | at Villanova           | L | 7-35  | 8500  |
| Sept. 22 | Maine*                 | W | 38-14 | 3990  |
| Sept. 29 | at Harvard             | W | 20-7  | 15000 |
| Oct. 6   | North Carolina Central | W | 48-7  | 7400  |
| Oct. 13  | Boston University*     | W | 20-6  | 10800 |
| Oct. 20  | Rhode Island*          | W | 24-0  | 13500 |
| Oct. 27  | at Connecticut*        | L | 0-24  | 10677 |
| Nov. 10  | Holy Cross             | L | 18-20 | 6300  |
| Nov. 17  | at New Hampshire*      | W | 29-0  | 8750  |
| Nov. 24  | at Boston College      | L | 3-41  | 28475 |

## 1980 (7-3; 4-1 YC / 2nd)

Coach: Bob Pickett

Capt: Fred Read, Bob Manning, Frank DiTommaso

|          |                       |   |       |       |
|----------|-----------------------|---|-------|-------|
| Sept. 20 | Villanova             | W | 24-12 | 11494 |
| Sept. 27 | Delaware State        | W | 39-0  | 9700  |
| Oct. 4   | at Rhode Island*      | W | 26-8  | 10443 |
| Oct. 11  | Delaware              | L | 17-21 | 10400 |
| Oct. 18  | at Maine*             | W | 21-14 | 2700  |
| Oct. 25  | at Boston University* | L | 0-3   | 1520  |
| Nov. 1   | Connecticut*          | W | 39-21 | 12146 |
| Nov. 8   | at Holy Cross         | W | 17-13 | 7121  |
| Nov. 15  | New Hampshire*        | W | 17-0  | 9206  |
| Nov. 22  | Boston College        | L | 12-13 | 15216 |

## 1981 (6-3; 4-1 YC / 1st)

Yankee Conf. Champions

Coach: Bob Pickett

Capt: Peter DiTommaso, Jerry Gordon

|          |                    |   |       |       |
|----------|--------------------|---|-------|-------|
| Sept. 19 | Holy Cross         | W | 13-10 | 9960  |
| Sept. 26 | Dartmouth          | W | 10-8  | 11855 |
| Oct. 3   | Rhode Island*      | L | 10-16 | 11905 |
| Oct. 10  | at Delaware        | L | 15-38 | 19581 |
| Oct. 17  | Maine*             | W | 20-7  | 7711  |
| Oct. 24  | Boston University* | W | 34-20 | 12383 |
| Oct. 31  | at Connecticut*    | W | 29-24 | 15982 |
| Nov. 7   | at Boston College  | L | 22-52 | 20400 |
| Nov. 14  | at New Hampshire*  | W | 20-9  | 10300 |

## 1982 (5-6; 3-2 YC / 1st)

Yankee Conf. Champions

Coach: Bob Pickett

Capt: Dwayne Lopes, Jerry Gordon, Tom Murray

|          |    |                        |   |       |       |
|----------|----|------------------------|---|-------|-------|
| Sept. 11 |    | West Chester State     | W | 25-3  | 10623 |
| Sept. 18 | at | Holy Cross             | L | 14-27 | 13251 |
| Sept. 25 | at | Harvard                | L | 14-31 | 12500 |
| Oct. 2   | at | Rhode Island*          | W | 17-7  | 9443  |
| Oct. 9   |    | Delaware               | L | 13-14 | 10411 |
| Oct. 16  | at | Maine*                 | L | 24-42 | 9800  |
| Oct. 23  | at | Boston University*     | L | 6-42  | 8249  |
| Oct. 30  |    | Connecticut*           | W | 30-14 | 9932  |
| Nov. 6   |    | Boston College         | L | 21-34 | 16023 |
| Nov. 13  |    | New Hampshire*         | W | 27-0  | 4871  |
| Nov. 20  |    | American International | W | 29-13 | 5263  |



**1984 (3-8; 1-4 YC / 5th)****Coach: Bob Stull****Capt: Tom McEvilly, Peter Tracy**

|          |                       |   |       |       |
|----------|-----------------------|---|-------|-------|
| Sept. 1  | Ball State            | W | 26-10 | 8946  |
| Sept. 8  | Lehigh                | L | 14-21 | 11871 |
| Sept. 22 | at Holy Cross         | L | 7-35  | 17641 |
| Sept. 29 | Northeastern          | W | 3-0   | 8633  |
| Oct. 6   | at Rhode Island*      | L | 19-20 | 10227 |
| Oct. 13  | Richmond              | L | 7-24  | 8229  |
| Oct. 20  | at Maine*             | L | 7-20  | 7200  |
| Oct. 27  | at Boston University* | L | 21-31 | 3161  |
| Nov. 3   | Connecticut*          | L | 16-21 | 13031 |
| Nov. 10  | at Delaware           | L | 14-27 | 13367 |
| Nov. 17  | New Hampshire*        | W | 14-10 | 5621  |

**1985 (7-4; 4-1 YC / 2nd)****Coach: Bob Stull****Capt: Paul Platek, George Barnwell**

|          |                    |   |       |       |
|----------|--------------------|---|-------|-------|
| Sept. 7  | Morgan State       | W | 38-9  | 11918 |
| Sept. 14 | at Richmond        | L | 14-19 | 14068 |
| Sept. 21 | Holy Cross         | W | 27-3  | 13814 |
| Sept. 28 | at Harvard         | L | 3-10  | 15000 |
| Oct. 5   | Rhode Island*      | L | 3-7   | 6871  |
| Oct. 12  | at Northeastern    | W | 10-7  | 5100  |
| Oct. 19  | Maine*             | W | 20-7  | 5644  |
| Oct. 26  | Boston University* | W | 17-14 | 11072 |
| Nov. 2   | at Connecticut*    | W | 21-7  | 11340 |
| Nov. 9   | Delaware           | L | 24-27 | 9121  |
| Nov. 16  | at New Hampshire*  | W | 21-17 | 8419  |

**1986 (8-3; 5-2 YC / 1st)****Yankee Conf. Champions****Coach: Jim Reid****Capt: Stan Kaczorowski, Paul Manganaro**

|          |                       |   |       |       |
|----------|-----------------------|---|-------|-------|
| Sept. 6  | at James Madison      | W | 16-14 | 12400 |
| Sept. 13 | Richmond*             | W | 24-21 | 13642 |
| Sept. 27 | Northeastern          | W | 31-28 | 13753 |
| Oct. 4   | at Rhode Island*      | W | 31-17 | 6356  |
| Oct. 11  | Delaware*             | L | 13-41 | 13888 |
| Oct. 18  | at Maine*             | W | 23-13 | 8500  |
| Oct. 25  | at Boston University* | W | 34-25 | 12249 |
| Nov. 1   | at Holy Cross         | L | 7-41  | 18861 |
| Nov. 8   | at Harvard            | W | 17-7  | 1250  |
| Nov. 15  | New Hampshire*        | W | 38-31 | 8117  |
| Nov. 22  | Connecticut*          | L | 17-20 | 10973 |

**1987 (3-8; 2-5 YC / 5th)****Coach: Jim Reid****Capt: Peter Montini, Vito Perrone, Jim Vertucci**

|          |                     |   |       |       |
|----------|---------------------|---|-------|-------|
| Sept. 12 | Maine*              | L | 14-31 | 11242 |
| Sept. 19 | at Richmond* (4 ot) | L | 51-52 | 15202 |
| Sept. 26 | James Madison       | L | 15-21 | 10303 |
| Oct. 3   | Rhode Island*       | W | 42-7  | 9801  |
| Oct. 10  | at Delaware*        | L | 34-37 | 21764 |
| Oct. 17  | at Connecticut*     | L | 17-21 | 8013  |
| Oct. 24  | Boston University*  | W | 10-7  | 12410 |
| Oct. 31  | Holy Cross          | L | 10-54 | 15214 |
| Nov. 7   | at Villanova        | L | 27-44 | 13400 |
| Nov. 14  | at New Hampshire*   | L | 10-17 | 6580  |
| Nov. 21  | at Northeastern     | W | 27-7  | 3830  |

**1988 (8-4; 6-2 YC / 1st)****Yankee Conf. Champions****NCAA Fris Round****Coach: Jim Reid****Capt: Bill Buttler, John McKeown, Nick Salmon**

|  |                     |   |       |       |
|--|---------------------|---|-------|-------|
| Sept. 10                                   | Maine*              | W | 45-42 | 12458 |
| Sept. 17                                   | at Ball State       | L | 17-44 | 9370  |
| Sept. 24                                   | at Harvard          | W | 45-28 | 7500  |
| Oct. 1                                     | Boston University*  | W | 44-27 | 12840 |
| Oct. 8                                     | at Rhode Island*    | W | 26-7  | 5117  |
| Oct. 15                                    | Connecticut*        | L | 14-35 | 14301 |
| Oct. 22                                    | at Delaware*        | L | 7-10  | 22301 |
| Oct. 29                                    | Northeastern        | W | 21-6  | 7240  |
| Nov. 5                                     | at Richmond*        | W | 26-16 | 9026  |
| Nov. 12                                    | Villanova*          | W | 17-6  | 5829  |
| Nov. 19                                    | at New Hampshire*   | W | 64-42 | 8650  |
| NCAA Division I-AA Playoffs, Richmond, Ky. |                     |   |       |       |
| Nov. 26                                    | at Eastern Kentucky | L | 17-28 | 4600  |

**1989 (5-5-1; 3-5 YC / 7th)****Coach: Jim Reid****Capt: Joe Cullen, Chip Mitchell**

|          |                       |   |       |       |
|----------|-----------------------|---|-------|-------|
| Sept. 9  | James Madison         | T | 28-28 | 9428  |
| Sept. 16 | at Lehigh             | W | 42-23 | 6123  |
| Sept. 23 | at Maine*             | L | 23-40 | 10389 |
| Sept. 30 | at Boston University* | L | 19-41 | 5655  |
| Oct. 7   | Rhode Island*         | W | 31-6  | 10102 |
| Oct. 14  | at Connecticut* (ot)  | L | 33-39 | 12440 |
| Oct. 21  | Delaware*             | L | 14-21 | 4780  |
| Oct. 28  | at Northeastern       | W | 31-27 | 7060  |
| Nov. 4   | Richmond*             | W | 17-14 | 5926  |
| Nov. 11  | at Villanova*         | L | 26-29 | 7109  |
| Nov. 18  | New Hampshire*        | W | 34-28 | 4114  |

**1990 (8-2-1; 7-1 YC / 1st)****Yankee Conf. Champions****Coach: Jim Reid****Capt: Pat Doran, Anthony Giudice, Paul Mayberry**

|  |                         |   |       |       |
|--|-------------------------|---|-------|-------|
| Sept. 8  | at Holy Cross (-/7)     | T | 10-10 | 16444 |
| Sept. 15                                       | Maine*                  | W | 21-10 | 10431 |
| Sept. 29                                       | Boston Univ.* (19/-)    | W | 47-16 | 8247  |
| Oct. 6   | at Rhode Island* (10/-) | W | 16-13 | 9407  |
| Oct. 13  | Connecticut* (9/-)      | W | 38-19 | 2459  |
| Oct. 20  | at Delaware* (8/-)      | W | 17-3  | 22184 |
| Oct. 27  | Northeastern (8/-)      | W | 28-21 | 8810  |
| Nov. 3   | at Richmond* (8/-)      | W | 26-9  | 7012  |
| Nov. 10  | Villanova* (5/-)        | W | 3-0   | 1100  |
| Nov. 17  | at New Hampshire* (4/-) | L | 18-36 | 8062  |
| NCAA Division I-AA Playoffs, Williamsburg, Va. |                         |   |       |       |
| Nov. 24  | at William & Mary (9/7) | L | 0-38  | 7027  |

**1991 (4-7; 3-5 YC / 4th)****Coach: Jim Reid****Capt: Kai Dietiker, Matt Tulley, Allen Williams**

|                    |                         |   |       |       |
|--------------------|-------------------------|---|-------|-------|
| Sept. 7            | Delaware* (19/-)        | L | 7-24  | 9527  |
| Sept. 14           | Holy Cross (-/11)       | L | 20-22 | 13562 |
| Sept. 21           | at Maine*               | W | 10-3  | 9746  |
| Sept. 28           | at Boston University*   | W | 15-7  | 3074  |
| Oct. 5             | at James Madison (-/19) | L | 7-24  | 15104 |
| Oct. 12            | Rhode Island*           | L | 14-17 | 9427  |
| Oct. 19            | at Connecticut*         | L | 21-26 | 10142 |
| Nov. 2             | at Northeastern         | W | 27-12 | 4620  |
| at Foxboro Stadium |                         |   |       |       |
| Nov. 9             | Richmond*               | W | 42-14 | 4427  |
| Nov. 16            | at Villanova* (-/6)     | L | 14-24 | 6100  |
| Nov. 23            | New Hampshire* (-/12)   | L | 28-35 | 4126  |

**1992 (7-3; 5-3 YC / 3rd)****Coach: Mike Hodges****Capt: John Creamer, Bill Durkin**

|          |                          |   |       |       |
|----------|--------------------------|---|-------|-------|
| Sept. 12 | at Delaware* (-/9)       | L | 13-33 | 17299 |
| Sept. 19 | at Holy Cross (-/20)     | W | 7-3   | 10802 |
| Sept. 26 | Boston University*       | W | 30-28 | 5846  |
| Oct. 10  | at Rhode Island*         | W | 32-7  | 6141  |
| Oct. 17  | Connecticut*             | W | 20-7  | 10909 |
| Oct. 24  | Villanova* (-/10)        | W | 13-9  | 6891  |
| Oct. 31  | Northeastern (18/-)      | W | 22-10 | 5051  |
| Nov. 7   | at Richmond* (15/16)     | W | 17-13 | 10402 |
| Nov. 14  | Maine* (15/-)            | L | 13-21 | 6001  |
| Nov. 21  | at New Hampshire* (20/-) | L | 13-20 | 5398  |

**1993 (9-2; 6-2 YC / 2nd NE)****Coach: Mike Hodges****Capt: Scott Assenoco, Bill Durkin, Mario Perry, Matt Rajotte**

|          |                        |           |        |       |
|----------|------------------------|-----------|--------|-------|
| Sept. 11 | Holy Cross             | W         | 37-7   | 12887 |
| Sept. 18 | at Maine* (25/-)       | (forfeit) | L13-17 | 7924  |
| Sept. 25 | at Boston University*  | L         | 9-28   | 7508  |
| Oct. 2   | James Madison          | W         | 33-10  | 14207 |
| Oct. 9   | Rhode Island*          | W         | 36-14  | 5142  |
| Oct. 16  | at Connecticut*        | W         | 20-17  | 12001 |
| Oct. 23  | Delaware* (-/7)        | W         | 43-29  | 13102 |
| Oct. 30  | at Northeastern*       | W         | 21-17  | 5500  |
| Nov. 6   | Richmond (25/-)        | W         | 29-24  | 5139  |
| Nov. 13  | William & Mary* (-/10) | L         | 28-45  | 3222  |
| Nov. 20  | New Hampshire*         | W         | 15-13  | 4712  |

Maine defeated UMass 17-13, but later forfeited the game due to the use of ineligible players. UMass counts the game as a win.

**1994 (5-6; 4-4 YC/3rd NE)****Coach: Mike Hodges****Capt: Ben Albert, Rene Ingoglia**

|          |                          |   |       |       |
|----------|--------------------------|---|-------|-------|
| Sept. 10 | at Richmond (25/-)       | L | 13-14 | 9822  |
| Sept. 17 | at Holy Cross            | W | 32-0  | 12271 |
| Sept. 24 | Maine*                   | W | 20-14 | 14873 |
| Oct. 1   | Rhode Island*            | W | 22-12 | 10812 |
| Oct. 8   | at New Hampshire*        | L | 11-14 | 9018  |
| Oct. 15  | at William & Mary* (-/7) | W | 23-14 | 9042  |
| Oct. 22  | at Delaware*             | L | 14-52 | 18978 |
| Oct. 29  | Boston University* (-/8) | L | 24-28 | 15184 |
| Nov. 5   | Northeastern*            | W | 27-24 | 6511  |
| Nov. 12  | Youngstown State (-/1)   | L | 9-28  | 6150  |
| Nov. 19  | Connecticut*             | L | 13-21 | 7296  |

**1995 (6-5; 3-5 YC / 4th NE)****Coach: Mike Hodges****Capt: Vernard Fennell, Rene Ingoglia**

|          |                        |   |       |       |
|----------|------------------------|---|-------|-------|
| Sept. 9  | Richmond* (19/-)       | L | 7-21  | 8614  |
| Sept. 16 | Holy Cross             | W | 51-0  | 8819  |
| Sept. 23 | at Northeastern*       | W | 21-19 | 3500  |
| Sept. 30 | at Rhode Island*       | L | 0-34  | 5005  |
| Oct. 7   | New Hampshire*         | L | 29-32 | 11191 |
| Oct. 14  | at Buffalo             | W | 33-9  | 5665  |
| Oct. 21  | William & Mary* (-/12) | W | 20-9  | 5011  |
| Oct. 28  | Lehigh                 | W | 44-36 | 5871  |
| Nov. 4   | at Maine* (ot)         | L | 21-24 | 2139  |
| Nov. 11  | at Boston University*  | W | 28-23 | 6095  |
| Nov. 18  | at Connecticut*        | L | 7-20  | 8479  |

**1996 (6-5; 4-4 YC/3rd NE)****Coach: Mike Hodges****Capt: Kory Blackwell, Mark Shalala**

|          |                           |   |       |       |
|----------|---------------------------|---|-------|-------|
| Sept. 7  | at Villanova              | L | 14-50 | 6207  |
| Sept. 14 | at Holy Cross             | W | 28-10 | 8770  |
| Sept. 21 | at Richmond* (ot)         | W | 23-17 | 15237 |
| Sept. 28 | Northeastern*             | W | 21-14 | 12206 |
| Oct. 5   | at Rhode Island*          | L | 21-41 | 5390  |
| Oct. 12  | Boston University*        | W | 43-12 | 15201 |
| Oct. 19  | Buffalo                   | W | 41-20 | 8819  |
| Oct. 26  | at New Hampshire* (-/24)  | L | 7-40  | 6851  |
| Nov. 2   | at Maine*                 | L | 14-22 | 6251  |
| Nov. 9   | at William & Mary* (-/13) | L | 6-30  | 6867  |
| Nov. 16  | Connecticut*              | W | 39-38 | 7216  |

**1997 (2-9; 1-7 A-10/5th NE)****Coach: Mike Hodges****Capt: Mike Dawson, Khari Samuel, Geoff Thomas**

|          |                       |   |       |       |
|----------|-----------------------|---|-------|-------|
| Aug. 30  | Richmond#             | L | 6-21  | 10837 |
| Sept. 13 | at Maine#             | L | 6-49  | 4363  |
| Sept. 20 | at James Madison#     | L | 10-13 | 11300 |
| Sept. 27 | Rhode Island#         | W | 18-14 | 8218  |
| Oct. 4   | New Hampshire#        | L | 10-28 | 14835 |
| Oct. 11  | at Villanova# (-/3)   | L | 27-49 | 7109  |
| Oct. 18  | at Buffalo            | W | 26-20 | 6052  |
| Oct. 25  | Delaware (-/4)        | L | 9-40  | 5317  |
| Nov. 1   | Hofstra (-/24)        | L | 13-51 | 2510  |
| Nov. 8   | at Boston University# | L | 8-33  | 3140  |
| Nov. 15  | Connecticut#          | L | 16-49 | 2870  |

**1998 (12-3; 6-2 A-10/1st NE)****National Champions****Atlantic 10 Champions****Coach: Mark Whipple****Capt: Khari Samuel, Kerry Taylor**

|          |                              |        |       |       |
|----------|------------------------------|--------|-------|-------|
| Sept. 3  | at Delaware (-/3)            | L      | 30-33 | 20744 |
| Sept. 12 | at Richmond#                 | W      | 22-17 | 10219 |
| Sept. 26 | Buffalo                      | W      | 51-27 | 11672 |
| Oct. 3   | at Hofstra (-/6)             | W      | 40-35 | 5308  |
| Oct. 10  | James Madison# (24/-)        | W      | 28-26 | 14202 |
| Oct. 17  | at Connecticut# (18/15) (ot) | L41-44 |       | 8581  |
| Oct. 24  | Villanova# (19/22)           | W      | 36-26 | 12135 |
| Oct. 31  | at New Hampshire# (16/-)     | W      | 27-26 | 3578  |
| Nov. 7   | at Rhode Island# (12/-)      | W      | 23-13 | 5036  |
| Nov. 14  | Maine# (10/-)                | W      | 55-34 | 10355 |
| Nov. 21  | Connecticut# (7/9)           | L      | 27-28 | 16392 |

NCAA Division I-AA First Round, Lake Charles, La.

Nov. 28 at McNeese State (12/6) W 21-19 11349

NCAA Division I-AA Quarterfinals, Amherst, Mass.

Dec. 5 Lehigh (12/-) W 27-21 12108

NCAA Division I-AA Semifinals, Natchitoches, La.

Dec. 12 at Northwestern State (12/2) W41-31 10424

NCAA Division I-AA Championship, Chattanooga, Tenn.

Dec. 19 Georgia Southern (12/1) W 55-43 17501

**1999 (9-4; 7-1 A-10 / 1st)****Atlantic 10 Champions****NCAA Quarterfinals****Coach: Mark Whipple****Capt: Todd Bankhead, Matt Dawson**

|          |                           |   |       |       |
|----------|---------------------------|---|-------|-------|
| Sept. 11 | New Hampshire# (2/-)      | W | 34-19 | 14120 |
| Sept. 18 | at Villanova# (2/-)       | L | 21-26 | 9117  |
| Sept. 25 | at Toledo (9/-)           | L | 3-24  | 20916 |
| Oct. 2   | Hofstra (16/6)            | L | 14-27 | 13827 |
| Oct. 9   | Northeastern#             | W | 77-0  | 15747 |
| Oct. 16  | at Maine# (25/-)          | W | 38-17 | 6874  |
| Oct. 23  | at Delaware# (24/12)      | W | 26-19 | 19590 |
| Oct. 30  | Rhode Island# (20/-)      | W | 31-9  | 13879 |
| Nov. 6   | at Richmond (17/-)        | W | 33-6  | 11351 |
| Nov. 13  | at William & Mary# (17/-) | W | 25-16 | 7055  |
| Nov. 20  | Connecticut# (13/-)       | W | 62-20 | 15847 |

NCAA Division I-AA First Round, Greenville, S.C.

Nov. 27 at Furman (ot) (10/8) W 30-23

|          |                       |   |       |       |
|----------|-----------------------|---|-------|-------|
| Sept. 22 | at Delaware# (RV/23)  | L | 7-35  | 20372 |
| Sept. 29 | at Hofstra# (-/12)    | L | 6-36  | 2995  |
| Oct. 13  | New Hampshire# (-/RV) | L | 24-35 | 10117 |
| Oct. 20  | James Madison#        | W | 43-20 | 10264 |
| Oct. 27  | Villanova# (-/RV)     | L | 13-47 | 7897  |
| Nov. 3   | Northeastern#         | W | 17-10 | 8535  |
| Nov. 10  | at Maine# (-/20)      | L | 7-37  | 3341  |
| Nov. 17  | Rhode Island# (-/15)  | W | 24-7  | 6085  |
| Nov. 23  | Richmond#             | L | 7-35  | 3582  |

## 2002 (8-4; 6-3 A-10/3rd)

**Coach: Mark Whipple**

**Capt: Maikel Miret, Corey Potter**

|          |                          |   |       |       |
|----------|--------------------------|---|-------|-------|
| Sept. 7  | Central Conn. (RV/-)     | W | 52-3  | 8103  |
| Sept. 14 | American Int'l (RV/-)    | W | 42-13 | 7064  |
| Sept. 21 | at Villanova# (RV/18)    | L | 17-42 | 6651  |
| Sept. 28 | at North Carolina State  | L | 24-56 | 51221 |
| Oct. 5   | at Richmond# (-/RV)      | W | 34-13 | 6927  |
| Oct. 12  | Maine# (RV/2)            | W | 20-10 | 5183  |
| Oct. 19  | Villanova# (20/4)        | W | 17-16 | 11208 |
| Oct. 26  | at James Madison# (16/-) | W | 14-7  | 11567 |
| Nov. 2   | Delaware# (13/RV)        | W | 17-7  | 11553 |
| Nov. 9   | at New Hampshire# (12/-) | L | 14-31 | 3686  |
| Nov. 16  | Hofstra# (19/-)          | L | 28-31 | 5090  |
| Nov. 23  | at Rhode Island# (RV/-)  | W | 48-21 | 2501  |

## 2003 (10-3; 8-1 A-10/1st)

**Atlantic 10 Champions**

**NCAA First Round**

**Coach: Mark Whipple**

**Capt: Jeremy Cain, Jeff Krohn, Anton McKenzie**

|  |    |                         |         |       |       |
|--|----|-------------------------|---------|-------|-------|
| Sept. 6  |    | Central Connecticut     | (12/-)W | 51-7  | 8360  |
| Sept. 13                                       | at | Kansas State (10/7 I-A) | L       | 7-38  | 46102 |
| Sept. 20                                       | at | Maine# (12/16)          | W       | 24-16 | 7316  |
| Sept. 27                                       |    | James Madison# (10/RV)  | W       | 31-26 | 10196 |
| Oct. 4   |    | New Hampshire# (9/-)    | W       | 44-30 | 7085  |
| Oct. 11  | at | William & Mary# (7/-)   | W       | 24-14 | 4868  |
| Oct. 18  |    | Hofstra (6/-)           | W       | 27-22 | 7323  |
| Oct. 25  | at | Villanova# (5/2)        | W       | 19-14 | 9125  |
| Nov. 1   |    | Northeastern# (4/RV)    | W       | 28-24 | 7106  |
| Nov. 8   |    | Richmond# (4/-)         | W       | 30-17 | 6167  |
| Nov. 15  | at | Delaware# (3 ot) (3/6)  | L       | 45-51 | 21804 |
| Nov. 22  |    | Rhode Island# (7/-)     | W       | 31-17 | 7087  |
| NCAA Division I-AA First Round, Hamilton, N.Y. |    |                         |         |       |       |
| Nov. 29  | at | Colgate(5/-)            | L       | 7-19  | 4197  |

## 2004 (6-5; 4-4 A-10/2nd)

**Coach: Don Brown**

**Capt: Steve Costello, Rob Kane, Jason Peebler, Serge Tikum**

|          |                           |         |       |       |
|----------|---------------------------|---------|-------|-------|
| Sept. 4  | at Delaware State         | (19/-)W | 51-0  | 1750  |
| Sept. 11 | Colgate (14/4)            | W       | 30-20 | 16405 |
| Sept. 18 | Richmond# (9/-)           | L       | 14-24 | 4986  |
| Sept. 25 | Delaware# (16/4)          | L       | 7-21  | 11298 |
| Oct. 2   | at Boston College (19/-)  | L       | 7-29  | 43262 |
| Oct. 9   | at James Madison# (RV/19) | L       | 7-28  | 15321 |
| Oct. 16  | at New Hampshire#(RV/7)   | W       | 38-21 | 7630  |
| Oct. 23  | at Rhode Island#(RV/-)    | L       | 24-27 | 4376  |
| Oct. 30  | Maine# (ot) (-/19)        | W       | 35-34 | 5632  |
| Nov. 6   | at Northeastern#          | W       | 26-22 | 4216  |
| Nov. 20  | Hofstra# (RV/-)           | W       | 40-30 | 5867  |

## 2005 (7-4; 6-2 A-10/2nd)

**Coach: Don Brown**

**Capt: Shannon James, Colin Stotzel, Serge Tikum**

|          |                        |   |       |       |
|----------|------------------------|---|-------|-------|
| Sept. 1  | at Richmond# (15/-)    | W | 19-6  | 6040  |
| Sept. 10 | at Colgate (15/-)      | L | 14-17 | 3417  |
| Sept. 17 | Albany (25/-)          | W | 40-0  | 10177 |
| Sept. 24 | Rhode Island # (24/25) | W | 14-6  | 15314 |
| Oct. 8   | Northeastern# (18/-)   | W | 27-0  | 4257  |
| Oct. 15  | James Madison# (13/4)  | W | 10-7  | 4476  |
| Oct. 22  | at Maine# (8/-)        | W | 35-14 | 6560  |
| Oct. 29  | New Hampshire# (7/4)   | L | 28-34 | 12539 |
| Nov. 5   | at Delaware# (8/RV)    | W | 35-7  | 22078 |
| Nov. 12  | at Army (5/-)          | L | 27-34 | 34055 |
| Nov. 19  | at Hofstra# (7/-)      | L | 10-21 | 3502  |

## 2006 (13-2; 8-0 A-10/1st)

**Atlantic 10 Champions**

**NCAA Finalists**

**Coach: Don Brown**

**Capt: Steve Baylark, James Ihedigbo, Alex Miller**

|  |                         |   |       |       |
|--|-------------------------|---|-------|-------|
| Sept. 2  | Colgate (10/RV)         | W | 28-7  | 8191  |
| Sept. 9  | at Navy (9/-)           | L | 20-21 | 30117 |
| Sept. 16   | at Villanova# (9/-)     | W | 31-21 | 10887 |
| Sept. 23   | Stony Brook (9/-)       | W | 48-7  | 9001  |
| Oct. 7   | William & Mary# (10/-)  | W | 48-7  | 15822 |
| Oct. 14  | at Towson# (8/22)       | W | 35-0  | 6820  |
| Oct. 21  | Rhode Island# (6/-)     | W | 41-16 | 15522 |
| Oct. 28  | at Northeastern# (4/-)  | W | 7-0   | 550   |
| Nov. 4   | at New Hampshire# (3/9) | W | 28-20 | 10598 |
| Nov. 11  | Maine# (3/19)           | W | 10-9  | 13166 |
| Nov. 18  | Hofstra# (3/-)          | W | 22-16 | 9211  |
| NCAA Division I-AA First Round, Amherst, Mass.   |                         |   |       |       |
| Nov. 25  | Lafayette (3/RV)        | W | 35-14 | 5388  |
| NCAA Division I-AA Quarterfinals, Amherst, Mass. |                         |   |       |       |
| Dec. 2   | New Hampshire (3/9)     | W | 24-17 | 17000 |
| NCAA Division I-AA Semifinals, Missoula, Mont.   |                         |   |       |       |

|   |                         |   |       |       |
|---|-------------------------|---|-------|-------|
| Dec. 8  | at Montana (3/2)        | W | 19-17 | 23454 |
| NCAA Division I-AA Championship, Chattanooga, Tenn. |                         |   |       |       |
| Dec. 15   | Appalachian State (3/1) | L | 17-28 | 22808 |

## 2007 (10-3; 7-1 CAA/1st)

**CAA Champions**

**NCAA Quarterfinals**

**Coach: Don Brown**

**Capt: Matt Austin, Jason Hatchell, J.J. Moore, Charles Walker**

|   |                             |   |       |       |
|---|-----------------------------|---|-------|-------|
| Sept. 1   | Holy Cross (3/RV)           | W | 40-30 | 12264 |
| Sept. 8   | at Colgate (2/RV)           | W | 35-17 | 3211  |
| Sept. 15  | Towson# (3/23)              | W | 36-13 | 8218  |
| Sept. 22  | at Maine# (3/-)             | W | 38-7  | 6167  |
| Sept. 29  | at Boston College (2/12FBS) | L | 14-24 | 44111 |
| Oct. 13   | Villanova# (4ot) (4/RV)     | W | 32-24 | 16174 |
| Oct. 20   | Northeastern# (4/-)         | W | 24-7  | 14189 |
| Oct. 27   | at William & Mary# (4/-)    | W | 48-34 | 10178 |
| Nov. 3  | at Rhode Island# (ot) (3/-) | L | 6-12  | 4118  |
| Nov. 10   | New Hampshire# (8/14)       | W | 27-7  | 14190 |
| Nov. 17   | at Hofstra# (8/22)          | W | 27-5  | 2915  |
| NCAA Division FCS First Round, Amherst, Mass.     |                             |   |       |       |
| Nov. 24   | Fordham (7/25)              | W | 49-35 | 5224  |
| NCAA Division FCS Quarterfinals, Carbondale, Ill. |                             |   |       |       |
| Dec. 1  | at Southern Illinois (7/4)  | L | 27-34 | 6560  |

## 2008 (7-5; 4-4 CAA/3rd)

**Coach: Don Brown**

**Capt: Sean Calicchio, Liam Coen, Brandon Collier, Sean Smalls**

|          |                           |   |       |       |
|----------|---------------------------|---|-------|-------|
| Aug. 30  | Albany (5/RV)             | W | 28-16 | 15112 |
| Sept. 6  | at Holy Cross (4/RV)      | W | 45-42 | 12871 |
| Sept. 13 | at James Madison# (3/7)   | L | 38-52 | 15747 |
| Sept. 20 | at Texas Tech (9/10FBS)   | L | 14-56 | 53190 |
| Oct. 4   | Delaware# (18/16)         | W | 17-7  | 16422 |
| Oct. 11  | at Northeastern# (13/RV)  | W | 28-24 | 4155  |
| Oct. 18  | Richmond# (10/9)          | L | 15-30 | 15953 |
| Oct. 25  | Bryant (17/-)             | W | 42-7  | 12521 |
| Nov. 1   | at Rhode Island# (15/-)   | W | 49-0  | 7201  |
| Nov. 8   | Maine# (13/RV)            | L | 20-21 | 9182  |
| Nov. 15  | at New Hampshire# (22/13) | L | 21-52 | 6231  |
| Nov. 22  | Hofstra# (RV/-)           | W | 28-14 | 5108  |

## 2009 (5-6; 3-5 CAA/3rdT N)

**Coach: Kevin Morris**

**Capt: Vladimir Ducasce, Jeromy Miles**

|          |                        |   |       |       |
|----------|------------------------|---|-------|-------|
| Sept. 5  | at Kansas State (17/-) | L | 17-21 | 50750 |
| Sept. 12 | Albany (17/RV)         | W | 44-7  | 13215 |
| Sept. 19 | Rhode Island# (17/RV)  | W | 30-10 | 12124 |
| Sept. 26 | Stony Brook (15/-)     | W | 44-17 | 16122 |
| Oct. 10  | at Delaware# (12/RV)   | L | 27-43 | 22034 |
| Oct. 17  | New Hampshire# (18/4)  | W | 23-17 | 13108 |
| Oct. 24  | at Richmond# (14/1)    | L | 12-34 | 8214  |
| Oct. 31  | at Maine# (19/-)       | L | 9-19  | 3562  |
| Nov. 7   | Northeastern# (RV/-)   | W | 37-7  | 6725  |
| Nov. 14  | James Madison# (RV/RV) | L | 14-17 | 4028  |
| Nov. 21  | at Hofstra# (RV/-)     | L | 52-48 | 2549  |

## 2010 (6-5; 4-4 CAA)

**Coach: Kevin Morris**

**Capt: Tyler Holmes, Emil Igwenagu**

|          |                           |   |       |        |
|----------|---------------------------|---|-------|--------|
| Sept. 4  | William & Mary# (RV/4)    | W | 27-23 | 10072  |
| Sept. 11 | Holy Cross (18/-)         | W | 31-7  | 16352  |
| Sept. 18 | at Michigan (16/20FBS)    | L | 37-42 | 110187 |
| Sept. 25 | at Stony Brook (11/-)     | W | 26-21 | 5309   |
| Oct. 2   | at Towson (8/-)           | W | 27-14 | 5560   |
| Oct. 16  | Richmond# (8/20)          | L | 10-11 | 16421  |
| Oct. 23  | vs New Hampshire# (12/9)  | L | 13-39 | 32848  |
| Oct. 30  | at James Madison# (18/15) | W | 21-14 | 16664  |
| Nov. 6   | Maine#                    | W | 39-24 | 12121  |
| Nov. 13  | Delaware# (-/2)           | L | 27-45 | 10057  |
| Nov. 20  | at Rhode Island#          | L | 34-37 | 3156   |

## 2011 (5-6; 0-0 CAA\*)

**Coach: Kevin Morris**

**Capt: Tyler Holmes, Emil Igwenagu**

|          |                          |   |       |       |
|----------|--------------------------|---|-------|-------|
| Sept. 1  | at Holy Cross            | W | 24-16 | 15942 |
| Sept. 17 | Rhode Island#            | W | 36-27 | 11167 |
| Sept. 24 | at Boston College        | L | 17-45 | 30176 |
| Oct. 1   | at Old Dominion#         | L | 33-48 | 19818 |
| Oct. 8   | Central Connecticut      | W | 42-26 | 11736 |
| Oct. 15  | at Delaware# (-/9)       | W | 21-10 | 21902 |
| Oct. 22  | vs New Hampshire# (-/13) | L | 21-27 | 24022 |
| Oct. 29  | at Richmond#             | W | 28-7  | 8700  |
| Nov. 5   | Villanova#               | L | 17-35 | 10012 |
| Nov. 12  | at Maine# (-/13)         | L | 21-32 | 4460  |
| Nov. 19  | James Madison# \$ (-/19) | L | 17-34 | 7103  |

## 2012 (1-11; 1-7 MAC)

**Coach: Charley Molnar**

**First season as an FBS program**

|          |                        |   |       |       |
|----------|------------------------|---|-------|-------|
| Aug. 30  | at Connecticut         | L | 0-37  | 15942 |
| Sept. 8  | Indiana                | L | 6-45  | 11167 |
| Sept. 15 | at Michigan (-/17)     | L | 13-63 | 30176 |
| Sept. 22 | at Miami (OH) ~        | L | 16-27 | 19818 |
| Sept. 29 | Ohio ~                 | L | 34-37 | 11736 |
| Oct. 6   | at Western Michigan ~  | L | 14-52 | 21902 |
| Oct. 20  | Bowling Green ~        | L | 0-24  | 24022 |
| Oct. 27  | at Vanderbilt          | L | 7-49  | 8700  |
| Nov. 3   | at Northern Illinois ~ | L | 0-63  | 10012 |
| Nov. 10  | at Akron ~             | W | 22-14 | 4460  |
| Nov. 17  | Buffalo ~              | L | 19-29 | 7103  |
| Nov. 23  | Central Michigan ~     | L | 21-42 | 6385  |

**Key:**

\* Yankee Conference Games

# Atlantic 10 Conference Games

^ CAA Conference Games

~ Mid-American Conference Games

\$ Final game as an FCS/I-AA team

(UMass Ranking/Opponent Ranking)

## Series Records

| Opponent                              | G  | W-L-T   | Series Began | Last Game | LastUM Win |
|---------------------------------------|----|---------|--------------|-----------|------------|
| Akron                                 | 1  | 1-0-0   | 2012         | 2012      | 2012       |
| Albany                                | 3  | 3-0-0   | 2005         | 2009      | 2009       |
| American International                | 13 | 10-1-2  | 1937         | 2002      | 2002       |
| Amherst College                       | 57 | 11-40-6 | 1879         | 1945      | 1934       |
| Andover Academy                       | 1  | 0-1-0   | 1905         | 1905      | —          |
| Appalachian State                     | 1  | 0-1-0   | 2006         | 2006      | —          |
| Army                                  | 2  | 0-2-0   | 1977         | 2005      | —          |
| Ball State                            | 2  | 1-1-0   | 1984         | 1988      | 1984       |
| Bates                                 | 21 | 12-8-1  | 1901         | 1953      | 1953       |
| Bowling Green                         | 1  | 0-1-0   | 2012         | 2012      | —          |
| Boston College                        | 23 | 5-18-0  | 1901         | 2011      | 1978       |
| Boston University                     | 43 | 26-17-0 | 1892         | 1997      | 1996       |
| Bowdoin                               | 15 | 4-9-2   | 1927         | 1947      | 1947       |
| Bryant                                | 1  | 1-0-0   | 2008         | 2008      | 2008       |
| Brandeis                              | 7  | 4-3-0   | 1952         | 1959      | 1959       |
| Brooklyn                              | 2  | 1-1-0   | 1941         | 1945      | 1941       |
| Brown                                 | 7  | 0-7-0   | 1904         | 1911      | —          |
| Bucknell                              | 3  | 2-1-0   | 1962         | 1972      | 1963       |
| Buffalo                               | 9  | 5-4-0   | 1964         | 1998      | 1998       |
| California-Davis                      | 1  | 1-0-0   | 1972         | 1972      | 1972       |
| Central Connecticut State             | 3  | 3-0-0   | 2002         | 2011      | 2011       |
| Central Michigan                      | 1  | 0-1-0   | 2012         | 2012      | —          |
| City College of New York              | 2  | 1-1-0   | 1930         | 1946      | 1946       |
| Clarkson Tech                         | 1  | 1-0-0   | 1942         | 1942      | 1942       |
| Coast Guard                           | 6  | 3-3-0   | 1932         | 1940      | 1939       |
| Colby                                 | 2  | 1-1-0   | 1914         | 1915      | 1915       |
| Colgate                               | 7  | 3-4-0   | 1914         | 2007      | 2007       |
| Connecticut                           | 71 | 36-34-2 | 1897         | 2012      | 1999       |
| Cooper Union                          | 2  | 2-0-0   | 1931         | 1932      | 1932       |
| Cornell                               | 1  | 0-1-0   | 1916         | 1916      | —          |
| Dartmouth                             | 24 | 3-20-1  | 1902         | 1981      | 1981       |
| Delaware                              | 33 | 7-25-0  | 1958         | 2011      | 2011       |
| Delaware State                        | 2  | 2-0-0   | 1980         | 2004      | 2004       |
| East Carolina                         | 1  | 0-1-0   | 1964         | 1964      | —          |
| Eastern Kentucky                      | 1  | 0-1-0   | 1988         | 1988      | —          |
| Florida A&M                           | 1  | 0-1-0   | 1978         | 1978      | —          |
| Fordham                               | 1  | 1-0-0   | 2007         | 2007      | 2007       |
| Fort Devens                           | 1  | 0-1-0   | 1948         | 1948      | —          |
| Furman                                | 1  | 1-0-0   | 1999         | 1999      | 1999       |
| Georgia Southern                      | 2  | 1-1-0   | 1998         | 1999      | 1998       |
| Harvard                               | 20 | 8-11-1  | 1906         | 1988      | 1988       |
| Harvard (Freshman)                    | 1  | 0-1-0   | 1892         | 1892      | —          |
| Hofstra                               | 13 | 6-7-0   | 1997         | 2008      | 2008       |
| Holy Cross                            | 50 | 24-21-5 | 1897         | 2011      | 2011       |
| Holy Cross (Club)                     | 1  | 1-0-0   | 1891         | 1891      | 1891       |
| Indiana                               | 1  | 0-1-0   | 2012         | 2012      | —          |
| James Madison                         | 16 | 8-7-1   | 1986         | 2011      | 2010       |
| Kansas State                          | 2  | 0-2-0   | 2003         | 2009      | —          |
| Lafayette                             | 1  | 1-0-0   | 2006         | 2006      | 2006       |
| Lehigh                                | 6  | 3-3-0   | 1977         | 1998      | 1998       |
| Lowell Tech                           | 1  | 1-0-0   | 1925         | 1925      | 1925       |
| Maine                                 | 58 | 41-16-1 | 1909         | 2011      | 2010       |
| Marshall                              | 1  | 0-1-0   | 2001         | 2001      | —          |
| Massachusetts Institute of Technology | 1  | 0-1-0   | 1881         | 1881      | —          |
| McNeese State                         | 1  | 1-0-0   | 1998         | 1998      | 1998       |
| Miami (OH)                            | 1  | 0-1-0   | 2012         | 2012      | —          |
| Michigan                              | 1  | 0-2-0   | 2010         | 2012      | —          |

| Opponent                         | G  | W-L-T   | Series Began | Last Game | LastUM Win |
|----------------------------------|----|---------|--------------|-----------|------------|
| Michigan State                   | 1  | 0-1-0   | 1922         | 1922      | —          |
| Middlebury                       | 9  | 7-2-0   | 1913         | 1932      | 1932       |
| Montana                          | 1  | 1-0-0   | 2006         | 2006      | 2006       |
| Morgan State                     | 2  | 2-0-0   | 1978         | 1985      | 1985       |
| Mount Hermon                     | 6  | 1-3-2   | 1892         | 1896      | 1894       |
| Navy                             | 1  | 0-1-0   | 2006         | 2006      | —          |
| Nevada-Reno                      | 1  | 1-0-0   | 1978         | 1978      | 1978       |
| New Hampshire                    | 73 | 44-27-3 | 1897         | 2011      | 2009       |
| New Haven                        | 1  | 1-0-0   | 2000         | 2000      | 2000       |
| North Carolina Central           | 1  | 1-0-0   | 1979         | 1979      | 1979       |
| North Carolina State             | 1  | 0-1-0   | 2002         | 2002      | —          |
| Northampton YMCA                 | 1  | 0-1-0   | 1896         | 1896      | —          |
| Northern Illinois                | 1  | 0-1-0   | 2012         | 2012      | —          |
| Northeastern                     | 39 | 30-8-1  | 1934         | 2009      | 2009       |
| Northwestern State (La.)         | 1  | 1-0-0   | 1998         | 1998      | 1998       |
| Norwich                          | 14 | 9-5-0   | 1900         | 1949      | 1949       |
| Ohio                             | 1  | 0-1-0   | 2012         | 2012      | —          |
| Old Dominion                     | 1  | 0-1-0   | 2011         | 2011      | —          |
| Pittsfield Athletic Club         | 3  | 3-0-0   | 1895         | 1901      | 1901       |
| Rensselaer Polytechnic Institute | 10 | 7-2-1   | 1923         | 1940      | 1938       |
| Rhode Island                     | 86 | 48-36-2 | 1903         | 2011      | 2011       |
| Richmond                         | 26 | 14-13-0 | 1984         | 2011      | 2011       |
| Rochester                        | 1  | 0-1-0   | 1949         | 1949      | —          |
| Rutgers                          | 4  | 2-2-0   | 1967         | 1978      | 1973       |
| Shelburne Falls                  | 1  | 0-0-1   | 1897         | 1897      | —          |
| Southern Illinois                | 1  | 0-1-0   | 2007         | 2007      | —          |
| Springfield College              | 40 | 9-25-6  | 1890         | 1960      | 1960       |
| Springfield Technical            | 3  | 2-1-0   | 1899         | 1911      | 1899       |
| St. Anselm's                     | 1  | 0-1-0   | 1933         | 1933      | —          |
| St. Joseph's A.A.                | 1  | 0-1-0   | 1896         | 1896      | —          |
| Stevens Tech                     | 3  | 3-0-0   | 1922         | 1924      | 1924       |
| Stony Brook                      | 4  | 4-0-0   | 2006         | 2010      | 2010       |
| Texas Tech                       | 1  | 0-1-0   | 2008         | 2008      | —          |
| Toledo                           | 3  | 1-2-0   | 1976         | 1999      | 1976       |
| Towson                           | 3  | 3-0-0   | 2006         | 2010      | 2010       |
| Trinity                          | 13 | 1-12-0  | 1887         | 1911      | 1903       |
| Tufts                            | 49 | 14-28-7 | 1886         | 1954      | 1954       |
| Union                            | 3  | 1-0-2   | 1909         | 1913      | 1913       |
| Vanderbilt                       | 1  | 0-1-0   | 2012         | 2012      | —          |
| Vermont                          | 32 | 24-6-2  | 1899         | 1974      | 1973       |
| Vermont (Club)                   | 1  | 0-1-0   | 1890         | 1890      | —          |
| Vermont Academy                  | 1  | 1-0-0   | 1898         | 1898      | 1898       |
| Villanova                        | 24 | 12-12-0 | 1961         | 2011      | 2007       |
| Wagner                           | 1  | 1-0-0   | 1931         | 1931      | 1931       |
| Wesleyan                         | 14 | 6-8-0   | 1881         | 1924      | 1924       |
| West Chester State               | 1  | 1-0-0   | 1982         | 1982      | 1982       |
| Western Illinois                 | 1  | 1-0-0   | 1975         | 1975      | 1975       |
| Western Michigan                 | 1  | 0-1-0   | 2012         | 2012      | —          |
| Wilbraham Academy                | 1  | 1-0-0   | 1884         | 1884      | 1884       |
| William & Mary                   | 12 | 8-4-0   | 1990         | 2009      | 2009       |
| Williams                         | 17 | 1-15-1  | 1900         | 1951      | 1904       |
| Williston Academy                | 20 | 13-7-0  | 1880         | 1899      | 1899       |
| Worcester Academy                | 1  | 1-0-0   | 1900         | 1900      | 1900       |
| Worcester Polytechnic Ins.       | 49 | 32-16-1 | 1887         | 1951      | 1948       |
| Yale                             | 2  | 0-2-0   | 1888         | 1908      | —          |
| Yale (Freshmen)                  | 1  | 0-1-0   | 1893         | 1893      | —          |
| Youngstown State                 | 2  | 1-1-0   | 1977         | 1994      | 1977       |



## Conference Postseason

### CAA/ATLANTIC 10/YANKEE CONF. IN THE NCAA TOURNAMENT

Results when schools were part of the CAA/A-10/Yankee Conference.

#### 1978 Division I-AA Playoffs

Semi Massachusetts 44, Nevada-Reno 21  
Final Florida A&M 35, Massachusetts 28

#### 1981 Division I-AA Playoffs

1st Rd Idaho State 51, Rhode Island 0

#### 1982 Division I-AA Playoffs

1st Rd Colgate 21, Boston University 7

#### 1983 Division I-AA Playoffs

1st Rd Boston University 24, Eastern Kentucky 20  
Quarter Furman 35, Boston University 16

#### 1984 Division I-AA Playoffs

1st Rd Rhode Island 35, Boston University 33  
Quarter Rhode Island 23, Richmond 17  
Semi Montana State 32, Rhode Island 20

#### 1985 Division I-AA Playoffs

1st Rd Rhode Island 35, Akron 27  
Quarter Furman 59, Rhode Island 15

#### 1986 Division I-AA Playoffs

1st Rd Delaware 51, William & Mary 17  
Quarter Arkansas State 55, Delaware 14

#### 1987 Division I-AA Playoffs

1st Rd Appalachian State 20, Richmond 3  
Georgia Southern 31, Maine 17

#### 1988 Division I-AA Playoffs

1st Rd Furman 21, Delaware 7  
Eastern Kentucky 28, Massachusetts 17

#### 1989 Division I-AA Playoffs

1st Rd Southwest Missouri State 38, Maine 35  
Georgia Southern 52, Villanova 36

#### 1990 Division I-AA Playoffs

1st Rd William & Mary 38, Massachusetts 0

#### 1991 Division I-AA Playoffs

1st Rd Samford 29, New Hampshire 13  
Youngstown State 17, Villanova 16  
James Madison 42, Delaware 35 (2 ot)

#### 1992 Division I-AA Playoffs

1st Rd Youngstown State 23, Villanova 20  
Delaware 56, Samford 21  
Quarter Delaware 41, Northeast Louisiana 18  
Semi Marshall 28, Delaware 7

#### 1993 Division I-AA Playoffs

1st Rd Boston University 27, Northern Iowa 21 (2 ot)  
Delaware 49, Montana 48  
McNeese State 34, William & Mary 28  
Quarter Idaho 21, Boston University 14  
Marshall 34, Delaware 31

#### 1994 Division I-AA Playoffs

1st Rd Eastern Kentucky 30, Boston University 23  
Appalachian State 17, New Hampshire 10 (ot)  
James Madison 45, Troy State 26  
Quarter Marshall 28, James Madison 21 (ot)

#### 1995 Division I-AA Playoffs

1st Rd Delaware 38, Hofstra 17  
Appalachian State 31, James Madison 24  
Quarter McNeese State 52, Delaware 18

#### 1996 Division I-AA Playoffs

1st Rd William & Mary 45, Jackson State 6  
Marshall 59, Delaware 14  
East Tennessee State 35, Villanova 29  
Quarter Northern Iowa 38, William & Mary 35

#### 1997 Division I-AA Playoffs

1st Rd Villanova 49, Colgate 28  
Delaware 24, Hofstra 14  
Quarter Delaware 16, Georgia Southern 7  
Youngstown State 37, Villanova 34  
Semi McNeese State 23, Delaware 21

#### 1998 Division I-AA Playoffs

1st Rd Connecticut 42, Hampton 34  
Lehigh 24, Richmond 23  
Massachusetts 21, McNeese State 19  
Quarter Georgia Southern 52, Connecticut 30  
Massachusetts 27, Lehigh 21  
Semi Massachusetts 41, Northwestern State 31  
Final Massachusetts 55, Georgia Southern 43

#### 1999 Division I-AA Playoffs

1st Rd Massachusetts 30, Furman 23 (ot)  
Troy State 27, James Madison 7  
Quarter Georgia Southern 38, Massachusetts 21

#### 2000 Division I-AA Playoffs

1st Rd Delaware 49, Portland State 15  
Richmond 10, Youngstown State 3  
Quarter Delaware 47, Lehigh 22  
Montana 34, Richmond 20  
Semi Georgia Southern 27, Delaware 18

#### 2001 Division I-AA Playoffs

1st Rd Appalachian State 40, William & Mary 27  
Lehigh 27, Hofstra 24 (OT)  
Maine 14, McNeese State 10  
Quarter Northern Iowa 56, Maine 28

#### 2002 Division I-AA Playoffs

1st Rd Fordham 29, Northeastern 24  
Maine 14, Appalachian State 13  
Villanova 45, Furman 38  
Quarter Georgia Southern 31, Maine 7  
Villanova 24, Fordham 10  
Semi McNeese State 39, Villanova 28

#### 2003 Division I-AA Playoffs

1st Rd Colgate 19, Massachusetts 7  
Delaware 49, Southern Illinois 7  
Quarter Delaware 37, Northern Iowa 7  
Semi Delaware 24, Wofford 9  
Final Delaware 40, Colgate 0

#### 2004 Division I-AA Playoffs

1st Rd Delaware 28, Lafayette 14  
James Madison 14, Lehigh 13  
New Hampshire 27, Georgia Southern 23  
William & Mary 42, Hampton 35  
Quarter William & Mary 44, Delaware 38 (2OT)  
James Madison 14, Furman 13  
Montana 48, New Hampshire 17  
Semi James Madison 48, William & Mary 34  
Final James Madison 31, Montana 21

#### 2005 Division I-AA Playoffs

1st Rd New Hampshire 55, Colgate 21  
Richmond 38, Hampton 10  
Quarter Northern Iowa 24, New Hampshire 21  
Furman 21, Richmond 20

#### 2006 Division I-AA/FCS Playoffs

1st Rd Massachusetts 35, Lafayette 14  
New Hampshire 41, Hampton 38  
Youngstown State 35, James Madison 31  
Quarter Massachusetts 24, New Hampshire 17  
Semi Massachusetts 19, Montana 17  
Final Appalachian State 28, Massachusetts 17

#### 2007 Division FCS Playoffs

1st Rd Massachusetts 49, Fordham 35  
Appalachian State 28, James Madison 27  
Delaware 44, Delaware State 7  
Northern Iowa 38, New Hampshire 35  
Richmond 33, Eastern Kentucky 14  
Quarter Southern Illinois 34, Massachusetts 27  
Delaware 39, Northern Iowa 27  
Richmond 21, Wofford 10  
Semi Appalachian State 55, Richmond 35  
Delaware 20, Southern Illinois 17  
Final Appalachian State 49, Delaware 21

#### 2008 Division FCS Playoffs

1st Rd James Madison 38, Wofford 35  
Northern Iowa 40, Maine 15  
New Hampshire 29, Southern Illinois 20  
Richmond 38, Eastern Kentucky 10  
Villanova 55, Colgate 28  
Quarter James Madison 31, Villanova 27  
Northern Iowa 36, New Hampshire 34  
Richmond 33, Appalachian State 13  
Semi Richmond 21, Northern Iowa 20  
Montana 35, James Madison 27  
Final Richmond 24, Montana 7

#### 2009 Division FCS Playoffs

1st Rd Richmond 16, Elon 13  
William & Mary 38, Weber State 0  
New Hampshire 49, McNeese State 13  
Quarter William & Mary 24, Southern Illinois 3  
Villanova 46, New Hampshire 7  
Appalachian State 35, Richmond 31  
Semi Villanova 14, William & Mary 13  
Final Villanova 23, Montana 21

**2010 Division FCS Playoffs**

|         |  |
|---------|--|
| 2nd Rd  | Delaware 42, Lehigh 20                 |
| 2nd Rd  | New Hampshire 45, Bethune-Cookman 20   |
| 2nd Rd  | Georgia Southern 31, William & Mary 15 |
| 2nd Rd  | Villanova 54, Stephen F. Austin 24     |
| Quarter | Delaware 16, New Hampshire 3           |
| Quarter | Villanova 42, Appalachian State 24     |
| Semi    | Eastern Washington 41, Villanova 31    |
| Semi    | Delaware 27, Georgia Southern 10       |
| Final   | Eastern Washington 20, Delaware 19     |

**Postseason Records****Team Single-Game Records**

|                      |                                       |
|----------------------|---------------------------------------|
| Margin of Victory    | 23 vs. Nevada-Reno (44-21, 1978)      |
| Points               | 55 vs. Georgia Southern (1998)        |
| Points in a Quarter  | 21 vs. Georgia Southern (First, 1998) |
|                      | 21 vs. McNeese State (Second, 1998)   |
|                      | 21 vs. Nevada-Reno (First, 1978)      |
| Touchdowns           | 7 vs. Georgia Southern (1998)         |
| First Downs          | 30 vs. Fordham (2007)                 |
| Rushing Attempts     | 59 vs. Nevada-Reno (1978)             |
| Rushing Yards        | 303 vs. Georgia Southern (1998)       |
| Rushing Touchdowns   | 5 vs. Georgia Southern (1998)         |
| Passing Attempts     | 42 at Southern Illinois (2007)        |
| Passing Completions  | 28 at Southern Illinois (2007)        |
|                      | 28 vs. Furman (1999)                  |
| Passing Yards        | 421 at Southern Illinois (2007)       |
| Touchdown Passes     | 4 vs. Fordham (2007)                  |
| Total Offense Plays  | 88 vs. Furman (1999)                  |
| Total Offense Yards  | 649 vs. Fordham (2007)                |
| Punts                | 9 vs. McNeese State (1998)            |
| Punting Yards        | 392 vs. McNeese State (1998)          |
| Field Goals Made     | 3 vs. Florida A&M (1978)              |
| Most Combined Points | 98 vs. Georgia Southern (1998)        |

**Individual Single-Game Records**

|                      |  |
|----------------------|--|
| Rushing Attempts     | 38, Marcel Shipp vs. Northwestern State (1998) |
| Rushing Yards        | 244, Marcel Shipp vs. Georgia Southern (1998)  |
| Rushing Touchdowns   | 3, Matt Lawrence vs. Fordham (2007)            |
|                      | 3, Marcel Shipp vs. Georgia Southern (1998)    |
|                      | 3, Cliff Pedrow vs. Nevada-Reno (1978)         |
| Passing Attempts     | 42, Liam Coen at Southern Illinois (2007)      |
| Passing Completions  | 28, Liam Coen at Southern Illinois (2007)      |
|                      | 28, Todd Bankhead vs. Furman (1999)            |
| Passing Yards        | 421, Liam Coen at Southern Illinois (2007)     |
| Touchdown Passes     | 4, Liam Coen vs. Fordham (2007)                |
| Receptions           | 10, Michael Omar at Southern Illinois (2007)   |
|                      | 10, Adrian Zullo vs. Furman (1999)             |
| Receiving Yards      | 198, Rasheed Rancher vs. Fordham (2007)        |
| Touchdown Receptions | 2, Rasheed Rancher vs. Fordham (2007)          |
|                      | 2, Ken Palm vs. East Carolina (1964)           |
| Points               | 18, Matt Lawrence vs. Fordham (2007)           |
|                      | 18, Marcel Shipp vs. Georgia Southern (1998)   |
|                      | 18, Cliff Pedrow vs. Nevada-Reno (1978)        |
| Touchdowns           | 3, Matt Lawrence vs. Fordham (2007)            |
|                      | 3, Marcel Shipp vs. Georgia Southern (1998)    |
|                      | 3, Cliff Pedrow vs. Nevada-Reno (1978)         |
| PATs by Kick         | 7, Chris Koeplin vs. Fordham (2007)            |
|                      | 7, Jason Cherry vs. Georgia Southern (1998)    |
| Field Goals Made     | 3, Sandro Vitiello vs. Florida A&M (1978)      |
| Longest Field Goal   | 46, Chris Koeplin at Southern Illinois (2007)  |

# Postseason HISTORY

## 1964 Tangerine Bowl

**EAST CAROLINA 14**

**UMASS 13**

December 12, 1964

Tangerine Bowl, Orlando, Fla.



Ken Palm caught three passes for 84 yards and two touchdowns in UMass' first postseason game.

After establishing a 13-0 lead, Yankee Conference champion UMass tired in the Orlando heat in a 14-13 loss to the East Carolina Pirates. The second half run-pass threat of Pirate All-America quarterback Bill Cline was too much for the UMass defense to handle. Cline's nine-yard touchdown run and two-point conversion pass to Pete Crane in the fourth quarter won the game. In the second quarter, UMass' Bob Gogick recovered an East Carolina fumble that gave UMass the ball on the Pirate 12-yard line. UMass quarterback Jerry Whelchel then hit Ken Palm for a 12-yard touchdown, giving UMass a 7-0 lead. After taking the second half kickoff, UMass started its second touchdown drive. Two running plays and a penalty put the Redmen at their own 39, when Palm got behind the East Carolina secondary and caught a Whelchel 61-yard touchdown pass

for a 13-0 UMass lead. Richardson put East Carolina on the board with a two-yard touchdown run in the third quarter, paving the way for Cline's heroics. Fullback Mike Ross led Massachusetts with 55 yards rushing. Cline led East Carolina with 217 yards in total offense. UMass finished the season with an 8-2 record.

### BOX SCORE

| Scoring Summary | 1st | 2nd | 3rd | 4th | — | Total |
|-----------------|-----|-----|-----|-----|---|-------|
| UMass           | 0   | 7   | 6   | 0   | — | 13    |
| East Carolina   | 0   | 0   | 6   | 8   | — | 14    |

UM—Palm 12 pass from Whelchel (Whelchel kick)

UM—Palm 61 pass from Whelchel (kick failed)

EC—Richardson 2 run (pass failed)

EC—Cline 9 run (Crane pass from Cline)

| Team Statistics   | UMass    | East Carolina |
|-------------------|----------|---------------|
| First Downs       | 14       | 23            |
| Rushing Yards     | 164      | 178           |
| Passing Yards     | 158      | 192           |
| Total Offense     | 322      | 370           |
| Passes            | 9-15-2   | 10-19-1       |
| Fumbles / Lost    | 1 / 1    | 3 / 3         |
| Penalties / Yards | 10 / 81  | 6 / 45        |
| Punts / Average   | 5 / 43.8 | 4 / 32.8      |

| Stat Leaders | UMass                   | East Carolina        |
|--------------|-------------------------|----------------------|
| Rushing      | Ross (7-55-0)           | Richardson (14-69-1) |
|              | Cline (12-39-1)         |                      |
|              | Alexander (3-38-0)      |                      |
| Passing      | Whelchel (8-14-145-2-2) | Cline (8-18-178-0-1) |
| Receiving    | Palm (3-84-2)           | Bumgarner (5-59-0)   |
|              | Mills (2-45-0)          |                      |

## 1972 Boardwalk Bowl

**UMASS 35**

**CALIFORNIA-DAVIS 14**

December 9, 1972

Convention Hall, Atlantic City, N.J.

UMass quarterback Peil Pennington led head coach Dick MacPherson's squad to a 35-14 victory over the University of California at Davis. The Yankee Conference champions went 60 yards on nine plays for their first score, with Paul Metallo gaining much of the yardage on the ground. Pennington then hit Tim Berra for a 17-yard score. A John Healy interception at the Cal-Davis 27 set up the second score for UMass. The touchdown came on a 10-yard end-around by Steve Schubert. After getting the ball back on downs, Metallo once again did most of the damage on the ground, before hitting Pennington for a 21-yard scoring strike on an option play. Cal-Davis finally got on the board when Bob Biggs found Frank Altick on a 20-yard pass with less than two minutes left in the first half. The Aggies would cut the UMass lead to 20-14 before reserve quarterback Mark Tripucka came in to put the game out of reach with two more Minuteman touchdowns. The Minutemen outgained the Aggies 184-61 on the ground, and Schubert was UMass' top receiver with 69 yards. The Minutemen finished with a 9-2 record.



Steve Schubert caught six passes for 69 yards and a touchdown in the 1972 Boardwalk Bowl.

### BOX SCORE

| Scoring Summary | 1st | 2nd | 3rd | 4th | — | Total |
|-----------------|-----|-----|-----|-----|---|-------|
| UMass           | 14  | 6   | 0   | 15  | — | 35    |
| Cal-Davis       | 0   | 7   | 7   | 0   | — | 14    |

UM—Berra 17 pass from Pennington (Palau kick)

UM—Schubert 10 run (Palau kick)

UM—Pennington 20 pass from Metallo (kick blocked)

CD—Altick 20 pass from Biggs (Achee kick)

CD—Mangiaracina 1 run (Achee kick)

UM—Metallo 12 run (Berra pass from Tripucka)

UM—Parrott 55 interception return (Palau kick)

| Team Statistics   | UMass   | Cal-Davis |
|-------------------|---------|-----------|
| First Downs       | 22      | 23        |
| Rushing Yards     | 184     | 61        |
| Passing Yards     | 197     | 391       |
| Total Offense     | 381     | 452       |
| Passes            | 15-31-0 | 27-61-4   |
| Fumbles / Lost    | 3 / 3   | 0 / 0     |
| Penalties / Yards | 2 / 13  | 5 / 59    |
| Punts / Average   | 4 / 37  | 4 / 34    |

| Stat Leaders | UMass                      | Cal-Davis             |
|--------------|----------------------------|-----------------------|
| Rushing      | Metallo (24-129-1)         | Allen (11-44-0)       |
| Passing      | Pennington (12-22-145-1-0) | Biggs (27-60-388-1-4) |
|              | Tripucka (2-5-32-0-0)      |                       |
| Receiving    | Schubert (6-69-0)          | Allen (7-92-0)        |
|              | Mika (3-47-0)              | Belotti (5-66-0)      |
|              |                            | Berra (3-37-1)        |



## 1977 NCAA Division II Quarterfinals

### LEHIGH 30 UMass 23

November 26, 1977

McGuirk Alumni Stadium,  
Amherst, Mass.



Billy Coleman rushed for a team-high 90 yards against Lehigh in 1977.

A spirited second-half comeback by Yankee Conference champion UMass fell short, as Lehigh held on for a 30-23 win. Head coach Dick MacPherson's defense could not stop the Engineer aerial attack of quarterback Mike Reiker and split end Steve Kreider, who connected on a seven-yard touchdown for the winning score with 11:56 left in the game. With Lehigh ahead 23-0, UMass took a punt on the Engineer 36-yard line and needed only two plays to score on a 36-yard pass from Mike Fallon to Dennis Dent. After the half, the Minutemen continued to cut into the Lehigh advantage, scoring on a 10-play, 74-yard drive. Billy Coleman finished the drive with a one-yard run to cut the Engineer lead to 23-16. UMass then tied the contest at 23-23 on a seven-yard touchdown pass from Fallon to John Gladchuk, before Lehigh scored the winning touchdown

in the fourth quarter. Reiker finished the day with 351 yards passing, hitting 25 of 40 attempts, while Kreider had nine catches for 171 yards and four touchdowns. Billy Coleman led the Minutemen with 90 yards rushing. UMass finished the season 8-3.

#### BOX SCORE

| Scoring Summary | 1st | 2nd | 3rd | 4th | — | Total |
|-----------------|-----|-----|-----|-----|---|-------|
| Lehigh          | 16  | 7   | 0   | 7   | — | 30    |
| UMass           | 0   | 8   | 15  | 0   | — | 23    |

LU—Kreider 71 pass from Reiker (Wood kick)

LU—Wood 38 field goal

LU—Kreider 35 pass from Reiker (kick blocked)

LU—Kreider 7 pass from Reiker (kick blocked)

UM—Dent 36 pass from Fallon (Cummings pass from Fallon)

UM—Coleman 1 run (Cummings pass from Fallon)

UM—Gladchuk 7 pass from Fallon (Croasdale kick)

LU—Kreider 8 pass from Reiker (Wood kick)

| Team Statistics   | UMass   | Lehigh  |
|-------------------|---------|---------|
| First Downs       | 15      | 25      |
| Rushing Yards     | 131     | 83      |
| Passing Yards     | 138     | 351     |
| Total Offense     | 269     | 434     |
| Passes            | 13-25-0 | 25-40-1 |
| Fumbles / Lost    | 2 / 2   | 1 / 0   |
| Penalties / Yards | 8 / 103 | 5 / 45  |
| Punts / Average   | 7 / 34  | 4 / 31  |

| Stat Leaders | UMass                                 | Lehigh                                  |
|--------------|---------------------------------------|---|
| Rushing      | Coleman (16-90-1)<br>Fallon (12-29-0) | Ricketson (16-69-0)<br>Daniels (8-33-0) |
| Passing      | Fallon (13-25-138-2-0)                | Reiker (25-40-351-4-1)                  |
| Receiving    | Dent (5-69-1)<br>Gladchuk (3-32-1)    | Kreider (9-171-4)<br>VanOrder (3-55-0)  |

## 1978 NCAA Division I-AA Semifinals

### UMASS 44

### NEVADA-RENO 21

December 9, 1978

MacKay Stadium, Reno, Nev.

In the 1978 NCAA Division I-AA semifinal, UMass used a combination of big-play offense and a superlative defense to stop previously undefeated and top-ranked Nevada-Reno 44-21. The Minuteman defense forced seven Wolfpack turnovers (six interceptions, one fumble) to give the offense the ball in fine field position most of the day. UMass opened the contest with an 80-yard drive that ended with a Cliff Pedrow 20-yard scoring run. The play was set up by Dennis Dent's 32-yard flea-flicker to Chris Kurtz. After UMass fumbled a Nevada-Reno punt, the Wolfpack scored on a three-yard run by John Vicari. On the ensuing kickoff, Dent went 96 yards for a touchdown to give UMass a 13-7 lead. UMass' Steve McInnes set up Pedrow's one-yard touchdown run with an interception, and Minuteman quarterback Mike McEvilly ended the first half scoring when he connected with Kevin O'Connor on a 47-yard touchdown strike that gave UMass a 28-7 lead. In the second half, Pedrow scored on a 30-yard run and Kevin Sullivan ran an interception back 59 yards for the final two Minuteman touchdowns.



Quarterback Mike McEvilly led the Minutemen to a 44-21 upset of undefeated Nevada-Reno.

#### BOX SCORE

| Scoring Summary | 1st | 2nd | 3rd | 4th | — | Total |
|-----------------|-----|-----|-----|-----|---|-------|
| UMass           | 21  | 7   | 13  | 3   | — | 44    |
| Nevada-Reno     | 7   | 0   | 0   | 14  | — | 21    |

UM—Pedrow 20 run (Vitiello kick)

UNR—Vicari 3 run (Serrano kick)

UM—Dent 96 kickoff return (kick failed)

UM—Pedrow 1 run (Sareault pass from McEvilly)

UM—O'Connor 47 pass from McEvilly (Vitiello kick)

UM—Pedrow 30 run (kick failed)

UM—Sullivan 59 interception return (Vitiello kick)

UM—Vitiello 29 field goal

UNR—Wilson 61 run (Quilici run)

UNR—Wright 14 pass from Wheeler (pass failed)

| Team Statistics   | UMass   | Nevada-Reno |
|-------------------|---------|-------------|
| First Downs       | 18      | 14          |
| Rushing Yards     | 211     | 217         |
| Passing Yards     | 126     | 144         |
| Total Offense     | 337     | 361         |
| Passes            | 8-15-0  | 11-31-6     |
| Fumbles / Lost    | 3 / 1   | 1 / 1       |
| Penalties / Yards | 10 / 77 | 15 / 146    |
| Punts / Average   | 5 / 43  | 8 / 39      |

| Stat Leaders | UMass  | Nevada-Reno                           |
|--------------|--|---------------------------------------|
| Rushing      | Dent (17-58-0)<br>Pedrow (7-52-3)                | Wilson (6-127-1)<br>Hawkins (18-69-0) |
| Passing      | McEvilly (7-13-94-1-0)<br>Wheeler (7-17-178-0-3) | Worman (4-14-66-0-3)                  |
| Receiving    | Kurtz (3-52-0)<br>O'Connor (2-58-1)              | Edwards (3-51-0)<br>Wilson (2-38-0)   |

# 1978 NCAA Division I-AA Championship Game (Pioneer Bowl)

## FLORIDA A&M 35

## UMASS 28

December 16, 1978

Memorial Stadium, Wichita Falls, Texas



Sandro Vitiello kicked three field goals against Florida A&M.

In the first NCAA Division I-AA championship game, UMass dropped a 35-28 decision to Florida A&M in the Pioneer Bowl. The Minutemen could not contain the Florida A&M running attack, which totalled 470 yards despite playing without leading rusher Ike Williams. Mike Solomon had 207 yards and Melvin McFayden had 177 to pace A&M. Despite the Rattlers' ground success, UMass held a 22-21 lead in the fourth quarter on three Sandro Vitiello field goals and two touchdowns by Cliff Pedrow. With 8:26 left in the game, UMass fumbled and Florida A&M recovered. On the next play, Solomon scored on a 28-yard touchdown run and a two-point conversion to put the Rattlers ahead 29-22. After three unsuccessful downs and a punt by UMass, A&M got the ball back, and Solomon scampered for a 20-yard scoring run to give the Rattlers a 35-22 lead. UMass closed the scoring on a last

second 34-yard touchdown pass from Mike McEvilly to Chris Kurtz. Head coach Bob Pickett's defense played without three starters, including Kevin Sullivan, who broke his ankle in the first quarter. UMass finished the season 9-4 and won the Lambert Cup as the top team in the East.

### BOX SCORE

| Scoring Summary | 1st | 2nd | 3rd | 4th | — | Total |
|-----------------|-----|-----|-----|-----|---|-------|
| UMass           | 3   | 3   | 9   | 13  | — | 28    |
| Florida A&M     | 0   | 14  | 7   | 14  | — | 35    |

UM—Vitiello 20 field goal

UM—Vitiello 20 field goal

A&M—Chester 1 run (Coleman kick)

A&M—Chester 4 run (Coleman kick)

UM—Pedrow 1 run (pass failed)

UM—Vitiello 29 field goal

A&M—Solomon 65 run (Coleman kick)

UM—Pedrow 9 pass from McEvilly (Vitiello kick)

A&M—Solomon 28 run (pass from Chester)

A&M—Solomon 20 run (pass failed)

UM—Kurtz 34 pass from McEvilly (pass failed)

| Team Statistics   | UMass  | Florida A&M |
|-------------------|--------|-------------|
| First Downs       | 11     | 20          |
| Rushing Yards     | 116    | 470         |
| Passing Yards     | 125    | 0           |
| Total Offense     | 241    | 470         |
| Passes            | 8-24-1 | 0-7-2       |
| Fumbles / Lost    | 2 / 1  | 1 / 1       |
| Penalties / Yards | 6 / 29 | 5 / 34      |
| Punts / Average   | 8 / 34 | 6 / 9       |

| Stat Leaders | UMass                   | Florida A&M         |
|--------------|-------------------------|---------------------|
| Rushing      | Sareault (16-78-0)      | Solomon (27-207-3)  |
|              | Dent (13-35-0)          | McFayden (22-177-0) |
| Passing      | McEvilly (8-24-125-2-1) | Chester (0-7-0-0-2) |
| Receiving    | Kurtz (2-46-1)          | —                   |

# 1988 NCAA Division I-AA First Round

## EASTERN KENTUCKY 28

## UMASS 17

November 26, 1988

Hanger Field, Richmond, Ky.

Making its first postseason appearance since 1978, UMass jumped out to a 14-0 first quarter lead, but could not stop Eastern Kentucky tailback Elroy Harris. Harris scored the winning touchdown on a two-yard run with just over three minutes to play and finished the game with 192 yards rushing. Down 21-17 in the fourth quarter, the Minutemen had a chance to regain the lead late in the game, but turned the ball over on downs. Tim Lester ended the scoring with a 16-yard touchdown run to give the Colonels a 28-17 win. UMass jumped out to a 14-0 lead when quarterback Dave Palazzi connected on a 39-yard touchdown strike to Mike Tobin, and David Mitchell scored on a two-yard run. The Eastern Kentucky defense, however, held the Minutemen to a Silvio Bonvini 26-yard field goal in the second half while chipping away at the UMass lead. The Colonels used a powerful ground game to outgain UMass 381-221.

A steady rain and strong winds made the passing game ineffective for both teams. Kevin Smellie led the Minutemen with 80 yards on the ground. UMass finished the season 8-4.



Kevin Smellie rushed for 80 yards against Eastern Kentucky.

### BOX SCORE

| Scoring Summary  | 1st | 2nd | 3rd | 4th | — | Total |
|------------------|-----|-----|-----|-----|---|-------|
| UMass            | 14  | 0   | 0   | 3   | — | 17    |
| Eastern Kentucky | 0   | 6   | 8   | 14  | — | 28    |

UM—Tobin 39 pass from Palazzi (Bonvini kick)

UM—Mitchell 2 run (Bonvini kick)

EK—Campbell 40 field goal

EK—Campbell 27 field goal

EK—Lester 21 run (pass from Fields)

UM—Bonvini 26 field goal

EK—Harris 2 run (Campbell kick)

EK—Lester 16 run (Campbell kick)

| Team Statistics    | UMass    | Eastern Kentucky |
|--------------------|----------|------------------|
| First Downs        | 11       | 23               |
| Rushing Yards      | 162      | 344              |
| Passing Yards      | 59       | 37               |
| Total Offense      | 221      | 381              |
| Passes             | 6-18-1   | 3-7-1            |
| Fumbles / Lost     | 3 / 1    | 2 / 2            |
| Penalties / Yards  | 4 / 38   | 2 / 10           |
| Punts / Average    | 6 / 42.8 | 5 / 29.8         |
| Time of Possession | 23:04    | 36:56            |

| Stat Leaders | UMass                 | Eastern Kentucky    |
|--------------|-----------------------|---------------------|
| Rushing      | Smellie (15-80-0)     | Harris (40-192-1)   |
|              | Mitchell (15-44-1)    | Fields (11-71-0)    |
|              | Palazzi (10-40-0)     |                     |
| Passing      | Palazzi (6-18-59-1-1) | Fields (3-7-37-0-1) |
| Receiving    | Tobin (2-39-1)        | Bohler (2-28-0)     |

# 1990 NCAA Division I-AA First Round

## WILLIAM & MARY 38

### UMASS 0

November 24, 1990

Zable Stadium, Williamsburg, Va.



Eric Thimas rushed for 64 yards against William & Mary.

The Tribe offense gained 500 yards, including 311 through the air, and the defense stopped UMass twice inside the five-yard line in the first half, as William & Mary rolled to a 38-0 NCAA Division I-AA playoff win. With less than five minutes left in the first quarter, UMass had a second-and-goal situation at the Tribe one-yard line and was forced to attempt a field goal, which was blocked. After William & Mary went up 7-0, UMass drove to the Tribe six-yard line where the drive ended when the William & Mary defense held on fourth-and-one. The Tribe then drove 94 yards in five plays for a 14-0 lead and never looked back. Alan Williams scored four touchdowns and Chris Hakel completed 20 of 27 passes for 311 yards for William & Mary. Eric Thimas gained 64 yards rushing, and David Mitchell added 55

rushing yards for UMass, which finished 8-2-1.

#### BOX SCORE

| Scoring Summary    | 1st  | 2nd | 3rd                   | 4th | — | Total |
|--------------------|--|-----|-----------------------|-----|---|-------|
| UMass              | 0  | 0   | 0                     | 0   | — | 0     |
| William & Mary     | 0  | 17  | 7                     | 14  | — | 38    |
| 2nd 10:24          | W&M—Williams 7 run (Mueller kick)              |     |                       |     |   |       |
| 5:08               | W&M—Williams 3 run (Mueller kick)              |     |                       |     |   |       |
| 0:10               | W&M—Mueller 35 field goal                      |     |                       |     |   |       |
| 3rd 6:29           | W&M—Williams 73 pass from Hakel (Mueller kick) |     |                       |     |   |       |
| 4th 14:03          | W&M—Green 50 run (Mueller kick)                |     |                       |     |   |       |
| 5:59               | W&M—Williams 8 run (Mueller kick)              |     |                       |     |   |       |
|                    |  |     |                       |     |   |       |
| Team Statistics    | UMass  |     | William & Mary        |     |   |       |
| First Downs        | 20   |     | 22                    |     |   |       |
| Rushing Yards      | 134  |     | 189                   |     |   |       |
| Passing Yards      | 157  |     | 311                   |     |   |       |
| Total Offense      | 291  |     | 500                   |     |   |       |
| Passes             | 15-28-2  |     | 20-27-0               |     |   |       |
| Fumbles / Lost     | 3 / 0  |     | 2 / 1                 |     |   |       |
| Penalties / Yards  | 3 / 25   |     | 5 / 26                |     |   |       |
| Punts / Average    | 8 / 33.4                                       |     | 5 / 40.4              |     |   |       |
| Time of Possession | 35:47  |     | 24:13                 |     |   |       |
|                    |  |     |                       |     |   |       |
| Stat Leaders       | UMass  |     | William & Mary        |     |   |       |
| Rushing            | Thimas (17-64-0)                               |     | Shelton (11-38-0)     |     |   |       |
|                    | Green (12-29-1)                                |     |                       |     |   |       |
| Passing            | McGovern (11-19-116-0-1)                       |     | Hakel (20-27-311-1-0) |     |   |       |
|                    | Tornatore (4-9-41-0-1)                         |     |                       |     |   |       |
| Receiving          | Blauvelt (3-38-0)                              |     | Compher (4-118-0)     |     |   |       |
|                    | Newson (2-47-0)                                |     | Williams (2-80-1)     |     |   |       |

# 1998 NCAA Division I-AA First Round

## UMASS 21

### McNEESE STATE 19

November 28, 1998

Cowboy Stadium, Lake Charles, La.

The 12th-ranked Minutemen took a 21-0 lead in the second quarter then held on after the intermission to post a 21-19 victory at No. 6 McNeese State in the opening round of the NCAA Division I-AA Playoffs. Kevin Quinlan, filling in for the injured Marcel Shipp, rushed for 147 yards and a touchdown on 28 carries. Todd Bankhead completed 19 of 35 passes for 254 yards and a pair of touchdowns, while Kerry Taylor caught seven passes for a career-high 119 yards and a score. UMass opened the scoring on a two-yard run by Quinlan early in the second quarter. The Minutemen would make the score 21-0 with 5:26 remaining before halftime, as Bankhead hit Adrian Zullo with a 31-yard pass and then found Taylor with a seven-yard scoring strike. McNeese State scored its first points late in the second quarter on a 32-yard field goal by Shonz LaFrenz. LaFrenz added three more field goals in the second half and William Davis caught a 10-yard touchdown pass from Blake Prejean, making the score 21-19 with just under five minutes remaining. McNeese had one more chance to score, but LaFrenz was wide right with a 52-yard field goal attempt with 1:42 remaining. Khari Samuel led a strong effort by the UMass defense with a team-high 14 tackles and a forced fumble, while Chris Price added five tackles and two sacks for five yards.



Kevin Quinlan rushed for 147 yards against McNeese State.

#### BOX SCORE

| Scoring Summary    | 1st   | 2nd                | 3rd               | 4th                     | — | Total |
|--------------------|---|--------------------|-------------------|-------------------------|---|-------|
| UMass              | 0   | 21                 | 0                 | 0                       | — | 21    |
| McNeese State      | 0   | 3                  | 3                 | 13                      | — | 19    |
| 2nd 12:41          | UM—Quinlan 2 run (Cherry kick)                |                    |                   |                         |   |       |
| 10:36              | UM—Zullo 31 pass from Bankhead (Cherry kick)  |                    |                   |                         |   |       |
| 5:26               | UM—Taylor 7 pass from Bankhead (Cherry kick)  |                    |                   |                         |   |       |
| 0:30               | MSU—LaFrenz 32 field goal                     |                    |                   |                         |   |       |
| 3rd 11:51          | MSU—LaFrenz 36 field goal                     |                    |                   |                         |   |       |
| 4th 13:40          | MSU—LaFrenz 25 field goal                     |                    |                   |                         |   |       |
| 9:33               | MSU—Davis 10 pass from Prejean (LaFrenz kick) |                    |                   |                         |   |       |
| 4:52               | MSU—LaFrenz 29 field goal                     |                    |                   |                         |   |       |
|                    |   |                    |                   |                         |   |       |
| Team Statistics    |   | UMass              | McNeese State     |                         |   |       |
| First Downs        |   | 15                 | 20                |                         |   |       |
| Rushing Yards      |   | 115                | 171               |                         |   |       |
| Passing Yards      |   | 254                | 215               |                         |   |       |
| Total Offense      |   | 369                | 386               |                         |   |       |
| Passes             |   | 19-35-1            | 21-44-1           |                         |   |       |
| Fumbles / Lost     |   | 3 / 3              | 3 / 2             |                         |   |       |
| Penalties / Yards  |   | 11 / 103           | 6 / 47            |                         |   |       |
| Punts / Average    |   | 9 / 43.6           | 7 / 41.6          |                         |   |       |
| Time of Possession |   | 27:39              | 32:21             |                         |   |       |
|                    |   |                    |                   |                         |   |       |
| Stat Leaders       |   | UMass              | McNeese State     |                         |   |       |
| Rushing            |   | Quinlan (28-147-1) | Burton (23-125-0) |                         |   |       |
|                    |   | Prejean (11-46-0)  |                   |                         |   |       |
| Passing            | Bankhead (19-35-254-2-1)                      |                    |                   | Prejean (21-44-215-1-1) |   |       |
| Receiving          | Taylor (7-119-1)                              |                    |                   | Davis (8-94-1)          |   |       |
|                    | Moore (4-49-0)                                |                    |                   | Perkins (4-56-0)        |   |       |



# 1998 NCAA Division I-AA Quarterfinals

## UMASS 27 LEHIGH 21

December 5, 1998

McGuirk Alumni Stadium,

Amherst, Mass.



Marcel Shipp had 159 rushing yards in the win over Lehigh.

The Minutemen rallied from a 14-13 halftime deficit to post a 27-21 win over No. 13 Lehigh in the NCAA Division I-AA quarterfinals. Marcel Shipp led UMass by rushing 36 times for 159 yards and a touchdown. Todd Bankhead completed 22 of 36 passes for 270 yards and a pair of touchdowns, while Jimmy Moore caught eight passes for 117 yards and a score. Lehigh jumped out to an early lead on an eight-yard touchdown run by Ron Jean, then UMass got on the board on its first possession with a 26-yard field goal from Jason Cherry. Moore caught a 30-yard pass from Bankhead to put the Minutemen up 10-7 and Cherry added a 33-yard field goal in the second quarter, but Jean scored again late in the half on a one-yard run to give the Mountain Hawks a one-point edge at the break. The Minutemen took the lead for good late in the third quarter when Adrian Zullo caught a 37-yard pass from Bankhead, then Shipp scored on a one-yard run early in the fourth to put

UMass up 27-14. Lehigh then cut the lead to 27-21 on a one-yard run by Phil Stambaugh with just over seven minutes to play. The Mountain Hawks made things interesting late in the game, but they lost the ball on downs after driving inside the UMass 10-yard line with less than two minutes remaining. Kole Ayi led UMass with 12 tackles and Khari Samuel added 11 tackles with a sack for seven yards.

### BOX SCORE

| Scoring Summary    | 1st   | 2nd  | 3rd | 4th | —                        | Total |
|--------------------|-------|--|-----|-----|--------------------------|-------|
| Lehigh             | 7     | 7  | 0   | 7   | —                        | 21    |
| UMass              | 3     | 10   | 7   | 7   | —                        | 27    |
| 1st                | 13:59 | LU—Jean 8 run (Taaffe kick)                  |     |     |                          |       |
|                    | 11:38 | UM—Cherry 25 field goal                      |     |     |                          |       |
| 2nd                | 13:17 | UM—Moore 30 pass from Bankhead (Cherry kick) |     |     |                          |       |
|                    | 11:23 | UM—Cherry 33 field goal                      |     |     |                          |       |
|                    | 2:45  | LU—Jean 1 run (Taaffe kick)                  |     |     |                          |       |
| 3rd                | 1:34  | UM—Zullo 37 pass from Bankhead (Cherry kick) |     |     |                          |       |
| 4th                | 11:17 | UM—Shipp 1 run (Cherry kick)                 |     |     |                          |       |
|                    | 7:11  | LU—Stambaugh 1 run (Taaffe kick)             |     |     |                          |       |
|                    |       |  |     |     |                          |       |
| Team Statistics    |       | Lehigh                                       |     |     | UMass                    |       |
| First Downs        |       | 19   |     |     | 25                       |       |
| Rushing Yards      |       | 77   |     |     | 189                      |       |
| Passing Yards      |       | 302  |     |     | 270                      |       |
| Total Offense      |       | 379  |     |     | 459                      |       |
| Passes             |       | 26-43-0                                      |     |     | 22-37-2                  |       |
| Fumbles / Lost     |       | 1 / 1  |     |     | 1 / 1                    |       |
| Penalties / Yards  |       | 4 / 30                                       |     |     | 5 / 40                   |       |
| Punts / Average    |       | 8 / 39.8                                     |     |     | 4 / 43.3                 |       |
| Time of Possession |       | 28:11  |     |     | 31:49                    |       |
|                    |       |  |     |     |                          |       |
| Stat Leaders       |       | Lehigh                                       |     |     | UMass                    |       |
| Rushing            |       | Jean (20-90-2)                               |     |     | Shipp (36-159-1)         |       |
| Passing            |       | Stambaugh (26-43-302-0-0)                    |     |     | Bankhead (22-36-270-2-2) |       |
| Receiving          |       | Braswell (10-127-0)                          |     |     | Moore (8-117-1)          |       |
|                    |       | Fedorchka (4-73-0)                           |     |     | Jordan (5-25-0)          |       |

# 1998 NCAA Division I-AA Semifinals

## UMASS 41

## NORTHWESTERN STATE 31

December 12, 1998

Turpin Stadium, Natchitoches, La.

The Minutemen rallied in the fourth quarter to post a 41-31 victory over No. 2 Northwestern State in the NCAA Division I-AA semifinals. Marcel Shipp rushed 38 times for 190 yards and a touchdown, Todd Bankhead completed 17 of 30 passes for 237 yards and two touchdowns, and Jimmy Moore had six receptions for 98 yards and a score. After Northwestern State led 21-14 at halftime, Kevin Quinlan tied the score with a 20-yard run early in the third quarter. The Demons regained the lead on a 29-yard field goal by Thomas LaToof and drove into UMass territory early in the fourth quarter when the momentum changed. Khari Samuel picked off a Brad Spangler pass in UMass territory, then Bankhead hit Matt Jordan with a 49-yard scoring pass on the next play to give the Minutemen the lead for good. Shipp and Bankhead added scoring runs to put UMass up 41-24, before the Demons added a score in the closing seconds. Samuel totaled a team-high 11 tackles for the Minutemen, while Dan Schneider had three sacks among his seven tackles.



Todd Bankhead threw for two touchdowns in the semifinal win.

### BOX SCORE

| BOX SCORE          |          |   |     |                          |          |       |
|--------------------|----------|---|-----|--------------------------|----------|-------|
| Scoring Summary    | 1st      | 2nd   | 3rd | 4th                      | —        | Total |
| UMass              | 7        | 7   | 7   | 20                       | —        | 41    |
| Northwestern State | 0        | 21  | 3   | 7                        | —        | 31    |
| 1st                | 6:34     | UM—Bankhead 1 run (Cherry kick)                       |     |                          |          |       |
| 2nd                | 14:54    | NSU—Powell 20 run (LaToof kick)                       |     |                          |          |       |
|                    | 13:13    | NSU—Granger 31 pass from Spangler (LaToof kick)       |     |                          |          |       |
|                    | 4:38     | UM—Moore 13 pass from Bankhead (Cherry kick)          |     |                          |          |       |
|                    | 1:04     | NSU—Jacquet 1 run (LaToof kick)                       |     |                          |          |       |
| 3rd                | 13:26    | UM—Quinlan 20 run (Cherry kick)                       |     |                          |          |       |
|                    | 3:44     | NSU—LaToof 29 field goal                              |     |                          |          |       |
| 4th                | 10:32    | UM—Jordan 49 pass from Bankhead (Cherry kick blocked) |     |                          |          |       |
|                    | 2:39     | UM—Shipp 24 run (Cherry kick)                         |     |                          |          |       |
|                    | 0:58     | UM—Bankhead 1 run (Cherry kick)                       |     |                          |          |       |
|                    | 0:08     | NSU—Black 45 pass from Spangler (LaToof kick)         |     |                          |          |       |
|                    |          |   |     |                          |          |       |
| Team Statistics    |          | UMass   |     |                          | NSU      |       |
| First Downs        |          | 22  |     |                          | 17       |       |
| Rushing Yards      |          | 237   |     |                          | 112      |       |
| Passing Yards      |          | 237   |     |                          | 242      |       |
| Total Offense      |          | 474   |     |                          | 354      |       |
| Passes             |          | 17-30-2   |     |                          | 10-24-2  |       |
| Fumbles / Lost     |          | 1 / 0   |     |                          | 2 / 2    |       |
| Penalties / Yards  |          | 6 / 66  |     |                          | 7 / 52   |       |
| Punts / Average    |          | 3 / 47.3  |     |                          | 5 / 39.8 |       |
| Time of Possession |          | 31:50   |     |                          | 28:10    |       |
|                    |          |   |     |                          |          |       |
| Stat Leaders       |          | UMass   |     | Northwestern State       |          |       |
| Rushing            |          | Shipp (38-190-1)                                      |     | Powell (18-97-1)         |          |       |
|                    |          | Quinlan (3-30-1)                                      |     | Taylor (10-37-0)         |          |       |
| Passing            | Bankhead | (17-30-237-2-2)                                       |     | Spangler (10-24-242-2-2) |          |       |
| Receiving          |          | Moore (6-98-1)  |     | Granger (4-94-1)         |          |       |
|                    |          | Taylor (5-39-0)                                       |     | Black (3-77-1)           |          |       |

# 1998 NCAA Division I-AA Championship Game

## UMASS 55

## GEORGIA SOUTHERN 43

December 19, 1998

Finley Stadium, Chattanooga, Tenn.



Khari Samuel had 15 tackles in the title game.

UMass won its first national championship with a 55-43 victory over No. 1 Georgia Southern. Marcel Shipp rushed for 244 yards and three touchdowns on 35 carries, while Todd Bankhead completed 17 of 25 passes for 152 yards. UMass jumped on top early, scoring three first quarter touchdowns on the way to a 38-21 halftime lead. Shipp had a pair of scoring runs in the first half, while Bankhead scored on a sneak, Kole Ayi scored on a fumble recovery, and Adrian Zullo caught a scoring pass. Georgia Southern cut the lead to 38-33 with a pair of touchdowns in the third quarter, before the UMass running attack put the game out of reach. Kevin Quinlan and Shipp both scored touchdowns early in the fourth quarter to give the Minutemen an insurmountable 52-33 lead. Ayi led the defense with 16 tackles, three fumble recoveries and two forced fumbles, while Khari Samuel added 15 tackles and two forced fumbles.

# 1999 NCAA Division I-AA First Round

## UMASS 30

## FURMAN 23 (OT)

November 27, 1999

Paladin Stadium, Greenville, S.C.

Marcel Shipp scored on a one-yard touchdown run in overtime to lift the 10th-ranked Minutemen to a 30-23 victory at No. 8 Furman. Shipp totaled 170 rushing yards on 36 carries in the victory, while scoring a pair of touchdowns. The Paladins led 20-16 in the third quarter, before the Minutemen took the lead on a 31-yard touchdown pass from Todd Bankhead to Sean Higgins. Furman tied the score at 23-23 early in the fourth quarter on a 39-yard field goal by Jason Wells, and the game went to overtime after Wells missed a 37-yard field goal with less than 15 seconds remaining. UMass received the ball first in the overtime and scored on only four plays on Shipp's touchdown run. On Furman's overtime possession, Matt Dawson and Aaron Parker both recorded tackles for loss, then the Minutemen forced a pair of incompletions on the final two plays to seal the victory. Bankhead completed 28 of 41 passes for 287 yards and a pair of touchdowns with no interceptions, with Adrian Zullo catching 10 passes for 121 yards and a score. Jeremy Robinson led the UMass defense with 13 tackles, a fumble recovery and a pass breakup.



Aaron Parker made an overtime sack in the win over Furman.

### BOX SCORE

| Scoring Summary    | 1st                      | 2nd   | 3rd                 | 4th              | — | Total |
|--------------------|--------------------------|---|---------------------|------------------|---|-------|
| UMass              | 21                       | 17  | 0                   | 17               | — | 55    |
| Georgia Southern   | 7                        | 14  | 12                  | 10               | — | 43    |
| 1st                | 12:56                    | UM—Shipp 25 run (Cherry kick)               |                     |                  |   |       |
|                    | 8:29                     | UM—Ayi 9 fumble return (Cherry kick)        |                     |                  |   |       |
|                    | 7:25                     | GSU—Hill 40 run (Chambers kick)             |                     |                  |   |       |
|                    | 5:04                     | UM—Zullo 7 pass from Holston (Cherry kick)  |                     |                  |   |       |
| 2nd                | 14:56                    | UM—Cherry 22 field goal                     |                     |                  |   |       |
|                    | 10:54                    | GSU—Joyner 6 pass from Hill (Chambers kick) |                     |                  |   |       |
|                    | 7:17                     | UM—Bankhead 1 run (Cherry kick)             |                     |                  |   |       |
|                    | 4:09                     | UM—Shipp 4 run (Cherry kick)                |                     |                  |   |       |
|                    | 2:01                     | GSU—Peterson 1 run (Chambers kick)          |                     |                  |   |       |
| 3rd                | 8:54                     | GSU—Peterson 5 run (Chambers kick failed)   |                     |                  |   |       |
|                    | 0:41                     | GSU—Hill 2 run (Jones run failed)           |                     |                  |   |       |
| 4th                | 13:42                    | UM—Quinlan 2 run (Cherry kick)              |                     |                  |   |       |
|                    | 11:51                    | UM—Shipp 2 run (Cherry kick)                |                     |                  |   |       |
|                    | 8:39                     | GSU—Chambers 38 field goal                  |                     |                  |   |       |
|                    | 2:21                     | UM—Cherry 25 field goal                     |                     |                  |   |       |
|                    | 1:04                     | GSU—Revere 29 run (Chambers kick)           |                     |                  |   |       |
|                    |                          |   |                     |                  |   |       |
| Team Statistics    |                          | UMass                                       |                     | GSU              |   |       |
| First Downs        | 23                       |   | 26                  |                  |   |       |
| Rushing Yards      | 303                      |   | 457                 |                  |   |       |
| Passing Yards      | 159                      |   | 138                 |                  |   |       |
| Total Offense      | 462                      |   | 595                 |                  |   |       |
| Passes             | 18-26-0                  |   | 10-21-1             |                  |   |       |
| Fumbles / Lost     | 3 / 2                    |   | 6 / 6               |                  |   |       |
| Penalties / Yards  | 6 / 45                   |   | 5 / 51              |                  |   |       |
| Punts / Average    | 4 / 51.0                 |   | 1 / 35.0            |                  |   |       |
| Time of Possession | 29:12                    |   | 30:48               |                  |   |       |
|                    |                          |   |                     |                  |   |       |
| Stat Leaders       |                          | UMass                                       |                     | Georgia Southern |   |       |
| Rushing            | Shipp (35-244-3)         |   | Hill (29-228-2)     |                  |   |       |
|                    | Quinlan (5-32-1)         |   | Peterson (28-161-2) |                  |   |       |
| Passing            | Bankhead (17-25-152-0-0) |   | Hill (8-16-111-1-1) |                  |   |       |
| Receiving          | Moore (6-63-0)           |   | Joyner (6-94-1)     |                  |   |       |

### BOX SCORE

| Scoring Summary    | 1st                      | 2nd  | 3rd | 4th                  | OT     | — | Total |
|--------------------|--------------------------|--|-----|----------------------|--------|---|-------|
| UMass              | 7                        | 3  | 13  | 0                    | 7      | — | 30    |
| Furman             | 7                        | 7  | 6   | 3                    | 0      | — | 23    |
| 1st                | 8:53                     | FU—Russell 1 run (Wells kick)                  |     |                      |        |   |       |
|                    | 5:00                     | UM—Zullo 15 pass from Bankhead (Cherry kick)   |     |                      |        |   |       |
| 2nd                | 14:21                    | UM—Cherry 34 field goal                        |     |                      |        |   |       |
|                    | 5:57                     | FU—Russell 1 run (Wells kick)                  |     |                      |        |   |       |
| 3rd                | 11:05                    | UM—Shipp 13 run (D. White kick blocked)        |     |                      |        |   |       |
|                    | 8:33                     | FU—Russell 1 run (Hill pass failed)            |     |                      |        |   |       |
|                    | 5:01                     | UM—Higgins 31 pass from Bankhead (Cherry kick) |     |                      |        |   |       |
| 4th                | 11:21                    | FU—Wells 39 field goal                         |     |                      |        |   |       |
| OT                 | —                        | UM—Shipp 1 run (D. White kick)                 |     |                      |        |   |       |
|                    |                          |  |     |                      |        |   |       |
| Team Statistics    |                          | UMass  |     |                      | Furman |   |       |
| First Downs        | 28                       |  |     | 25                   |        |   |       |
| Rushing Yards      | 202                      |  |     | 240                  |        |   |       |
| Passing Yards      | 287                      |  |     | 183                  |        |   |       |
| Total Offense      | 489                      |  |     | 423                  |        |   |       |
| Passes             | 28-41-0                  |  |     | 15-25-1              |        |   |       |
| Fumbles / Lost     | 2 / 1                    |  |     | 1 / 1                |        |   |       |
| Penalties / Yards  | 4 / 21                   |  |     | 6 / 36               |        |   |       |
| Punts / Average    | 4 / 39.8                 |  |     | 4 / 34.3             |        |   |       |
| Time of Possession | 29:50                    |  |     | 30:10                |        |   |       |
|                    |                          |  |     |                      |        |   |       |
| Stat Leaders       |                          | UMass  |     |                      | Furman |   |       |
| Rushing            | Shipp (36-170-2)         |  |     | Ivory (19-143-0)     |        |   |       |
|                    | Hill (19-40-0)           |  |     |                      |        |   |       |
| Passing            | Bankhead (28-41-287-2-0) |  |     | Hill (15-25-183-0-1) |        |   |       |
| Receiving          | Zullo (10-121-1)         |  |     | Kitchings (5-83-0)   |        |   |       |
|                    | Higgins (5-87-1)         |  |     | Smerdzinski (4-40-0) |        |   |       |
|                    | Cariello (5-35-0)        |  |     |                      |        |   |       |

# 1999 NCAA Division I-AA Quarterfinals GEORGIA SOUTHERN 38 UMASS 21

December 4, 1999

Paulson Stadium, Statesboro, Ga.



Adrian Zullo had 102 receiving yards vs. GSU.

In a rematch of the 1998 NCAA I-AA title game, Walter Payton Award winner Adrian Peterson rushed for 333 yards and five touchdowns on 32 carries, to lead No. 2 Georgia Southern to a 38-21 victory over the 10th-ranked Minutemen. The game began as a defensive struggle, and the Eagles took a 10-7 lead into the lockerroom. UMass then took the opening kickoff of the second half and went 69 yards to take a 14-10 lead on Marcel Shipp's two-yard scoring run. The Eagles regained the lead with a pair of scoring runs from Peterson, taking a 24-14 lead into the fourth quarter. The Minutemen cut the lead to 24-21 on an eight-yard touchdown pass from Todd Bankhead to Pete Cariello, but were unable to get any closer. Peterson added two more touchdowns late in the fourth quarter to conclude the scoring. Shipp finished the day with 28 carries for 104 yards and two touchdowns. Bankhead completed 21 of 33 passes for 316 yards

and one score, with Adrian Zullo bringing in six receptions for 102 yards. Compton Webster led the UMass defense with 11 tackles and a fumble recovery, while Paul Bolden and Dan Schneider both totaled nine tackles.

## BOX SCORE

| Scoring Summary  | 1st  | 2nd | 3rd | 4th | — | Total |
|------------------|--|-----|-----|-----|---|-------|
| UMass            | 0  | 7   | 7   | 7   | — | 21    |
| Georgia Southern | 2  | 8   | 14  | 14  | — | 38    |
| 1st 4:40         | GSU—Team safety                                |     |     |     |   |       |
| 2nd 13:24        | UM—Shipp 2 run (Cherry kick)                   |     |     |     |   |       |
| 2:14             | GSU—Peterson 3 run (Peterson run)              |     |     |     |   |       |
| 3rd 12:47        | UM—Shipp 2 run (D. White kick)                 |     |     |     |   |       |
| 10:34            | GSU—Peterson 25 run (Chambers kick)            |     |     |     |   |       |
| 0:00             | GSU—Peterson 9 run (Chambers kick)             |     |     |     |   |       |
| 4th 11:58        | UM—Cariello 8 pass from Bankhead (Cherry kick) |     |     |     |   |       |
| 6:52             | GSU—Peterson 25 run (Chambers kick)            |     |     |     |   |       |
| 6:11             | GSU—Peterson 25 run (Chambers kick)            |     |     |     |   |       |

| Team Statistics    | UMass    | Georgia Southern |
|--------------------|----------|------------------|
| First Downs        | 19       | 23               |
| Rushing Yards      | 81       | 470              |
| Passing Yards      | 316      | 30               |
| Total Offense      | 397      | 500              |
| Passes             | 21-34-1  | 2-6-0            |
| Fumbles / Lost     | 2 / 1    | 3 / 1            |
| Penalties / Yards  | 9 / 78   | 8 / 73           |
| Punts / Average    | 5 / 47.2 | 5 / 40.0         |
| Time of Possession | 26:37    | 33:23            |

| Stat Leaders | UMass   | Georgia Southern                         |
|--------------|---|--|
| Rushing      | Shipp (28-104-2)<br>Coley (8-75-0)            | Peterson (32-333-5)                      |
| Passing      | Bankhead (21-33-316-1-1)<br>Hardy (0-1-0-0-0) | Hill (1-5-6-0-0)<br>Johnson (1-1-24-0-0) |
| Receiving    | Shipp (7-68-0)<br>Zullo (6-102-0)             | Hill (1-24-0)                            |

# 2003 NCAA Division I-AA First Round COLGATE 19 UMass 7

November 29, 2003

Andy Kerr Stadium, Hamilton, N.Y.

Quarterback Chris Brown and wideout J.B.

Gerald hooked up for a pair of touchdowns from 13 and 30 yards out to lead sixth-ranked Colgate over the fifth-ranked Minutemen 19-7 in a blizzard at Andy Kerr Stadium. UMass got on the board first as Leroy Brooks blocked a punt and teammate James Ihedigbo scooped up the loose ball and raced 25 yards into the endzone giving the Minutemen a 7-0 advantage with 6:43 left in the first quarter. UMass had a chance to extend the lead as Raider running back Jamaal Branch fumbled on his own 27-yard line where Minuteman Mike Haynes recovered. After driving to the Colgate five-yard line, Michael Torres missed wide right on a 22-yard field goal attempt. Colgate answered with a 10-play, 80-yard touchdown drive capped by a 13-yard score from Brown to Gerald. UMass appeared to have stalled the Raiders drive two plays earlier as a fourth-down pass attempt went incomplete, but the Minutemen were called for an interference penalty allowing the series to continue. Branch went in from two-yards out two plays later, but Colgate missed the conversion and led 13-7. Neither team would score again in a first half, which saw the Raiders total only 14 yards rushing on 18 attempts. Defensively, James Ihedigbo, Anton McKenzie and Mark Kimener each had eight tackles to lead the Minutemen.



James Ihedigbo had UMass' only score at Colgate.

## BOX SCORE

| Scoring Summary |   |     |     |     |       |
|-----------------|---|-----|-----|-----|-------|
|                 | 1st   | 2nd | 3rd | 4th | Total |
| UMass           | 7   | 0   | 0   | 0   | — 7   |
| Colgate         | 0   | 13  | 0   | 6   | — 19  |
| 1st 6:43        | UM—Ihedigbo 25 blocked punt return (Torres kick)  |     |     |     |       |
| 2nd 9:44        | CU—Gerald 13 pass from Brown (Schwarzberg kick)   |     |     |     |       |
| 8:14            | CU—Branch 2 run (Saraceno rush failed)            |     |     |     |       |
| 4th 12:57       | CU—Gerald 30 pass from Brown (Gerald rush failed) |     |     |     |       |

| Team Statistics      | UMass    | Colgate  |
|----------------------|----------|----------|
| First Downs          | 16       | 15       |
| Rushing Yards        | 100      | 53       |
| Passing Yards        | 199      | 209      |
| Total Offense        | 299      | 262      |
| Passes               | 12-36    | 17-37    |
| Interceptions Thrown | 1        | 1        |
| Fumbles / Lost       | 4 / 3    | 1 / 1    |
| Penalties / Yards    | 2 / 22   | 4 / 37   |
| Punts / Average      | 3 / 30.0 | 8 / 28.9 |
| Punt Returns         | 6-48     | 0-0      |
| Kickoff Returns      | 3-34     | 1-7      |
| Time of Possession   | 29:21    | 30:31    |

| Stat Leaders | UMass                                | Colgate                            |
|--------------|--------------------------------------|------------------------------------|
| Rushing      | Baylark (20-84-0)                    | Branch (25-59-1)                   |
| Passing      | Krohn (12-36-199-0-1)                | Brown (17-37-209-2-1)              |
| Receiving    | Peebler (3-70-0)<br>Douglas (3-29-0) | Gerald (7-91-2)<br>Graham (6-82-0) |



## 2006 NCAA Division I-AA First Round

### UMASS 35

### LAFAYETTE 14

Nov. 25, 2006

McGuirk Stadium, Amherst, Mass.



Mike Omar scored this 33-yard TD reception.

No. 3 UMass advanced to the NCAA Division I Quarterfinals with a 35-14 victory over Lafayette on a sunny afternoon at McGuirk Stadium in the NCAA First Round. Steve Baylark ran all over the Leopards, gaining 152 yards and scoring two touchdowns.

Liam Coen threw three touchdowns as he was very efficient completing just 9-of-15 for 151 yards. Baylark came out blazing as he scored UMass' first two touchdowns less than 11 minutes into the game. He finished off a 60-yard drive with an 8-yard run to UMass the 7-0 lead with 8:26 left in the first quarter. On the next drive, Baylark continued to run wild and finished that drive with a 26-yard tackle-breaking run to give UMass the 14-0 lead.

The Minutemen expanded the lead to 21-0 as junior college transfer Michael Omar made his first catch in nearly three months, for a 33-yard touchdown from Coen.

Lafayette mounted a comeback by virtue of UMass turnovers. Coen threw his first interception since Oct. 14, at Towson, with 3:06 left in the first half as Torian Johnson picked off the sophomore quarterback and

returned it 17 yards to the UMass 34-yard line. Three plays later Leopard quarterback Brad Maurer hit Shaun Adair from 26 yards away with 1:23 left in the first half. On the ensuing kickoff, UMass' Courtney Robinson returned it 35 yards, but Lafayette's Adrian Lawson forced a fumble and LC recovered the ball on UMass' 43. Two plays later Duaeno Dorsey hauled in a 31-yard pass from Maurer to cut the lead to 21-14 with just 28 seconds left in the first half.

#### BOX SCORE

| Score by Quarters  | 1  | 2  | 3      | 4 | Score |
|--|--|----|--------|---|-------|
| Lafayette (6-6)  | 0  | 14 | 0      | 0 | 14    |
| #3 Massachusetts (11-1)  | 14   | 7  | 7      | 7 | 35    |
| 1st 08:26  | UMASS Steve Baylark 8 yd run (Chris Koepplin kick)                   |    |        |   |       |
| 04:23  | UMASS Steve Baylark 26 yd run (Chris Koepplin kick)                  |    |        |   |       |
| 2nd 13:25  | UMASS Mike Omar 33 yd pass from Liam Coen (Chris Koepplin kick)      |    |        |   |       |
| 01:23  | LAF. Shaun Adair 26 yd pass from Brad Maurer (Rick Ziska kick)       |    |        |   |       |
| 00:28  | LAF. Duaeno Dorsey 31 yd pass from Brad Maurer (Rick Ziska kick)     |    |        |   |       |
| 3rd 02:01  | UMASS Ian Jorgensen 7 yd pass from Liam Coen (Chris Koepplin kick)   |    |        |   |       |
| 4th 05:26  | UMASS Brandon London 18 yd pass from Liam Coen (Chris Koepplin kick) |    |        |   |       |
|  | LAFAYETTE  |    | UMASS  |   |       |
| FIRST DOWNS  | 14   |    | 20     |   |       |
| RUSHES-YARDS (NET)   | 22-61  |    | 38-193 |   |       |
| PASSING YDS (NET)  | 140  |    | 151    |   |       |
| Passes Att-Comp-Int  | 33-18-1  |    | 15-9-1 |   |       |
| TOTAL OFFENSE PLAYS-YARDS  | 55-201   |    | 53-344 |   |       |
| Fumble Returns-Yards   | 0-0  |    | 0-0    |   |       |
| Punt Returns-Yards   | 2-4  |    | 3-15   |   |       |
| Kickoff Returns-Yards  | 5-92   |    | 3-52   |   |       |
| Interception Returns-Yards   | 1-17   |    | 1-59   |   |       |
| Punts (Number-Avg)   | 7-37.1   |    | 4-39.8 |   |       |
| Fumbles-Lost   | 1-1  |    | 2-1    |   |       |
| Penalties-Yards  | 6-54   |    | 7-70   |   |       |
| Possession Time  | 30:59  |    | 29:01  |   |       |
| Third-Down Conversions   | 3 of 12  |    | 4 of 8 |   |       |
| Fourth-Down Conversions  | 0 of 1   |    | 0 of 0 |   |       |
| Red-Zone Scores-Chances  | 0-0  |    | 3-4    |   |       |
| Sacks By: Number-Yards   | 1-10   |    | 1-7    |   |       |
| RUSHING: Lafayette-Hurt, Jonathan 16-41; Maurer, Brad 5-12; Russo, Joe 1-8. Massachusetts-Steve Baylark 24-152; Tony Nelson 4-17; J.J. Moore 1-16; Tim Washington 5-16; Rasheed Rancher 1-6; TEAM 2-minus 4; Liam Coen 1-minus 10.   |  |    |        |   |       |
| PASSING: Lafayette-Maurer, Brad 18-33-1-140. Massachusetts-Liam Coen 9-15-1-151.   |  |    |        |   |       |
| RECEIVING: Lafayette-Adair, Shaun 6-74; Dorsey, Duaeno 3-50; Hurt, Jonathan 3-8; Ort, Joe 1-8; Russo, Joe 1-6; Conte, Michael 1-3; Logan, Kevin 1-2; Hutson, Travis 1-0; Maurer, Brad 1-minus 11. Massachusetts-Brad Listorti 3-62; Brandon London 2-32; J.J. Moore 2-17; Mike Omar 1-33; Ian Jorgensen 1-7. |  |    |        |   |       |

## 2006 NCAA Division I-AA Quarterfinal

### UMASS 24

### NEW HAMPSHIRE 17

Dec. 2, 2006

McGuirk Stadium, Amherst, Mass.

No. 3 UMass (12-1) advanced to the NCAA Semifinals with a 24-17 victory over No. 9 New Hampshire (9-4) before a sell-out crowd of 17,000.

In a virtual repeat of the waning seconds in the regular season meeting between the rivals, Jason Hatchell batted down a fourth-and-one pass by UNH's Ricky Santos, intended for Keith LaVan, to ensure the 12th victory of the for the Minutemen.

Steve Baylark romped for 198 yards - his second-highest rushing total - to pace the UMass offensive attack. His 60-yard burst in the first quarter set up his only touchdown of the day.

Brad Anderson intercepted Ricky Santos with 13:30 left in the fourth quarter and returned the ball 31 yards to the UNH 14-yard line which set up Chris Koepplin's 33-yard field goal with 11:08 left in regulation.

UMass took a 21-17 lead as Brandon London snagged a 31-yard TD pass from Liam Coen with 6:21 left in the third quarter. He broke away and dove across the endzone line with tacklers draped on him. It was London's 15th career receiving TD, tying for fourth-most at UMass.

The Wildcats grabbed a 17-14 halftime lead as Tom Manning kicked a 41-yard field goal as time expired in the first half. UNH tied the game at 14-14 with 1:34 left in the first half as Keith Levan hauled in an 11-yard pass from Ricky Santos.

UMass took a 14-7 lead as sophomore Ian Jorgensen caught a 6-yard pass from Liam Coen with 8:56 left in the second quarter.



Brandon London dove into the end zone on his 31-yard score.

#### BOX SCORE

| Score by Quarters  |       |       | 1  | 2  | 3       | 4 | Score |
|--|-------|-------|--|----|---------|---|-------|
| #9 New Hampshire (9-4)   |       |       | 7  | 10 | 0       | 0 | 17    |
| #3 Massachusetts (12-1)  |       |       | 7  | 7  | 7       | 3 | 24    |
| 1st  | 12:31 | UMASS | Steve Baylark 1 yd run (Chris Koepplin kick)                   |    |         |   |       |
|  | 11:51 | UNH   | Chad Kackert 87 yd run (Tom Manning kick)                      |    |         |   |       |
| 2nd  | 08:56 | UMASS | Ian Jorgensen 6 yd pass from Liam Coen (Chris Koepplin kick)   |    |         |   |       |
|  | 01:34 | UNH   | Keith Levan 11 yd pass from Ricky Santos (Tom Manning)         |    |         |   |       |
|  | 00:00 | UNH   | Tom Manning 41 yd field goal                                   |    |         |   |       |
| 3rd  | 06:21 | UMASS | Brandon London 31 yd pass from Liam Coen (Chris Koepplin kick) |    |         |   |       |
| 4th  | 11:08 | UMASS | Chris Koepplin 33 yd field goal                                |    |         |   |       |
|  |       |       | UNH  |    | UMASS   |   |       |
| FIRST DOWNS  |       |       | 17   |    | 18      |   |       |
| RUSHES-YARDS (NET)   |       |       | 36-217   |    | 34-196  |   |       |
| PASSING YDS (NET)  |       |       | 129  |    | 231     |   |       |
| Passes Att-Comp-Int  |       |       | 26-16-1  |    | 29-19-1 |   |       |
| TOTAL OFFENSE PLAYS-YARDS  |       |       | 62-346   |    | 63-427  |   |       |
| Fumble Returns-Yards   |       |       | 0-0  |    | 0-0     |   |       |
| Punt Returns-Yards   |       |       | 0-0  |    | 1-13    |   |       |
| Kickoff Returns-Yards  |       |       | 5-98   |    | 3-37    |   |       |
| Interception Returns-Yards   |       |       | 1-26   |    | 1-31    |   |       |
| Punts (Number-Avg)   |       |       | 7-33.6   |    | 3-40.0  |   |       |
| Fumbles-Lost   |       |       | 1-0  |    | 2-1     |   |       |
| Penalties-Yards  |       |       | 3-20   |    | 7-56    |   |       |
| Possession Time  |       |       | 30:54  |    | 29:06   |   |       |
| Third-Down Conversions   |       |       | 3 of 11  |    | 2 of 11 |   |       |
| Fourth-Down Conversions  |       |       | 0 of 1   |    | 1 of 2  |   |       |
| Red-Zone Scores-Chances  |       |       | 1-2  |    | 3-6     |   |       |
| Sacks By: Number-Yards   |       |       | 2-16   |    | 6-29    |   |       |
| <b>RUSHING:</b> New Hampshire-Kackert, Chad 7-105; Simpson, Robert 11-57; Santos, Ricky 15-29; Ward, Chris 3-26. Massachusetts-Steve Baylark 23-198; Brandon London 1-1; Liam Coen 6-0; Tim Washington 1-0; TEAM 3-minus 3.  |       |       |  |    |         |   |       |
| <b>PASSING:</b> New Hampshire-Santos, Ricky 16-26-1-129. Massachusetts-Liam Coen 19-28-1-231; Scott Woodward 0-1-0-0.  |       |       |  |    |         |   |       |
| <b>RECEIVING:</b> New Hampshire-Ball, David 6-54; Levan, Keith 5-45; Ward, Chris 3-17; Kackert, Chad 1-7; Brown, Aaron 1-6. Massachusetts-J.J. Moore 6-60; Brandon London 5-75; Brad Listorti 2-57; Ian Jorgensen 2-16; Steve Baylark 2-14; Tim Washington 1-6; Rasheed Rancher 1-3. |       |       |  |    |         |   |       |

## 2006 NCAA Division I-AA Semifinal UMASS 19 MONTANA 17

Dec. 8, 2006

Washington-Grizzly Stadium, Missoula, Mont.

No. 3 UMass advanced to its third NCAA Division I National Championship game in history with a 19-17 win at No. 2 Montana before a sold-out and raucous crowd of 23,454 and a national-TV audience on ESPN2.



Chris Koeplin kicked the game-winning 43-yard field goal.

Steve Baylark was an amazing all-purpose back with 245 total yards. He had his ninth 100-yard rushing game this season and 25th of his career with 169 yards and two touchdowns. He also had a career-high 76 receiving yards to lead the receiving corps. It was Baylark's 14th career two-touchdown game and UMass is 13-1 in those games. In his 25 career 100-yard games, UMass is now 22-3. He had 12 carries in the fourth quarter to keep Montana's offense off the field.

Kicker Chris Koeplin kicked the eventual game-winning field goal from 43 yards away with 13:25 left in regulation. The Minutemen, who haven't given up a point in the second half of their three playoff games, held the Grizzlies to just 67 yards in the final 30 minutes.

Koeplin's game-winner was set up when the UMass defense forced a safety in a defensive-minded third quarter. The Minutemen pressured Grizz quarterback Josh Swogger to fumble the ball out of the end zone to make it 17-16 with 1:26 left in the third quarter. Dominique Milton was credited with the safety as he was the last player to hit Swogger after Brandon Freeman and Brad Anderson unleashed huge pressure.

It was again the UMass defense that sealed the game when Brandon Smith intercepted Swogger with 36 seconds remaining in the game after the Minutemen turned over the ball on a missed 46-yard field goal.

On defense, Milton forced a safety for his first career points and sack. Courtney Robinson had a forced fumble and his second career interception.

### BOX SCORE

| Score by Quarters          | 1   | 2  | 3       | 4 | Score |
|----------------------------|---|----|---------|---|-------|
| #3 Massachusetts (13-1)    | 7   | 7  | 2       | 3 | 19    |
| #2 Montana (12-2)          | 0   | 17 | 0       | 0 | 17    |
| 1st 12:10                  | UMASS Steve Baylark 35 yd run (Chris Koeplin kick)                                |    |         |   |       |
| 2nd 14:57                  | UM Dan Carpenter 23 yd field goal   |    |         |   |       |
| 11:54                      | UM Muckie Foreman 58 yd interception (Dan Carpenter kick)                         |    |         |   |       |
| 08:33                      | UMASS Steve Baylark 5 yd run (Chris Koeplin kick)                                 |    |         |   |       |
| 00:10                      | UM Brady Green 1 yd run (Dan Carpenter kick)                                      |    |         |   |       |
| 3rd 01:26                  | UMASS Dominique Milton safety, forced Josh Swogger to fumble ball out of end zone |    |         |   |       |
| 4th 13:25                  | UMASS Chris Koeplin 43 yd field goal  |    |         |   |       |
|                            | UMASS   |    | MONTANA |   |       |
| FIRST DOWNS                | 23  |    | 12      |   |       |
| RUSHES-YARDS (NET)         | 45-226  |    | 23-83   |   |       |
| PASSING YDS (NET)          | 234   |    | 167     |   |       |
| Passes Att-Comp-Int        | 33-21-2   |    | 31-15-2 |   |       |
| TOTAL OFFENSE PLAYS-YARDS  | 78-460  |    | 54-250  |   |       |
| Fumble Returns-Yards       | 0-0   |    | 0-0     |   |       |
| Punt Returns-Yards         | 3-17  |    | 2-29    |   |       |
| Kickoff Returns-Yards      | 3-54  |    | 4-95    |   |       |
| Interception Returns-Yards | 2--2  |    | 2-67    |   |       |
| Punts (Number-Avg)         | 5-42.4  |    | 6-41.3  |   |       |
| Fumbles-Lost               | 2-0   |    | 2-1     |   |       |
| Penalties-Yards            | 12-85   |    | 1-8     |   |       |
| Possession Time            | 39:14   |    | 20:46   |   |       |
| Third-Down Conversions     | 7 of 15   |    | 4 of 11 |   |       |
| Fourth-Down Conversions    | 0 of 0  |    | 0 of 0  |   |       |
| Red-Zone Scores-Chances    | 1-1   |    | 2-2     |   |       |
| Sacks By: Number-Yards     | 1-10  |    | 1-2     |   |       |

**RUSHING:** Massachusetts-Steve Baylark 29-169; Tim Washington 10-50; Matt Lawrence 3-13; TEAM 1-minus 2; Liam Coen 2-minus 4. Montana-T. B-Fletcher 16-74; Reggie Bradshaw 1-3; Josh Swogger 4-3; Brady Green 2-3.

**PASSING:** Massachusetts-Liam Coen 21-33-2-234. Montana-Josh Swogger 15-31-2-167.

**RECEIVING:** Massachusetts-J.J. Moore 6-51; Steve Baylark 5-76; Brandon London 4-45; Brad Listorti 2-12; Matt Lawrence 1-20; Tim Washington 1-15; Rasheed Rancher 1-11; Mike Omar 1-4. Montana-Rob Schulte 6-57; Eric Allen 3-36; Ryan Bagley 2-26; Dan Beaudin 2-16; Craig Chambers 1-29; Steven Pfahler 1-3.

## 2006 NCAA Division I-AA Championship APPALACHIAN STATE 28 UMASS 17

Dec. 15, 2006

Flinley Stadium, Chattanooga, Tenn.

Appalachian State put the ball in Kevin Richardson's hands with its second straight NCAA Division I-AA title at stake.

Richardson's fourth touchdown sealed Appalachian State's 28-17 victory over Massachusetts on Friday night. The former walk-on finished with 179 yards.

His third touchdown put the Mountaineers (14-1) ahead 21-14 at the beginning of the fourth quarter. He added another for 2 yards with 1:51 left that gave him the I-AA record for rushing touchdowns in a season with 30.

The Minutemen (13-2), hoping to win their first title since 1998, cut it to 21-17 on Chris Koeplin's 42-yard field goal with 8:46 left.

Appalachian State then took 6:46 off the clock as Richardson ran 10 times in a long drive before capping it with his last touchdown.

UMass got the ball back, but Appalachian State's Corey Lynch had an interception to seal it.

The Mountaineers' freshman quarterback, Armanti Edwards managed the game well and finished 12-of-19 for 146 yards. He also ran 15 times for 81 yards, and Appalachian State totaled 285 yards on the ground. Richardson's counterpart for UMass, Steve Baylark, tried to carry the Minutemen. He ran for 133 yards on 24 carries.

UMass tied it at 14 in the third quarter on Liam Coen's 17-yard pass to Brad Listorti, who tiptoed a few yards down the sideline to stay in bounds and score. The Minutemen got the ball after James Ihedigbo intercepted a pass by Edwards at the UMass 19, stopping Appalachian State's first prolonged drive of the second half.

The attendance was announced at 22,808, a sellout and overflow crowd and the largest for the I-AA title game since it moved to Chattanooga in 1997.



### BOX SCORE

| Score by Quarters               | 1  | 2 | 3       | 4  | Score |
|---------------------------------|--|---|---------|----|-------|
| #1 Appalachian State (14-1,7-0) | 7  | 7 | 0       | 14 | 28    |
| #3 Massachusetts (13-2,8-1)     | 7  | 0 | 7       | 3  | 17    |
| 1st 11:49                       | UMASS Matt Lawrence 1 yd run (Chris Koeplin kick)                  |   |         |    |       |
| 01:15                           | ASU Kevin Richardson 45 yd run (Julian Rauch kick)                 |   |         |    |       |
| 2nd 00:49                       | ASU Kevin Richardson 6 yd run (Julian Rauch kick)                  |   |         |    |       |
| 3rd 04:22                       | UMASS Brad Listorti 17 yd pass from Liam Coen (Chris Koeplin kick) |   |         |    |       |
| 4th 13:22                       | ASU Kevin Richardson 4 yd run (Julian Rauch kick)                  |   |         |    |       |
| 08:46                           | UMASS Chris Koeplin 42 yd field goal                               |   |         |    |       |
| 01:51                           | ASU Kevin Richardson 2 yd run (Julian Rauch kick)                  |   |         |    |       |
|                                 | APP ST.  |   | UMASS   |    |       |
| FIRST DOWNS                     | 24   |   | 19      |    |       |
| RUSHES-YARDS (NET)              | 53-285   |   | 32-151  |    |       |
| PASSING YDS (NET)               | 146  |   | 221     |    |       |
| Passes Att-Comp-Int             | 19-12-1  |   | 33-20-2 |    |       |
| TOTAL OFFENSE PLAYS-YARDS       | 72-431   |   | 65-372  |    |       |
| Fumble Returns-Yards            | 0-0  |   | 0-0     |    |       |
| Punt Returns-Yards              | 3-36   |   | 1-2     |    |       |
| Kickoff Returns-Yards           | 4-79   |   | 0-0     |    |       |
| Interception Returns-Yards      | 2-23   |   | 1-0     |    |       |
| Punts (Number-Avg)              | 4-31.5   |   | 4-44.8  |    |       |
| Fumbles-Lost                    | 0-0  |   | 0-0     |    |       |
| Penalties-Yards                 | 3-15   |   | 2-25    |    |       |
| Possession Time                 | 33:10  |   | 26:50   |    |       |
| Third-Down Conversions          | 7 of 14  |   | 5 of 12 |    |       |
| Fourth-Down Conversions         | 2 of 2   |   | 1 of 1  |    |       |
| Red-Zone Scores-Chances         | 3-3  |   | 2-2     |    |       |
| Sacks By: Number-Yards          | 1-4  |   | 1-7     |    |       |

**RUSHING:** Appalachian State-K. Richardson 30-179; Armanti Edwards 15-81; Devon Moore 6-29; TEAM 2-minus 4. Massachusetts-Steve Baylark 24-133; Matt Lawrence 2-13; Mike Omar 1-8; Rasheed Rancher 1-3; Liam Coen 2-minus 2; Tim Washington 2-minus 4.

**PASSING:** Appalachian State-Armanti Edwards 12-19-1-146. Massachusetts-Liam Coen 20-33-2-221.

**RECEIVING:** Appalachian State-Dexter Jackson 3-44; W. Mayfield 3-44; T.J. Courman 3-25; Josh Johnson 1-15; K. Richardson 1-14; Daniel Bettis 1-4. Massachusetts-Brad Listorti 5-78; J.J. Moore 4-61; Brandon London 4-31; Steve Baylark 3-24; Matt Lawrence 2-14; Tim Washington 1-7; Rasheed Rancher 1-6.

## 2007 NCAA FCS First Round UMASS 49 FORDHAM 35

Nov. 24, 2007

McGuirk Stadium, Amherst, Mass.



Liam Coen set the UMass passing yardage record with 419 against Fordham.

No. 7 UMass advanced to the Quarterfinals with a 49-35 win over Patriot League Champion Fordham on a record-setting day for the Minutemen. Liam Coen set the UMass record for passing yards in a game with 419 along with four TD passes. Matt Lawrence had his ninth 100-yard rushing game of the season with 167 and three rushing TDs. Rasheed Rancher had the second-most receiving yards in a game with 198.

The Minutemen piled up 649 yards of total offense, the second-most in a game in school history. They set the record of 651 against New Hampshire in 1965. Fordham had 406 yards as the teams combining 1,055 total yards.

Charles Walker's first-career interception set up the game-sealing drive as Lawrence ran in for his third touchdown of the game for two yards, making it 49-35 with 5:15 left in the fourth.

UMass took the lead back at 42-35 as Lawrence rank in from 13 yards out for his second score of the day. On the drive, Coen set the UMass single-game passing yardage record as he broke the record of 403 held by Matt Guice in 2001.

Skelton hooked up with Sylvester Clarke for an 11-yard touchdown with 11:59 left in the fourth quarter. The drive spanned 98 yards

as Skelton completed 4-of-5 for 69 yards in leading the Rams down the field. The drive began off another UMass turnover on a failed halfback option. Lawrence was attempting to throw a pass to Ian Jorgensen in the end zone, but was picked off.

### BOX SCORE

| Score by Quarters   | 1  | 2  | 3 | 4  | Score |
|---|----|----|---|----|-------|
| #25 Fordham (8-4)   | 7  | 14 | 7 | 7  | 35    |
| #7 Massachusetts (10-2)   | 14 | 14 | 7 | 14 | 49    |
| 1st 10:29 UMASS J.J. Moore 7 yd pass from Liam Coen (C.Koeplin kick)    |    |    |   |    |       |
| 1st 10:04 UMASS Ian Jorgensen 7 yd pass from Liam Coen (C.Koeplin kick) |    |    |   |    |       |
| 06:12 UMASS Matt Lawrence 2 yd run (Chris Koeplin kick)                 |    |    |   |    |       |
| 00:55 FORD Skelton, John 1 yd run (Danko, Adam kick)                    |    |    |   |    |       |
| 2nd 08:18 UMASS R. Rancher 12 yd pass from Liam Coen (C.Koeplin kick)   |    |    |   |    |       |
| 02:46 FORD C. Kritzer 3 yd pass from J. Skelton (Danko, Adam kick)      |    |    |   |    |       |
| 02:26 UMASS R.Rancher 41 yd pass from Liam Coen (C.Koeplin kick)        |    |    |   |    |       |
| 00:00 FORD Skelton, John 1 yd run (Danko, Adam kick)                    |    |    |   |    |       |
| 3rd 12:30 FORD R. Rayborn 19 yd pass from J. Skelton (Danko, Adam kick) |    |    |   |    |       |
| 09:05 UMASS Chris Zardas 33 yd pass from Liam Coen (C.Koeplin kick)     |    |    |   |    |       |
| 4th 11:59 FORD S. Clarke 11 yd pass from J. Skelton (Danko, Adam kick)  |    |    |   |    |       |
| 09:25 UMASS Matt Lawrence 13 yd run (Chris Koeplin kick)                |    |    |   |    |       |
| 05:15 UMASS Matt Lawrence 2 yd run (Chris Koeplin kick)                 |    |    |   |    |       |

|                            | FORDHAM | UMASS   |
|----------------------------|---------|---------|
| FIRST DOWNS                | 20      | 30      |
| RUSHES-YARDS (NET)         | 29-125  | 39-236  |
| PASSING YDS (NET)          | 281     | 413     |
| Passes Att-Comp-Int        | 47-25-1 | 39-25-1 |
| TOTAL OFFENSE PLAYS-YARDS  | 76-406  | 78-649  |
| Fumble Returns-Yards       | 1-27    | 0-0     |
| Punt Returns-Yards         | 2-6     | 2-6     |
| Kickoff Returns-Yards      | 8-130   | 4-84    |
| Interception Returns-Yards | 1-2     | 1-11    |
| Punts (Number-Avg)         | 7-41.3  | 3-22.3  |
| Fumbles-Lost               | 0-0     | 1-1     |
| Penalties-Yards            | 6-40    | 5-45    |
| Possession Time            | 29:13   | 30:47   |
| Third-Down Conversions     | 3 of 15 | 8 of 13 |
| Fourth-Down Conversions    | 2 of 3  | 0 of 1  |
| Red-Zone Scores-Chances    | 5-5     | 5-6     |
| Sacks By: Number-Yards     | 0-0     | 2-14    |

**RUSHING:** Fordham-Coven, Jonte 9-42; Magiera, Nichol 1-38; Lewis, Quasand 8-23; Martin, Xavier 5-23; Skelton, John 6-minus 1. Massachusetts-Matt Lawrence 31-167; Chris Zardas 3-53; Rasheed Rancher 1-11; J.J. Moore 1-7; Tony Nelson 1-0; TEAM 2-minus 2.

**PASSING:** Fordham-Skelton, John 25-46-1-281; Moore, David 0-1-0-0. Massachusetts-Liam Coen 24-37-0-419; Brett Arnold 1-1-0-minus 6; Matt Lawrence 0-1-0-0.

**RECEIVING:** Fordham-Lucas, Asa 8-107; Rayborn, Richar 5-79; Moore, David 3-30; Clarke, Sylvest 3-27; Kritzer, Cody 3-12; Caldwell, Jason 2-18; Marchand, Bo 1-8. Massachusetts-Rasheed Rancher 8-198; J.J. Moore 8-115; Michael Omar 4-50; Ian Jorgensen 2-16; Chris Zardas 1-33; Tony Nelson 1-7; George Byrd 1-minus 6.

## 2007 NCAA FCS Quarterfinal SOUTHERN ILLINOIS 34 UMASS 27

Dec. 1, 2007

McAndrew Stadium, Carbondale, Ill.

Despite a valiant comeback, the No. 7 Minutemen lost to No. 4 Southern Illinois, 34-27. UMass finished the season at 10-3, marking its fourth 10-win season all-time.

The Salukis were too much to handle all afternoon from the opening whistle as Southern Illinois gashed UMass' defense for 462 yards, the most the Minutemen have allowed since giving up 516 to Boston College in 2004. UMass allowed its longest reception (69 yards) and longest rush (64 yards) of the season.

Liam Coen threw for a school-record 421 yards on 28-of-42. It marked the second week in a row he set the school record for passing yards.

Matt Lawrence gained more than 100 yards for the 10th time this season with 112, in his final collegiate game. Rasheed Rancher had five catches for 143 yards, giving him 1794 in his career, as he finished his career, fourth in receiving yards all-time at UMass. J.J. Moore had seven catches giving him 185, second all-time to Adrian Zullo (187) at UMass. Moore also had 94 receiving yards as he finished his career second in career receiving yards with 2423. Michael Omar also set career-high with 10 catches and 114 yards for his first-career 100-yard game.

UMass continued to try and rally all second half. The Minutemen cut the lead to 34-27 as Brad Listorti caught his first pass of the season from four yards out with 4:00 left in regulation.

The Minutemen cut the lead to 34-20 with 1:17 left in the third as Coen hit Jeremy Horne from 30 yards out for the receiver's third TD of the season.



Rasheed Rancher hauled in five passes for 143 yards including a 71-yard TD reception.

### BOX SCORE

| Score by Quarters   | 1  | 2 | 3 | 4 | Score |
|---|----|---|---|---|-------|
| #7 Massachusetts (10-3)   | 10 | 3 | 7 | 7 | 27    |
| #4 Southern Illinois (12-1)   | 20 | 7 | 7 | 0 | 34    |
| 1st 14:07 SIU Gettis, Byron 69 yd pass from Hill, Nick (Dougherty kick)     |    |   |   |   |       |
| 08:36 SIU White, Richard 10 yd run (Dougherty, Kyle kick failed)            |    |   |   |   |       |
| 04:15 UMASS Chris Koeplin 46 yd field goal                                  |    |   |   |   |       |
| 01:22 SIU Burgess, Rick 8 yd pass from Hill, Nick (Dougherty, Kyle kick)    |    |   |   |   |       |
| 01:05 UMASS R. Rancher 71 yd pass from Liam Coen (C.Koeplin kick)           |    |   |   |   |       |
| 2nd 06:04 UMASS Chris Koeplin 25 yd field goal                              |    |   |   |   |       |
| 01:02 SIU Randle, John 9 yd pass from Hill, Nick (Dougherty, Kyle kick)     |    |   |   |   |       |
| 3rd 06:52 SIU Warner, Larry 64 yd run (Dougherty, Kyle kick)                |    |   |   |   |       |
| 01:17 UMASS Jeremy Horne 30 yd pass from Liam Coen (C. Koeplin kick)        |    |   |   |   |       |
| 4th 04:00 UMASS Brad Listorti 4 yd pass from Liam Coen (Chris Koeplin kick) |    |   |   |   |       |

|                            | UMASS   | SIU     |
|----------------------------|---------|---------|
| FIRST DOWNS                | 25      | 20      |
| RUSHES-YARDS (NET)         | 28-101  | 46-246  |
| PASSING YDS (NET)          | 421     | 216     |
| Passes Att-Comp-Int        | 42-28-3 | 23-13-1 |
| TOTAL OFFENSE PLAYS-YARDS  | 70-522  | 69-462  |
| Fumble Returns-Yards       | 0-0     | 0-0     |
| Punt Returns-Yards         | 3-27    | 2-26    |
| Kickoff Returns-Yards      | 6-116   | 3-99    |
| Interception Returns-Yards | 1-0     | 3-25    |
| Punts (Number-Avg)         | 5-37.0  | 7-52.9  |
| Fumbles-Lost               | 0-0     | 0-0     |
| Penalties-Yards            | 8-71    | 8-65    |
| Possession Time            | 30:25   | 29:35   |
| Third-Down Conversions     | 6 of 13 | 5 of 13 |
| Fourth-Down Conversions    | 0 of 0  | 0 of 0  |
| Red-Zone Scores-Chances    | 3-4     | 3-4     |
| Sacks By: Number-Yards     | 3-19    | 2-15    |

**RUSHING:** Massachusetts-Matt Lawrence 24-112; E.J. Barthel 1-5; TEAM 1-minus 1; Liam Coen 2-minus 15. Southern Illinois-Randle, John 16-86; Warner, Larry 2-64; White, Richard 15-62; Hill, Nick 12-35; TEAM 1-minus 1.

**PASSING:** Massachusetts-Liam Coen 28-42-3-421. Southern Illinois-Hill, Nick 13-23-1-216.

**RECEIVING:** Massachusetts-Michael Omar 10-114; J.J. Moore 7-94; Rasheed Rancher 5-143; Jeremy Horne 1-30; Joe Sanford 1-22; Matt Lawrence 1-6; Brad Listorti 1-4; E.J. Barthel 1-4; Rob Getek 1-4. Southern Illinois-Turner, Alan 4-55; Gettis, Byron 2-104; Kernes, Ryan 2-21; Burgess, Rick 2-16; Randle, John 2-10; Goforth, Phil 1-10.



# 1998 NATIONAL CHAMPIONS


When Mark Whipple was hired as the head coach of the Minutemen on Dec. 16, 1997, he talked about winning a national championship. Few people thought that would happen, and almost no one believed UMass could accomplish the goal in only one season. But by the time the 1998 season concluded, the Minutemen had produced one of the greatest turnarounds in college football history, going from a 2-9 record the year before to a 12-3 mark and the NCAA Division I-AA national title.

The season saw a number of close games for UMass, with nine of the first 13 contests coming down to the final minute or overtime. The Minutemen then posted a dramatic come-from-behind win at Northwestern State in the NCAA semifinals, scoring 20 straight points in the fourth quarter to post a 41-31 victory. In the final game of the season, UMass rolled to a 55-43 win over top-ranked and previously unbeaten Georgia Southern, in a game which was not as close as the final score indicated.

On the way to the national championship, the Minutemen set numerous school records, many of which had stood for decades. Included among the records set were team single season marks for points scored (524), touchdowns (73), total yards (7,074), average yards per play (5.9), passing yards (4,050), completions (306) and first downs (354).

In the end, Whipple and his team, led by senior co-captains Khari Samuel and Kerry Taylor, brought UMass the first national championship in the history of a program which played its first game in 1879. The title was also the first in the history of the Atlantic 10.





5-Mark Whipple (middle left) holds up the NCAA trophy on ESPN; 6-The final scoreboard following the title game; 7-The Minutemen celebrate following the championship game; 8-Khari Samuel and Marcel Shipp at the postgame press conference; 9-Mark Whipple and Tennessee head coach Phil Fulmer accept their championship trophies from the American Football Coaches Association.

## All-Time Honors

### All-Americans\*

|      |                                    |
|------|------------------------------------|
| 1952 | Tony Chambers, E (first team)      |
| 1961 | Bob Foote, LT (first team)         |
| 1963 | Paul Graham, T (first team)        |
| 1964 | Milt Morin, TE (first team)        |
| 1965 | Milt Morin, TE (first team)        |
| 1967 | Greg Landry, QB (first team)       |
| 1971 | Bill DeFlavio, MG (first team)     |
| 1972 | Steve Schubert, WR (first team)    |
| 1973 | Tim Berra, FL (first team)         |
| 1975 | Ned Deane, OL (first team)         |
|      | Ed McAleney, DE (first team)       |
| 1976 | Ron Harris, DB (first team)        |
| 1977 | Kevin Cummings, TE (first team)    |
|      | Bruce Kimball, OG (first team)     |
| 1978 | Bruce Kimball, OG (first team)     |
| 1980 | Bob Manning, DB (first team)       |
| 1981 | Garry Pearson, RB (first team)     |
| 1982 | Garry Pearson, RB (first team)     |
| 1985 | Mike Dwyer, DL (first team)        |
| 1988 | John McKeown, LB (first team)      |
| 1990 | Paul Mayberry, OL (first team)     |
| 1992 | Don Caparotti, CB (first team)     |
| 1993 | Bill Durkin, OG (first team)       |
|      | Matt Rajotte, DB (third team)      |
| 1994 | Breon Parker, CB (first team)      |
|      | Brian Corcoran, DL (second team)   |
|      | Rene Ingoglia, RB (second team)    |
| 1995 | Rene Ingoglia, RB (first team)     |
| 1996 | Justin Riemer, LB (second team)    |
| 1998 | Khari Samuel, LB (first team)      |
|      | Marcel Shipp, RB (first team)      |
|      | Kerry Taylor, TE (first team)      |
|      | Todd Bankhead, QB (third team)     |
|      | Jimmy Moore, WR (third team)       |
| 1999 | Kole Ayi, LB (first team)          |
|      | Sean Higgins, TE (first team)      |
|      | Jeremy Robinson, DB (first team)   |
|      | Marcel Shipp, RB (first team)      |
|      | Jerard White, DB (first team)      |
|      | Mike Wynne, OL (first team)        |
| 2000 | Kole Ayi, LB (first team)          |
|      | Marcel Shipp, RB (third team)      |
| 2001 | Valdamar Brower, DL (first team)   |
|      | David Sanger, P (second team)      |
| 2002 | Valdamar Brower, DL (second team)  |
|      | Jeremy Cain, LB (second team)      |
|      | Maikel Miret, OL (third team)      |
| 2003 | Jeremy Cain, LB (second team)      |
|      | Anton McKenzie, DB (second team)   |
|      | Jason Peebler, WR (second team)    |
| 2004 | Shannon James, DB (first team)     |
| 2005 | Shannon James, DB (first team)     |
|      | Christian Koegel, P (third team)   |
| 2006 | James Ihedigbo, DB (first team)    |
|      | Alex Miller, C (first team)        |
|      | Steve Baylark, RB (second team)    |
|      | Matt Austin, OL (third team)       |
| 2007 | Matt Austin, OL (first team)       |
|      | Jason Hatchell, LB (first team)    |
|      | J.J. Moore, WR (second team)       |
| 2008 | Brett Arnold, P (first team)       |
|      | Courtney Robinson, CB (first team) |
|      | Jeromy Miles, S (second team)      |
| 2009 | Vladimir Ducasse, OT (first team)  |
|      | Jeromy Miles, SS (first team)      |
|      | Armando Cuko, PK (first team)      |
|      | Tyler Holmes, LB (second team)     |
| 2010 | Tyler Holmes, LB (first team)      |
| 2011 | Tyler Holmes, LB (first team)      |

\*Highest team listed, includes Sports Network, AFCA, Walter Camp, AP and College Sporting News

## Conference Honors

### Yankee Conference

#### Offensive Player of the Year

1990 Gary Wilkos, QB

### Yankee Conference

#### Defensive Player of the Year

1988 John McKeown, LB

1994 Brian Corcoran, DL

### Yankee Conference

#### Rookie of the Year

1985 Dave Palazzi, QB

1986 Tim Bryant, QB

1990 John Johnson, RB

1992 Rene Ingoglia, RB

### Yankee Conference

#### Coach of the Year

1988 Jim Reid

1990 Jim Reid

### Atlantic 10 Conference

#### Offensive Player of the Year

2006 Steve Baylark, RB

### Atlantic 10 Conference

#### Defensive Player of the Year

1998 Khari Samuel, LB

2004 Shannon James, DB

### Atlantic 10 Conference

#### Special Teams Player of the Year

2005 Christian Koegel, P

### Atlantic 10 Conference

#### Rookie of the Year

1999 Adrian Zullo, WR

2002 R.J. Cobbs, RB

### Atlantic 10 Conference

#### Coach of the Year

2003 Mark Whipple

2006 Don Brown

### Colonial Athletic Association

#### Defensive Player of the Year

2010 Tyler Holmes, LB

## All-Yankee Conference

|      |                                    |
|------|------------------------------------|
| 1952 | Tony Chambers, E (first team)      |
|      | Noel Reebenacker, QB (first team)  |
| 1953 | Tony Chambers, E (second team)     |
| 1954 | Donald MacPhee, G (second team)    |
| 1955 | Roger Barous, FB (second team)     |
|      | Russ Kidd, E (second team)         |
|      | John McGowan, T (second team)      |
| 1956 | William Allen, C (second team)     |
|      | Jim Dolan, G (second team)         |
|      | Dave Ingram, E (second team)       |
|      | Charles Mellen, HB (second team)   |
| 1957 | Ronald Blume, QB (second team)     |
|      | John O'Keefe, E (second team)      |
|      | Louis Varrichione, G (second team) |
|      | Gerry Walls, HB (second team)      |
| 1958 | Bill Goodwin, G (first team)       |
|      | Ed Richardson, FB (second team)    |
|      | Louis Varrichione, G (second team) |
| 1959 | Tom Delnickas, HB (first team)     |
|      | Jerry Cullen, G (second team)      |
|      | Ralph Maloney, E (second team)     |
|      | Bill Reynolds, HB (second team)    |
| 1960 | Jerry Cullen, G (first team)       |

|      |                                 |
|------|---------------------------------|
|      | John McCormick, QB (first team) |
| 1961 | Bob Foote, T (first team)       |
|      | Sam Lussier, HB (first team)    |
| 1962 | Sam Lussier, HB (first team)    |
|      | Paul Majeski, E (first team)    |
|      | Bob Tedoldi, G (first team)     |
|      | Jerry Whelchel, QB (first team) |
| 1963 | Paul Graham, T (first team)     |
|      | Bob Meers, E (first team)       |
|      | Milt Morin, E (first team)      |
|      | Bob Tedoldi, G (first team)     |
|      | Jerry Whelchel, QB (first team) |
|      | Ken Palm, HB (second team)      |
| 1964 | Bob Burke, T (first team)       |
|      | Phil DeRose, HB (first team)    |
|      | Bob Ellis, HB (first team)      |
|      | Bob Meers, E (first team)       |
|      | Milt Morin, E (first team)      |
|      | Peter Pietz, G (first team)     |
|      | Mike Ross, FB (first team)      |
|      | Jerry Whelchel, QB (first team) |
| 1965 | Bill Connor, OT (first team)    |
|      | Bernie Dallas, LB (first team)  |
|      | Dave Giarla, S (first team)     |
|      | Dave Kelley, S (first team)     |
|      | Bob Meers, E (first team)       |
|      | Milt Morin, E (first team)      |
|      | Ed Toner, DT (first team)       |
|      | Phil Vandersea, FB (first team) |
| 1966 | Rod Brooks, LB (first team)     |
|      | Bill Connor, OT (first team)    |
|      | Bob Detore, HB (first team)     |
|      | Dave Giarla, S (first team)     |
|      | Greg Landry, QB (first team)    |
|      | Dick Qualey, DT (first team)    |
|      | Ed Toner, DT (first team)       |
| 1967 | Greg Landry, QB (first team)    |
|      | Mike McArdle, HB (first team)   |
|      | Jim Mitchell, OT (first team)   |
|      | Paul Milnar, DE (first team)    |
|      | Bob Santucci, OG (first team)   |
|      | Ernie Smith, LB (first team)    |
|      | Kent Stevens, DT (first team)   |
|      | Nick Warnock, E (first team)    |
| 1968 | Bill Frye, HB (first team)      |
|      | Tom York, DE (first team)       |
| 1969 | Bob Cabrelli, DB (first team)   |
|      | Bill DeFlavio, DT (first team)  |
|      | Bob Donlin, OT (first team)     |
|      | Dick Donlin, OT (first team)    |
|      | Andy Guarino, DT (first team)   |
|      | John Hulecki, DE (first team)   |
|      | Dave Levine, C (first team)     |
|      | Nick McGarry, E (first team)    |
|      | John MacLean, LB (first team)   |
|      | Steve Rogers, S (first team)    |
|      | Joe Sabulis, LB (first team)    |
|      | Ed Sarno, FB (first team)       |
|      | Tom York, LB (first team)       |
| 1970 | Bill DeFlavio, DT (first team)  |
|      | Bob Donlin, OT (first team)     |
|      | John Farrelly, LB (first team)  |
|      | John Hulecki, TE (first team)   |
|      | Dennis Keating, CB (first team) |
|      | Jim Kelliher, DE (first team)   |
|      | John O'Neil, S (first team)     |
|      | Bob Pena, OG (first team)       |
|      | Joe Sabulis, LB (first team)    |
|      | Bill Sroka, DT (first team)     |
|      | Russ Wood, DE (first team)      |
| 1971 | Dennis Collins, LB (first team) |
|      | Bill DeFlavio, DT (first team)  |
|      | John Hulecki, TE (first team)   |
|      | Dave Levine, C (first team)     |
|      | Ron Marino, OG (first team)     |



|      |                                  |
|------|----------------------------------|
|      | Paul Metallo, HB (first team)    |
|      | John O'Neil, S (first team)      |
|      | Bob Pena, OG (first team)        |
|      | Joe Sabulis, LB (first team)     |
| 1972 | Clarence Brooks, OG (first team) |
|      | Dick Cummings, FB (first team)   |
|      | John Healy, S (first team)       |
|      | Ed McAleney, DE (first team)     |
|      | Paul Metallo, HB (first team)    |
|      | Tom Mullen, OT (first team)      |
|      | Bob Parrott, DB (first team)     |
|      | Peil Pennington, QB (first team) |
|      | Steve Schubert, WR (first team)  |
| 1973 | Tim Berra, WR (first team)       |
|      | Tom Bradshaw, DT (first team)    |
|      | Dennis Kiernan, LB (first team)  |
|      | Ed McAleney, DE (first team)     |
|      | Bob Parrott, DB (first team)     |
|      | Peil Pennington, QB (first team) |
| 1974 | Tom Bradshaw, DE (first team)    |
|      | Bill Cooke, DT (first team)      |
|      | Ned Deane, OG (first team)       |
|      | Ron Harris, S (first team)       |
|      | Dennis Kiernan, DE (first team)  |
|      | Paul St. Onge, NG (first team)   |
|      | Jim Torrance, RB (first team)    |
| 1975 | Dave Croasdale, CB (first team)  |
|      | Ned Deane, OG (first team)       |
|      | Ron Harris, S (first team)       |
|      | Rich Jessamy, RB (first team)    |
|      | Gary Little, DE (first team)     |
|      | Ed McAleney, DT (first team)     |
|      | Brian McNally, QB (first team)   |
|      | Ross Schubarth, OT (first team)  |
|      | Steve Telander, DE (first team)  |
|      | John Toner, LB (first team)      |
| 1976 | Dave Croasdale, CB (first team)  |
|      | Kevin Cummings, WR (first team)  |
|      | Dennis Fenton, DT (first team)   |
|      | Ron Harris, S (first team)       |
| 1977 | Bill Coleman, RB (first team)    |
|      | Kevin Cummings, TE (first team)  |
|      | John D'Amato, DE (first team)    |
|      | John Gladchuk, WR (first team)   |
|      | Gerry Greene, OG (first team)    |
|      | Bruce Kimball, OG (first team)   |
|      | Peter McCarty, LB (first team)   |
|      | Joe McLaughlin, LB (first team)  |
|      | Mike McLaughlin, C (first team)  |
|      | Phil Puopolo, NG (first team)    |
|      | Ross Schubarth, OT (first team)  |
|      | John Willis, DT (first team)     |
| 1978 | John Beerworth, S (first team)   |
|      | Dave Bemis, DT (first team)      |
|      | John D'Amato, DE (first team)    |
|      | Dennis Dent, WR (first team)     |
|      | Bruce Kimball, OG (first team)   |
|      | Steve LeMay, CB (first team)     |
|      | Joe McLaughlin, LB (first team)  |
|      | Mike McLaughlin, C (first team)  |
|      | Karl Nyholm, OT (first team)     |
|      | Hank Sareault, RB (first team)   |
|      | Kevin Sullivan, CB (first team)  |
| 1979 | Ray Benoit, NG (first team)      |
|      | Frank DiTommaso, DE (first team) |
|      | Peter DiTommaso, LB (first team) |
|      | Tim Fontaine, P (first team)     |
|      | Mike McEvilly, QB (first team)   |
|      | Karl Nyholm, OT (first team)     |
|      | Kevin O'Connor, WR (first team)  |
|      | Marty Paglione, TE (first team)  |
|      | Dan Petrie, DT (first team)      |
|      | Kevin Sullivan, CB (first team)  |
|      | Sandro Vitiello, PK (first team) |
| 1980 | Eric Cregan, DT (first team)     |

|      |                                    |
|------|------------------------------------|
|      | Frank DiTommaso, DE (first team)   |
|      | Peter DiTommaso, LB (first team)   |
|      | George Lewis, DE (first team)      |
|      | Dwayne Lopes, CB (first team)      |
|      | Bob Manning, S (first team)        |
|      | Garry Pearson, RB (first team)     |
| 1981 | Eric Cregan, DT (first team)       |
|      | Peter DiTommaso, LB (first team)   |
|      | Grady Fuller, S (first team)       |
|      | Scott LaFond, OG (first team)      |
|      | George Lewis, DE (first team)      |
|      | Dwayne Lopes, CB (first team)      |
|      | Chris O'Neil, OT (first team)      |
|      | Garry Pearson, RB (first team)     |
|      | Dan Petrie, DT (first team)        |
|      | Ray Benoit, MG (second team)       |
|      | Scott Crowell, LB (second team)    |
|      | Jerry Gordon, OG (second team)     |
|      | Tom Murray, RB (second team)       |
|      | Tony Pasquale, OT (second team)    |
|      | Vic Pizzolotti, C (second team)    |
| 1982 | Glenn Holden, CB (first team)      |
|      | Garry Pearson, RB (first team)     |
|      | Todd Comeau, DE (second team)      |
|      | Gary Freker, TE (second team)      |
|      | Grady Fuller, S (second team)      |
|      | Scott LaFond, LG (second team)     |
| 1983 | Grady Fuller, DB (first team)      |
| 1985 | Mike Dwyer, DL (first team)        |
|      | Dimitri Yavis, P (first team)      |
|      | Stan Kaczorowski, OG (second team) |
|      | Paul Manganaro, LB (second team)   |
|      | John McKeown, LB (second team)     |
|      | Al Neri, RB (second team)          |
| 1985 | Dave Palazzi, QB (second team)     |
|      | Paul Platek, DB (second team)      |
|      | Todd Rundle, LB (second team)      |
|      | Bob Shelmire, DB (second team)     |
| 1986 | John Benzinger, OT (first team)    |
|      | Stan Kaczorowski, OG (first team)  |
|      | John McKeown, LB (first team)      |
|      | Al Neri, RB (first team)           |
|      | Pete Montini, C (second team)      |
|      | Todd Rundle, LB (second team)      |
|      | Bob Shelmire, DB (second team)     |
|      | Dimitri Yavis, P (second team)     |
| 1987 | Paul Mayberry, OG (first team)     |
|      | Pete Montini, C (first team)       |
|      | Todd Rundle, LB (first team)       |
|      | Mike Barrette, OT (second team)    |
|      | Joe Cullen, DL (second team)       |
|      | John McKeown, LB (second team)     |
|      | Vito Perrone, LB (second team)     |
| 1988 | John McKeown, LB (first team)      |
|      | Dave Palazzi, QB (second team)     |
|      | Bill Buttler, OG (second team)     |
|      | Joe Cullen, DL (second team)       |
|      | Matt Tulley, LB (second team)      |
| 1989 | George Karelak, LB (first team)    |
|      | Matt Tulley, LB (first team)       |
|      | Chip Mitchell, WR (second team)    |
|      | Kai Dietiker, OT (second team)     |
|      | Anthony Giudice, OG (second team)  |
|      | Joe Cullen, DL (second team)       |
| 1990 | Rich Cavanaugh, OT (first team)    |
|      | Kai Dietiker, OT (first team)      |
|      | Jay Gabbe, C (first team)          |
|      | Anthony Giudice, OG (first team)   |
|      | Rich Kane, DL (first team)         |
|      | Mario Perry, LB (first team)       |
|      | Matt Tulley, LB (first team)       |
|      | Ron Villone, TE (first team)       |
|      | Paul Mayberry, OG (second team)    |
|      | Vaughn Williams, DB (second team)  |
| 1991 | Jerome Bledsoe, RB (first team)    |

|      |                                  |
|------|----------------------------------|
|      | Don Caparotti, DB (first team)   |
|      | Kai Dietiker, OT (first team)    |
|      | Rich Kane, DT (first team)       |
|      | Matt Tulley, LB (first team)     |
|      | Phil Hallard, OG (second team)   |
|      | Ron Villone, TE (second team)    |
| 1992 | Don Caparotti, DB (first team)   |
|      | Bill Durkin, OG (first team)     |
|      | Mario Perry, LB (first team)     |
|      | Scott Assensoa, LB (second team) |
|      | Brian Corcoran, DL (second team) |
|      | Phil Hallard, OG (second team)   |
| 1993 | Scott Assensoa, LB (first team)  |
|      | Brian Corcoran, DL (first team)  |
|      | Bill Durkin, OL (first team)     |
|      | Phil Hallard, OL (first team)    |
|      | Andy LeBlanc, OL (first team)    |
|      | Mario Perry, LB (first team)     |
|      | Matt Rajotte, DB (first team)    |
|      | Silas Burke, DL (second team)    |
|      | Rene Ingoglia, RB (second team)  |
|      | Eric Oke, PK (second team)       |
|      | Breon Parker, DB (second team)   |
| 1994 | Ben Albert, DL (first team)      |
|      | Brian Corcoran, DL (first team)  |
|      | Rene Ingoglia, RB (first team)   |
|      | Joe Sabella, OL (first team)     |
|      | Breon Parker, DB (second team)   |
|      | Tony Williams, DB (second team)  |
|      | Roger Kotlarz, LB (third team)   |
| 1995 | Rene Ingoglia, RB (first team)   |
|      | Breon Parker, DB (first team)    |
|      | Justin Riemer, LB (first team)   |
|      | Matt Alegi, OL (second team)     |
|      | Dan Markowski, OL (second team)  |
|      | Frank Alessio, RB (third team)   |
| 1996 | Justin Riemer, LB (first team)   |
|      | Dan Markowski, OL (second team)  |
|      | Matt Alegi, OL (third team)      |
|      | Kory Blackwell, DB (third team)  |
|      | Erik Henry, TE (third team)      |
|      | Khari Samuel, LB (third team)    |
|      | Mark Shalala, OL (third team)    |

### ALL-ATLANTIC 10/ CAA HONORS

|      |                                  |
|------|----------------------------------|
| 1997 | Kerry Taylor, TE (second team)   |
|      | Khari Samuel, LB (second team)   |
| 1998 | Khari Samuel, LB (first team)    |
|      | Marcel Shipp, RB (first team)    |
|      | Kerry Taylor, TE (first team)    |
|      | Kole Ayi, LB (second team)       |
|      | Todd Bankhead, QB (second team)  |
|      | Deyate Hagood, OL (second team)  |
|      | Jimmy Moore, WR (second team)    |
|      | Andrew Maclay, P (third team)    |
| 1999 | Kole Ayi, LB (first team)        |
|      | Sean Higgins, TE (first team)    |
|      | Jeremy Robinson, DB (first team) |
|      | Marcel Shipp, RB (first team)    |
|      | Jerard White, DB (first team)    |
|      | Adrian Zullo, WR (first team)    |
|      | Todd Bankhead, QB (second team)  |
|      | Matt Dawson, LB (second team)    |
|      | Aaron Parker, DL (second team)   |
|      | Mike Wynne, OL (second team)     |
|      | Chris Price, DL (third team)     |
| 2000 | Kole Ayi, LB (first team)        |
|      | Jeremy Robinson, DB (first team) |
|      | Marcel Shipp, RB (first team)    |
|      | Brian Smith, DB (first team)     |
|      | Joe Frawley, OL (second team)    |
|      | Dan Schneider, DL (third team)   |
| 2001 | Valdamer Brower, DL (first team) |
|      | Jeremy Robinson, DB (first team) |
|      | David Sanger, P (first team)     |

|      |                                     |
|------|-------------------------------------|
| 2002 | Maikel Miret, OL (first team)       |
|      | David Sanger, P (first team)        |
|      | Adrian Zullo, WR (first team)       |
|      | Valdamar Brower, DL (second team)   |
|      | Jeremy Cain, LB (second team)       |
|      | R.J. Cobbs, RB (second team)        |
|      | Anton McKenzie, DB (third team)     |
|      | Doug White, PK (third team)         |
| 2003 | Valdamar Brower, DL (first team)    |
|      | Jeremy Cain, LB (first team)        |
|      | Anton McKenzie, DB (first team)     |
|      | Steve Baylark, RB (second team)     |
|      | Rob Kane, OL (second team)          |
|      | Mark Kimener, LB (second team)      |
|      | Jeff Krohn, QB (second team)        |
|      | Jason Peebler, WR (second team)     |
|      | Colin Christopher, DL (third team)  |
|      | Shannon James, DB (third team)      |
|      | Mike Ziccardi, LB (third team)      |
| 2004 | Steve Baylark, TB (first team)      |
|      | Shannon James, DB (first team)      |
|      | Rob Kane, OL (first team)           |
|      | Tracy Belton, DB (second team)      |
|      | Christian Koegel, P (second team)   |
|      | Keron Williams, DE (third team)     |
| 2005 | Steve Baylark, TB (first team)      |
|      | Shannon James, DB (first team)      |
|      | Christian Koegel, P (first team)    |
|      | Alex Miller, C (first team)         |
|      | Keron Williams, DE (first team)     |
|      | Brent Caldwell, OL (second team)    |
|      | Jason Hatchell, LB (second team)    |
|      | Serge Tikum, LB (second team)       |
|      | James Ihedigbo, DB (third team)     |
|      | Brandon London, WR (third team)     |
| 2006 | Matt Austin, OL (first team)        |
|      | Steve Baylark, RB (first team)      |
|      | Tracy Belton, DB (first team)       |
|      | Jason Hatchell, LB (first team)     |
|      | James Ihedigbo, DB (first team)     |
|      | Christian Koegel, P (first team)    |
|      | Brandon London, WR (first team)     |
|      | Alex Miller, C (first team)         |
|      | Brad Anderson, LB (second team)     |
|      | David Burris, LB (second team)      |
|      | Nick Diana, OL (second team)        |
|      | John Hatchell, DL (second team)     |
|      | Chris Koepplin, PK (second team)    |
|      | Courtney Robinson, KR (second team) |
|      | Sean Smalls, DB (second team)       |
|      | David Thompson, OL (second team)    |
|      | Charles Walker, LB (second team)    |
|      | Liam Coen, QB (third team)          |
|      | Brad Listorti, TE (third team)      |
|      | J.J. Moore, WR (third team)         |
| 2007 | Matt Austin, OL (first team)        |
|      | David Burris, DL (first team)       |
|      | Jason Hatchell, LB (first team)     |
|      | J.J. Moore, WR (first team)         |
|      | Courtney Robinson, CB (first team)  |
|      | Sean Smalls, CB (first team)        |
|      | Charles Walker, LB (first team)     |
|      | Sean Calicchio, OL (second team)    |
|      | Liam Coen, QB (second team)         |
|      | Matt Lawrence, RB (second team)     |
|      | Rasheed Rancher, WR (second team)   |
|      | Brandon Collier, DL, (third team)   |
|      | Nick Diana, OL (third team)         |
|      | Chris Koepplin, PK (third team)     |
|      | Jeromy Miles, C, (third team)       |
|      | Courtney Robinson, KR (third team)  |
| 2008 | Brett Arnold, P (first team)        |
|      | Victor Cruz, WR (first team)        |
|      | Vladimir Ducasse, OL (first team)   |
|      | Josh Jennings, LB (first team)      |

|      |                                      |
|------|--------------------------------------|
|      | Jeromy Miles, S (first team)         |
|      | Tony Nelson, TB (first team)         |
|      | Courtney Robinson, CB (first team)   |
|      | Liam Coen, QB (second team)          |
|      | Sean Calicchio, OL (third team)      |
|      | Kyle Harrington, DL (third team)     |
|      | Jeremy Horne, WR (third team)        |
| 2009 | Victor Cruz, WR (first team)         |
|      | Vladimir Ducasse, OT (first team)    |
|      | Jeromy Miles, S (first team)         |
|      | Chris Zardas, FB (first team)        |
|      | Kyle Harrington, DL (second team)    |
|      | Tyler Holmes, LB (second team)       |
|      | Tony Nelson, TB (second team)        |
|      | Brandon Collier, DT (third team)     |
|      | Armando Cuko, PK (third team)        |
| 2010 | Anthony Nelson, WR (first team)      |
|      | Greg Niland, OL (first team)         |
|      | Tyler Holmes, LB (first team)        |
|      | Jonathan Hernandez, RB (second team) |
|      | Julian Talley, WR (second team)      |
|      | John Griffin, RB (third team)        |
| 2011 | Rob Blanchflower, TE (third team)    |
|      | Kevin Byrne, DL (third team)         |
|      | Jesse Julmiste, KR (first team)      |
|      | Jonathan Hernandez, TB (third team)  |
|      | Tyler Holmes, LB (first team)        |
|      | Emil Igwenagu, TE (first team)       |
|      | Perry McIntyre, LB (third team)      |
|      | Stephane Milhim, OL (third team)     |
|      | Josh Samuda, OL (third team)         |
|      | Nick Speller, OL (third team)        |
|      | Julian Talley, WR (first team)       |

#### ALL-MAC HONORS

|      |                                    |
|------|------------------------------------|
| 2012 | Matt Carini (acad. honorable men.) |
|      | Michael Cox (acad. honorable men.) |
|      | Colter Johnson (third team)        |
|      | Perry McIntyre (first team)        |
|      | Darren Thellen (second team)       |

# Football Legends

## Kole Ayi

### Linebacker • 1997-2000

One of the top linebackers in school history, Kole Ayi was a two-time first team All-America selection in 1999 and 2000. Also a two-time first team All-Atlantic 10 choice, Ayi led the Minutemen in tackles during his sophomore, junior and senior seasons. One of Ayi's top performances came against Georgia Southern in the 1998 national championship game, when he totaled 16 tackles, two forced fumbles and three fumble recoveries, one of which he returned for a touchdown. A two-time finalist for the Buck Buchanan Award, and the runner-up in 1999, the former walk-on won the 2000 George "Bulger" Lowe Award from the Gridiron Club of Greater Boston. Ayi finished his career as UMass' all-time leader in career solo tackles with 330, while ranking third in total tackles with 478. He also set the school single-season record for solo tackles with 116 during the 1998 season.

## Todd Bankhead

### Quarterback • 1998-1999

Todd Bankhead is one of the most prolific passer in school history, setting numerous records in only two seasons, and leading the Minutemen to their first-ever national championship in 1998. A classic pocket passer with great arm speed, Bankhead owns many of the top 10 single game passing marks in school history. He set single-season marks for passing yards (3,919), completions (303), attempts (525) and touchdowns (34) during the 1998 season, then broke the mark for completion percentage (.635) in 1999. Bankhead finished his career with school record totals of 7,018 passing yards, 561 completions, 931 attempts, 51 touchdowns and a .603 completion percentage. A third team All-America selection during the 1998 season, Bankhead also earned second team All-Atlantic 10 honors in both 1998 and 1999. Bankhead went on to play for the Hamilton Tiger-Cats of the Canadian Football League.

## Steve Baylark

### Tailback • 2003-2006

Steve Baylark was a second-team All-American in 2006 in addition to being the Atlantic 10's Offensive Player of the Year that season in leading UMass to the NCAA Championship game. Baylark became the third back in NCAA history gain more than 1,000 yards in four seasons. He was just the second UMass player to gain more than 5,000 career yards with 5,332. He rushed for 1,960 yards as a senior in 2006, the second-most in a season in UMass history. He scored 42 touchdowns in his career including 15 as a senior. he played in the East-West Shrine Game following the year. Baylark was signed by the Arizona Cardinals as a free agent in 2007, where he joined Marcel Shipp, the only player to stand ahead of him on the UMass career rushing lists.

## Lou Bush

### Halfback • 1931-1933

Lou Bush was UMass' first All-American in football and still holds many UMass records nearly 70 years after his last game as an 'Aggie.' Bush was phenomenal in 1931 and 1932, scoring 39 touchdowns over that span, an average of over two per game. In his first year of collegiate football in 1931, Bush led the nation in touchdowns with 20. Bush finished at UMass with 45 touchdowns, before his career was cut short by an early season injury during his senior campaign. Beside setting UMass season (20) and career (45) marks for touchdowns, Bush also shares the game record, twice scoring five touchdowns (vs. Wagner in 1931 and Cooper Union in 1932). One of his five-touchdown performances led UMass to its largest victory ever, a 77-0 thrashing of Wagner in 1931. Bush was inducted as a charter member of the UMass Athletic Hall of Fame in 1969.

## Tony Chambers

### End • 1951-1953

Tony Chambers was a 1952 All-American for UMass, making 36 catches for 455 yards and seven touchdowns. Chambers teamed with Noel Reebenaeker on what remains one of the most prolific passing teams in UMass history, and was named All-Yankee Conference and All-New England in addition to his All-America honors. While excelling on offense, Chambers' love was on the defensive end of the field, and he played every snap of every game in the 1952 season. Among Chambers' coaches at UMass were baseball coaching legend (and football end coach) Earl Lorden and line coach Chester Gladchuk. Chambers was inducted into the UMass Athletic Hall of Fame in 1980.

## Liam Coen

### Quarterback • 2005-2008

Liam Coen will go down as the greatest quarterback in UMass history. He graduated in 2008 holding nearly every passing record including every career passing record. Became the 21st QB in FCS history with 10,000 career passing yards in the win over Bryant on Oct. 25, 2008. First in passing yards (11,031) passing efficiency (152.92), completion percentage (63.9), TD passes (90), completions (830), and attempts (1,303). Among all-time FCS quarterbacks, 11,031 yards ranks 12th all-time and 90 touchdowns ranks 14th all-time in history. Coen led UMass to two conference titles in 2006 and 2007 with postseason NCAA berths in both seasons with an appearance in the 2006 NCAA championship game. Coen was named three-time all-conference selection. He was a 2007 and 2008 Walter Payton Award candidate.

## Brian Corcoran

### Defensive Lineman • 1991-1994

Brian Corcoran was named the Yankee Conference Defensive Player of the Year and earned second team All-America honors in 1994. He was a two-time first team All-Yankee Conference selection after leading UMass in sacks as a junior and senior. Corcoran finished his career ranked third on the school's all-time career sack list with 30. When the ice hockey program at UMass was reinstated in 1993-94, Corcoran made the team as a walk-on defenseman. He played three professional seasons in the American Hockey League for the Baltimore Bandits and the Hershey Bears. Corcoran was one of six Minutemen named to the Yankee Conference 50th Anniversary team in 1996.



**Bernie Dallas****Linebacker • 1963, 1965**

Enthusiasm, unlimited energy, leadership and constant optimism made Bernie Dallas a great athlete and man. Dallas was a two-year letterwinner in football for UMass and earned first team All-Yankee Conference and All-New England honors. He also served as team captain during his senior season. As a sophomore he played offensive center and defensive linebacker and was a sparkplug on the undefeated 8-0-1 team that captured the school's first outright Yankee Conference football title. Following his UMass career, Dallas went on to play professionally for the Philadelphia Bulldogs. An automobile accident took Dallas' life on April 29, 1968, but the Dallas Memorial Mall across from the East side of McGuirk Stadium keeps his name and spirit alive. Dallas was inducted into the UMass Athletic Hall of Fame in 1971.

**Bill Durkin****Offensive Lineman • 1989-1993**

Bill Durkin was a first team All-America selection in 1993, when he anchored an offensive line unit which helped UMass post a then-school-record 3,261 rushing yards on the season. Durkin was a two-time first team All-Yankee Conference pick in 1992 and 1993 while serving as team co-captain in each of those years. He went on to play professionally both in the Canadian Football League and the World League of American Football (now NFL Europe). Durkin was one of six Minutemen named to the Yankee Conference 50th Anniversary team in 1996.

**Frederick "Fritz" Ellert****Halfback • 1927-1929**

Frederick "Fritz" Ellert was a three-year letterwinner for coach Charles McGeock's Massachusetts Aggies, earning a spot on the 1929 All-New England team. Ellert caught a touchdown pass from Ken McKittrick to upset Bates 6-0 in 1928. He also had a 95-yard touchdown run in the season finale against Tufts, a school record for longest run from scrimmage that stood until 1996. Upon completion of his collegiate athletic career, Ellert became a member of the faculty at UMass. He also coached the men's basketball team for three years (1930-1931, 1932-1933, 1940-1941), posting an 18-16 (.529) mark during this time. He retired from his faculty post in 1970 and was inducted into the UMass Athletic Hall of Fame in 1971.

**Vic Fusia****Head Coach • 1961-1970**

Vic Fusia was the head coach from 1961 through 1970 and led UMass to five Yankee Conference championships. His Redmen had their top season in 1964, when he guided them to their first-ever postseason appearance — the 1964 Tangerine Bowl, where UMass lost a heartbreaker to East Carolina 14-13. Fusia compiled a 59-32-2 record as head coach and is still the winningest coach in UMass history, 33 years after retiring. He also had an incredible 41-7-1 mark in Yankee Conference games, with his .854 winning percentage in league games still ranking as the second-best mark in conference history. Fusia produced some of the most outstanding players ever at UMass, including NFL stars Greg Landry and Milt Morin. He also directed the stingiest defense in UMass history in 1963, when Fusia's troops allowed only one touchdown the entire season and a total of only 12 points in nine games. Fusia's teams were always competitive, and nothing illustrates that better than this amazing fact — in 10 seasons at the helm at UMass and over 40 Yankee Conference games, only once did one of his teams lose a conference game by more than seven points. A native of Pittsburgh, Pa., Fusia passed away in 1991. He was inducted into the UMass Athletic Hall of Fame in 1998.

**Harold "Kid" Gore****Quarterback • 1911-1912****Coach • 1919-1927**

Harold "Kid" Gore was a two-year letterwinner at quarterback for the UMass football team and went on to become the first full-time Aggie football coach in 1919. Gore compiled a 33-32-5 (.507) record. His 33 wins still rank as the seventh-best total in UMass history. Gore went on to reinstate both the men's basketball and baseball programs to varsity status. He later compiled an 85-53 overall mark while coaching the basketball team for 11 years, the second-longest tenure of any basketball coach in school history. Gore was inducted into the UMass Athletic Hall of Fame in 1969.

**Emory Grayson****End • 1914-1916**

Emory Grayson was one of the most versatile athletes in UMass history. He won eight letters in football, basketball and baseball, while also competing in hockey and track. Grayson played as a backup halfback during his freshman year, alternating between the backfield and the end position. In his junior year, he played in the first game on the new Alumni Field (where Whitmore Administration Building now stands) and helped power Massachusetts Agricultural College to a 26-0 win over Colby. He went on to serve as team captain in his senior season. Grayson was inducted into the UMass Athletic Hall of Fame in 1969.

**Rene Ingoglia****Running Back • 1992-1995**

Rene Ingoglia finished his collegiate career as one of the greatest running backs in UMass history. A two-time All-America selection (1994 and 1995), he became the school and Yankee Conference's all-time leading rusher with 4,624 career rushing yards. In all, Ingoglia completed his four years with 10 UMass school records and two Yankee Conference marks to his credit. He became the first UMass player in history to average more than 100 yards per game rushing over a career at 112.8. Ingoglia posted 21 career 100+ yard games, three career 200+ yard performances, and outrushed the entire opposing team 18 times in his career. He also finished second on the all-time Division I-AA career rushing touchdown list (54, one shy of record), fourth among non-kickers on the all-time I-AA scoring list (332 points, ahead of Jerry Rice), fifth on the all-time I-AA rushing yards list and 11th in career rushing yards per game. A first team All-Yankee Conference selection as a senior in 1995, he was one of a handful of Division I-AA players chosen to participate in the 1996 Hula Bowl All-Star Classic. During his junior season, he rushed for a then-Yankee Conference and school single-game record 313 yards against Rhode Island. Ingoglia was one of six Minutemen named to the Yankee Conference 50th Anniversary team, announced in June of 1996. He was inducted into the UMass Athletic Hall of Fame in 2007.

**Shannon James****Defensive Back • 2002-2005**

Shannon James was a two-time first team All-American in 2004 and 2005. He was honored as the Atlantic 10 Defensive Player of the Year in 2004. James was a superior safety as he set the UMass record for career interceptions with 20. During his junior and seniors seasons, James was the career active leader in interception for all NCAA divisions. He tied the school record for pick-offs in a season with eight in 2004. James also finished as the seventh all-time leading tackler in UMass history with 341. He stands fourth in solo stops with 253. James was invited to Baltimore Ravens training camp in 2005 and is starring with the Calgary Stampeders in the Canadian Football League currently.

**Bruce Kimball****Offensive Guard • 1975-1978**

Bruce Kimball was a two-time first team All-America selection on the offensive line for the Minutemen. At his right offensive guard position, Kimball anchored a UMass line that helped the Minutemen rush for over 3,000 yards in 1978 (a new school record at the time) on their way to the Division I-AA national championship game. Three different players on the squad rushed for over 500 yards, including Dennis Dent with 1,139. Kimball played a couple of seasons in the Canadian Football League and went on to play for both the New York Giants and the Washington Redskins, playing in Super Bowl XVIII with the Redskins in 1984. One of six Minutemen named to the Yankee Conference 50th Anniversary team, announced in June of 1996, Kimball was inducted into the UMass Athletic Hall of Fame in 2000.

**Greg Landry****Quarterback • 1965-1967**

Greg Landry is one of the greatest quarterbacks in UMass history. Behind his golden arm and running ability, UMass won two Yankee Conference Beanpots in three years. Landry led the team in passing all three years, and led in both rushing and scoring in 1965 and 1967. Landry's quarterback efficiency rating of 145.4 in 1965 is still a school record. He also shares the single-game mark for highest completion percentage (.800). Landry went on to be a successful pro player, spending 14 years in the NFL with both the Detroit Lions and the Baltimore Colts, including a season as an All-Pro for Detroit in 1971, when he started for the NFC in the Pro Bowl. Landry also had a stint with the Chicago Blitz in the now-defunct USFL. Landry later served as an assistant coach for his former team, the Detroit Lions, after spending several years on the coaching staff at the University of Illinois. He was the offensive coordinator for the Chicago Bears when they won Super Bowl XX. Landry was one of six Minutemen named to the Yankee Conference 50th Anniversary team, announced in June of 1996. He was inducted into the UMass Athletic Hall of Fame in 1980.

**Joe Lojko****Quarterback • 1931-1933**

UMass went 19-6-1 while Joe Lojko was the starting quarterback for Massachusetts State College's single-wing offensive attack that ranked among the best in New England. In addition to playing football for three years, Lojko earned three letters in basketball and two in baseball. He served as team captain of the 1933-1934 basketball team that compiled a 12-0 record, the only major New England school to ever have an undefeated basketball season. His game-winning basket against Amherst College helped preserve the unblemished record. Lojko died in a tragic automobile accident on April 27, 1934, in South Deerfield, Mass., less than two months from his graduation day. Lojko was inducted into the UMass Athletic Hall of Fame in 1970.

**Dick MacPherson****Head Coach • 1971-1977**

Dick MacPherson took over the helm of the Minutemen from Vic Fusia in 1971, and proceeded to lead UMass to four Yankee Conference championships during his seven-year tenure. Between 1971 and 1977, MacPherson compiled a 45-27-1 record and led UMass to its only postseason bowl victory. MacPherson's 1972 squad, featuring receivers Tim Berra and Steve Schubert, and Peil Pennington at quarterback, defeated the University of California at Davis, 35-14, in the 1972 Boardwalk Bowl. His squads also posted a 28-8-1 mark in Yankee Conference games, with his .778 league winning percentage still ranking as the fifth-best in conference history. After leaving UMass, MacPherson went on to a successful tour with Syracuse (1981-1990), leading the Orangemen to five postseason bowls, including his undefeated 1987 squad's Sugar Bowl appearance. He also had a two-year stint as head coach of the New England Patriots (1991-1992). He was inducted into the UMass Hall of Fame in 2004.

**Ed McAleney****Defensive Lineman • 1972-1975**

Ed McAleney earned first team All-America honors from his defensive end spot in 1975. He was also a three-time first team All-Yankee Conference selection during his career with UMass. In his freshman campaign, McAleney was a member of the 1972 squad that downed California-Davis, 35-14, at the Boardwalk Bowl. McAleney was also a two-time captain for the Minutemen in 1974 and 1975. Following his collegiate career, McAleney spent seven seasons with the Calgary Stampeders in the Canadian Football League (1977-1983). McAleney was one of six Minutemen named to the Yankee Conference 50th Anniversary team in 1996. He was inducted into the UMass Athletic Hall of Fame in 2003.

**Bob Meers****End • 1963-1965**

Bob Meers was a three-year letterwinner in football, earning All-Yankee Conference and All-New England honors in each of his three seasons. By the time he left UMass, Meers held school marks for career (82) and single-season receptions (39), shared the record for most receptions in a game (nine), and ranked second in receiving yards in a game (146), career receiving yards (1,104), single-season receiving yards per game (58.9) and career receiving yards per game (40.9). Meers still ranks ninth all-time at UMass in career receptions. A tri-captain of the 1965 team, Meers was a seventh-round pick of the Minnesota Vikings in the 1966 NFL Draft. Meers was inducted into the UMass Athletic Hall of Fame in 1999.

**Milt Morin****End • 1963-1965**

Milt Morin, an All-American in 1964 and 1965, was one of the most versatile athletes ever to play for UMass. While catching enough passes to place him eighth on the career receiving yards list and setting the record at the time, he also excelled on defense and was the team's placekicker his senior year. In addition to his action on the gridiron, Morin was also the New England heavyweight wrestling champion in 1965 and played for Dick Garber on the varsity lacrosse team. Morin was a key part of two Yankee Conference championship teams and saw UMass compile a 23-4-1 (14-1 YanCon) record in his three seasons. Morin went on to play 10 seasons professionally for the Cleveland Browns between 1966 and 1975 and played in three Pro Bowls (1966, 1968 and 1969). He is eighth on the Browns' all-time list in receiving yardage (4,208 yards) and tied for eighth in receptions (271). Morin was inducted into the UMass Athletic Hall of Fame in 1970.

**Garry Pearson****Running Back • 1979-1982**

Garry Pearson was a two-time first team All-American (1981 and 1982) for the Minutemen, and helped UMass to three Yankee Conference titles in his four seasons. He set new standards for running backs at UMass in his four-year tenure. Spending only three seasons in the backfield, Pearson graduated as the school's career leader in rushing (3,859 yards) and all-purpose yardage (5,277 yards). During his freshman year, Pearson was used almost exclusively to return kicks, before becoming a starting running back as a sophomore. Pearson capped off his UMass career in spectacular fashion, rushing for a then-record 288 yards against American International College in his final collegiate game. He was inducted into the UMass Athletic Hall of Fame in 2001.

**Bob Pickett****Head Coach • 1978-1983**

In his first season as a head coach in 1978, Bob Pickett led UMass to a berth in the first-ever NCAA Division I-AA championship game. UMass lost to Florida A&M 35-28 at the Pioneer Bowl in Wichita Falls, Texas, but on the way to the championship game, the Minutemen routed previously unbeaten and No. 1-ranked Nevada-Reno on its home turf. For his accomplishments that season, Pickett was named Coach of the Year by both the Gridiron Club of Greater Boston and the ECAC, while the team earned the Lambert Cup (given to the best Division I-AA team in the East) and was named ECAC Team of the Year. In his six-year tour as head coach, Pickett compiled a 36-28 record and led the Minutemen to four Yankee Conference titles. Pickett went on to serve as an associate athletic director at UMass, retiring from that position in the summer of 1997. He also served as a color commentator on radio broadcasts of Minuteman football games from 1998-2003.

**Noel Reebenacker****Quarterback • 1951-1953**

Noel Reebenacker was a walk-on quarterback who earned three varsity letters in football. He earned All-Yankee Conference honors in 1952 and was named to the Little All-America Team in 1953. Upon the completion of his UMass career, Reebenacker had established school single-season records for passing yards (1,865), completions (132), touchdown passes (20) and total offense yards (2,080), in addition to recording the longest kickoff return in school history with a 102-yard scamper against Springfield College in 1951. Reebenacker later worked at UMass as the backfield coach for two years under coach Charles O'Rourke. Reebenacker was inducted into the UMass Athletic Hall of Fame in 1982.

**Khari Samuel****Linebacker • 1995-1998**

Khari Samuel was a first team All-American and first team All-Atlantic 10 Conference selection who helped lead the Minutemen to their first-ever national championship in 1998. He was one of the best all-around defensive players in school history, able to stuff the run, put pressure on the quarterback and drop off into coverage. Samuel finished his career as UMass' all-time leader in solo tackles with 328, while ranking second in total tackles (495), fourth in assisted tackles (167) and seventh in sacks (19). As a senior in 1998, he recorded the second-highest single-season total in school history for solo tackles (113), while ranking third on the list for total tackles (160). Samuel also served as a team captain in both 1997 and 1998, and received the 1998 George "Bulger" Lowe Award from the Gridiron Club of Greater Boston as the best Division I defensive player in New England. Following the completion of his collegiate career, Samuel was selected by the Chicago Bears in the fifth round of the 1999 NFL Draft.

**Marcel Shipp****Running Back • 1997-2000**

One of the top running backs in the history of Division I-AA football, Marcel Shipp was a two-time first team All-America selection for the Minutemen in 1998 and 1999. Shipp rushed for 200 or more yards in a single game seven times during his UMass career, including a 244-yard, three-touchdown performance to lead the Minutemen over Georgia Southern in the 1998 national championship game. Only the 12th player in school history to earn first team all-conference honors three times, Shipp finished his career as the all-time leading rusher in the history of the Atlantic 10 Conference with 6,250 yards. He also set UMass career records for carries (1,215), rushing yards per game (130.2), rushing touchdowns (58), all-purpose yards (7,759), all-purpose plays (1,365), all-purpose yards per game (161.1), points scored (378) and touchdowns scored (63). Shipp currently plays for the NFL's Arizona Cardinals.

**Mark Whipple****Head Coach • 1998-2003**

Mark Whipple led UMass to its first NCAA championship in football, capturing the title in his first season with the Minutemen in 1998. Whipple went on to coach UMass for six seasons compiling a 49-26 overall record for a 65.3 win percentage. Whipple coached UMass to three Atlantic 10 Championships, winning crowns in 1998, 1999 and 2003. He left Amherst in 2004 to serve as quarterbacks coach with the NFL's Pittsburgh Steelers, where they won Super Bowl XL in 2006. He is currently the offensive coordinator at the University of Miami.



## Letterwinners

### A

|                       |                        |
|-----------------------|------------------------|
| Joseph M. Abasciano   | 1996,1997,1998,1999    |
| Trescott T. Abele     | 1922                   |
| Elvis Abellard        | 1995,1996              |
| Roger M. Acheson      | 1920,1921              |
| Antonio Acocella      | 1990                   |
| Harold S. Adams (M)   | (1928)                 |
| Ralph T. Adams        | 1933,1934,1935         |
| Thomas W. Adams       | 1968,1969              |
| Vern Adams            | 1950,1951,1952         |
| D.J. Adeoba           | 2009, 2010, 2011, 2012 |
| Douglas A. Adgursion  | 1973                   |
| Theo Agnew            | 2009, 2010, 2011       |
| Alphonsus C. Aguh     | 2008, 2009             |
| Thomas J. Ahern       | 1979,1980,1981         |
| Benjamin Albert (C)   | 1991,1992,1993,(1994)  |
| Matthew D. Alegi      | 1995,1996              |
| Frank W. Alessio      | 1993,1994,1995,1996    |
| Wilner J. Alexis      | 2004, 2006, 2007       |
| Pierre Q. Alfred      | 1999,2000              |
| Mason W. Alger        | 1921,1922              |
| Scott Alia            | 1987,1988,1989         |
| Donald P. Allen       | 1938,1939              |
| Elmer H. Allen        | 1933,1934,1935         |
| John J. Allen         | 1979,1980              |
| Shaun D. Allen        | 2007, 2008             |
| William F. Allen, Jr. | 1955,1956              |
| Myron Alpert          | 1935                   |
| Jeron L. Alston       | 1994, 1995,1996,1997   |
| Gary L. Ambler (M)    | (1969)                 |
| Robert J. Amirault    | 1957,1958              |
| Garrick Amos          | 1986,1987,1988,1989    |
| W. Gerald Amstein (C) | 1925,(1926)            |
| Leron M. Ancl         | 2001,2002              |
| Bradley S. Anderson   | 2003,2004,2005, 2006   |
| Andrew B. Anderson    | 1926                   |
| Edward J. Anderson    | 1942,1945              |
| Martin L. Anderson    | 1948,1949,1950         |
| Peter Anderson        | 1982,1983              |
| Warren E. Anderson    | 1942,1947              |
| Stanley Andre         | 2010, 2012             |
| Richmond Appiah, Jr.  | 2002,2003, 2004        |
| Brett E. Arnold       | 2007, 2008             |
| Robert Aronno (M)     | (1954),(1955)          |
| James Arthur          | 1987                   |
| Thomas J. Ashe        | 1952,1953              |
| Scott Assensoa (C)    | 1990,1991,1992,(1993)  |
| Matthew B. Austin (C) | 2004,2005, 2006, 2007  |
| A.C. Avery            | 1936                   |
| Bamikole R. Ayi (C)   | 1997,1998,1999,(2000)  |

### B

|                        |                       |
|------------------------|-----------------------|
| Ke'Mon L. Bailey       | 2006, 2008,2009, 2010 |
| Melville E. Bailey     | 1966                  |
| Khary Bailey-Smith     | 2012                  |
| Frederick A. Baker     | 1925                  |
| Charles Balboni        | 1977,1978             |
| Roger Baldacci         | 1987                  |
| Stephen D. Ballard     | 2000                  |
| John R. Bamberry       | 1960,1961             |
| Todd A. Bankhead (C)   | 1998,(1999)           |
| Dennis Barbato         | 1976                  |
| Chris Barbee           | 1991                  |
| Michael Barbiasz       | 1978,1979,1980        |
| Steven Barnosky        | 1990,1991             |
| George V. Barnwell (C) | 1983,1984,(1985)      |
| Joseph Barone          | 1948                  |
| Roger S. Barous        | 1954,1955,1956        |
| Edward Barrett         | 1984,1985,1987,1988   |
| Michael Barrette       | 1986,1987,1988        |
| R.C. Barrows           | 1935                  |
| Robert A. Barrows      | 1922,1923             |
| William R. Barry       | 1999,2001             |

|                            |                        |
|----------------------------|------------------------|
| Elijah J. Barthel          | 2006,2007              |
| Perry G. Bartlett          | 1923                   |
| A.G. Barton                | 1945                   |
| Vance Barton               | 2012                   |
| Stewart P. Batchelder (M)  | (1919)                 |
| Michael R. Batelli         | 1994,1995,1996,1997    |
| Dalvin Battle              | 2012                   |
| Michael Battle             | 1980                   |
| Steven R. Baylark (C)      | 2003,2004,2005, 2006   |
| Albert S. Bayne            | 1996                   |
| Alvin T. Bazer             | 1949                   |
| James A. Beal              | 1921,1922              |
| Raymond R. Beaulac         | 1949                   |
| Russell H. Beaumont        | 1948,1949              |
| Derek Beck                 | 2012                   |
| Alan J. Becker             | 1965,1967,1968         |
| Legista R. Beckford        | 1994,1995,1996         |
| Stacy Bedell               | 2012                   |
| John Beerworth             | 1975,1976,1977,1978    |
| Calvin Belfon              | 2010                   |
| Kenneth T. Bello           | 1993,1994,1995         |
| Tracy J. Belton            | 2003,2004,2005, 2006   |
| Dave Bemis                 | 1976,1977,1978         |
| John J. Benoit (C)         | 1949,1950,(1951)       |
| Raymond Benoit             | 1978,1979,1981         |
| Richard E. Benoit          | 1964,1965,1966         |
| Gordon V. Benson           | 1952                   |
| Leslie D. Bent             | 1921                   |
| Roger R. Benvenuti         | 1959,1960              |
| John M. Benzinger          | 1983,1985,1986         |
| Alan C. Bercy              | 1999                   |
| Richard E. Bergquist       | 1955,1956              |
| Joel Berkowitz (M)         | (1962)                 |
| Laurence Berlin            | 1952,1953              |
| Philip A. Bernardi         | 1956,1957              |
| Edwin G. Bernstein         | 1934,1935,1936         |
| Timothy T. Berra           | 1971,1972,1973         |
| Samuel O. Besong           | 2007, 2008             |
| Robert F. Betts (M)        | (1956),(1957),(1958)   |
| Ralph H. Bickford          | 1931,1932              |
| George Bicknell (C)        | 1950,1951,(1952)       |
| John Bieren                | 2012                   |
| George H. Bigelow          | 1932,1933              |
| Edward L. Bike             | 1922,1923              |
| Sharif K. Bilodeau         | 1998                   |
| Joseph Bingham             | 1976                   |
| Michael Binkoski           | 2009                   |
| Leo H. Biron               | 1962,1964,1965         |
| Christian Birt             | 2009, 2010, 2011, 2012 |
| Victor J. Bissonnette, Jr. | 1953,1954              |
| Thorr D. Bjorn             | 1987,1988,1989         |
| Lewis H. Black             | 1925,1926              |
| Kory L. Blackwell (C)      | 1994,1995,(1996)       |
| Khalil R. Blakey           | 1999,2000,2001,2002    |
| Carleton D. Blanchard      | 1916                   |
| Rob Blanchflower           | 2009, 2010, 2011, 2012 |
| Jonathon Blaney (C)        | 1907,1908,(1909)       |
| John F. Blasko (C)         | 1937,1938,(1939)       |
| Ronald Blauvelt            | 1986,1988,1989,1990    |
| Jerome Bledsoe             | 1987,1988,1989,1991    |
| E.A. Blomberg              | 1937                   |
| George R. Blume (C)        | 1956,(1957)            |
| Andrew D. Blumenthal       | 2004                   |
| Michael Boland             | 2012                   |
| Clifford L. Bolden         | 1997,1998,1999         |
| S. Paul Bolden             | 1998,1999,2000         |
| Robert S. Boles            | 1914,1916              |
| Joseph J. Bonczek          | 1967                   |
| Richard Bond               | 1929                   |
| Louis Bongiolatti, Jr.     | 1934,1935              |
| James Bono                 | 1991,1992              |
| Silvio Bonvini             | 1985,1986,1987,1988    |
| Richard J. Borges (M)      | (1961)                 |
| Peter Borsari              | 1982,1983,1984,1985    |
| Raymond T. Bouchard        | 1970,1971,1972         |
| Richard P. Bouley          | 1977,1978              |

|                        |                        |
|------------------------|------------------------|
| Edward J. Bourdeau     | 1942                   |
| Richard J. Bourdelais  | 1962,1963,1964         |
| George A. Bourgeois    | 1931                   |
| Kevin M. Bourgois      | 1992,1993,1994,1995    |
| G.H. Bower             | 1945                   |
| Harold J. Bowers       | 1954,1955              |
| Robert L. Bowie (C)    | 1926,1927,(1928)       |
| Edward K. Bowman       | 1998,1999,2000,2001    |
| Robert Boyer           | 2002,2003              |
| John A. Boyle          | 1966                   |
| Floyd E. Brackley      | 1927,1928,1929         |
| Charles Bradshaw (M)   | (1965)                 |
| Thomas R. Bradshaw     | 1972,1973,1974         |
| Edward O. Brady, III   | 1999,2001              |
| John E. Brady, Jr. (C) | 1939,1940,(1941)       |
| Patrick J. Brady       | 1972                   |
| Louis F. Brandt        | 1993,1995              |
| Tim Brandt             | 2009, 2010, 2011, 2012 |
| Tom Brandt             | 2009, 2010, 2011, 2012 |
| Dan Brennan            | 1981,1982              |
| Michael E. Briggs      | 1983,1984,1985         |
| John D. Bringham       | 1920                   |
| Curtis R. Bristol      | 1969,1970,1971         |
| Jordan Broadnax        | 2011, 2012             |
| Lawrence Brock         | 1985                   |
| Ronald Brockington     | 1994,1995,1996         |
| Clarence L. Brooks (C) | 1970,1971,(1972)       |
| Leroy E. Brooks        | 2001,2002,2003,2004    |
| Roderick M. Brooks (C) | 1963,1965,(1966)       |
| Edward R. Brophy       | 1951                   |
| Francis T. Brophy      | 1960,1963              |
| J. Eric Bross          | 1998,1999,2000         |
| Steven Brothers        | 1986,1987,1988,1990    |
| Valdamar T. Brower     | 2000,2001,2002,2003    |
| Arthur E. Brown        | 1929,1930              |
| Devin Brown            | 2012                   |
| Herbert E. Brown       | 1935,1936              |
| Keiron K. Brown        | 2007, 2008             |
| Kevin Brown            | 1981,1983              |
| Neal H. Brown          | 2001,2002              |
| Peter Brown            | 1978,1979              |
| Robert E. Brown        | 1972,1973,1974         |
| Scott Brown            | 1984,1986,1987         |
| F.A. Brox              | 1937                   |
| Joseph Bruce           | 2002                   |
| Brandon M. Brudzinski  | 2002                   |
| Timothy Bryant         | 1986,1987,1988         |
| Arthur V. Bucklet      | 1923                   |
| Bryan J. Buckley       | 2001                   |
| Robert Bulcock         | 1946,1947,1949         |
| James G. Bullock       | 1939,1940,1941         |
| William A. Bullock     | 1936,1937              |
| Edward J. Bumpus       | 1958,1959              |
| John F. Bunten         | 1929,1930              |
| John S. Burgess (C)    | 1958,1959,(1960)       |
| Eugene Burgin (M)      | (1963),(1964)          |
| Raymond F. Burke       | 1932,1933              |
| Robert E. Burke        | 1962,1963,1964         |
| Robert S. Burke        | 1989,1990,1991,1992    |
| Silas Burke            | 1991,1992,1993,1994    |
| Chris Burns            | 2011, 2012             |
| Richard Burr (M)       | (1977),(1979)          |
| Jeffrey Burrill        | 1985                   |
| John C. Burrington     | 1930,1931              |
| David E. Burris        | 2004,2005, 2006,2007   |
| Richard H. Burt        | 1947                   |
| Louis J. Bush (C)      | 1931,1932,(1933)       |
| William J. Bush        | 1969,1970,1971         |
| David B. Butterfield   | 1973,1974              |
| William Buttler (C)    | 1985,1986,1987,(1988)  |
| David H. Buttrick      | 1915                   |
| George W. Byrd         | 2005, 2006,2007,2008   |
| Kevin Byrne            | 2009, 2010, 2011, 2012 |
| William Byron          | 1968,1970              |

## C

|                           |                          |
|---------------------------|--------------------------|
| Lawrence A. Cabrelli, III | 2002                     |
| Robert T. Cabrelli        | 1969, 1970, 1971         |
| Jeremy R. Cain (C)        | 2000, 2001, 2002, (2003) |
| Richard G. Cain           | 1965                     |
| Brent R. Caldwell         | 2005                     |
| Roland F. Calella         | 1941                     |
| Sean C. Calicchio (C)     | 2005, 2006, 2007, (2008) |
| Reuben H. Call            | 1929                     |
| Bradley Calnan            | 1974                     |
| Vito R. Campanile         | 1993, 1995               |
| Edward T. Campbell        | 1998, 2000, 2001         |
| Matt Campbell             | 2010, 2011, 2012         |
| Paul G. Campbell          | 1966, 1967               |
| Sean Campbell             | 2010, 2012               |
| Donald Caparotti          | 1989, 1990, 1991, 1992   |
| Vincent J. Caputo (C)     | 1958, 1959, (1961)       |
| Armand V. Caraviello      | 1959, 1960               |
| Jay Caraviello            | 1979, 1980, 1981         |
| Joseph A. Cardello        | 1955                     |
| Peter B. Cariello         | 1998, 1999, 2000, 2001   |
| Matt Carini               | 2012                     |
| Earle S. Carpenter (M)    | (1923)                   |
| D.R. Carter, Jr.          | 1940                     |
| Ryan Carter               | 2009, 2010, 2011, 2012   |
| Woody Carter IV           | 2009, 2010               |
| Carlton Cartwright        | 1926                     |
| William J. Carty          | 1966, 1967               |
| Alfred J. Caruso          | 1966                     |
| James W. Carven           | 2008, 2009, 2010         |
| Peter J. Cascio           | 1920                     |
| John Casey                | 1951, 1952               |
| Mike Casey                | 1966                     |
| Jamie Casselberry         | 2012                     |
| Anthony G. Catterton      | 1994, 1995, 1996, 1997   |
| Alfred J. Cavanaugh       | 1959, 1960               |
| David B. Cavanaugh        | 1982, 1983, 1984         |
| Richard Cavanaugh         | 1989, 1990, 1991         |
| Christopher M. Cefalo     | 2006, 2007, 2008         |
| Chris Chamberlin          | 2009                     |
| Anthony G. Chambers       | 1951, 1952, 1953         |
| Daniel Charron            | 1986, 1987, 1988         |
| Jason A. Cherry           | 1998, 1999, 2000         |
| Jared Chivers             | 2008, 2009               |
| Colin Christopher         | 2003                     |
| J. Michael Chuma, Jr.     | 1979, 1980, 1981         |
| Todd Chuma (M)            | (1980), (1981)           |
| Stephen Ciccolini         | 1975, 1976               |
| John P. Cieri             | 1956                     |
| Tom Cioppa                | 1985, 1986               |
| Michael A. Cirullo        | 1999, 2000               |
| John J. Clair             | 1966                     |
| Clarence F. Clark         | 1921                     |
| Douglas D. Clark          | 1995, 1996, 1997         |
| Zachary Clark             | 1993, 1994               |
| R. Clarke                 | 1939                     |
| Charles R. Clements       | 1927                     |
| Galen Clemons             | 2010, 2011, 2012         |
| Daniel J. Clerico         | 1977                     |
| Robert J. Cobbs           | 2002, 2004, 2005         |
| Benjamin M. Coblyn        | 2007, 2008               |
| Joseph L. Coburn          | 1932                     |
| Bruce J. Cochrane         | 1966, 1967, 1968         |
| Edward E. Cody            | 1965, 1966               |
| Liam P. Coen (C)          | 2005, 2006, 2007, (2008) |
| Matthew M. Coffe          | 2001, 2002               |
| Richard Coffin            | 1940                     |
| A.I. Cohen                | 1938, 1939               |
| Julian Colarusso          | 2009, 2010, 2011, 2012   |
| Chris Colclough           | 1989                     |
| William Coleman           | 1975, 1976, 1977         |
| Brandon D. Collier (C)    | 2006, 2007, (2008), 2009 |
| C.W. Collins              | 1935, 1936, 1937         |
| Carmen D. Collins         | 2000, 2001, 2002, 2003   |
| Dennis M. Collins         | 1969, 1970, 1971         |
| Herbert L. Collins        | 1920, 1921               |

|                         |                          |
|-------------------------|--------------------------|
| Matthew L. Collins      | 1960, 1961, 1962         |
| Ryan Collins            | 2010, 2011, 2012         |
| Joseph F. Colosi        | 1967, 1968               |
| Joe Colton              | 2012                     |
| Drew Comeau             | 1986, 1987, 1988, 1989   |
| Todd Comeau             | 1981, 1982, 1983, 1984   |
| Chester Conant          | 1938                     |
| L.W. Cone               | 1937                     |
| William A. Connolly     | 1951, 1953, 1956         |
| Paul Connor             | 1988, 1990               |
| William H. Connor       | 1964, 1965, 1966         |
| Joseph Connors          | 1950                     |
| John J. Consolati       | 1932, 1933, 1934         |
| John J. Conway          | 1958, 1959, 1960         |
| Richard A. Conway       | 1951, 1952               |
| Albert C. Cook (C)      | 1925, 1926, (1927)       |
| Russell Cooke           | 1974, 1977               |
| William M. Cooke        | 1973, 1974               |
| Map D. Cooley           | 1942                     |
| Francis M. Cooney       | 1967, 1968, 1969         |
| Byron Cooper            | 2012                     |
| Brian Corcoran          | 1991, 1992, 1993, 1994   |
| Francis Cormier         | 1923, 1924               |
| Gary Correia            | 2011                     |
| Arthur L. Corsaletti    | 1970                     |
| Donald F. Costello      | 1948                     |
| Stephen J. Costello (C) | 2001, 2002, 2003, 2005   |
| George A. Cotton (C)    | 1920, (1921)             |
| Philip Couhig           | 1923, 1924, 1925         |
| Andrew H. Coukos        | 1928                     |
| Adelbert W. Cox         | 1926, 1928, 1929         |
| Michael Cox             | 2012                     |
| Walter J. Cox           | 1948                     |
| David Cozzo             | 2008, 2009, 2010         |
| J.H. Crain              | 1940                     |
| George J. Crane         | 1968                     |
| Craig Creamer           | 1976                     |
| John Creamer (C)        | 1989, 1990, 1991, (1992) |
| Eric Cregan             | 1978, 1979, 1980, 1981   |
| Charles C. Crevo        | 1959                     |
| David Croasdale         | 1974, 1975, 1976, 1977   |
| Christopher F. Cronin   | 1994, 1995               |
| Richard L. Cronin       | 1970, 1971, 1972         |
| Jerome Croom            | 1987, 1988               |
| Andrew K. Croteau       | 2003                     |
| Douglas Scott Crowell   | 1978, 1979, 1980, 1981   |
| John Crowley            | 1982, 1984, 1985, 1986   |
| Victor Cruz             | 2007, 2008, 2009         |
| Armando Cuko            | 2005, 2008, 2009         |
| Jerome B. Cullen        | 1958, 1959, 1960         |
| Joseph Cullen (C)       | 1986, 1987, 1988, (1989) |
| Roderick W. Cumming     | 1933                     |
| Benton P. Cummings      | 1930, 1931, 1932         |
| Kevin Cummings          | 1976, 1977               |
| Richard W. Cummings     | 1969, 1970, 1972         |
| Sean Cummings           | 1988, 1989               |
| Dennis L. Cunningham    | 1971, 1972               |
| Harry A. Curran (C)     | 1913, 1914, (1915)       |
| Phillip D.T. Curtin     | 1992, 1993, 1994         |
| Frederick P. Curtis     | 1952                     |
| Peter Cutone            | 1991, 1992, 1993         |
| Nevin Cyr               | 2012                     |
| Edward W. Czelusniak    | 1936                     |
| John S. Czerpawicz      | 1977                     |

## D

|                       |                        |
|-----------------------|------------------------|
| Clinton J. Daggett    | 1919                   |
| David Dakin           | 1992, 1993, 1994       |
| Bernard L. Dallas (C) | 1963, (1965)           |
| John D'Amato          | 1976, 1977, 1978       |
| George N. Danforth    | 1911, 1913, 1914, 1915 |
| Wynton R. Dangelmayer | 1930                   |
| Chase Danska          | 2011                   |
| Homer C. Darling      | 1914, 1915             |
| Frank S. Davenport    | 1920                   |
| Bernard Davis         | 2012                   |

|                         |                          |
|-------------------------|--------------------------|
| Corey T. Davis          | 2006, 2007, 2008, 2009   |
| Donald S. Davis         | 1928                     |
| Doran L. Davis          | 2000, 2002, 2003         |
| E.K. Davis              | 1936                     |
| Korrey L. Davis         | 2008                     |
| Kumar Davis             | 2009, 2010               |
| Todd R. Davis           | 1977, 1978, 1979         |
| William Davis           | 1934                     |
| Eric G. Dawley          | 1996                     |
| Daniel S. Dawson        | 1979                     |
| Matthew W. Dawson (C)   | 1996, 1997, 1998, (1999) |
| Michael S. Dawson (C)   | 1994, 1995, 1996, (1997) |
| Donald E. Day           | 1982, 1983, 1984         |
| James H. Day            | 1914, 1915, 1916         |
| Timothy S. Day          | 2002, 2004, 2005         |
| Edward Deane (C)        | 1973, 1974, (1975)       |
| Bruno Debiak            | 1966, 1967               |
| Robert V. DeBonis       | 1979                     |
| John Debs               | 1982                     |
| John E. Decembrele      | 1968, 1969               |
| William F. DeFlavio     | 1969, 1970, 1971         |
| John K. Delahunt        | 1919                     |
| Darnel D. DeLaire       | 2006, 2007, 2008         |
| Ryan Delaire            | 2011, 2012               |
| Mike Delaney            | 2010                     |
| Daniel J. Dellato       | 1983                     |
| Thomas J. Delnickas (C) | 1958, 1959, (1960)       |
| H. Stephen Dembowski    | 1991, 1992, 1993         |
| Charles O. Demers       | 1951, 1952               |
| Richard W. Demers       | 2003, 2004               |
| Roger J. DeMinico       | 1961, 1963, 1964         |
| Dennis Dent             | 1976, 1977, 1978         |
| Matthew DeOliveira      | 1999                     |
| Philip F. DeRose        | 1962, 1963, 1964         |
| Cyril J. Desautels (C)  | (1945), 1948, 1949       |
| Daniel J. Desmond       | 1956                     |
| Brant Despathy          | 1986, 1987, 1988         |
| Robert V. Detore        | 1965, 1966               |
| Robert J. Devalle       | 1956, 1957               |
| Russell A. Devereau     | 1957                     |
| Warren M. Dewing        | 1919                     |
| Nicholas Diana          | 2006, 2007               |
| J.T. Dickmeyer          | 1945                     |
| Eric W. Dickson         | 2006, 2007, 2008, 2009   |
| Kai Dietiker            | 1989, 1990, 1991         |
| Bernard Diggs           | 1986, 1987               |
| Robert Diggs            | 1929                     |
| Frank P. DiGiammarino   | 1952                     |
| John J. Dillon          | 1952, 1953               |
| Anthony Dima            | 2010, 2011, 2012         |
| Angelo A. DiNardo       | 1971                     |
| Frank DiTommaso (C)     | 1978, 1979, (1980)       |
| Peter DiTommaso (C)     | 1978, 1979, 1980, (1981) |
| Joseph A. DiVincenzo    | 1967                     |
| Paul P. DiVincenzo      | 1951, 1952, 1953         |
| Gerald J. Doherty       | 1949, 1950               |
| Henry J. Dolan, Jr. (C) | 1955, (1956)             |
| Sumner A. Dole          | 1914                     |
| Richard J. Donlin       | 1968, 1969               |
| Robert P. Donlin        | 1969, 1970, 1971         |
| Pat Doran (C)           | 1987, 1988, 1989, (1990) |
| Donald L. Dotson        | 1967, 1968, 1970         |
| Michael O. Douglas      | 2002, 2003, 2004, 2005   |
| David M. Douvadjian     | 1977                     |
| Philip B. Dowden        | 1922                     |
| Jay Dowdy               | 1986, 1987, 1988         |
| Brian Dowling           | 2012                     |
| John E. Downey          | 1946, 1947               |
| Brian Dowling           | 2011                     |
| AJ Doyle                | 2012                     |
| Joseph B. Doyle         | 1963, 1964               |
| Ronald A. Drapeau       | 1992, 1994               |
| Arthur E. Driscoll      | 1964                     |
| David Driscoll          | 1967                     |
| Francis G. Driscoll     | 1948, 1949, 1950         |
| Robert E. Driscoll      | 1951                     |

|                            |                         |
|----------------------------|-------------------------|
| Timothy F. Driscoll        | 1966,1967,1968          |
| Demo Drougas               | 1981,1982               |
| Anthony Dube (M)           | (1978)                  |
| John E. Dubzinski          | 1968,1969               |
| Vladimir Ducasse (C)       | 2006,2007,2008,(2009)   |
| Trey Dudley-Giles          | 2012                    |
| Scott Duggan               | 2008, 2009, 2010        |
| Robert J. Dufault          | 1954                    |
| Charles W. Dunham          | 1941,1942               |
| Arthur P. Dunn             | 1914,1915,1916          |
| Derrick J. Durepo          | 2001                    |
| William T. Durkin, Jr. (C) | 1989,1990,(1992),(1993) |
| Donald G. Durkin           | 1965,1966,1967          |
| Andrew Dutkanicz           | 1972,1973               |
| F. Michael Dwyer           | 1984,1985               |
| Paul Dwyer                 | 1939,1940,1941          |
| Ian E. Dyche               | 2001,2002,2003          |
| Richard G. Dyer            | 1968,1969,1970          |

**E**

|                        |                      |
|------------------------|----------------------|
| James Earle            | 1984                 |
| Alden Robinson Eaton   | 1935                 |
| Joseph Edgerton        | 1990                 |
| Cabral A. Edley        | 2001                 |
| Francis G. Edwards     | 1916                 |
| Timothy M. Edwards     | 1970,1971,1972       |
| Richard W. Eger        | 1959,1961            |
| Frederick C. Ellert    | 1927,1928,1929       |
| Davis H. Elliot        | 1929                 |
| Brian C. Ellis         | 2005, 2006,2007,2008 |
| Robert F. Ellis        | 1963,1964,1966       |
| Robert H. Englehard    | 1941                 |
| John E. Enos           | 1957                 |
| Torrey O. Esalomi      | 2008, 2009, 2010     |
| William B. Esseler (M) | (1933)               |
| Arnold J. Estelle      | 1946,1947,1948,1949  |
| John R. Estelle        | 1949                 |
| Richard J. Etna        | 1969,1970,1971       |
| Breyone D. Evans       | 2007                 |
| E. Evans               | 1939                 |
| Joseph A. Evans        | 1927                 |
| Martin E. Evans        | 1971                 |
| William T. Evans       | 1940                 |

**F**

|                         |                       |
|-------------------------|-----------------------|
| Warren W. Fabyan        | 1931                  |
| Louis Falconieri (M)    | (1952)                |
| Michael J. Fallon       | 1976,1977             |
| Stephen Falvey          | 1974,1975             |
| John J. Farrelly        | 1968,1969,1970        |
| Terrance Farris         | 2008                  |
| Thomas C. Fasano        | 1991,1992             |
| James J. Fassell        | 1962,1964             |
| Douglas P. Faucette     | 1965,1966,1967        |
| Michael P. Favreau      | 1983,1984             |
| Francis J. Fay          | 1983,1984,1985        |
| Aaron Fears             | 2007,2008, 2009, 2010 |
| Edwin F. Fedeli         | 1941,1942             |
| Solomon Feinberg        | 1949                  |
| Ronald G. Felice        | 1995,1996             |
| Vernard S. Fennell (C)  | 1993,1994,(1995)      |
| Darlyn L. Fenner        | 2005,2006,2007,2008   |
| Dennis Fenton           | 1974,1975,1976        |
| Thomas W. Ferguson (M)  | (1927)                |
| Benjamin Fernandez, Jr. | 1958,1959,1960        |
| Manuel J. Fernandez     | 1984,1985             |
| Edmund Ferranti         | 1923,1924             |
| Kenneth Ferranti        | 1922                  |
| R. Joseph Ferrer        | 2000                  |
| Robert P. Ferriani      | 1956                  |
| P. Ferriter             | 1937                  |
| Richard W. Fessenden    | 1925                  |
| Richard E. Field        | 1921                  |
| Harold Fienman          | 1946,1947,1948,1949   |
| Kurt T. Filler          | 2008, 2009            |

|                         |                       |
|-------------------------|-----------------------|
| Sabin P. Filipkowski    | 1934,1936             |
| S.T. Finik              | 1937                  |
| C.J. Finkelstein (M)    | (1935)                |
| Mark Finnerty           | 1973,1974,1975        |
| Austin W. Fisher, Jr.   | 1936                  |
| Bryan Fisher            | 2008, 2009            |
| Loren B. Flagg          | 1961,1962             |
| Brandon Flanagan        | 2009, 2010            |
| A. Flizryk              | 1939                  |
| Dan Foessel             | 2012                  |
| John J. Foley           | 1929                  |
| Michael J. Foley        | 1979                  |
| Richard S. Folger (M)   | (1931)                |
| Timothy Fontaine        | 1978,1979,1980        |
| Robert T. Foote, Jr.    | 1958,1960,1961        |
| Edward H. Forbush       | 1959                  |
| Steven Foreman          | 1980,1981,1982        |
| Lawrence S. Fortunoff   | 1967,1968             |
| Clifford R. Foskett (C) | 1929,1930,(1931)      |
| Robert L. Fox           | 1927                  |
| Gordon H. Francis (M)   | (1949),(1950)         |
| D.C. Frandsen           | 1938                  |
| Jim Frank               | 1987                  |
| John Fraser             | 1975                  |
| Joseph F. Frawley, III  | 1998,1999,2000        |
| Brandon L. Freeman      | 2004,2005,2006,2007   |
| Stanley L. Freeman      | 1920,1921             |
| Edmund F. Freitas       | 1939,1940,1941        |
| Gary Freker (C)         | 1982,(1983)           |
| H.H. Friedman           | 1936                  |
| Wilho Frigard           | 1931,1932,1933        |
| William H. Frye         | 1967,1968             |
| Bart Fuller             | 1984,1985             |
| Grady Fuller (C)        | 1980,1981,1982,(1983) |
| Lorenzo Fuller (M)      | (1920)                |
| Richard Fuller          | 1914                  |
| Bruce A. Fulton         | 1967,1968,1969        |

**G**

|                         |                       |
|-------------------------|-----------------------|
| Jay Gabbe               | 1988,1989,1990        |
| Marco Gabrielli         | 1987,1988,1989,1990   |
| Aidan Gaffney           | 1992                  |
| Vincent N. Gagliarducci | 1929                  |
| Denis G. Gagnon         | 1969,1970,1971        |
| Raymond R. Gagnon       | 1948,1949             |
| Joe Gamache             | 1980,1981             |
| Igor Garcia             | 2010                  |
| Alfred G. Garretson     | 1923                  |
| Linus Gavin             | 1923,1924,1925        |
| John Gazourian          | 1959,1960             |
| P.C. Geoffrian          | 1938,1939             |
| John F. George          | 1952                  |
| Michael George          | 1991,1992,1993        |
| J.V. Gerraughty         | 1945                  |
| Robert A. Getek         | 2007,2008, 2009       |
| David J. Giarla         | 1965,1966             |
| Allen Gibson            | 1990,1991,1992        |
| Bryah W. Gifford        | 1999,2000             |
| James Gilchrist         | 2008, 2009, 2011      |
| Robert B. Gildea        | 1954                  |
| Clifton F. Giles        | 1922                  |
| Duncan W. Gillan        | 1977,1978             |
| James W. Gilman         | 1941                  |
| M. Steve Gilman         | 1947,1948             |
| Albert F. Gilmore, Jr.  | 1951,1952,1953,1954   |
| Tom Gilson              | 2009, 2010, 2011      |
| Kenny Girouard          | 1985,1986,1987,1988   |
| Anthony Giudice (C)     | 1987,1988,1989,(1990) |
| John Gladchuk (C)       | 1975,1976,(1977)      |
| William F. Glavin       | 1919                  |
| Harold A. Gleason       | 1922,1923,1924        |
| Richard P. Gleason      | 1948,1949,1950        |
| Saul M. Glick (M)       | (1941)                |
| Donald R. Glogowski     | 1966,1967             |
| Robert J. Gogick        | 1964,1965,1966        |
| Matthew B. Goldstein    | 2004                  |

|                             |                     |
|-----------------------------|---------------------|
| Bruce A. Gombar             | 1965,1966,1967      |
| Cedric Gonnet               | 2009                |
| Leslie D. Goodall           | 1931                |
| A.J. Goode                  | 1938                |
| Reshaude Q. Goodwin         | 2007,2008           |
| William H. Goodwin, Jr. (C) | 1957,(1958)         |
| William J. Goodwin          | 1916,1919           |
| Jerrold A. Gordon (C)       | 1980,(1981),(1982)  |
| Samuel F. Gordon            | 1924                |
| Solomon Gordon              | 1924                |
| Brian J. Gorman             | 1953                |
| Keith P. Gornish            | 1999                |
| Benjamin C. Gottehrer       | 2006,2007           |
| Nicholas Gottshall          | 2009, 2010          |
| Robert M. Gould             | 1920                |
| Terrence Glover             | 2002                |
| Joseph M. Graham            | 1979,1980,1981,1982 |
| Paul L. Graham (C)          | 1961,1962,(1963)    |
| Duckworth A. Grange         | 1983,1984,1985      |
| Pat Grant                   | 1976                |
| John Granville              | 1950                |
| Gerald R. Grasso            | 1967,1968,1969      |
| Dennis J. Gray              | 1967,1968,1969      |
| Guy M. Gray, Jr.            | 1935,1936           |
| Irving E. Gray              | 1919,1920           |
| Michael M. Gray             | 1991,1993           |
| Emery E. Grayson (C)        | 1914,1915,(1916)    |
| Forrest Grayson             | 1916,1919           |
| Raymond H. Grayson (C)      | 1920,1921,(1922)    |
| Robert Greaney              | 1984,1985,1986      |
| Stephen T. Greaney          | 1970,1971           |
| Robert T. Green             | 2000                |
| Gerry Greene                | 1975,1976,1977      |
| Albert J. Gricius           | 1936                |
| John Griffon                | 2010                |
| Norman B. Griswold          | 1933                |
| Jason M. Grochowalski       | 2007                |
| Andrew Guarino              | 1967,1968,1969      |
| Anthony A. Gugliuzza, Jr.   | 1994,1996           |
| Mathew T. Guice             | 2001                |
| Alton Gustafson             | 1923,1924,1925      |
| Victor S. Guzowski          | 1932,1933,1934      |

**H**

|                      |                      |
|----------------------|----------------------|
| Nick Haag            | 2009                 |
| Edwin J. Haertl      | 1925,1926            |
| Deyate Hagood        | 1997,1998            |
| Donald G. Hagberg    | 1961,1963,1964       |
| Henry Hagelstein     | 1914,1916            |
| Fred T. Hairston     | 1967                 |
| Edward W. Hajdusek   | 1972,1973            |
| William H. Hale      | 1973                 |
| Harold F. Hall       | 1946,1947            |
| J.L. Hall            | 1945                 |
| Malik K. Hall        | 2002,2003            |
| Robert F. Hall       | 1948                 |
| Tom Hall             | 1988                 |
| Philip Hallard       | 1989,1991,1992,1993  |
| Michael Halpin       | 1978                 |
| Charles J. Hamaty    | 1972                 |
| Torey L. Hamilton    | 1996                 |
| Brett W. Hammond     | 1993,1994,1995       |
| William M. Hanifan   | 1971,1972            |
| W.J. Hanigan, Jr.    | 1938                 |
| John Hansen          | 1980                 |
| Paul H. Hansen       | 1972,1973            |
| Daniel C. Hanson (M) | (1926)               |
| Michael E. Hanson    | 2006,2007,2008, 2009 |
| Glenn Harding        | 1990,1991,1992       |
| M.B. Harding, Jr.    | 1938,1939            |
| Sheldon Hardison     | 1982,1985            |
| DeShon L. Hardy      | 1999,2000,2001,2002  |
| Daniel F. Harrigan   | 1965                 |
| Kyle B. Harrington   | 2004,2005, 2006      |
| Kyle C. Harrington   | 2007,2008            |
| Lawrence M. Harriman | 1973,1974,1975       |



|                              |                            |
|------------------------------|----------------------------|
| Cornelius D. Harrington, Jr. | 1948                       |
| David R. Harrington          | 1959, 1960, 1961           |
| Joseph Harrington            | 1977                       |
| Kyle C. Harrington           | 2009                       |
| Christopher M. Harris        | 2001                       |
| Iric Harris                  | 2012                       |
| Ronald Harris                | 1974, 1975, 1976           |
| Thomas J. Harris             | 1974, 1975                 |
| F.D. Hartin                  | 1936                       |
| Nathanael N. Hasselbeck      | 2004                       |
| Jason T. Hatchell (C)        | 2004, 2005, 2006, 2007     |
| John R. Hatchell Jr.         | 2005, 2006                 |
| Russell J. Hauck             | 1936                       |
| Geoffrey B. Hauge            | 1998                       |
| Kyle Havens                  | 2009, 2010                 |
| John R. Hawkins              | 1972                       |
| Octavious A. Hawkins         | 2008, 2009                 |
| Laurence D. Haworth          | 1951                       |
| Brian N. Haynes              | 2005, 2006                 |
| Michael L. Haynes            | 2001, 2002, 2003           |
| Daniel R. Healey             | 1996, 1997, 1998, 1999     |
| Bryan F. Healy               | 1993, 1994, 1995, 1996     |
| Frank C. Healy (M)           | (1938)                     |
| John M. Healy                | 1972                       |
| Richard Heavey               | 1970                       |
| Alan J. Hedlund              | 1962                       |
| Matt Heilig                  | 2010                       |
| Willie L. Hemmer             | 1998, 1999                 |
| Robert Hendrickson           | 1950                       |
| John Hendry (M)              | (1974), (1975), (1976)     |
| Erik S. Henry                | 1995, 1996                 |
| Jonathan Hernandez           | 2008, 2009, 2010, 2011     |
| Brian Heyworth               | 1978, 1979, 1980           |
| James P. Hickman             | 1958, 1959, 1961           |
| Murray B. Hicks              | 1928, 1931                 |
| William H. Hicks             | 1951, 1952                 |
| Harry Higginbotham           | 1914, 1916                 |
| Sean P. Higgins              | 1998, 1999                 |
| Brandon Hill                 | 2011, 2012                 |
| Jason M. Hill                | 2004, 2005                 |
| Mimnaugh L. Hill             | 1996, 1997, 1998           |
| Asa Hilliard                 | 1978, 1979, 1980, 1981     |
| Greg Hilliard                | 2011, 2012                 |
| Joseph R. Hilyard            | 1924, 1925, 1927           |
| Francis M. Hines             | 1930                       |
| Edward W. Hitchuck           | 1942                       |
| Glenn Holden                 | 1981, 1982, 1983, 1984     |
| Richard L. Holden (M)        | (1916)                     |
| Oscar E. Holmberg            | 1929, 1930, 1931           |
| Courtney L. Holmes           | 2001                       |
| Robert P. Holmes             | 1915, 1916, 1919           |
| Tyler L. Holmes (C)          | 2008, 2009, (2010), (2011) |
| Jamie T. Holston             | 1996, 1997, 1998           |
| Todd Holt                    | 1974, 1975, 1977           |
| A.F. Homola                  | 1945                       |
| Christopher S. Hopkins       | 2004, 2005, 2006, 2007     |
| Kenneth Horn                 | 1978, 1979                 |
| Jeremy Horne-Murdock         | 2007, 2008, 2009           |
| Richard W. Hoss              | 1958, 1959, 1960           |
| L.K. Houghton                | 1937                       |
| Jason Housel                 | 1994                       |
| James E. Howard              | 1999, 2000, 2001, 2003     |
| Jeffrey S. Howard            | 2000                       |
| Lucius A. Howard             | 1928                       |
| Omari B. Howard              | 2001                       |
| Steven R. Howell             | 2003, 2004                 |
| Ron Howerton                 | 1994                       |
| George Howland               | 1950, 1951, 1952           |
| John J. Hudson               | 1962, 1963, 1964           |
| Kenneth E. Hughes            | 1969, 1970                 |
| John E. Hulecki (C)          | 1969, 1970, (1971)         |
| Jesse Hunt                   | 2009, 2010                 |
| Tony Hunt                    | 1986, 1987                 |
| Chad Hunte                   | 2010, 2011                 |
| Tehran T. Hunter             | 1997, 1998                 |
| Benji P. Hurwitch (M)        | (1937)                     |

## I

|                       |                            |
|-----------------------|----------------------------|
| Emil U. Igwenagu (C)  | 2008, 2009, (2010), (2011) |
| John M. Ihne          | 2008, 2009, 2010           |
| Chauncey L. Incarnato | 2008                       |
| James U. Ihedigbo (C) | 2003, 2004, 2005, 2006     |
| Rene M. Ingoglia (C)  | 1992, 1993, (1994), (1995) |
| E.F. Ingraham         | 1924                       |
| Joseph D. Ingram (C)  | 1954, 1955, (1956)         |
| Albin F. Irzyk        | 1937, 1938, 1939           |

## J

|                             |                          |
|-----------------------------|--------------------------|
| Nick Jablonski              | 2009, 2010               |
| S.A. Jackemczyk             | 1938                     |
| Courtney I. Jackson         | 2008, 2009, 2010, 2011   |
| David F. Jackson, Jr.       | 1947                     |
| Kevin Jackson               | 1980, 1981, 1982, 1983   |
| Raymond Jackson             | 1986                     |
| Wilbur Jackson              | 1980, 1981, 1982         |
| Peter T. Jacobs (M)         | (1959)                   |
| Frank L. Jacques            | 1951, 1952, 1953         |
| Brooks F. Jakeman           | 1919                     |
| Brooks R. Jakeman           | 1946, 1947               |
| Shannon C. James (C)        | 2002, 2003, 2004, (2005) |
| E.C. Jasinski               | 1945                     |
| John D. Jeffries            | 1983                     |
| Victor Jeffries             | 1976                     |
| Ralph E. Jenkins            | 1946                     |
| Richard A. Jenkins, Jr. (C) | 1979, 1981, 1982, (1983) |
| Joshua M. Jennings          | 2007, 2008, 2009         |
| Tony Jesi                   | 1978, 1979               |
| Richard Jessamy             | 1974, 1975, 1976         |
| Randall Jette               | 2012                     |
| Christopher Johnson         | 1987                     |
| Clifton R. Johnson          | 1926                     |
| Colter Johnson              | 2012                     |
| Donald J. Johnson (C)       | 1953, 1954, (1955)       |
| Erik A. Johnson (M)         | (1930)                   |
| Harold T. Johnson, Jr.      | 1955                     |
| Jaurice Jones               | 2012                     |
| John Johnson                | 1990, 1991, 1992, 1993   |
| Ken Johnson                 | 1981, 1983               |
| Evan J. Johnston            | 1947, 1948, 1949         |
| Ashford Maxwell Jones       | 1979, 1980, 1981         |
| Johnny F. Jones (C)         | 1971, 1972, (1973)       |
| Lawrence L. Jones (C)       | 1923, 1924, (1925)       |
| Raymond A. Jones            | 2008                     |
| Bruce I. Jordan             | 1962, 1963               |
| Matthew R. Jordan           | 1995, 1996, 1997, 1998   |
| Perley B. Jordan            | 1913, 1914, 1915         |
| Ian T. Jorgensen            | 2005, 2006, 2007         |
| Michael Jozokos             | 1982                     |
| Jesse Julmiste              | 2009, 2010, 2011         |
| Donald Junkins              | 1950, 1951, 1952         |

## K

|                         |                          |
|-------------------------|--------------------------|
| Stanley Kaczorowski (C) | 1984, 1985, (1986)       |
| Mike Kahale             | 2010                     |
| Julian Kaminoff         | 2012                     |
| Richard Kane            | 1988, 1989, 1990, 1991   |
| Robert J. Kane (C)      | 2001, 2002, 2003, (2004) |
| Scott Kaplowitz         | 1993, 1994               |
| George Karelak          | 1986, 1987, 1988, 1990   |
| Robert J. Karrar        | 1927                     |
| Isaac S. Kaufman        | 2003, 2004               |
| Dennis M. Keating (C)   | 1970, (1971)             |
| Michael V. Kebin        | 1966                     |
| Donald W. Keefer        | 1981, 1982               |
| Richard M. Kehoe        | 1963, 1964               |
| David D. Kelley         | 1964, 1965               |
| Michael Kelley          | 1984, 1986, 1987         |
| Frederick C. Kelliher   | 1973, 1974, 1975         |
| James M. Kelliher       | 1969, 1970               |
| Richard C. Kelton       | 1926, 1927, 1928         |
| Russell R. Kenyon       | 1946, 1947, 1948         |
| Francis G. Keough, Jr.  | 1942, 1946               |

|                           |                        |
|---------------------------|------------------------|
| John E. Keough            | 1946                   |
| Ed Kern                   | 1982, 1984             |
| William F. Kewer (M)      | (1936)                 |
| Kenneth R. Kezer          | 1960, 1961, 1962       |
| Russell E. Kidd           | 1954, 1955             |
| Matthew H. Kier           | 2000                   |
| Dennis N. Kiernan (C)     | 1972, 1973, (1974)     |
| Bruce Kimball (C)         | 1976, 1977, (1978)     |
| George E. Kimball         | 1940, 1941             |
| Philip W. Kimball         | 1928, 1929, 1930       |
| Mark A. Kimener           | 2000, 2001, 2002, 2003 |
| Roger S. Kindred          | 1957, 1958, 1959       |
| Bryan C. King             | 1997, 1998, 1999, 2000 |
| Rosewell H. King          | 1923                   |
| Starr M. King             | 1919, 1920             |
| J. Adonis Kinsey          | 2000, 2001             |
| Thomas W. Kirby (C)       | 1960, 1961, (1962)     |
| James A. Kirnon           | 1998                   |
| Louis J. Kirsch (C)       | 1952, 1953, (1954)     |
| Robert Kitching           | 2012                   |
| John F. Klaiber           | 1949                   |
| Ralph F. Kneeland, Jr.    | 1927, 1929, 1930       |
| Christian O. Koegel, Jr.  | 2003, 2004, 2005, 2006 |
| Emil John Koenig, Jr.     | 1933, 1934, 1935       |
| Christopher S. Koepplin   | 2006, 2007             |
| M.G. Kolovson             | 1945                   |
| Robert A. Kondrat         | 1997                   |
| George Alexander Korentis | 1994, 1995             |
| E.J. Kosiorek             | 1945                   |
| Roger L. Kotlarz          | 1991, 1992, 1993, 1994 |
| Michael Kowalski          | 1984, 1985, 1986       |
| John C. Kozaka            | 1959, 1961, 1962       |
| Brian W. Kozikowski       | 1998, 1999             |
| John Kraham               | 1978, 1979             |
| Joseph H. Krasnoff        | 1935                   |
| Andrew J. Krevis          | 2008, 2009, 2010       |
| Leo Krizanovic            | 2012                   |
| Jeffrey L. Krohn (C)      | 2002, (2003)           |
| Jeff C. Kromenhoek        | 1996                   |
| Jon M. Kromenhoek         | 1991, 1992, 1993       |
| James T. Kuczynski        | 1963                   |
| Joseph P. Kulis           | 1973, 1974             |
| Christopher J. Kurtz      | 1977, 1978             |

## L

|                      |                        |
|----------------------|------------------------|
| Leonard A. Labella   | 1961                   |
| Scott R. LaFond      | 1979, 1980, 1981, 1982 |
| John M. LaFontana    | 1959                   |
| Raymond A. LaJoie    | 1951                   |
| Timothy Lambright    | 1991, 1992, 1993       |
| Gregory Landry (C)   | 1965, 1966, (1967)     |
| Joseph W. Lang       | 1970                   |
| Keith Lang           | 1974, 1975, 1976       |
| Vondell Langston     | 2012                   |
| Jonathan Lanza       | 1985, 1986, 1987       |
| Wendell E. Lapham    | 1934, 1935, 1936       |
| Edward P. Larkin     | 1941                   |
| Joseph P. Larkin (C) | 1937, 1939, (1940)     |
| Raymond Larnard      | 1980, 1981             |
| Phillip Lartigue     | 1990, 1991, 1992       |
| Oliver P. Latour     | 1920                   |
| Tyler R. Lauback     | 1997, 1998, 1999, 2000 |
| Jeff Lauder          | 1976                   |
| V. Lavrakas          | 1938, 1939             |
| Matthew N. Lawrence  | 2006, 2007             |
| Jamie Lawton (M)     | (1985), (1986)         |
| Mark J. Leamy        | 1970                   |
| Daniel J. Leary (C)  | 1931, (1932)           |
| Roger K. Leavitt     | 1932, 1933             |
| Andy LeBlanc         | 1991, 1992, 1993       |
| Ralph E. Ledger      | 1973                   |
| Mike Lee             | 2009, 2010, 2011       |
| Richard H. Lee       | 1945, 1946, 1947, 1948 |
| Fred A. Lehr         | 1934, 1935             |
| James F. Leland, Jr. | 1921                   |
| Stephen LeMay        | 1977, 1978, 1979       |

|                            |                          |
|----------------------------|--------------------------|
| Bruce Lemieux              | 1985                     |
| Al Leneus                  | 2012                     |
| Donald A. Lent             | 1919, 1920               |
| Jason R. Leonard           | 2003, 2004, 2005, 2006   |
| Charles H. L'Esperence (C) | 1946, 1947, (1948)       |
| Craig Lesinski             | 1982, 1983               |
| Richard H. Lester (M)      | (1940)                   |
| Brendon Levensgood         | 2009, 2010, 2011, 2012   |
| David P. Levine            | 1969, 1970, 1971         |
| Robert A. Levine           | 1973, 1974, 1975         |
| John N. Lewandowski        | 1919, 1921               |
| David Lewis                | 1994                     |
| Fred D. Lewis              | 1961, 1963               |
| George Lewis               | 1978, 1979, 1980, 1981   |
| Richard E. Lewis           | 1962, 1965               |
| Steven R. Ley              | 1997, 1998, 1999, 2000   |
| Wilham C. Libbey           | 1930                     |
| Robert A. Lincoln          | 1927                     |
| Norman E. Linden           | 1936, 1937               |
| Devin Lindsey              | 2009, 2010               |
| Jeffrey Lingenfelter       | 2009, 2010               |
| Bradley R. Listorti        | 2006                     |
| Charles L. Lislott         | 1929, 1930               |
| Gary Little                | 1974, 1975               |
| David Littlefield          | 1981                     |
| James Lizotte              | 2010, 2011               |
| Troy R. Lockman            | 1999, 2000               |
| Ryan R. Logan              | 2005, 2006, 2007         |
| Joseph Lojko               | 1931, 1932, 1933         |
| Brandon J. London          | 2003, 2004, 2005, 2006   |
| Albert D. Long             | 1920                     |
| Elgin Long                 | 2012                     |
| James H. Long              | 1968, 1969               |
| Nathan R. Long             | 2000, 2001               |
| Stephen J. Loomis          | 1997                     |
| William P. Looney          | 1947, 1948, 1949         |
| Dwayne A. Lopes (C)        | 1979, 1980, 1981, (1982) |
| D.J. Lord                  | 1937                     |
| John F. Lord               | 1924                     |
| Anthony M. Louis           | 1999, 2000, 2001, 2002   |
| Kevin Lovalncy             | 2012                     |
| Louis A. Love              | 2001, 2003, 2004         |
| Ronald C. Lovell           | 1967, 1968, 1969         |
| Blake Lucas                | 2012                     |
| Richard M. Lucero          | 2000                     |
| F.P. Lucier                | 1945                     |
| Samuel J. Lussier, Jr.     | 1960, 1961, 1962         |

**M**

|                       |                          |
|-----------------------|--------------------------|
| Winston R. MacDonald  | 1957                     |
| Walter A. Mack        | 1916                     |
| Charles G. MacKintosh | 1919, 1920               |
| Andrew L. Maclay      | 1995, 1996, 1997, 1998   |
| John A. MacLean       | 1968, 1969               |
| Donald F. MacPhee     | 1952, 1953, 1954         |
| Duncan MacRae         | 1987, 1989, 1990, 1991   |
| Kenneth D. MacRae     | 1955, 1956               |
| Herman R. Magnuson    | 1928, 1929               |
| Jim Maguire           | 1991, 1992               |
| Kevin Maguire         | 1977, 1978               |
| John J. Mahoney       | 1925, 1926               |
| Joseph T. Mahoney     | 1959                     |
| Paul A. Majeski (C)   | 1960, 1961, (1962)       |
| Tyler Major           | 2009, 2010               |
| J.W. Malcolm          | 1938, 1939               |
| Joseph A. Malley      | 1927                     |
| Michael Maloney       | 1981                     |
| Ralph B. Maloney (C)  | 1958, (1959)             |
| Jim Mancarus          | 1990, 1991               |
| Paul Mangano (C)      | 1982, 1983, 1985, (1986) |
| Ron Mangarelli        | 1980, 1981, 1982         |
| Raymond S. Mann (C)   | 1927, 1928, (1929)       |
| William C. Mann       | 1940                     |
| Robert Manning (C)    | 1978, 1979, (1980)       |
| Elton J. Mansell      | 1919, 1920               |
| Pierre L. Marchando   | 1968, 1969               |

|                          |                            |
|--------------------------|----------------------------|
| Ronald J. Marino         | 1969, 1970, 1971           |
| Daniel M. Markowski      | 1993, 1994, 1995, 1996     |
| Wilbur H. Marshman       | 1921, 1922                 |
| Herbert J. Marx (C)      | 1922, 1923, (1924)         |
| Walter H. Marx           | 1925, 1927                 |
| Joseph Masi              | 1941, 1942, 1946           |
| John W. Mastalerz (M)    | (1945)                     |
| Ronald E. Matheson       | 1953, 1954, 1955           |
| Anton Matoon             | 1979                       |
| Gregg Mattern            | 1990, 1991, 1993           |
| George Maturniak         | 1946, 1947                 |
| Leonard A. Matuza        | 1970                       |
| William H. Maxwell, Jr.  | 1956, 1957, 1958           |
| Paul Mayberry (C)        | 1986, 1987, 1988, (1990)   |
| Daniel Maynes            | 2010, 2012                 |
| Brandon O. McAfee        | 2005                       |
| Edward P. McAleny (C)    | 1972, 1973, (1974), (1975) |
| Robert W. McAllister     | 1926                       |
| Michael M. McArdle (C)   | 1966, 1967, (1968)         |
| Oswald J. McBride        | 2001, 2002, 2004, 2005     |
| William P. McCarty (C)   | 1974, 1975, 1976, (1977)   |
| John J. McCormick (C)    | 1959, 1960, (1961)         |
| James A. McCoy           | 1979                       |
| Christopher McCray       | 1985, 1986, 1987           |
| Thad McCummings          | 2009, 2010                 |
| Timothy B. McDermond     | 2001, 2002, 2003           |
| Francis X. McDermott (C) | 1952, 1953, (1954)         |
| Sean W. McDole           | 1996, 1997                 |
| Frank L. McDonald        | 2005                       |
| John McDonald            | 1976, 1977, 1978           |
| John P. McDonough (C)    | 1940, 1941, (1946)         |
| Michael McEvilly (C)     | 1977, 1978, (1979)         |
| Thomas McEvilly (C)      | 1982, 1983, (1984)         |
| Nicholas A. McGarry      | 1968, 1969                 |
| Charles McGeoch          | 1922, 1923, 1924           |
| David McGovern           | 1990, 1991                 |
| John F. McGowan (C)      | 1953, 1954, (1955)         |
| Barrett McGrath          | 1980, 1981, 1982, 1983     |
| Ambrose T. McGuckian     | 1933                       |
| Ryan J. McHugh           | 2000, 2001, 2003           |
| Stephen McInnes          | 1976, 1977, 1978           |
| Perry McIntyre           | 2009, 2010, 2011, 2012     |
| David McIntosh           | 1986, 1987                 |
| Michael McKenna          | 2012                       |
| William A. McKenna       | 1958, 1959                 |
| Anton A. McKenzie (C)    | 2000, 2001, 2002, (2003)   |
| John McKeown (C)         | 1985, 1986, 1987, (1988)   |
| Kenneth F. McKittrick    | 1926, 1927, 1928           |
| Dammon J. McLaren        | 1999                       |
| Bob McLaughlin           | 2009, 2010                 |
| Joseph McLaughlin (C)    | 1976, 1977, (1978)         |
| Michael F. McLaughlin    | 1976, 1977, 1978           |
| Robert E. McLaughlin     | 2007, 2008                 |
| Ryan McMackin            | 2009                       |
| John J. McManus          | 1948, 1949                 |
| Brian McNally (C)        | 1974, 1975, (1976)         |
| Kevin McNally (M)        | 1975, (1977)               |
| Andrew McNeilly          | 1992, 1993, 1994, 1995     |
| Michael McNiff           | 1973                       |
| R.L. Meagher             | 1945                       |
| Robert E. Meers (C)      | 1963, 1964, (1965)         |
| Michael A. Meggett       | 2005, 2006, 2007           |
| Mike Mele                | 2009, 2010                 |
| David Melendez           | 1999                       |
| George D. Melican (C)    | 1912, 1913, (1914)         |
| Charles R. Mellen        | 1955, 1956                 |
| Kassan Messiah           | 2012                       |
| Paul A. Metallo          | 1971, 1972                 |
| Clyde W. Meyerhoeffer    | 1964                       |
| Marken Michel            | 2011, 2012                 |
| Gary D. Mika             | 1972, 1973, 1974           |
| Jeromy T. Miles (C)      | 2007, 2008, (2009)         |
| Stephane Milhim          | 2009, 2010, 2011, 2012     |
| Steven A. Milkiewicz     | 1978, 1979                 |
| Alexander L. Miller (C)  | 2003, 2004, 2005, 2006     |
| Arthur T. Miller         | 1955, 1956                 |

|                         |                          |
|-------------------------|--------------------------|
| Henry O. Miller (M)     | (1942)                   |
| Rodney Mills            | 2012                     |
| Taylor M. Mills         | 1926, 1927, 1928         |
| Paul W. Milner, Jr.     | 1965, 1966, 1967         |
| Domenique A. Milton     | 2004, 2005, 2006         |
| Charles E. Minarik (M)  | (1932)                   |
| Thomas E. Minkstein (C) | 1928, 1929, (1930)       |
| Maikel Miret (C)        | 1999, 2000, 2001, (2002) |
| Clifton D. Mitchell (C) | 1986, 1987, 1988, (1989) |
| Corey D. Mitchell       | 1998, 1999, 2000         |
| David Mitchell          | 1987, 1988, 1989, 1990   |
| James J. Mitchell (C)   | 1965, 1966, (1967)       |
| Anddy Moas              | 2011                     |
| Herbert E. Moberg       | 1923, 1924, 1925         |
| Robert D. Mohor         | 1920, 1921, 1922         |
| Gerald Mondalto         | 1973, 1974, 1975         |
| Anthony J. Monette      | 2006, 2007, 2008, 2009   |
| Lamar J. Monterio       | 2002                     |
| Justin T. Montgomery    | 2003, 2004, 2005, 2006   |
| Peter Montini (C)       | 1984, 1985, 1986, (1987) |
| Guy J. Montosi, Jr.     | 1956, 1957, 1958         |
| Bryan K. Mooney         | 1993, 1994, 1995, 1997   |
| Jimmy L. Moore          | 1998                     |
| Jonathan J. Moore (C)   | 2004, 2005, 2006, 2007   |
| J. Moran                | 1934                     |
| John Moran              | 2009, 2010               |
| Kevin R. Moran          | 1972, 1973               |
| Michael Moran           | 1984, 1986               |
| Clifton W. Morey (C)    | 1936, 1937, (1938)       |
| Jason F. Morgan         | 1999                     |
| Wayne E. Morgan         | 1960, 1961               |
| Milton D. Morin         | 1963, 1964, 1965         |
| Joseph J. Morris        | 1964                     |
| Walter B. Moseley       | 1935, 1936               |
| Charles W. Moses (M)    | (1915)                   |
| Richard A. Moulton (M)  | (1970), (1972)           |
| David C. Mountain       | 1931, 1932, 1933         |
| Garabed Mouradian       | 1924                     |
| Patrick J. Moynihan     | 1916                     |
| Vernon D. Mudgett       | 1921, 1922               |
| William R. Mulhall      | 1932, 1933, 1934         |
| Daniel J. Mulhern       | 1925                     |
| Thomas K. Mullen        | 1970, 1971, 1972         |
| James Mullins           | 1980                     |
| N. Jason Mumford, Jr.   | 1992, 1993, 1994, 1995   |
| Edwin L. Murdough       | 1926                     |
| Lincoln Murdough        | 1924                     |
| Richard L. Muri (M)     | (1946)                   |
| Fred J. Murphy          | 1935                     |
| John F. Murphy          | 1960                     |
| John W. Murphy          | 1914, 1915               |
| Kevin Murphy            | 1987, 1988               |
| Matthew R. Murphy       | 1996, 1997, 1998         |
| Shawn A. Murray         | 1999                     |
| Thomas J. Murray (C)    | 1979, 1980, 1981, (1982) |
| Norman Myrick           | 1930                     |
| Sterling Myrick         | 1922, 1923               |

**N**

|                     |                        |
|---------------------|------------------------|
| George Naden        | 1936, 1937             |
| Walter E. Naida (C) | 1952, (1953)           |
| James F. Nangle     | 1967, 1968             |
| C.A. Natri          | 1940                   |
| Joseph Natale       | 1949                   |
| Kirk Nelms          | 2010, 2011             |
| Anthony D. Nelson   | 2006, 2007, 2008, 2010 |
| Carl F. Nelson      | 1938, 1939             |
| Tony Nelson         | 2009                   |
| Alfred Neri         | 1985, 1986             |
| Bill Nesselt        | 2009, 2010             |
| Lance Neveling      | 1988, 1989, 1990, 1991 |
| Michael Newell      | 1978, 1979             |
| Herb Newland        | 1980, 1981             |
| Lamar Newsome       | 1989, 1990, 1991       |
| C. E. Nichols       | 1945                   |
| Chester W. Nichols  | 1923, 1924, 1925       |

|                      |                |
|----------------------|----------------|
| John T. Nichols, Jr. | 1948,1949,1950 |
| Peter A. Nietupski   | 1932,1933,1934 |
| Greg Niland          | 2010           |
| Jay D. Nisbet        | 1985,1986,1987 |
| Boleslaw Nitkiewicz  | 1927,1928      |
| John W. Noble, Jr.   | 1954,1955,1956 |
| Robert Nolan         | 1950,1951,1952 |
| Dawan Nolton         | 2009           |
| Richard A. Norton    | 1941,1942      |
| Louis F. Norwood     | 1938,1939      |
| G. David Novelli (M) | (1939)         |
| Donald G. Nowers     | 1922           |
| Timothy Nye          | 1986,1987      |
| Karl Nyholm          | 1977,1978,1979 |

**O**

|                            |                     |
|----------------------------|---------------------|
| George E. O'Brien          | 1936                |
| Russell O'Briere (M)       | (1951)              |
| D.J. O'Connell             | 1938,1939           |
| Kevin B. O'Connor          | 1977,1978,1979      |
| Rob O'Connor               | 2012                |
| Sean O'Connor              | 2009,2010           |
| Eric G. Oke                | 1993,1994,1995,1996 |
| John P. O'Keefe            | 1955,1956,1957      |
| Charles F. Oliver, Jr. (M) | (1924)              |
| Stephen Olson              | 1987,1988,1989      |
| Walter F. O'Malley         | 1971                |
| Michael A. Omar            | 2006,2007           |
| Christopher J. O'Neil      | 1979,1980,1981      |
| John F. O'Neil             | 1970,1971           |
| Terrance O'Neil (M)        | (1988),(1989)       |
| Robert A. O'Neill (M)      | (1959),(1960)       |
| Glenn W. Opie              | 2003                |
| Greg Orekoya               | 2012                |
| Brian J. Ostaszewski       | 2008,2009,2010,2011 |
| John Ottavini              | 1958,1959           |
| Nelson Ovalles             | 1998,1999,2000      |
| Lance K. Overby            | 1997,1998,1999,2000 |
| E. Johnson Owumi           | 2003                |

**P**

|                        |                       |
|------------------------|-----------------------|
| George B. Packer       | 1921                  |
| Kellen Pagel           | 2011,2012             |
| Martin Paglione        | 1978,1979             |
| Mark A. Palau          | 1971,1972             |
| David A. Palazzi       | 1985,1986,1987,1988   |
| Kenneth D. Palm        | 1961,1963,1964        |
| Anthony Palmer         | 1994                  |
| George B. Palmer       | 1913,1914,1915        |
| Richard M. Palmese     | 1999,2000             |
| Jim Panos              | 1987                  |
| George Papoutsidis     | 1983,1984             |
| Sheldon D. Paradis     | 1962                  |
| Aaron E. Parker        | 1996,1997,1998,1999   |
| Breon L. Parker        | 1993,1994,1995        |
| Walter Parker          | 1974                  |
| Harold B. Parmenter    | 1970,1971             |
| Stephen C. Parnell     | 1967,1968,1969        |
| Robert W. Parrott      | 1972,1973             |
| Robert M. Pasini (C)   | 1946,1947,1948,(1949) |
| Anthony Pasquale       | 1979,1980,1981,1982   |
| James Pastorick        | 1988,1989             |
| James Payson           | 1937,1938,1939        |
| Garry L. Pearson       | 1979,1980,1981,1982   |
| Dean Peceovich         | 1980,1981,1982        |
| William H. Peck (M)    | (1921)                |
| Richard T. Peckham     | 1935                  |
| Robert Peckham         | 1934                  |
| Clifford Pedrow        | 1978,1979             |
| Jason A. Peebler (C)   | 2001,2002,2003,(2004) |
| Robert B. Pena         | 1969,1970             |
| Raymond Pendagast      | 2010,2011             |
| J. Peil Pennington (C) | 1971,1972,(1973)      |
| John Penny             | 1974,1975             |
| James Penta            | 1976,1977             |
| Arthur A. Perdiagao    | 1961,1962             |

|                       |                       |
|-----------------------|-----------------------|
| Robert C. Perkins     | 1936                  |
| Vito Perrone (C)      | 1984,1985,1986,(1987) |
| Edgar A. Perry        | 1914,1915             |
| Lorenzo M. Perry      | 2003,2004             |
| Mario Perry (C)       | 1989,1990,1992,(1993) |
| Lester C. Peterson    | 1934,1935             |
| Daniel Petrie         | 1978,1979,1980,1981   |
| Steven C. Petrone     | 2001,2002             |
| Joseph L. Phelan      | 1951,1952,1953        |
| Patrick Phillips      | 1989                  |
| Richard Philport      | 1985                  |
| Arthur E. Pierce      | 1922                  |
| Nady Pierre           | 1987                  |
| Theodore L. Piers     | 1951                  |
| Greg Pierson (M)      | (1982)                |
| Peter E. Pietz (C)    | 1962,1963,(1964)      |
| Arnold Pinto          | 1950                  |
| Bruce Pinto           | 1973,1974             |
| Robert Pinto          | 1977,1978             |
| Anthony Piraino       | 1957,1958             |
| James M. Pizano       | 1995,1996,1997,1998   |
| Victor Pizzotti       | 1978,1979,1980,1981   |
| Philip A. Plaisted    | 1914,1915             |
| William Plante        | 1984                  |
| Paul Platek (C)       | 1982,1983,1984,(1985) |
| George E. Pleau, Jr.  | 1962                  |
| Paul R. Plumer        | 1927,1928             |
| Al Pogorian           | 1989,1990             |
| Robert L. Pollard     | 1929                  |
| Michael Pomerleau (M) | (1971),(1973)         |
| Mark Pompei           | 1988,1989,1990        |
| Allan L. Pond (C)     | 1916,1919             |
| Harold W. Poole (C)   | 1919,(1920)           |
| Nandor Porges         | 1923                  |
| John M. Porter        | 1952,1954             |
| Travis Poston         | 2010                  |
| Corey R. Potter (C)   | 1999,2000,2001,(2002) |
| Brandon Potvin        | 2009,2010,2011,2012   |
| Patrick D. Powell     | 2005                  |
| Todd Powers           | 1978,1979             |
| Michael Prawl         | 1987,1988             |
| Roger G. Prefontaine  | 1966                  |
| Christopher M. Price  | 1996,1997,1998,1999   |
| Dominique Price       | 2010,2011             |
| James A. Price (M)    | (1914)                |
| Thomas J. Price       | 1973                  |
| Lucien Prokopowich    | 1950,1951,1952        |
| Alfred S. Prusick     | 1938                  |
| Philip F. Puopolo     | 1976,1977             |
| George F. Pushec, Jr. | 1941,1942             |
| Paul S. Putnam        | 1936,1937             |
| John S. Pyne          | 1949,1950,1951        |

**Q**

|                      |                       |
|----------------------|-----------------------|
| Richard T. Qualey    | 1965,1966             |
| James G. Queeney     | 1970,1972             |
| Kevin P. Quinlan (C) | 1998,1999,2000,(2001) |
| John F. Quinn        | 1925,1926,1927        |
| Matthew Quinn        | 2012                  |
| Raphael D. Quinn     | 1996                  |
| Adam N. Quitt        | 1998                  |

**R**

|                       |                       |
|-----------------------|-----------------------|
| Jon Racich            | 1993                  |
| Matthew Rajotte (C)   | 1990,1991,1992,(1993) |
| Clark Ramos           | 1994                  |
| David Ramsden         | 2010                  |
| Donald A. Rana        | 1965                  |
| Rasheed A. Rancher    | 2005,2006,2007        |
| Peter J. Rankowitz    | 1977                  |
| Giddens Rateau        | 2009,2010             |
| Scott L. Ratliff      | 2002,2003             |
| Robert G. Raymond (C) | 1942,1946,1947,(1948) |
| Frederick Read (C)    | 1979,(1980)           |
| Matthew A. Read       | 1991,1992,1993,1994   |
| Phillip A. Readio     | 1919                  |

|                          |                       |
|--------------------------|-----------------------|
| Charles E. Redman        | 1951,1952,1953        |
| Noel Reebeacker          | 1950,1951,1952        |
| Theodore H. Reed         | 1946                  |
| Norman C. Regnier        | 1942                  |
| Dustin M. Reid           | 1996,1997,1998        |
| R.R. Remington           | 1945                  |
| James E. Rendle          | 1970                  |
| Vincent J. Reppert       | 1983,1984             |
| Andrew D. Resende-Gomes  | 2005,2006,2007,2008   |
| William J. Rex           | 1951,1952,1953        |
| William H. Reynolds, Jr. | 1957,1958,1959        |
| Andrew T. Rice           | 1991,1992,1993        |
| Cecil C. Rice            | 1927                  |
| James Rice               | 1980,1981,1982,1983   |
| Adam Richard             | 2012                  |
| Edward A. Richardson     | 1957,1958             |
| Evan C. Richardson       | 1928                  |
| Henry H. Richardson      | 1925                  |
| Spencer Ridenhour        | 2007                  |
| Francis James Riel       | 1935,1937             |
| Frederick C. Riel        | 1935                  |
| Justin T. Riemer         | 1993,1994,1995,1996   |
| Brian J. Riley           | 1997,1998             |
| Richard J. Riley         | 1958,1959             |
| Steve M. Robar           | 1985,1986,1987,1988   |
| William E. Roberge       | 1936                  |
| DeMarcus Roberson        | 2006                  |
| Arthur W. Roberts        | 1922                  |
| Oliver C. Roberts        | 1916                  |
| Courtney L. Robinson     | 2006,2007,2008        |
| Damon T. Robinson        | 1999                  |
| Dwight Robinson          | 1991                  |
| Jeremy J. Robinson (C)   | 1998,1999,2000,(2001) |
| John Robinson            | 2012                  |
| Miles Robinson           | 1993                  |
| Randolph J. Robinson     | 1966,1968             |
| Allen D. Roche           | 1983                  |
| Mark Rogers              | 1949                  |
| Steven R. Rogers         | 1967,1968,1969        |
| Phillip H. Roland        | 1972,1974             |
| Robert W. Roland         | 1960                  |
| John Romboli             | 1974,1975,1976,1977   |
| Joseph A. Romero         | 1998                  |
| Cesar Rosario            | 2004,2005,2006,2007   |
| Raunny M. Rosario        | 2002,2003,2004,2005   |
| Scott Rose               | 1980,1981,1982,1983   |
| William A. Rose          | 1935                  |
| David M. Rosenfelt       | 1998                  |
| Robert Ross              | 1982                  |
| Michael J. Ross          | 1962,1963,1964        |
| David P. Rossiter (C)    | 1934,1935,(1936)      |
| Philip G. Roth           | 1948,1949,1950        |
| Anthony N. Rouzier       | 2007,2008             |
| Daniel Rubinetti         | 1985,1987,1988        |
| Alfred H. Rudge          | 1937,1938,1939        |
| Birger J. Rudquist       | 1927                  |
| Almon O. Ruggles         | 1942                  |
| Todd Rundle              | 1984,1985,1986,1987   |
| Kenneth Runge            | 1982,1983,1984        |
| Karl Russell             | 1990                  |
| Mark E. Russell          | 1970                  |
| Peter Russell            | 1977                  |
| Mileton G. Rust          | 1992,1993,1994,1995   |
| Jack Rutstein            | 1935                  |
| Alvan S. Ryan            | 1931,1932,1933        |
| James J. Ryan            | 1979,1980,1981        |
| Matthew J. Ryan          | 1940,1941             |
| Robert I. Ryan           | 1945,1946             |

**S**

|                    |                     |
|--------------------|---------------------|
| Joseph C. Sabella  | 1991,1992,1993,1994 |
| Armand J. Sabourin | 1958,1959           |
| Joseph T. Sabulis  | 1969,1970,1971      |
| Ed Saint-VII       | 2012                |
| James St. Fort     | 1999                |



|                          |                            |
|--------------------------|----------------------------|
| Paul F. St. Onge         | 1972, 1973, 1974           |
| Ed Saint-Vil             | 2011                       |
| Michael D. Salem         | 1960                       |
| Quinton Sales            | 2009, 2010, 2011, 2012     |
| Kenneth A. Salman (C)    | 1920, 1921, 1922, (1923)   |
| Nicholas Salmon (C)      | 1986, 1987, (1988)         |
| Stanley F. Salusk (C)    | 1940, 1941, (1942)         |
| Robert J. Sampson        | 1956                       |
| Joshua A. Samuda         | 2008, 2009, 2010, 2011     |
| Khari I. M. Samuel (C)   | 1995, 1996, (1997), (1998) |
| Joseph P. Sanford        | 2006, 2007, 2008, 2009     |
| David K. Sanger          | 1999, 2000, 2001, 2002     |
| Patrick G. Santin (C)    | 1940, 1941, (1946)         |
| John J. Santoro          | 1973, 1974, 1975           |
| Rafael Santos, Jr.       | 1999                       |
| Jovan Santos-Knox        | 2012                       |
| Leo J. Santucci          | 1937, 1938, 1939           |
| Robert J. Santucci       | 1964, 1965, 1967           |
| Olayinka Sanusi          | 2003, 2004                 |
| Joel F. Sarapin          | 1999, 2000                 |
| Henry J. Sareault        | 1977, 1978                 |
| Donald S. Sarette        | 1977, 1978, 1979           |
| Richmond H. Sargent      | 1920, 1921, 1922           |
| Edward A. Sarno (C)      | 1967, 1968, (1969)         |
| John M. Sauter           | 1915, 1916                 |
| J.H. Savage              | 1938                       |
| Justin Sawicki           | 2009                       |
| John C. Sawyer           | 1995, 1996                 |
| Roland Sawyer            | 1923, 1924                 |
| Carmen J. Scarpa         | 1959, 1961                 |
| Patrick F. Scavone       | 1968, 1969, 1970           |
| Noel E. Schablik         | 1967, 1968                 |
| Paul W. Schaffner (C)    | 1931, 1932, 1933, (1934)   |
| Martin Scheralis         | 1967, 1968                 |
| William P. Schipani      | 1979, 1980                 |
| Lewis Schlotterbeck      | 1914                       |
| Daniel J. Schneider      | 1997, 1998, 1999, 2000     |
| John R. Schroeder        | 1962, 1963, 1964           |
| Ross Schubarth           | 1974, 1975, 1977           |
| Steven W. Schubert       | 1970, 1971, 1972           |
| Justin R. Schweighardt   | 2004, 2005                 |
| Charles J. Scialdone     | 1962, 1963, 1964           |
| Benjamin A. Scott        | 1996, 1997                 |
| Gregory M. Scott         | 2002, 2003, 2004, 2005     |
| James F. Sears           | 1983                       |
| Trey Seals               | 2012                       |
| David Sebolt             | 1987                       |
| John J. Seery            | 1939, 1940, 1941           |
| Kelly E. Seibert         | 1999, 2000, 2001           |
| Darrell L. Shabazz       | 1999, 2000                 |
| Mark D. Shalala (C)      | 1994, 1995, (1996)         |
| John W. Shannon          | 1942                       |
| Tajae Sharpe             |                            |
| James E. Shay, Jr.       | 1957                       |
| John Shay                | 1982, 1983                 |
| James J. Shea            | 1973                       |
| Patrick Shea             | 1982                       |
| Scott E. Shearer, Jr.    | 1997, 1998, 1999           |
| Robert J. Sheehan        | 1968                       |
| Dan Sheeran              | 2009, 2010                 |
| Joseph J. Sheff          | 1932                       |
| Robert C. Shelmire       | 1983, 1985, 1986           |
| Edward A. Sherman        | 1966, 1967                 |
| Marcel C. Shipp (C)      | 1997, 1998, 1999, (2000)   |
| Charles G. Shove         | 2002, 2003                 |
| Arnold S. Shulkin        | 1934, 1935                 |
| Ian Shultis              | 2010, 2012                 |
| F.E. Shumnay             | 1945                       |
| George Shumway           | 1923, 1924                 |
| James A. Sibson          | 1931, 1932, 1933           |
| Frederick J. Sievers (C) | 1935, 1936, (1937)         |
| Howard R. Sievers        | 1931, 1932, 1933           |
| Eugene W. Sigmund        | 2000, 2002                 |
| Carlos Silva             | 1984, 1985                 |
| Steven Silva             | 1984, 1985                 |
| Matthew P. Silver        | 2006, 2007, 2008, 2009     |

|                          |                          |
|--------------------------|--------------------------|
| S.I. Silverman           | 1937                     |
| Arthur J. Simensen       | 1965                     |
| Robert J. Simeone        | 1981, 1982, 1983, 1984   |
| James J. Simeone         | 1982, 1983, 1984, 1985   |
| Ralph Simmons (C)        | 1939, (1940)             |
| Donald E. Sisson         | 1947, 1949               |
| P. Skogsberg             | 1939                     |
| Jeff Skood               | 2010                     |
| F.A. Slesinski           | 1937                     |
| Samuel H. Slick          | 1961                     |
| Sean R. Smalls (C)       | 2005, 2006, 2007, (2008) |
| Kevin Smellie            | 1985, 1986, 1987, 1988   |
| Brandon L. Smith         | 2003, 2004, 2005, 2006   |
| Bryan A. Smith           | 2004                     |
| Brian L. Smith (C)       | 1997, 1998, 1999, (2000) |
| David Smith              | 1991, 1992, 1993         |
| Donald Smith             | 1950, 1951               |
| Donald H. Smith          | 1931, 1932, 1933         |
| Ernest J. Smith          | 1965, 1966, 1967         |
| Jeffrey J. Smith         | 1996, 1997, 1998         |
| J.M. Smith, Jr.          | 1945                     |
| Jamar Smith              | 2009, 2010, 2011, 2012   |
| Michael W. Smith, Jr.    | 1996, 1997, 1998         |
| Myron N. Smith           | 1925                     |
| Philip R. Smith          | 1947                     |
| Quayshun Smith           | 2011, 2012               |
| Tyrell Smith             | 2012                     |
| A.C. Snyder, Jr.         | 1945                     |
| Donald J. Sokolnicki     | 1973, 1974               |
| Edward Soulliere         | 1933                     |
| Peter J. Spadafora       | 1979, 1980, 1981         |
| Matt Sparks              | 2012                     |
| Lewis Spaulding          | 1916                     |
| Herbert A. Speak         | 1949, 1950               |
| Malcolm Speller          | 2011                     |
| Nick Speller             | 2010, 2011, 2012         |
| Albert F. Spellman       | 1926                     |
| Lawrence H. Spidle       | 1964                     |
| Francis T. Spriggs       | 1955                     |
| Gregory Sprout           | 1974, 1975, 1976         |
| William J. Sroka         | 1968, 1969, 1970         |
| A.J. Stanne              | 1945                     |
| Bernard L. Stead         | 1942, 1946, 1947         |
| E.R. Steeves             | 1940                     |
| James Stevens (M)        | (1955)                   |
| Matthew M. Stefanski     | 1991, 1992, 1993, 1994   |
| H.N. Steff               | 1937                     |
| Kent G. Stevens          | 1966, 1967               |
| Peter W. Stevens         | 1977, 1979               |
| Roger Gordon Stevens     | 1977                     |
| Dominique D. Stewart     | 2002, 2003, 2004, 2005   |
| John W. Stewart          | 1933, 1934, 1935         |
| Colin M. Stoetzel (C)    | 2002, 2003, 2004, (2005) |
| Matthew J. Stolte        | 2004, 2005, 2006, 2007   |
| Michael B. Stone         | 1979, 1980, 1981         |
| John M. Storozuk (C)     | 1941, (1942)             |
| Jeff Strait              | 2009, 2010, 2011, 2012   |
| Bruce Strange            | 1984                     |
| Bernard A. Street        | 1973                     |
| Anthony Strickland       | 1985                     |
| Edmund J. Struzziero (C) | 1945, 1946, 1948, (1949) |
| Jack Sturtevant (C)      | 1933, 1934, (1935)       |
| Dan Sullivan             | 1984, 1985, 1986         |
| Donald C. Sullivan       | 1923, 1924, 1925         |
| Eddie Sullivan           | 1984, 1985               |
| J.A. Sullivan            | 1928                     |
| Kevin Sullivan           | 1977, 1978, 1979         |
| Norman J. Sullivan       | 1945, 1946, 1947         |
| Peter J. Sullivan        | 1961                     |
| Philip R. Surgen         | 1954                     |
| Terry G. Swanson         | 1963, 1964, 1965         |
| William D. Sweeney       | 1947                     |
| David G. Swepson         | 1958, 1959               |
| George S. Sylvester      | 1931                     |
| Leon T. Szczepucha       | 1962                     |

|                     |                  |
|---------------------|------------------|
| Anthony Szurek, Jr. | 1950, 1951, 1952 |
|---------------------|------------------|

## T

|                            |                           |
|----------------------------|---------------------------|
| Mark P. Tabor              | 1983                      |
| W.R. Tafpin                | 1937                      |
| James P. Talerico          | 1973                      |
| Julian D. Talley           | 2008, 2009, 2010, 2011    |
| James A. Tamis             | 1997                      |
| James R. Tandler           | 1984, 1986, 1987          |
| Salvator J. Tartaglione    | 1982                      |
| Peter J. Tasinari          | 1947, 1948                |
| Frank J. Tavalacci         | 1968                      |
| Kerry P. Taylor (C)        | 1995, 1996, 1997, (1998)  |
| Robert L. Tedoldi          | 1961, 1962, 1963          |
| Cesar Tejada               | 1990, 1991, 1992          |
| Steven Telander            | 1974, 1975, 1977, 1978    |
| Chris Tenkin               | 1988, 1989                |
| John A. Tero               | 1956, 1957                |
| Matt Testani               | 2012                      |
| Antoine Tharpe             | 2010, 2011, 2012          |
| Darren Thellen             | 2009, 2010, 2011, 2012    |
| Robert B. Theller          | 1954                      |
| Eric Thimas                | 1990, 1991, 1992, 1993    |
| Andrew Thomas              | 1985, 1986, 1987, 1988    |
| Darryl Thomas              | 1993, 1994, 1995, 1997    |
| Geoffrey E. Thomas Jr. (C) | 1995, 1996, (1997)        |
| Jamil Thomas               | 1996, 1997, 1998, 1999    |
| Jason M. Thomas            | 1997                      |
| Michael D. Thomas          | 2006                      |
| Charles Thompson           | 2009, 2010, 2011, 2012    |
| David E. Thompson, Jr.     | 2003, 2004, 2005, 2006    |
| Elmer J. Thompson          | 1930                      |
| Richard V. Thornton        | 1958, 1959                |
| George H. Thurlow          | 1923, 1924, 1925          |
| Adolph E. Tikofski         | 1932, 1933, 1935          |
| Serge M. Tikum (C)         | 2002, 2003, (2004) (2005) |
| Todd E. Tinker             | 1991, 1993, 1994          |
| Christopher A. Tobiaz      | 1997                      |
| Michael Tobin              | 1987, 1988, 1989, 1990    |
| Edward Toffey              | 1984, 1985, 1986          |
| George J. Tokarczuk        | 1966                      |
| Thomas J. Tolman           | 1942                      |
| Samuel J. Tombarelli       | 1961, 1962, 1963          |
| R.G. Tomchik               | 1945                      |
| Karl M. Tomfohrde (M)      | (1929)                    |
| Edward W. Toner            | 1965, 1966                |
| John Toner (C)             | 1974, 1975, (1976)        |
| Mark K. Toner              | 1968                      |
| Paul J. Toner              | 1969                      |
| William Toner              | 1973, 1974                |
| Richard R. Torchia         | 1952                      |
| Paul Tornatore             | 1990, 1991                |
| James M. Torrance          | 1973, 1974, 1975          |
| Michael J. Torres          | 2003, 2004                |
| Richard W. Towle           | 1936, 1937                |
| Peter H. Tracy (C)         | 1983, (1984)              |
| Emil Trampusch (M)         | (1934)                    |
| Michael Trifari            | 1986, 1987, 1988          |
| R. Triggs                  | 1939                      |
| Mark A. Tripucka           | 1971, 1972, 1974          |
| Travis B. Tripucka         | 2008, 2009, 2010, 2011    |
| Bill Trog                  | 1948                      |
| Henry H. True              | 1928, 1931                |
| Henry B. Trull             | 1927                      |
| Marty Trymbulak            | 1976, 1977                |
| Frank E. Tudryn, Jr.       | 1968                      |
| Jason R. Tudryn            | 1992, 1993, 1994, 1995    |
| Warren J. Tufts            | 1926, 1927                |
| John Tulenko               | 1925                      |
| Matthew Tulley             | 1988, 1989, 1990, 1991    |
| Malcolm E. Tumey           | 1921, 1922                |
| Paul A. Tupa               | 1998, 1999, 2000, 2001    |
| Alphonse Turcotte          | 1950                      |
| Roderick T. Turner         | 1983, 1984, 1985          |
| Alden R. Tuttle            | 1927                      |
| Majette Tynes              | 1993                      |

**U**

Sean Unterkoefer 2009

**V**

Paul Vaccaro 1966  
 Robert W. Vafides 1951  
 Wilson A. Valente 1999,2000  
 Michael T. Valentino 1993,1994,1995  
 John Van Buren 1974,1975,1976  
 Philip J. Vandersea 1963,1965  
 Richard H. Vara 1948  
 Louis Varrichione, Jr. 1955,1957,1958  
 Howard G. Verbeck 1914,1915  
 Robert Verolini 1973  
 James Vertucci (C) 1984,1985,1986,(1987)  
 Ronald Villone 1989,1990,1991  
 Caleb Violette 2009, 2010  
 Sandro Vitiello 1978,1979  
 Shane M. Viveiros 2008, 2009, 2010, 2011

**W**

Craig Wagner 1985,1986,1987,1988  
 Richard A. Waite 1920  
 John R. Wales 1945  
 Louis Walk 1940  
 Charles E. Walkden 1926,1927,1928  
 Charles B. Walker (C) 2003,2004,2006,2007  
 Deion Walker 2012  
 Edwin L. Wallace 1973  
 John Wallace 2012  
 Scott T. Wallace 2008  
 Gerald W. Walls (C) 1953,1957,(1958)  
 David L. Walsh 1968  
 Paul Walsh 1982,1983,1984  
 Thomas C. Walz 1947  
 Gregory T. Ward 1999,2000,2001,2002  
 Jake P. Ward 2002  
 William Ware 1973  
 Edward C. Warner 1940,1941  
 William A. Warnock (C) 1966,1967,(1968)  
 Francis W. Warren (M) (1925)  
 Richard C. Warren (C) 1961,1962,(1963)  
 Robert B. Warren 1948,1949,1950  
 Adam T. Waters 2001  
 Gerard M. Washington 2002  
 Timothy Washington 2006  
 Stanley Waskiewicz (C) 1946,(1947)  
 Carlito Weaver 2011

Compton M. Webster 1997,1998,1999,2000  
 Roger W. Weeks 1915,1916  
 John Wegzyn 2012  
 Frederick J. Welch 1931  
 Rolf Wendt 1985,1986  
 Carl P. Werme 1939,1940,1941  
 Paul D. Wesockes 1972  
 Vincent Westcarr 2009, 2010, 2011, 2012  
 Alec Westerlind 1977,1978  
 Thomas E. Whalen 1954,1955,1956  
 Robert G. Wheelchel (C) 1962,1963,(1964)  
 Spofford Whitaker 1935  
 Brandon D. White 2008  
 Douglas S. White 1999,2000,2001,2002  
 Jerard P. White 1996,1997,1998,1999  
 Maurice F. White 1932  
 John M. Whittier (M) (1922)  
 Clarence P. Whittle, Jr. 1916  
 Wallace L. Whittle 1919  
 Paul F. Whorf 1914  
 Gary Wilkos 1989,1990  
 Alan Williams 2010, 2011, 2012  
 Allen Williams 1987,1989,1990,1991  
 Anthony J. Williams 1991,1992,1993,1994  
 Donald Williams 1914  
 D'Metrius Williams 2012  
 Hafis Williams 2012  
 Jeremiah E. Williams 2000  
 Keron D. Williams 2002,2003,2004,2005  
 Kirk Williams 1985,1986,1987  
 Moses Williams 1975,1976,1977  
 Robert Williams 2001  
 Shaun Williams 1995,1996  
 Vaughn Williams 1988,1989,1990,1991  
 David Williamson 1975,1976  
 Robert Williamson 1985  
 Harold G. Williford 1958,1959,1960  
 Bruce Wills 1982  
 John Willis 1974,1975,1976,1977  
 Ethan Wilson (M) (1989),(1990),(1991)  
 Harold C. Wilson, Jr. 1951,1957  
 Jamal Wilson 2012  
 Robert E. Wilson 1977,1978  
 Warren A. Wilson 2008, 2009  
 Douglas G. Winslow 1971,1972  
 Robert P. Winterhalter (M) 1947,(1948)  
 John W. Wofford, Jr. 1951,1952,1953  
 Steven Wojes 1977,1978,1979

H. Wojtasiewicz 1938  
 Robert Wolfe 1973,1975  
 William Wolfe 1973  
 Darryl Chris Wood 1982,1983,1984,1985  
 Douglas J. Wood, Jr. 1962  
 Harold S. Wood 1930  
 Russell S. Wood 1968,1969,1970  
 Stephen Wood 1975  
 Ryan D. Woods 1999,2000  
 Steven Woodlock 1979,1980,1981  
 Brian Woodward 1986,1987  
 Scott W. Woodward 2006,2007,2008,2009  
 Dominic Wooten 2010  
 Richard A. Wright 1954,1955,1956  
 Michael C. Wynne 1997,1998,1999  
 Stephen M. Wysocki 2001,2002,2003,2004

**Y**

Abe Yacteen 1982  
 Dimitri Yavis 1985,1986,1987,1988  
 Brandon Yelovich 2011  
 Isidore O. Yergeau 1942,1946,1947,1948  
 Thomas J. York (C) 1967,1968,(1969)  
 Donald R. Young 1968  
 Ryan Young 2010  
 Sean A. Young 2001,2002,2003,2004  
 David A. Yushinsky 1973

**Z**

Walter A. Zachowski 1937,1938  
 Gregory Zambelli 1997  
 Christopher J. Zardas 2007,2008, 2009  
 Robert Zawada 1975  
 S.F. Zelazo 1937,1938  
 Michael A. Ziccardi 2001,2002,2003  
 Adrian M. Zullo 1998,1999,2000,2002  
 Frederick F. Zwisler 1924  
 Mark Zych 1994,1995,1996

(C) Indicates Year of Captaincy

(M) Indicates Manager

# UMass In The Pros

## National Football League

|                      |  |
|----------------------|--|
| Kole Ayi, LB         | New England Patriots (2001)<br>St. Louis Rams (2001-02)  |
| Steve Baylark        | Arizona Cardinals (2007)<br>Denver Broncos (2008)  |
| Tim Berra, WR        | Baltimore Colts (1974)   |
| Kory Blackwell, DB   | New York Giants (1997-98)<br>Cleveland Browns (1999)   |
| Jeremy Cain, LB/LS   | Chicago Bears (2004-2005)<br>Tennessee Titans (2007)<br>Washington Redskins (2008)<br>Jacksonville Jaguars (2009-11) |
| Michael Cox          | New York Giants (2013)   |
| R.J. Cobbs, DB       | New York Giants (2006)   |
| Bill Cooke, DL       | Green Bay Packers (1975)<br>Detroit Lions (1978)<br>Seattle Seahawks (1978-80)<br>New York Giants (2010-11)          |
| Victor Cruz, WR      | New York Jets (2010-11)  |
| Vladimir Ducasse, OT | Dallas Cowboys (1987)  |
| Mike Dwyer, DL       | Kansas City Chiefs (2010-11)   |
| Jeremy Horne, WR     | New York Jets (2008-2010)  |
| James Ihedigbo, DB   | New England Patriots (2011)  |
| Rene Ingoglia, RB    | Buffalo Bills (1997-98)  |
| Emil Igwenagu, TE    | Philadelphia Eagles (2012)   |
| Bruce Kimball, OL    | New York Giants (1982)<br>Washington Redskins (1983-1984)  |
| Greg Landry, QB      | Detroit Lions (1968-1978)<br>Baltimore Colts (1979-1981)<br>Chicago Bears (1984)                                     |
| Matt Lawrence, RB    | Baltimore Ravens (2008-11)   |
| Brad Listorti, TE    | New York Jets (2008)   |
| Brandon London, WR   | Giants (2007)<br>Miami Dolphins (2008)   |
| John McCormick, QB   | Minnesota Vikings (1962)   |
| Joe McLaughlin, LB   | Green Bay Packers (1979)<br>New York Giants (1980-1984)  |
| Jeromy Miles, S      | Cincinnati Bengals (2010-11)   |
| Milt Morin, TE       | Cleveland Browns (1966-1975)   |
| Bob Pena, OL         | Cleveland Browns (1972)  |
| Josh Samuda, OL      | Miami Dolphins (2012)  |
| Khari Samuel, LB     | Chicago Bears (1999-2001)<br>Detroit Lions (2001)  |
| Steve Schubert, WR   | New England Patriots (1974)<br>Chicago Bears (1975-1979)   |
| Marcel Shipp, RB     | Arizona Cardinals (2001-2007)  |
| Phil Vandersea, LB   | New Orleans Saints (1967)<br>Green Bay Packers (1966, 1968-1969)   |
| Sandro Vitiello, PK  | Cincinnati Bengals (1980)  |

Note: These players played in an NFL Game

## American Football League

|                    |   |
|--------------------|---|
| John McCormick, QB | Denver Broncos<br>(1963, 1965-1966, 1968) |
| Terry Swanson, HB  | Boston Patriots (1967-1968)               |
| Ed Toner, OL       | Boston Patriots (1966-1968)               |

## UMass Players In NFL/AFL Draft

| Year | Name                 | Pos | Rd (Overall) | Team                |
|------|----------------------|-----|--------------|---------------------|
| 1964 | Fred Lewis (AFL)     | HB  | 17th         | Oakland Raiders     |
| 1965 | Phil Vandersea       | FB  | 16th         | Green Bay Packers   |
|      | Jerry Whelchel (AFL) | QB  | 9th          | San Diego Chargers  |
|      | Phil Vandersea (RS)  | FB  | 9th          | Denver Broncos      |
| 1966 | Milt Morin           | E   | 1st          | Cleveland Browns    |
|      | Bob Meers            | E   | 7th          | Minnesota Vikings   |
|      | Bob Ellis            | DE  | 15th         | Cleveland Browns    |
|      | Ed Toner             | T   | 18th         | Baltimore Colts     |
|      | Milt Morin (AFL)     | E   | 3rd          | San Diego Chargers  |
|      | Bob Ellis (RS)       | HB  | 10th         | Boston Patriots     |
| 1968 | Greg Landry          | QB  | 1st (11)     | Detroit Lions       |
| 1970 | Steve Parnell        | WR  | 16th (403)   | Atlanta Falcons     |
| 1971 | Bubba Pena           | OG  | 4th (92)     | Cleveland Browns    |
|      | Nick McGarry         | TE  | 15th (365)   | Boston Patriots     |
| 1972 | John Hulecki         | OG  | 15th (368)   | Pittsburgh Steelers |
|      | Harold Parmenter     | DT  | 15th (370)   | Denver Broncos      |
| 1973 | Paul Metallo         | DB  | 13th (329)   | Kansas City Chiefs  |
| 1974 | Peil Pennington      | QB  | 15th (379)   | Denver Broncos      |
|      | Tim Berra            | WR  | 17th (421)   | Baltimore Colts     |

|      |                  |    |            |                     |
|------|------------------|----|------------|---------------------|
| 1975 | Bill Cooke       | DE | 10th (244) | Green Bay Packers   |
| 1976 | Ed McAleney      | DT | 8th (237)  | Pittsburgh Steelers |
| 1979 | Bruce Kimball    | OG | 7th (192)  | Pittsburgh Steelers |
| 1980 | Sandro Vitiello  | PK | 10th (252) | Cincinnati Bengals  |
| 1999 | Khari Samuel     | LB | 5th (144)  | Chicago Bears       |
| 2010 | Vladimir Ducasse | OL | 2nd (61)   | New York Jets       |
| 2013 | Michael Cox      | RB | 7th (253)  | New York Giants     |

(AFL) AFL Draft; (RS) AFL Redshirt Draft

## Canadian Football League

|                     |  |
|---------------------|--|
| Todd Bankhead, QB   | Hamilton Tiger-Cats (2000)   |
| Don Caparotti, DB   | Shreveport Pirates (1994)  |
| Brandon Collier, DL | Winnipeg Blue Bombers (2012)   |
| Ned Deane, OL       | Toronto Argonauts (1976)<br>Ottawa Rough Riders (1977)                                   |
| Bill Durkin, OL     | Shreveport Pirates (1994)  |
| Shannon James, DB   | Calgary Stampeders (2006-2009)<br>Hamilton Tiger-Cats (2010)                             |
| Bruce Kimball, OL   | Toronto Argonauts (1979-1980)  |
| Brandon London, WR  | Montreal Alouettes (2011, 2012)  |
| Ed McAleney, DL     | Calgary Stampeders (1977-1983)   |
| Anton McKenzie, LB  | Saskatchewan Roughriders (2006-2009)<br>B.C. Lions (2010-2012)                           |
| Dave Palazzi, QB    | Shreveport Pirates (1994)  |
| Mario Perry, LB     | Shreveport Pirates (1994-1995)   |
| Khari Samuel, LB    | Montreal Alouettes (2004)  |
| Sean Smalls, CB     | Toronto Argonauts (2010-11)  |
| Kevin Smellie, RB   | Toronto Argonauts (1990-1994)  |
| Andrew Thomas, DB   | Ottawa Rough Riders (1990-1994)  |
| Keron Williams, DL  | Calgary Stampeders (2006-07)<br>Montreal Alouettes (2008-2009)<br>B.C. Lions (2010-2012) |
| Tony Williams, DB   | Shreveport Pirates (1995)  |
| Adrian Zullo, WR    | Calgary Stampeders (2004)  |

## Extreme Football League

|                    |                          |
|--------------------|--------------------------|
| Kory Blackwell, DB | Las Vegas Outlaws (2001) |
|--------------------|--------------------------|

## NFL Europe / World League of American Football

|                    |   |
|--------------------|---|
| Kory Blackwell, DB | Scottish Claymores (2000)<br>Amsterdam Admirals (2001-2002) |
| Mike Douglas, TE   | Cologne Centurians (2007 draft pick)                        |
| Bill Durkin, OL    | Dusseldorf-Rhein Fire (1995)                                |
| Rene Ingoglia, RB  | Frankfurt Galaxy (1999)                                     |
| Corey Mitchell, OL | Frankfurt Galaxy (2003)                                     |
| Jerard White, DB   | Frankfurt Galaxy (2001)                                     |

## United Football League

|                  |                                       |
|------------------|---------------------------------------|
| E.J. Barthel, FB | Las Vegas Locomotives (2009)          |
| Steve Baylark,   | Sacramento Mountain Lions (2009-2011) |
| Marcel Shipp, RB | Las Vegas Locomotives (2009-2011)     |

## United States Football League

|                     |   |
|---------------------|---|
| Max Jones, DB       | Birmingham Stallions (1983)                           |
| Scott LaFond, OL    | Birmingham Stallions (1983-1984)                      |
| Greg Landry, QB     | Chicago Blitz (1983-1984)<br>Arizona Wranglers (1985) |
| Mike McLaughlin, OL | Boston Breakers (1983-1984)                           |
| Sandro Vitiello, PK | Washington Federals (1983)                            |

## Arena Football League

|                      |  |
|----------------------|--|
| Todd Bankhead, QB    | New Jersey Gladiators (2001)<br>Tampa Bay Storm (2002)<br>Georgia Force (2003) |
| Tracy Belton, DB     | Milwaukee Iron (2010)<br>Georgia Force (2011, 2012)                            |
| Brandon Freeman, DB  | Arizona Rattlers (2010)<br>Georgia Force (2011)                                |
| Kyle Harrington, DL  | Arizona Rattlers (2011)  |
| Kyle Havens, QB      | Spokane Shock (2011)   |
| Richard Kane, OL/DL  | Massachusetts Marauders (1994)   |
| Greg Niland, OL      | Pittsburgh Power (2012)  |
| Anthony Nelson, WR   | Iowa Barnstormers (2012)   |
| Al Neri, FB/LB       | New York Knights (1988)  |
| Kerry Taylor, FB/LB  | New York Dragons (2003-04)<br>Arizona Rattlers (2005)                          |
| Tony Williams, WR/DB | Albany Firebirds (1997)  |