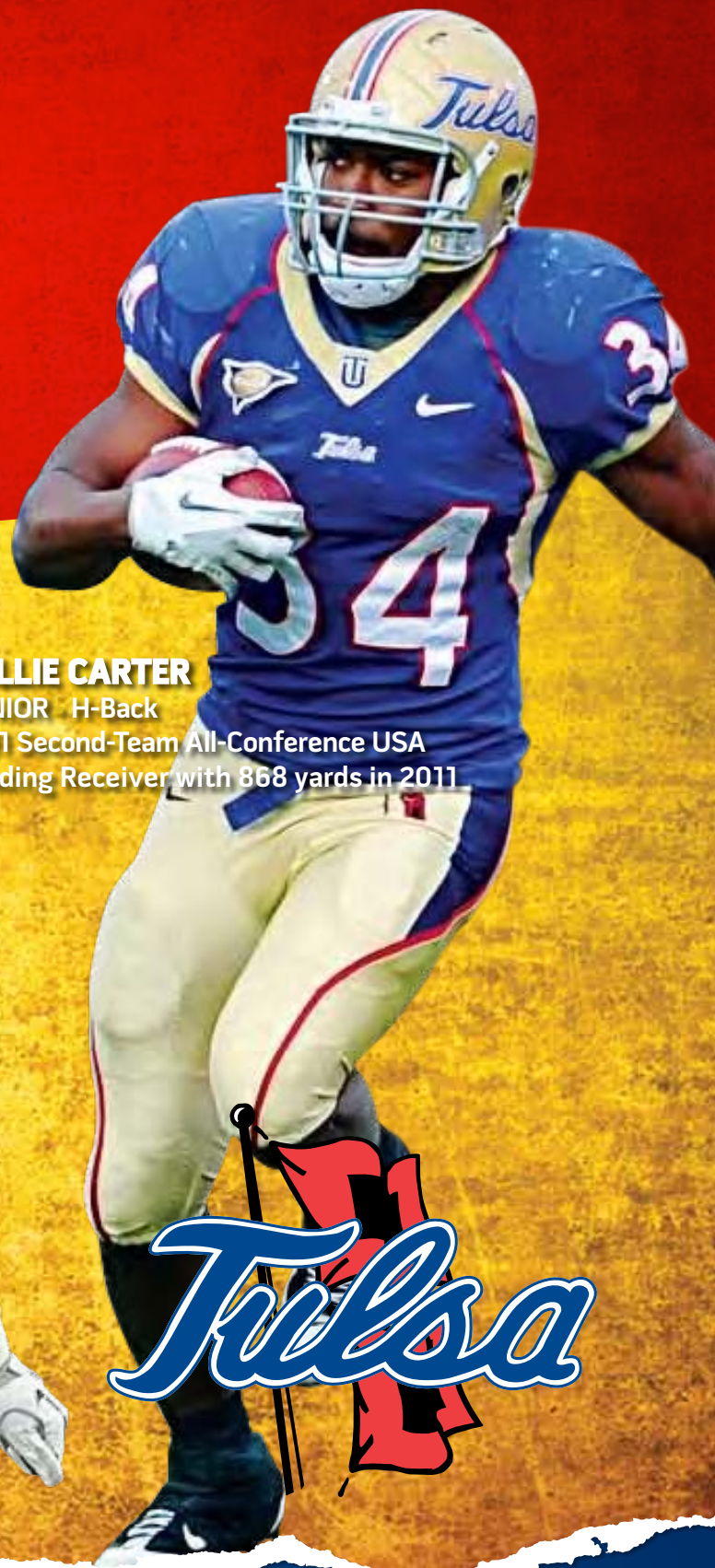


The Official Tulsa Golden Hurricane

RECORD AND FACT BOOK 2012



USA



WILLIE CARTER

SENIOR • H-Back

2011 Second-Team All-Conference USA

Leading Receiver with 868 yards in 2011

Tulsa

DEXTER McCOIL

SENIOR • Safety

2011 Second Team All-Conference USA

School Record-Holder with 13 interceptions

**7 BOWL
GAMES**

IN THE LAST 9 YEARS . . .



2003
Humanitarian Bowl



2005
AutoZone Liberty Bowl



2006
*Bell Helicopter
Armed Forces Bowl*



2008
GMAC Bowl



**2005 AUTOZONE LIBERTY
BOWL CHAMPIONS**

**2008 GMAC BOWL
CHAMPIONS**



www.tulсахurricane.com



TABLE OF CONTENTS

Introduction 1

Table of Contents.....	1
2012 Football Schedule	1
Tulsa Quick Facts.....	1
Media Information	2
C-USA Teleconference Schedule.....	2
Numbers to Know	3
Blankenship Radio Call-in Show	3
Athletic Media Relations Staff.....	3
Directions to H.A. Chapman Stadium.....	3
The University of Tulsa	4
The City of Tulsa	5
H.A. Chapman Stadium.....	6-7
Case Athletic Complex.....	7
Notes Page.....	8

Players 9

Tulsa Football Notes.....	10-11
Depth Chart.....	12
Returning Letterwinners	12
Pronunciation Guide.....	13
Team Analysis.....	13
Season Preview	14-17
2012 Numerical Roster	18-19
2012 Alphabetical Roster	20-21
Player Profiles	22-43
Returning Walk-ons Athletes	44
Newcomers Roster	45
Tulsa Newcomer Profiles.....	45-48

Staff 49

Head Football Coach.....	50-51
Coaching Staff	52-57
Football Support Staff.....	57
President	58
Director of Athletics.....	58

Review 59

2011 Game-by-Game Review	60-66
2011 Season Results	67
2011 Team and Individual Statistics.....	67-70
2011 Tulsa Individual Superlatives	71
2011 Tulsa and Opponent Season Highs and Lows	71
2011 Opponent Individual Superlatives	72
2011 Starting Lineups.....	72
2011 Team Game-by-Game Summaries.....	73
2011 Individual Game-by-Game Offensive Stats	74
2011 Individual Game-by-Game Tackle Chart.....	75
2011 Participation Chart.....	76

C-USA 77

Conference USA Profile	78
2011 C-USA Standings	79
2011 C-USA Team Stats	79-80
2011 C-USA Individual Stats	80-81
2012 C-USA Composite Schedule	82
2012 C-USA Football TV Schedule	83-84
2012-13 Bowl Schedule.....	84

Opponents 85

2012 Opponents	86-88
Series History Against 2012 Opponents.....	89-90

History 91

Tulsa Football Historical Review	92-100
Hurricane Bowl History.....	101-106
Tulsa Athletic Hall of Fame	107
Tulsa's Pro Football Hall of Famers.....	107
Retired Jerseys	108
National Awards.....	108
All-Americans.....	109
Tulsa's Pro Draftees.....	110-111
Hurricane in All-Star Games.....	112
Current NFL Players	112
Tulsa's Conference History.....	113
All-Conference Selections	114-116
Conference Honors	116

Records 117

Tulsa's NCAA Records/Annual Champions	118-119
Individual Season Leaders	120-124
Tulsa Team Records.....	125-126
Tulsa Individual Records.....	127-128
Opponent Team Records.....	129-130
Game Streaks.....	130
Longest Plays	131
Hurricane 100-Yard Receivers	132-133
Hurricane 300-Yard Passers	133
Hurricane 100-Yard Rushers.....	134-135
Top-10 Single Game Performances.....	136
Top-10 Single Season Performances	137
Tulsa's Record by Decades.....	137
Top-10 Career Performances	138
Top Crowds to See Tulsa Play.....	139
Series Records vs. All Opponents	140-141
All-Time Head Coaching Records.....	141
Top 10 Winningest Coaches.....	141
Season-by-Season Review	142-144
Tulsa Won-Lost Records.....	144
Homecoming Game Results.....	145
Tulsa in the National Polls	145
All-Time Results.....	146-160



2012 Tulsa Football Schedule

Sept. 1	at Iowa State	11:00 am
Sept. 8	TULANE* (FSN)	11:00 am
Sept. 15	NICHOLLS STATE	6:00 pm
Sept. 22	FRESNO STATE (CBS SN)	7:00 pm
Sept. 29	at UAB*	2:00 pm
Oct. 6	at Marshall* (CBS SN)	2:30 pm
Oct. 11 (Th)	UTEP* (FSN)	7:00 pm
Oct. 20	RICE* (FSN)	2:30 pm
Nov. 3	at Arkansas	TBA
Nov. 10	at Houston* (CBS SN)	4:00 pm
Nov. 17	UCF* (FSN)	TBA
Nov. 24	at SMU* (FSN)	TBA

*Conference USA Games • **BOLD** indicates home games
All Game Times are Central Time Zone

Tulsa Quick Facts

Location: Tulsa, Oklahoma
Enrollment: 4,187 (3,084 undergraduates)
Founded: 1894
Nickname: Golden Hurricane
Colors: Old Gold, Royal Blue, Crimson
Affiliation: NCAA Division I-A
Conference: Conference USA
President: Dr. Geoffrey Orsak
Faculty Representative: Christopher Anderson
Director of Athletics: Ross Parmley
Head Football Coach: Bill Blankenship
 (2nd year)
2011 Record: Won 8, Lost 5
2011 C-USA Record: Won 7, Lost 1
 (2nd place/West)
Offense: Spread No-Huddle
Defense: 4-3
Stadium: Skelly Field at H.A. Chapman
 Stadium (30,000)
Surface: FieldTurf

Media Information

Credentials

Requests for working press credentials for Tulsa's home football games must be sent to the Athletic Media Relations Office by mail or emailed on company letterhead to donald-tomkalski@utulsa.edu.

Members of the electronic media and those daily and Sunday papers covering Tulsa and its opponents on a regular basis will receive first priority for credentials. If space permits, every attempt will be made to honor other requests.

Credentials will not be mailed. Credentials can be picked up at the TU Athletic Media Relations Office during the week of the game or on gameday three hours prior to kickoff at the press will call window at the corner of Gary and Florence Avenues.

All credentials are non-transferable and are limited to members of the working media only. Your cooperation in this matter will help ensure the best possible working conditions in the H.A. Chapman Stadium Press Box and on the sidelines.

Parking

Media parking will be located in the Mabey Gymnasium West Parking Lot (the corner of 8th Street and Florence Ave; enter on 8th Street from Delaware Avenue). Proper parking credentials will be needed for entrance to the lot. These parking credentials are issued by the Athletic Media Relations office. A limited number of parking spaces are available, therefore, members of the electronic media and those daily and Sunday papers covering Tulsa and its opponents on a regular basis will receive first priority. In order to park satellite trucks or vehicles for radio remotes contact the TU Athletic Media Relations Office in advance of the game.

Television Live Truck Parking

Parking for Television Live Trucks is located on Florence Avenue at the corner of 8th Street and Florence Ave. TV pedestals are located there. The proper **MEDIA PARKING CREDENTIAL** will be issued for this area. You can access this parking lot from the west only, coming down 8th Street. Arrangements for TV stations must be made in advance.

Press Box

The press box is located on the west side of H.A. Chapman Stadium. The Working Press Level is located the fourth floor of the Press Box. In addition to print media, **Radio and TV Broadcast Booths are also located on the fourth floor.** There is a TV Photo Deck located on the fifth floor. This level accommodates team video and and television film crews.

Player Interviews

All requests for interviews with Tulsa players should be made through the Athletic Media Relations Office. Please make your request a day in advance to allow enough time to arrange the interview. The best time for extended interviews is normally between 10:00 a.m. and 1:00 p.m., depending on the players' class schedules and team obligations. Television stations usually will be able to do interviews of a shorter duration after practice, but make arrangements with the athletic media relations office. **The last time for player interviews is Thursday following practice, except on non-Saturday game weeks. Contact the athletic media relations office for exact days and times of media availability for non-Saturday game weeks.**

Media are asked to set-up all player and coach interviews by calling the athletic media relations office.

Covering Practice

Tulsa's practices are closed to the public. **Television video and photography of practice is allowed between Tuesday-Wednesday for a selected period of time.** Practices will be held at H.A. Chapman Stadium and Harwell Field. Head Coach Bill Blankenship and players (depending on class schedules) are usually available for interviews after practice. Please contact the Athletic Media Relations Office earlier in the day to request interviews and to check on practice times.

Weekly News Conference on Tuesdays

Tulsa Head Coach Bill Blankenship will meet with the media usually on Tuesday's throughout the season for his weekly news conference (except on non-Saturday game weeks - check with the athletic media relations office). Select players will be made available following Coach Blankenship. News conferences will be held from 12 noon to 12:45 pm in the Lettermen's Lounge

in the Case Athletic Complex (north end zone building). Enter through the main entrance on the west side of the building. All working media are encouraged to attend. A schedule of weekly press conferences will be sent to the media. All other requests for interviews with Coach Blankenship should be directed to the Athletic Media Relations Office.

Internet, Telephones

Wireless and hardwire internet connections are available in the H.A. Chapman Stadium Press Box. Phones, stat monitors and TV monitors are available to the media in the press box as well.

Post-Game Interview Policy

The Tulsa locker room is closed. Head Coach Bill Blankenship will be available to the media in the Lettermen's Lounge in the Case Athletic Complex for approximately 10 minutes prior to his radio show. In addition to Coach Blankenship, requested Tulsa players will be available to the media as well. For home games, the visiting team has access to a post-game interview room at the back entrance to the team locker room.

Photographers

Photographers are reminded that credentials must be properly displayed at all times. Photographers can transmit photos from the the Press Box or in the Case Athletic Complex Media Room. Enter the main entrance on the west side of the building from the plaza level. Wireless and hardwire internet connections are available in both areas.

Sideline Policy

All non-team personnel including **photographers are not permitted in either teams' bench area (between the 25-yard lines) and must stay behind the 12-foot restraining line that surrounds the field. Media can get from north to south by passing behind the benches.**





Numbers To Know

Area Code - 918

Press Box.....	631-5513/631-5514
Athletic Media Relations Fax	631-3913
Athletics Administration	631-2381
Athletics Administration Fax	631-3670
Football Office.....	631-2393
Football Fax.....	631-2127
Athletic Web Site	www.tulsahurricane.com
Twitter.....	twitter.com/tulsahurricane
Facebook	facebook.com/tulsahurricane

The Bill Blankenship Radio Call-in Show

The Bill Blankenship Radio Call-in Show will air on Mondays, from 7-8 pm. The show is located at Gusano's Pizza, 9999 South Mingo Road and can be heard on AM 740/FM 102.3 Newstalk KRMG. The first show airs on August 27. There will be no show on the day of October 29 due to an open week.

Aug. 27	Sept. 24	Oct. 15	Nov. 12
Sept. 3	Oct. 1	Oct. 22	Nov. 19
Sept. 10	Oct. 8	Nov. 5	Nov. 26
Sept. 17			



collegepressbox.com
EVERYTHING BUT THE PRE-GAME MEAL

CollegePressBox.com is the official media website for Conference USA football. Access and download weekly game notes, statistics, media guides and more for the conference and each of its 12 member schools throughout the season. Login information will be distributed by the conference office to accredited media or you can apply for a password by sending an e-mail to password@collegepressbox.com.

This publication has been provided to assist you in your coverage of Tulsa football. We hope that it will be an invaluable asset to you during the 2011 season. Specific requests for other items should be directed to Don Tomkalski, Associate Athletics Director for Communications, 800 South Tucker Avenue, Tulsa, Okla. 74104-3189.

The 2012 Tulsa Media Guide is published by The University of Tulsa Athletic Media Relations Office. It is designed and printed by Transcript Press of Norman, OK.

Photographic contributions made by the Dave Crenshaw, Brett Rojo, Walt Beazley, Miami Dolphins, Tulsa Metro Chamber of Commerce and the Tulsa World.

The University of Tulsa is an equal opportunity/affirmative action institution. For EEO/AA information, contact the Office of Legal Compliance at (918) 631-2423; for disability accommodations, contact Dr. Jane Corso at (918) 631-2315.

Athletic Media Relations Staff



Don Tomkalski

Associate Athletics Director/Communications
Football Contact
Email: donald-tomkalski@utulsa.edu
Office: 918-631-3200
Cell: 918-640-0683



Stephanie Hall

Assistant Director
Email: stephanie-hall@utulsa.edu
Office: 918-631-2163
Cell: 918-232-2393



Eric Hollier

Assistant Director
Football Secondary Contact
Email: eric-hollier@utulsa.edu
Office: 918-631-2492
Cell: 225-978-4590



A.J. Harrison

Media Relations Assistant
Email: aj-harrison@utulsa.edu
Office: 918-631-3720
Cell: 608-577-2646

Directions to H.A. Chapman Stadium

From: West (Oklahoma City)

1. Take I-35 North to I-44 East/Turnpike exit.
2. Take I-44 to I-244 East exit.
3. Take I-244 to Harvard Ave. exit, turn right at stoplight.
4. Turn right on 8th Street. Skelly Stadium is on your left.

From: East (from I-244)

1. Take US-169 North towards Owasso.
2. Exit US-169 at I-244/US-412 toward Tulsa/Joplin.
3. Take I-244 West, exit at Harvard Ave.
4. Turn left at stoplight.
5. Turn right on 8th Street. Skelly Stadium is on your left.

From: North (from I-35)

1. Exit I-35 at US-412 East/Cimarron Turnpike.
2. Take US-412 to Harvard Ave.
3. Turn right on Harvard Ave. at stoplight.
4. Turn right on 8th Street. Skelly Stadium is on your left.

From: South (Dallas)

1. Take I-35 North.
2. Take I-40 East/I-35 North/US-62 East, exit toward Wichita/Ft. Smith.
3. Take I-35 North to I-44 East.
4. Take I-44 East/Turnpike exit.
5. Take the I-244 East exit.
6. Exit on Harvard Ave., take right at stoplight.
7. Turn right on 8th Street. Skelly Stadium is on your left.

The University of Tulsa

As a comprehensive, doctoral-degree-granting institution, The University of Tulsa provides undergraduate, graduate, and professional education of the highest quality in the arts, humanities, sciences, business, education, engineering, law, nursing, and applied health sciences.



The University's mission is nurtured and supported by:

- exceptional faculty, who draw students into the pursuit of knowledge, introducing them to the pleasures and responsibilities of the life of the mind in a challenging world, and who include in their numbers the 1998-99 Carnegie Foundation Professor of the Year for all U.S. doctoral and research universities, a national Carnegie Foundation Pew Scholar, a Carnegie Foundation Professor of the Year for Oklahoma, a member of the National Academy of Engineering, and four Fellows of the Institute for Advanced Study;
- a humanities-based general curriculum that stimulates scientific, social, and artistic inquiry, while stressing competence in oral and written communication;
- graduate, professional, and research programs that foster advanced theoretical development, promote professional preparation, enhance the quality of the faculty, and extend the University's international reach;
- substantial library resources and information technology that support research and classroom learning;

- a residential campus that fosters a sense of community and integrates curricular and extracurricular life;
- and abundant opportunities for students to undertake community service, internships, and study abroad; to participate in substantive research, often as early as the freshman year; and to study and reflect in ways that foster intellectual, spiritual, and moral growth.

TU's 230-acre campus is located two miles east of downtown Tulsa, a metropolitan city with a population of about 400,000. The city's remarkable cultural, technological, and economic resources nourish the university's mission and enrich its life, just as the university, in turn, enriches the city.

In its vibrant urban environment, The University of Tulsa offers a diversity of learning experiences, a balance between career preparation and liberal education, teaching, and research, and endeavors to instill in its students an understanding that stature as an individual and value as a member of society depend upon continual learning.

TU Fact Sheet

Location: Tulsa, Oklahoma (pop. 550,000)

Founded: 1894

Institution Type: Private, doctoral degree granting, accredited, coeducational

Affiliation: Nondenominational; founded by the Presbyterian Church (U.S.A.) in 1894

Enrollment: 4,092 (3,004 undergraduate, 1,088 graduate and law)

Programs: 61 undergraduate, 36 graduate, 12 doctoral

Average class size: 19

Student/faculty ratio: 11 to 1

Full-time faculty: 320

Endowed chairs and/or professorships: 42

Average ACT score (2010 freshman class): 28

Average SAT score (2010 freshman class): 1250

Top ten percent of high school class (2010 freshman class): 74 percent

National Merit Finalists: 1 in 10 of all undergraduates, including freshman is a National Merit Finalist

TU Presidential Scholars: 271

Students from multicultural/international backgrounds:
Multicultural 19 percent; International 18 percent

Percentage receiving some type of financial aid: 84 percent

Competitive Scholarships

Since 1995, TU students have received:

- 54 Goldwater Scholarships
- 41 National Science Foundation Graduate Fellowships
- 11 Truman Scholarships
- 10 Phi Kappa Phi Graduate Fellowships
- 7 Department of Defense Fellowships
- 11 Fulbright Grants
- 9 Morris K. Udall Scholarships
- 5 British Marshall Scholarships

Athletics: Division I — 18 men's and women's teams

Conference: Conference USA

Nickname: Golden Hurricane

Colors: Old Gold, Royal Blue, Crimson



Tulsa, Oklahoma — “Green Country”

Tulsa is nestled in the northeastern quadrant of Oklahoma, right in the heart of “Green Country.” The rolling green hills and wooded terrain of the city lies at an elevation of 700 feet above sea level and offers a temperate climate. Tulsans enjoy 227 days of sunshine a year and an average daily temperature of 61 degrees. The rainfall average is approximately 40 inches, and continually changing conditions occur in the city during all four seasons.



What began as Tulsee Town in 1836 under a sturdy oak tree, which still stands today at 18th and Cheyenne Streets, is today the second largest city in Oklahoma. Ask people to describe Tulsa, and you'll likely get many different answers. It was a city forever changed by the discovery of oil in 1901. It is home to art deco treasures and nationally renowned museums. Its African American heritage left its mark, in both the business and music worlds. And it's a city of nostalgia and special memories for countless Americans due to its location on historic Route 66.

Tulsa boasts a widely diversified business base, including aerospace, telecommunications, manufacturing, construction, high technology, healthcare, education, transportation and energy.

Tulsa has the second shortest commute time in the nation, ranks 15th in the nation for the highest rate of high school graduation and boasts a cost of living at 11.5 percent below the national average while the

county per capita income is 20.7 percent above the national average.

Tulsa, one of “America’s Most Livable Communities,” is known as the Mecca for arts in Oklahoma. Art deco masterpieces are prevalent in many of our downtown buildings and churches. Spectacular works of art dot the trails of our beautiful River Parks. From the Tulsa Ballet and Tulsa Opera, to Broadway plays and musicals at the Performing Arts Center, to the Philbrook and the largest collection of Western American art at the Gilcrease, Tulsa’s rich cultural legacy greatly enhances our citizen’s quality of life.

The BOK Center hosts the top names in entertainment, as well as major sporting events including the 2011 NCAA Basketball Second & Third Rounds.

For a great shopping experience, a visit to Cherry Street or Utica Square is a must, and for those who would rather spend the afternoon on the links, Tulsa has

several exclusive golf courses to choose from. During summer months, Rodgers and Hammerstein’s classic musical, *Oklahoma!*, is performed at the Discoveryland amphitheater where a barbecue dinner and roping lessons add to the evening’s entertainment. Tulsa is also home to several outstanding events too numerous to list, but those worth a mention include Mayfest, the Gatesway International Balloon Festival, Oktoberfest and the Tulsa Pow Wow of Champions.

The Tulsa Port of Catoosa is acclaimed as one of the largest, most inland river-ports in the United States. The Tulsa International Airport offers direct service to most major U.S. cities and is another important contributor to our economic growth.

Ten higher education facilities serve the metropolitan Tulsa area. Options range from community college and vocational studies to undergraduate, graduate, and professional degree programs at both public and private universities.

Skelly Field at H.A. Chapman Stadium

Skelly Stadium received a new name in April 2007, changing to Skelly Field at H.A. Chapman Stadium. The stadium underwent a major facelift in the summer of 2008. On September 20, 2008, Tulsa opened the renovated stadium with a 56-14 victory over New Mexico.

On April 24, 2007, President Steadman Upham announced during his opening remarks at the school's annual All-Sports Banquet that the University had, within the past two hours, received the naming gift for renovation of the football stadium.

The H.A. and Mary K. Chapman Trust provided the financial gift for half of the estimated cost for renovation of the H.A. Chapman Stadium. Trustees of the H.A. and Mary K. Chapman Trust are Donne Pitman and Jerry Dickman.

The stadium now has a capacity of 30,000.

When the stadium was constructed in 1930 it was originally named Skelly Field, but was changed to Skelly Stadium in 1947 when 5,000 seats were added to north end zone.

For more than seventy years, Skelly Field has been the home field for University of Tulsa football.

Ground-breaking ceremonies were held on May 11, 1930 and the building race was on to complete the stadium for the upcoming season.

Skelly Field opened on October 4, 1930 against Arkansas. Although it had a seating capacity of 14,500, records show that 13,000 spectators were on hand for the game. Skelly Field was the original name, but changed in 1947 to "Stadium" when the north end zone seats were added.

On the opening kickoff of the first game, Arkansas fumbled and end Johnny Potts recovered for Tulsa. On the first play from scrimmage Billy Boehm scored the first touchdown in the north end zone of the stadium. Later, Chet Benefiel scored the first touchdown in the south end zone. Tulsa went on to win the contest by a score of 26-6.

Since that day, some of college football's greatest stars have graced Skelly Field. Opponents the likes of Sammy



Following the 2007 football season, a complete renovation of H.A. Chapman Stadium began.

The stadium renovation included new seating throughout the stadium, restrooms, concession areas, new press box with luxury suites and club level seating, and a new scoreboard on the south side of the stadium, among other amenities. A new FieldTurf was installed in April 2008.

The steel structure on the stadium's west side was removed, substantially improving the aesthetics of the facility. The new structure on the west side has an exterior finish of pre-cast concrete panels trimmed with cast stone. This returns the façade to the original architecture of the stadium, keeping the traditional look and feel of other campus structures.

Opening Skelly Field was a dream come true for Coach Elmer "Gloomy Gus" Henderson. Before Tulsa played its home games in Skelly Field the Golden Hurricane used McNulty Park, the minor league stadium that was the forerunner of Oiler Park. McNulty was located near the corner of 11th street and Elgin.

An unprecedented wave of prosperity swept over America in 1928 and wealthy Tulsa oil men began listening to Henderson's dream. The trustees were proceeding with plans for a stadium on faith that a donor would appear. In April, 1930, William Skelly, a long-time friend of the University, gave \$125,000 to the stadium fund if another \$175,000 could be raised. The remaining money was raised by Tulsa businessmen who organized the Stadium Corporation of Tulsa.

Baugh, Ollie Matson, Bob Fenimore, Walt Garrison, Gino Toretta, Keith Jackson and Ladainian Tomlinson are a few of the games' greatest to step on the Skelly Field turf.

Tulsa's own Glenn Dobbs in the 1940s, the passing combination of Heisman Trophy runners-up Jerry Rhome and Howard Twilley in the 1960s, reknown receivers Steve Largent and Drew Pearson in the 70s, the 1980s Palomino Express of Micheal Gunter and Ken Lacy and the stars from the 1991 Freedom Bowl Championship team thrilled Hurricane fans through the years.

In 2003, Tulsa's Humanitarian Bowl team excited fans by averaging over 37 points in six home games, while in the 75th anniversary year of Skelly Field the 2005 squad won



the Conference USA Championship and advanced to a second bowl game in three years.

The highest attended game in stadium history was 47,350 on September 26, 1987 against No. 1 - ranked Oklahoma.

Stadium Highlights

1930 — Groundbreaking ceremony for the 14,500 seat Skelly Field occurred on May 11. The first football game was played on Oct. 4, 1930 in front of a crowd of 13,000. Tulsa defeated Arkansas 26-6.

1938 — TU traded Skelly Field to the Tulsa Public Schools for the Philtower Building lot at 5th and Boston. TU began to lease the stadium from the board of education.

1947 — Lease renewal for Skelly Field was signed. The 5,000 seat north end zone stands were added and the scoreboard moved to the south end zone. Skelly Field was the original name, but changed to Skelly Stadium when the north end zone seats were added.

1953 — In August, former TU star Jim Finks played for the Pittsburgh Steelers in an exhibition game against the Chicago Bears before a crowd of 10,000.

1956 — On June 18, Evangelist Reverend Billy Graham held a one-night rally and set what was to that date a stadium record crowd of 28,000.

1960 — Newly formed American Football League entries, Houston Oilers and Dallas Texans, met in an exhibition contest in August.

1964 — The stadium corporation was reorganized and it planned to build two high school stadiums (LaFortune and McLain) in exchange for Skelly Stadium.

1965 — Skelly Stadium was enlarged to 40,235 seats at a cost of \$1,250,000. The track was removed, the field lowered and box seats added. The excavated dirt was used to support the new south end zone stands. Seating was added to the west stands plus a new two story press box, escalator and elevator. Work was completed in August.

1966 — The third story photo deck was added to the press box. Skelly Stadium turned into a baseball field for one game on May 5. The St. Louis Cardinals baseball club played their triple-A farm team, the Tulsa Oilers, in an exhibition game. The contest drew a crowd of 18,904, which saw the Cards beat Tulsa 5-4.

1968 — Skelly Stadium was returned to the University.

1972 — Tartan turf was installed in the summer months.

1977 — Professional soccer made its debut at Skelly Stadium with a preseason game.

1978 — The Tulsa Roughnecks, an NASL professional soccer team, moved into Skelly Stadium.

1979 — Getty Oil Company and Getty Refining and Marketing Company made a \$350,000 grant for refurbishing and repairs to the Stadium.

1980 — A modern scoreboard and animated message center was installed above the south stands. The sign package was donated by Dr. Pepper, KJRH Television and Getty Refining and Marketing Company. The largest crowd for soccer occurred on April 26 when the Roughnecks met the New York Cosmos before 30,831 fans.

1987 — The largest crowd in Skelly Stadium history, 47,350, saw Tulsa lose to the nation's number one-ranked Oklahoma Sooners, 65-0.

1982 — A new artificial turf was installed and the lighting system was replaced.

1984 — A new scoreboard above the north end zone and 25-second clocks were added in each end zone.

1991 — Stadia Turf, a new artificial surface, was installed in the summer. The football season had the highest season attendance average in school history with an average of 31,236 fans for seven home games.

1993 — A new scoreboard was erected in the south end zone. It was completed just one day before the home opener on September 18.

2000 — New FieldTurf was installed in the summer. The synthetic artificial turf looks and feels like natural grass. The visiting team locker room was refurbished.

2003 — Installed new stadium lighting.

2005 — The north end zone stands were demolished in February, thus clearing way for the new Case Athletic Complex. The stadium seating was reduced from 40,385 to 35,542.

2007 — The Case Athletic Complex in the north end zone was completed in June; and on April 24, it was announced that the H.A. and Mary K. Chapman Trust has provided the financial gift for half of the estimated cost for renovation of the newly named H.A. Chapman Stadium.

2008 — The H.A. Chapman Stadium underwent major renovation and now has a new stadium capacity of 30,000.



Case Athletic Complex

The Case Athletic Complex opened in June 2007, less than three years after the plans were unveiled for the facility that houses Golden Hurricane football.

On November 11, 2004, University of Tulsa President Steadman Upham unveiled plans for the Case Athletic Complex to be located in the north end zone of Skelly Stadium. Excavation began on January 13, 2006.


The 30,000 square foot complex was built at a cost of \$10 million, and it began phase one of the renovation of Skelly Field. Phase Two began following the 2007 football campaign, when Skelly

Field at H.A. Chapman Stadium underwent major renovations.

The Case Athletic Complex, named for Mike Case, a developer and philanthropist who made a significant financial gift for the project, houses football coaches offices, meeting rooms, game day suites, academic support center for all student-athletes, football locker room and equipment room, athletic training room, video production suite and Lettermen's Club suite.

The new facility provides the Tulsa football program with an exceptional every-day use facility, as well as providing all TU student-athletes with an area dedicated to academic enhancement.

NOTES





PLAYERS

Senior safety Dexter McCoil enters the 2012 season tied for the school record with 13 career interceptions.

2012 Tulsa Football Notes.....	10-11
2012 Depth Chart.....	12
2012 Returning Letterwinners	12
Pronunciation Guide.....	13
2012 Team Analysis.....	13
2012 Season Preview	14-17

2012 Numerical Roster	18-19
2012 Alphabetical Roster	20-21
Player Profiles	22-44
2012 Newcomers Roster	45
2012 Tulsa Newcomer Profiles	45-48

2012 Tulsa Football Notes



DUPY AND McCOIL ON PRESEASON WATCH LISTS...

- Tulsa seniors Trent Dupy and Dexter McCoil were named to preseason Watch Lists for the Golden Hurricane. . . . Dupy has started at center in 36 of 38 career games and for the second straight year was named to the Rimington Award Watch List, an award given to the nation's top offensive center. . . . the safety McCoil was named to the Bronko Nagurski Trophy Watch List for the nation's top defender as well as to the Jim Thorpe Award Watch List, given to the nation's top defensive back.

TULSA'S SUCCESS IN LAST NINE YEARS...

- The first three years of 2000's were lean for the Tulsa football, posting just a 7-28 combined record in 2000, 2001 and 2002. . . . in the last nine seasons, Tulsa posted 73 victories with a 73-44 (.624) overall record. . . . the Hurricane has appeared in seven Bowl games in the past nine seasons and has posted a 4-3 record, while winning one outright Conference USA Championship (2005), three C-USA West Division titles (2005, 2007, 2008) and sharing one West crown (2010).

HEAD COACHING EXPERIENCE ABUNDANT ON THE HURRICANE SIDELINES...

- Tulsa Head Football Coach Bill Blankenship enters only his second year as a collegiate head coach, but he had 22 years as a head coach on the prep level. . . . Blankenship also has three former college head coaches on his staff — Defensive Coordinator and Linebackers Coach Brent Guy, Assistant Head Coach and Offensive Line Coach Denver Johnson and Assistant Head Coach/Special Teams Coordinator and Tight Ends Coach Scott Downing. . . . Guy spent four seasons (2005-08) as

the head coach at Utah State. . . . Johnson was a head coach for 12 seasons, spending three seasons at Murray State (1997-99) and nine years at Illinois State (2000-08). . . . he compiled an overall 69-66 record at the two schools. . . . Downing served as the head coach at Northern Colorado for the past five seasons (2006-10).

TULSA FINISHES 2011 CONFERENCE USA SLATE WITH 7-1 RECORD...

- The Hurricane opened the 2011 Conference USA schedule in the second week of the season with a

31-3 road win at Tulane on Sept. 10. . . . after three non-conference games, Tulsa jumped back into C-USA action against UAB with a 37-20 victory. . . . the Hurricane followed that with wins at Rice (38-20), home vs. SMU (38-7), at UCF (24-17), home against Marshall (59-17) and at UTEP (57-28). . . . it was the first 7-0 start for the Hurricane in C-USA play since joining the league in 2005. . . . Tulsa got its only blemish in league action Nov. 25 against Houston, 48-16. . . . since joining C-USA, Tulsa has a 39-16 regular season record and has played in three C-USA Championship games. . . . the Hurricane has now won at least six C-USA games in five of seven seasons as a league member.

TULSA HAS 18-6 ALL-TIME RECORD AGAINST C-USA EAST DIVISION FOES...

- In 2011, Tulsa finished out its schedule against Conference USA East Division members with a 3-0 record. . . . the Hurricane had wins over UAB (37-20), UCF (24-17) and Marshall (59-17). . . . in its seventh season as a C-USA member, Tulsa has posted an overall 18-6 record against C-USA East Division foes, including 17-4 in the regular season and 1-2 in the league's title game. . . . the Hurricane won its first nine games against Eastern Division opponents. . . . Tulsa was 7-0 in its first two seasons in the league against the East. . . . the Hurricane is 11-2 at home and 7-4 on the road against the East Division. . . . Tulsa's first loss against the East Division came against UCF on Oct. 20, 2007.

TULSA FACED FOUR OF THE NATION'S TOP-7 TEAMS IN 2011...

- Tulsa faced four *Associated Press* top-10 nationally-ranked teams when the teams met on the field in 2011 — #1 Oklahoma, #8 Oklahoma State, #4 Boise State and #8 Houston. . . . never before had Tulsa faced four top-25 teams, let alone top-10





teams in the same season . . . the Hurricane has played three top-25 teams in the same season only two other times in school history, but never three teams ranked among the top-10 like this year . . . the only other times that Tulsa played three top-25 teams in school history came in 1945 — Tulsa played #8 Indiana, #11 Oklahoma State and #18 Georgia — and two years ago, when Tulsa played #12 Oklahoma, #5 Boise State and #13 Houston in the 2009 campaign.

TULSA'S EXPLOSIVENESS . . .

- In the last five seasons, Tulsa has gone over 500 yards in 36 of a total of 65 games, while also surpassing 40 points in 28 contests . . . in that time, Tulsa totaled 500 yards and scored 40 points in the same game 25 times, posting a 22-3 record in those contests.

McCOIL ENTERS 2012 TIED FOR SCHOOL RECORD FOR INTERCEPTIONS . . .

- Senior safety Dexter McCoil enters the 2012 season tied for the school record for career interceptions . . . he is tied with Jeff Jordan (1962-64, 30 games) and Nate Harris (1980-84, 33 games) for the Tulsa record . . . McCoil had two interceptions in the Bell Helicopter Armed Forces Bowl against the BYU Cougars . . . with his two INTs and 10 tackles against BYU, McCoil was named Tulsa's MVP of the game by a vote of the media covering the game . . . McCoil completed his junior season with six interceptions for 13 career pickoffs.

DOUBLE TROUBLE AT TAILBACK . . .

- The Tulsa Golden Hurricane has had a double-headed monster at tailback in the likes of juniors Ja'Terian Douglas and Trey Watts . . . in 2011, the duo combined to rush for 1,764 yards and seven TDs, as Douglas led the way with 883 yards and Watts totaled 881 rushing yards.

In the third game of the season, Tulsa rolled up 365 rushing yards against No. 7/8 Oklahoma State with all but 33 of those yards coming from the combo of Douglas and Watts . . . the duo combined for 332 yards and a 9.4 average per rush against the Cowboys defense . . . Douglas had a career-best 173 yards and two touchdowns on 12 carries for a 14.4 average per carry, while Watts had 159 yards and a 6.9 average per rush on 23 carries . . . Douglas' two touchdown runs went for 80 and 42 yards.

The duo was the first pair of Tulsa running backs to each gain over 100 yards in the same game since November 11, 2006 when Tarrion Adams (116) and Courtney Tennial (109) accomplished the feat against Rice.

C-USA'S SPECIAL TEAMS PLAYER OF THE YEAR BURNHAM HAS BREAK-OUT YEAR IN 2011 . . .

- In 2008, Bryan Burnham sat out his true freshman season and a year later he played in the defensive secondary and saw action in one game . . . in 2010, Burnham made the move to receiver in the fall and played solely on special teams . . . but in the 2011

BEST RECORD OVER THE LAST FIVE YEARS

Rk.	School	Overall Record	Season Records				
			2011	2010	2009	2008	2007
1.	Boise State	60-6	12-1	12-1	14-0	12-1	10-3
2.	TCU	55-10	11-2	13-0	12-1	11-2	8-5
3.	Alabama	55-11	12-1	10-3	14-0	12-2	7-6
4.	Oregon	53-13	12-2	12-1	10-3	10-3	9-4
5.	LSU	53-14	13-1	11-2	9-4	8-5	12-2
6.	Oklahoma	53-15	10-3	12-2	8-5	12-2	11-3
7.	Virginia Tech	53-16	11-3	11-3	10-3	10-4	11-3
8.	Utah	51-15	8-5	10-3	10-3	13-0	9-4
9.	Southern Cal	50-14	10-2	8-5	9-4	12-1	11-2
10.	Ohio State	50-15	6-7	12-1	11-2	10-3	11-2
11.	Florida	50-17	7-6	8-5	13-1	13-1	9-4
12.	BYU	49-16	10-3	7-6	11-2	10-3	11-2
13.	West Virginia	49-17	10-3	9-4	9-4	9-4	11-2
14.	Texas	48-17	8-5	5-7	13-1	12-1	10-3
15.	Penn State	48-18	9-4	7-6	11-2	11-2	9-4
	Wisconsin	48-18	11-3	11-2	10-3	7-6	9-4
17.	Missouri	48-19	8-5	10-3	8-5	10-4	12-2
18.	Oklahoma State	47-17	12-1	11-2	9-4	9-4	7-6
19.	Cincinnati	47-18	10-3	12-1	11-3	10-3	4-8
20.	Auburn	44-21	8-5	14-0	8-5	5-7	9-4
21.	Tulsa	44-22	8-5	10-3	5-7	11-3	10-4
22.	Texas Tech	42-22	5-7	8-5	9-4	11-2	9-4

season, Burnham's move to the wide-out position finally paid dividends.

In 2011, Burnham gained 850 receiving yards on 54 receptions for a 15.7 average and had a team-best nine receiving touchdowns . . . he had three 100+ receiving games during the 2011 season . . . Burnham had 101 yards and one TD on six receptions against North Texas, while he surpassed that total with a career-best 146 yards and one TD on 10 catches against Marshall . . . he also had 113 yards on four receptions against BYU.

TOP RECEIVER RETURNS . . .

- Senior H-back Willie Carter, who played behind current Miami Dolphins rookie Charles Clay in 2009 and 2010, had three 100+ receiving games in 2011, while leading the team in receiving with 868 yards and seven TDs on 61 receptions . . . Carter had two 100+ receiving games in 2012 . . . he had a career-best 160 yards on nine receptions at Rice and a week later bettered that with 173 yards on 13 catches vs. SMU . . . he had his first 100+ receiving game with 135 yards on five receptions in the season opener at No. 1 Oklahoma.

THREE TIMES A CHARM; SEVEN PICK SIXES IN LAST TWO YEARS . . .

- In each of the previous two seasons, Tulsa totaled seven interception returns for touchdowns, three coming in 2011 and four pick sixes in 2010 . . . Dexter McCoil had a 74-yard interception return and Dwight Dobbins returned one 36 yards, both for touchdowns against North Texas . . . Shawn Jackson's 34-yard interception return for a touchdown

against UTEP was the third time in which the Golden Hurricane returned a pick-off for a touchdown . . . in 2010, Tulsa returned interceptions for touchdowns four times — including Marco Nelson (OSU), Shawn Jackson (Notre Dame), Cornelius Arnick (Hawaii) and John Flanders (Hawaii).

- Tulsa was the first school to appear in five straight New Years Day bowl games
- Tulsa has made 18 bowl game appearances
- TU has won 34 conference championships
- Tulsa has 37 All-Americans
- Tulsa has 316 all-conference selections
- The Golden Hurricane has produced three NFL Hall of Famers, the most among the Oklahoma schools — Jim Finks, Bob St. Clair and Steve Largent
- TU has the most former football players (4) to serve as head coaches in the NFL among Oklahoma colleges — Tommy Hudspeth (Detroit Lions), Sam Rutigliano (Cleveland Browns), Ray Rhodes (Green Bay Packers) and Lovie Smith (Chicago Bears)
- Tulsa has two Heisman Trophy runners-up — Jerry Rhome in 1964 and Howard Twilley in 1965
- Tulsa won a school record 11 games in the 2008 season
- Paul Smith won the 2007 Wuerffel Trophy, while Wilson Holloway won the FedEx Orange Bowl-FWAA Courage Award in 2008

2012 Tulsa Depth Chart

TULSA OFFENSE

WR	88	Bryan Burnham (6-2, 197, Sr-2L)
	84	Freeman Kelley (5-11, 195, Jr-2L) OR
	4	Khiry Cooper (6-3, 205, Sr-TR)
LT	72	Jared Grigg (6-4, 280, Sr-2L)
	68	Garrett Gladd (6-4, 302, Fr-RS)
	78	Blake Belcher (6-5, 285, Fr-HS)
LG	77	Jake Alexander (6-2, 294, So-1L)
	61	Josh Bencke (6-0, 280, Fr-RS)
	62	Alec Henry (6-3, 335, So-SQ)
C	53	Trent Dupy (6-2, 285, Sr-3L)
	52	Billy Lafortune (6-0, 251, Fr-RS)
	57	Dylan Foxworth (6-2, 265, Fr-HS)
RG	74	Stetson Burnett (6-4, 303, Jr-2L)
	65	Gabe Moyer (6-2, 291, Jr-1L)
	54	James Floyd (6-2, 301, Fr-GS)
	63	Chris Wallace (6-5, 310, Fr-HS)
RT	73	Brian DeShane (6-3, 305, Sr-3L)
	76	Garrett Stafford (6-5, 301, Fr-RS)
	75	Davis Walton (6-5, 285, Jr-JC)
QB	7	Cody Green (6-4, 247, Jr-RS)
	15	Kalen Henderson (6-0, 210, So-1L)
	18	Joseph Calcagni (6-1, 202, Fr-RS)
	9	Dane Evans (6-2, 200, Fr-HS)
TB	22	Trey Watts (5-11, 190, Jr-2L)
	25	Ja'Terian Douglas (5-11, 189, Jr-2L)
	24	Zack Langer (5-11, 204, Fr-RS)
	8	Alex Singleton (6-1, 260, Sr-2L)
H-B	20	James Flanders (5-11, 186, Fr-HS)
	34	Willie Carter (6-2, 231, Sr-3L)
	41	Cody Wilson (6-0, 232, Jr-1L) OR
	22	Trey Watts (5-11, 190, Jr-2L)
FL	33	Michael Sorrells (6-2, 193, Fr-GS)
	12	Jordan James (6-2, 203, Jr-2L)
	6	Derek Patterson (6-0, 184, Fr-RS)
	86	Zach Epps (6-5, 200, Fr-RS)
SE	5	Malachi Blankenship (6-1, 182, Jr-SQ)
	10	Adam Boyd (6-1, 195, Fr-HS)
OR	1	Keyarris Garrett (6-4, 207, So-1L)
	26	Thomas Roberson (6-3, 195, So-1L)
	80	Conner Floyd (6-1, 197, Fr-RS)
	2	Josh Atkinson (6-2, 185, Fr-HS)
TE	91	Colt Clontz (6-8, 234, Fr-RS)
	87	Charlie Copa (6-3, 259, So-RS)
	90	Tyler Wilson (6-7, 260, Fr-HS)
	48	Colby Scott (6-2, 233, Fr-RS)

TULSA DEFENSE

DE	50	Jared St. John (6-2, 250, Sr-2L)
	97	Brentom Todd (6-3, 239, So-1L)
	94	Damian Gibson (6-4, 235, Fr-HS)
	57	Trevor Toliver (6-4, 260, Fr-RS)
DT	56	Daeshon Bufford (6-3, 292, Sr-3L)
	59	Joe King (6-6, 309, Sr-1L)
	70	Jerry Uwaezuoke (6-3, 270, Fr-HS)
	92	Derrick Jackson (6-2, 294, Sr-3L)
DT	99	Derrick Luetjen (6-3, 279, Fr-RS)
	98	Jack Jewell (6-5, 287, Jr-1L)
	51	Gary Lee (6-5, 283, Fr-RS)
	93	Cory Dorris (6-4, 260, Sr-3L)
DE	54	Derrick Alexander (6-2, 270, Fr-RS)
	88	Cory Rahmings (6-3, 255, Fr-HS)
	46	Chris Hummingbird (6-2, 258, So-1L)
	91	Alex Pace (6-3, 274, Jr-SQ)
CANE	2	DeAundre Brown (5-11, 217, Sr-3L) OR
	27	DeWitt Jennings (5-10, 211, Jr-2L)
	53	Jake Sizelove (6-0, 211, So-1L) OR
	33	Mitchell Osborne (6-2, 210, So-1L)
MIKE	49	Daniel Gibney (5-11, 219, Fr-RS)
	32	Rob Riederer (6-1, 212, Fr-HS)
	11	Zik Asiegbu (6-0, 199, So-1L)
	43	Donnell Hawkins (6-1, 221, Jr-2L) OR
WILL	40	Trent Martin (6-2, 242, Fr-RS)
	42	Craig Suits (6-1, 210, Fr-HS)
	55	Shawn Jackson (6-0, 251, Jr-2L)
	4	James Roberson (6-2, 231, So-1L)
BAN	38	Colbert Nelson (6-1, 211, Jr-SQ)
	48	Conner Sherwood (6-2, 218, Fr-HS)
	47	Blake Abbott (6-0, 223, Fr-TR)
	52	Josh Cunningham (6-2, 205, Fr-RS)
FS	26	Dexter McCoil (6-4, 222, Sr-3L)
	30	Luke Snider (5-10, 178, So-1L)
	12	Micheal Thomas (6-0, 200, Fr-HS)
	39	Marcus Pate (5-11, 176, Jr-SQ)
CB	28	Matt Linscott (6-2, 203, Fr-HS)
	20	Marco Nelson (6-0, 192, Jr-2L)
	22	Michael Mudoh (5-10, 198, Fr-RS)
	6	Kwame Sexton (5-11, 170, So-1L)
CB	5	Jeremy Brady (5-11, 185, Fr-HS)
	49	Bradley White (6-0, 173, Fr-RS)
	3	Zachary Lathrop (6-0, 180, Fr-RS)
	8	Jeff Calvert (6-1, 182, Fr-RS)
CB	7	Lowell Rose (6-1, 192, Sr-2L)
	9	Dwight Dobbins (5-9, 173, So-1L)
	23	Darrell Williams (5-10, 184, Fr-RS)
	24	Darnell Walker, Jr. (5-11, 165, Fr-HS)
CB	29	Jonathan Chavira (5-8, 179, Jr-SQ)
	21	John Flanders (5-10, 170, Sr-3L)
	15	J.D. Ratliff (5-9, 170, Sr-1L)
	10	Justin Skillens (5-9, 175, Sr-3L)
CB	1	Johnell Celistan (6-1, 161, Fr-HS)
	37	Austin McDaniel (6-0, 188, So-1L)

TULSA SPECIALISTS

KO	28	Cole Way (6-8, 205, So-1L)
	3	Daniel Schwarz (6-3, 189, Fr-HS)
FG/PAT	3	Daniel Schwarz (6-3, 189, Fr-HS)
P	28	Cole Way (6-8, 205, So-1L)
DS	47	Blake Abbott (6-0, 223, Fr-TR) OR
	93	Cory Dorris (6-4, 260, Sr-3L)
HO	28	Cole Way (6-8, 205, So-1L)
	30	Luke Snider (5-10, 178, So-1L)
	6	Derek Patterson (6-0, 184, Fr-RS)
KOR	22	Trey Watts (5-11, 190, Jr-2L)
	20	Marco Nelson (6-0, 192, Jr-2L)
PR	22	Trey Watts (5-11, 190, Jr-2L)
	20	Marco Nelson (6-0, 192, Jr-2L)
	15	J.D. Ratliff (5-9, 170, Sr-1L)

RETURNING LETTERMEN (44)

No.	Player	Pos.
77	Jake Alexander*	OG
24	Zik Asiegbu*	LB
2	DeAundre Brown***	LB
56	Daeshon Bufford***	DE
74	Stetson Burnett**	OG
88	Bryan Burnham**	WR
34	Willie Carter***	H-B
73	Brian DeShane***	OT
9	Dwight Dobbins*	DB
93	Cory Dorris***	DE
25	Ja'Terian Douglas**	TB
53	Trent Dupy***	C
21	John Flanders***	DB
1	Keyarris Garrett*	WR
75	Jared Grigg**	OT
43	Donnell Hawkins**	LB
15	Kalen Henderson*	QB
46	Chris Hummingbird*	LB
92	Derrick Jackson***	DT
55	Shawn Jackson**	LB
12	Jordan James**	WR
27	DeWitt Jennings**	LB
98	Jack Jewell*	DT
84	Freeman Kelley**	WR
59	Joe King*	DT
26	Dexter McCoil***	DB
37	Austin McDaniel*	DB
65	Gabe Moyer*	OG
20	Marco Nelson**	DB
33	Mitchell Osborne*	LB
15	J.D. Ratliff*	DB
4	James Roberson*	DB
7	Thomas Roberson*	WR
28	Lowell Rose**	DB
50	Jared St. John**	DE
6	Kwame Sexton*	DB
8	Alex Singleton**	TB
53	Jake Sizelove*	LB



10	Justin Skillens***	DB
30	Luke Snider*	DB
97	Brenton Todd*	DE
22	Trey Watts**	TB
28	Cole Way*	P
41	Cody Wilson*	LB

LETTERMEN RETURNING BY POSITION (44)**Offense (17)**

Offensive Line: 6
 Quarterbacks: 1
 Running Backs: 5
 Tight Ends: 0
 Receivers: 5

Defense (26)

Defensive Line: 8
 Linebackers: 8
 Secondary: 10

Specialists (1)

Place-kicker: 0
 Punter: 1
 Deep Snapper: 0

LETTERMEN LOST BY POSITION (24)**Offense (13)**

Offensive Line: 6
 Quarterbacks: 1
 Running Backs: 0
 Tight Ends: 3
 Receivers: 3

Defense (9)

Defensive Line: 3
 Linebackers: 2
 Secondary: 4

Special Teams (2)

Place-kicker/Punter: 1
 Deep Snapper: 1

Pronunciation Guide

Zik Asiegbu — Ah - see - eh - bu
 Malachi Blankenship — Mal - a - chi (like Sigma Chi)
 Daeshon Bufford — Day - shawn Buff - ford
 Joseph Calcagni — Cal - cag - knee
 Johnell Celistan — John-L Sell-ih-stan
 Khiry Cooper — Ky - ree
 Trent Dupy — Do - pee
 Keyarris Garrett — Key - air - is
 Derrick Luetjen — Loo - gen
 Michael Mudoh — Moo - dough
 Cory Rahmings — Rah - mings
 Rob Riederer — Reader
 James Roberson — Robber - son
 Thomas Roberson — Robber - son
 Michael Sorrells — Soar - ralls
 Jerry Uwaezuke — You - wez - okay

2012 Tulsa Team Analysis

RETURNING STARTERS (13)**Offense (6)**

Stetson Burnett**	OG	6-4	305	Jr.	Lawton, Okla.
Brian Burnham**	WR	6-2	197	Sr.	Moorestown, NJ
Willie Carter***	H-B	6-2	231	Sr.	Crockett, Texas
Trent Dupy***	C	6-2	285	Sr.	Enid, Okla.
Jordan James**	WR	6-2	203	Jr.	Lafayette, La.
Trey Watts**	TB	5-11	190	Jr.	Fairfax, Va.

Defense (7)

Daeshon Bufford***	DT	6-3	292	Sr.	Edmond, Okla.
Cory Dorris***	DE	6-4	275	Sr.	Jenks, Okla.
Derrick Jackson***	DT	6-2	294	Sr.	Del City, Okla.
Shawn Jackson**	LB	6-0	230	Jr.	Tulsa, Okla.
Dexter McCoil***	FS	6-4	222	Sr.	Lutcher, La.
Marco Nelson**	SAF	6-0	195	Jr.	Glenpool, Okla.
Lowell Rose**	CB	6-1	192	Sr.	Los Angeles, Calif.

*Letters Earned

Part-Time Returning Starters (Pos./Starts):

Offense: Ja Terian Douglas (TB/2), James Roberson (WR/1), Brian DeShane (OG/2)

Defense: Jared St. John (DE/1), Dwight Dobbins (CB/1), Justin Skillens (CB/3)

Returning Full-Time Starters from Previous Years:

DeAndre Brown	LB	5-11	217	Sr.	Arlington, Texas	18 starts/12 in 2009
Brian DeShane***	OT	6-3	301	Sr.	Tulsa, Okla.	13 starts/9 in 2010
John Flanders***	CB	5-10	180	Sr.	Midwest City, Okla.	22 starts/13 in 2010
Thomas Roberson*	WR	6-3	196	So.	Tulsa, Okla.	9 starts/9 in 2010

STARTERS LOST (12)**Offense (5)**

Clint Anderson****	OG	6-2	290	Sr.	Allen, Texas
Tyler Holmes****	OT	6-4	307	Sr.	Ontario, Canada
G.J. Kinne***	QB	6-2	215	Sr.	Mesquite, Texas
Matt Romine*	OT	6-5	295	Sr.	Tulsa, Okla.
Clay Sears****	TE	6-4	239	Sr.	Fredericksburg, Texas

Defense (4)

Cornelius Arnick****	LB	6-1	230	Sr.	Dallas, Texas
Alan Dock****	LB	5-10	207	Sr.	Giddings, Texas
Milton Howell**	DB	6-0			
Tyrann Walker**	DE	6-3	273	Sr.	New Iberia, La.

Special Teams (2)

Bo Abbott***	DS				
Kevin Fitzpatrick****	PK/P	6-2	190	Sr.	Jensen Beach, Fla.

LETTERMEN LOST (24)**Offense (13)**

Clint Anderson****	David Lazenby**
Michael Britton****	Gary Owens*
Genesis Cole**	Jacob Rader*
Tyler Holmes****	Matt Romine*
Ricky Johnson***	Clay Sears****
G.J. Kinne***	Eric Sproal***
Nathan Largen*	

Defense (9)

Cornelius Arnick****
 Alan Dock****
 Durrell Finch**
 Milton Howell**
 Cody Lambert*
 Rashad Robinson***
 Reid Singleton**
 Tyrann Walker**
 Trent Wilkins***

Special Teams (2)

Bo Abbott***
 Kevin Fitzpatrick****

2012 Tulsa Season Preview

Tulsa's second-year Head Football Coach Bill Blankenship understands that expectations coming into the 2012 season are high, but that's something he doesn't mind.

The Golden Hurricane will be focused on winning a Conference USA Championship this fall and advancing to the school's eighth Bowl game in the last 10 years.

"Coming into our second season as a new staff, we feel like we've put all the newness behind us," said Blankenship.

Although the signal-caller will be new in the Hurricane offense this year, Blankenship is excited about the direction of this 2012 offensive unit.

"I really like the direction this offense is going," said Blankenship. "We essentially have all of our playmakers back except for the quarterback position. We're talking to the quarterbacks consistently about you don't need to replace what G.J. (Kinne) accomplished, but you need to embrace all the other players on this team and help us have a winning performance. You don't have to win the game. I think our quarterbacks did a good job of embracing that philosophy in the spring."

Tulsa also lost three key returnees to the offensive line.

"We're replacing some key spots on the offensive line. I'd love to have that experience back, but I think we really have a chance to improve ourselves. It may take us a few games, but as a whole I think we'll get better across the board on offense. I hope we can do that sooner than later, but I really feel good about what we're able to put on the field when it comes to explosiveness and big play ability," added Blankenship.

Blankenship considers the defensive unit to be in a similar situation to that of the offense, as the Hurricane lost its leader and most productive player in the likes of linebacker Curnelius Arnick.

"Defensively, it's interesting that we have a very similar scenario that exists. Generally speaking, we have the bulk of our defense back except for that one big playmaker in the middle," said Blankenship. "That's a huge loss, but by the same token we feel like we have linebackers that can grow into being the kind of player that Curnelius was for us."

"I think we have the best secondary that we've had in a while, certainly since I've been here," added Blankenship. "As a defensive group, we ought to be a lot stronger. Our depth up front is a lot better than it was a year ago. So, it's really the question marks at linebacker that keeps us a little bit on edge."

Blankenship's confidence in the offensive and defensive units is evident, but with the loss of essentially the entire kicking game — from the snapper, to the holder, to the kicker — Blankenship knows there's uncertainty in that area heading into the season.



COACH BLANKENSHIP

"Concerns going into the season would certainly be an unproven kicking game. We need a punter, kicker and snapper coming out and being solid," said Blankenship. "I'm happy with the talent we have in our kicking game, but there's no shortcut to experience."

THE OFFENSE

QUARTERBACK

Tulsa entered spring practice looking to fill the vacancy left by the graduation of three-year starting quarterback G.J. Kinne. Mission Accomplished. Tulsa not only came out of the spring drills with a projected starter, but Hurricane coaches feel that the quarterback corps is filled with talented players who can each assume the starting role.

Nebraska transfer **Cody Green** (6-4, 247) received the nod over sophomore **Kalen Henderson** (6-0, 210) coming out of spring drills.

"Quarterback is an area that has very little experience coming into the season, but I can easily say that I'm not laying awake at night worrying about it. I feel real good about our quarterback position," said Blankenship. "Cody and Kalen had great springs. If either Dane or Joe were the only quarterback we had on campus I'd be excited about going into Iowa State with them."

Green, a junior, appears to be more poised and is the most experienced of the Tulsa quarterbacks, having played in 17 games at the University of Nebraska. Green completed 54-percent of his passes for 657 yards and five TDs and rushed for 254 yards in his two seasons for the Cornhuskers, while getting

the starting nod in four games.

Henderson has seen the most playing time in the Hurricane offense as the backup to Kinne last year. He saw his most extensive playing time against nationally-ranked Oklahoma State in the third week of the season when Kinne went down with a first quarter injury. Henderson completed six passes for 104 yards and two touchdowns after coming into the game having only played a couple series a week earlier at Tulane.

Freshmen **Joseph Calcagni** (6-1, 202), a red-shirt, and true freshman **Dane Evans** (6-2, 200), who graduated early from Sanger (Texas) High School and participated in spring drills for the Hurricane, showed great promise during spring drills.

As a two-year starter at Springdale (Ark.) High School, Calcagni threw for 4,718 yards and 42 touchdowns. The true freshman Evans started for three years and completed 64-percent of his passes for 9,074 yards and 94 TDs in his career.

RUNNING BACK

The running back position is in solid hands as Tulsa returns all three tailbacks from a year ago — starter **Trey Watts** (5-11, 190) and reserves **Ja'Terian Douglas** (5-11, 189) and **Alex Singleton** (6-1, 260). The trio combined to rush for 2,043 of Tulsa's 2,492 yards on the ground and score 15 of Tulsa's 20 rushing touchdowns.

Douglas earned second-team all-C-USA honors and Watts was an honorable mention selection. Douglas gained 883 yards for a 7.9 average per carry, while Watts rushed for 881 yards and a 5.6 average. Singleton was the bruiser on short yardage situations with 279 yards and a team-high eight rushing TDs.

Douglas had three 100+ rushing games and Watts turned in two games with over 100 rushing yards in their sophomore seasons. The duo combined for 332 rushing yards and two touchdowns against #7-ranked Oklahoma State last year, with Douglas gaining 173 yards and Watts 159 yards.

Red-shirt freshman **Zach Langer** (5-11, 204) showed in the spring that he can jump in and contribute immediately, but will also have the luxury of learning behind a stable of experienced running backs.

Newcomer **James Flanders** (5-11, 186) adds solid depth to the tailback slot after leading Oklahoma Class 6A schools with 2,456 rushing yards and 270 points as a senior at Midwest City High School.

H-BACK

There was no fall off when Charles Clay, a contributing rookie with the Miami Dolphins in 2011, graduated after the 2010 season and left the H-Back position to **Willie Carter** (6-2, 231). Carter didn't miss a beat as he led the Hurricane in receiving with 868 yards and caught seven TD passes, despite missing two games due to injury.

Carter's absence in the Bell Helicopter Armed Forces Bowl, when he was forced to sit out the game against the BYU Cougars, was an obvious hindrance to the Tulsa offense. Carter was injured two days

**TREY WATTS**

prior to the contest, thus leaving the Hurricane with no true back-up with Carter's skill-set.

The depth at the H-Back position has been addressed with gray-shirt **Michael Sorrells** (6-2, 193) and the movement of linebacker **Cody Wilson** (6-0, 232) to the position in spring drills. Sorrells rushed for 1,629 yards and 24 TDs as a senior and caught 13 passes for 234 yards in his final two seasons at Austin (Texas) McCallum High School. Sorrells signed with the Golden Hurricane in February 2011, but gray-shirted last year.

Wilson, who's playing time was limited last year on defense, made a smooth transition in spring practice from linebacker to H-Back. He gives the Hurricane great size at the H-back position, being able to play as a fullback and tight end.

RECEIVER

Just like at running back, the Tulsa coaches feel good about the experience returning to the receiver position and are excited about a group of young players that were able to red-shirt last year.

Although it did not come as a surprise to Tulsa coaches, sophomore **Keyarris Garrett** (6-4, 207) had an outstanding spring and showed that he could be a go-to-guy for the Hurricane in 2012.

It's not as if Tulsa didn't have any go-to-guys returning from last year, but Garrett gives the Hurricane offense one more weapon.

"We have an exciting skill-set on offense returning this year because we basically have everyone back from last year. In reality, the backfield stays the same, the receiving corps is essentially the same as to what we played with last year, and then we had a number of freshmen that we were able to red-shirt and are able to throw them into the mix this season," said Blankenship.

Tulsa returns its two starters to the wide-out positions in senior **Bryan Burnham** (6-2, 197) and junior **Jordan James** (6-2, 203). Burnham and James each burst onto the scene last season for the Hurricane. The duo came into the year with only one catch for

27 yards between them and closed out the 2011 campaign by combining to catch 85 passes for 1,241 yards and 10 touchdowns.

Burnham led the way for the receiving corps with 54 catches for 850 yards and a team-best nine touchdowns, while James was fourth on the team in receiving with 31 receptions for 391 yards and one touchdown.

Add to the mix sophomore **Thomas Roberson** (6-3, 195), who sat out last year with injuries after totaling 30 receptions for 367 yards and two TDs in a starting role as a true freshman in 2010.

Back to Garrett — although catching only two passes in seven games a year ago, the 6-foot, 4-inch receiver set his high school's records for single season (25) and career (35) touchdowns. He caught 68 passes for 1,380 yards along with his 25 TDs as a senior.

In addition to the return of Roberson and the emergence of Garrett, Tulsa gets another Nebraska transfer as **Khiry Cooper** (6-3, 205) joins the Hurricane receiving corps. Cooper caught 21 passes for 140 yards and one touchdown in 27 career games at Nebraska, but transfers to Tulsa to finish his career after graduating in May.

Junior **Freeman Kelley** (5-11, 195), who saw considerable playing time early in the 2011 season as a kick returner, hopes to remain healthy and get a chance to contribute to the receiving corps this year. He has just two career receptions for 29 yards in two seasons.

A trio of red-shirt freshmen, **Derek Patterson** (6-0, 184), **Zach Epps** (6-5, 200) and **Conner Floyd** (6-1, 197), provide a different skill-set to the Hurricane lineup. Patterson has excellent quickness and exceptional change of direction. Epps has great size who can play at the inside slot or on the outside. Floyd makes the tough catches and blocks well in the run game.

Junior walk-on **Malachi Blankenship** (6-1, 182) made the switch from quarterback to receiver midway in the spring and began to show his receiving skills late during the spring drills.

Newcomers are **Adam Boyd** (6-1, 195) and **Josh Atkinson** (6-2, 185), both true freshmen, will provide depth for the Hurricane in 2012.

TIGHT END

The biggest question on offense appears to be the tight end position, as Tulsa lost its most productive tight end, Clay Sears, since 2005 when Garrett Mills earned All-America status for the Hurricane.

Sears caught 37 passes for 469 yards and seven touchdowns a year ago.

Tulsa doesn't return any tight end with collegiate playing experience. So the Hurricane will be looking to fill the tight end position between red-shirt freshman **Colt Clontz** (6-8, 234), sophomore **Charlie Copa** (6-3, 259) and freshman **Tyler Wilson** (6-7, 260).

Another redshirt freshman, **Colby Scott** (6-2, 233), is expected to miss the 2012 season after suffering a knee injury during spring drills.

OFFENSIVE LINE

Despite losing three starters, the Tulsa offensive front can be just as good in 2012 as the Hurricane has developed solid depth over the last two years.

The two starters returning up front for the Hurricane are senior center **Trent Dupy** (6-2, 285) and junior right guard **Stetson Burnett** (6-4, 303). Dupy anchors the line after starting all but two games since coming to Tulsa with 36 career starting assignments, while Burnett has started 20 games in his two seasons.

"Certainly losing three starters in the offensive line is a big deal," said Blankenship. "We have some older guys returning that are strong, but you add the young ones and we were able to build some really good depth in the spring."

Burnett missed spring practice after undergoing knee surgery late last season. In his absence, junior **Gabe Moyer** (6-2, 291) took advantage of more repetitions during the spring and will battle with Burnett for the starting spot at right guard.

A pair of freshmen, gray-shirt **James Floyd** (6-2, 301) and true frosh **Chris Wallace** (6-5, 310), have great potential and will provide depth this year, while coaches are hoping the duo can red-shirt in 2012.

Senior **Brian DeShane** (6-3, 305), who filled in for Burnett as the starting right guard in the final two games of the 2011 season, has moved back to the tackle spot on the right side. Deshane started two games in 2009 at left guard, nine games in 2010 at right tackle and two contests in the 2011 campaign at right guard.

Freshman red-shirt **Garrett Stafford** (6-5, 301) and junior college transfer **Davis Walton** (6-5, 285) will compete for playing time behind DeShane. Walton, who was a tight end at Tulsa's Bishop Kelley High School, played tackle in his final year at Northeastern Oklahoma A&M, but was injured the majority of spring drills.

The left side of the line, that saw Clint Anderson and Tyler Holmes start 83 games between them over

**BRYAN BURNHAM**

the last four seasons, will have a whole new look this year. Senior **Jared Grigg** (6-4, 280), who has played in 25 games during his career, anchored down the left tackle spot during spring drills.

Freshman red-shirt **Garrett Gladd** (6-4, 302) is another one of the young offensive linemen that Tulsa coaches are excited about this year. Gladd will compete for playing time at left tackle, while true freshman **Blake Belcher** (6-5, 285), a highly recruited newcomer, adds depth on the left side as well.

Sophomore **Jake Alexander** (6-2, 294) moves into the left guard spot in place of the graduated Anderson. Alexander saw playing time in a reserve role last year backing up Dupy at center.

Red-shirt freshman **Josh Bencke** (6-0, 280) and sophomore **Alec Henry** (6-3, 335) will back-up Alexander at left guard.

At center, Dupy is backed up by red-shirt freshman walk-on **Billy Lafortune** (6-0, 251) and true freshman **Dylan Foxworth** (6-2, 265). Alexander can always make the move back to center if needed as well.

THE DEFENSE

DEFENSIVE TACKLE

"If you just look at our roster the depth we have at the interior defensive tackle positions is pretty good," said Blankenship. "We certainly didn't have that heading into fall camp a year ago.

The depth that Blankenship refers to is returning senior starters **Daeshon Bufford** (6-3, 292) and **Derrick Jackson** (6-2, 294) and reserves **Jack Jewell** (6-5, 287) and **Joe King** (6-6, 309).

"When we opened up the fall last year one of the biggest concerns was the depth of the interior defensive line. I was very excited that we were able to play Daeshon and Derrick all season. They not only survived, but they both got to a point that they were really, really good," said Blankenship. "We were also able to get significant minutes from Joe King and Jack Jewell behind them. In addition, we were fortunate to be able to sit out freshmen **Derrick Luetjen** (6-3, 279) and **Gary Lee** (6-5, 283)."



DAESHON BUFFORD

Luetjen was an Oklahoma all-state selection after compiling 107 tackles, 12 sacks and 14 stops for lost yardage as a senior at Hennessey High School, while Lee earned honorable mention all-state accolades his senior season at Tulsa's Victory Christian High School.

"We're essentially as strong in the middle as we were last year," added Blankenship. The four returning lettermen give the Hurricane great size in the middle of the line as well, coming in at an average of 6'4" and 296 pounds.

Bufford and Jackson started all 13 games inside for the Hurricane defense and combined to produce 58 tackles and eight stops for -27 yards. King moved over from the offensive line in two-a-day drills to help shore up the depth on the defensive front, while Jewell was effective as well. The two reserves combined for 20 tackles.

True freshman **Jerry Uwaezuoke** (6-3, 270), is the only newcomer to the interior defensive tackle position this year.

DEFENSIVE END

Losing defensive end Tyrunn Walker will be a tough replacement for the Hurricane, but Blankenship stated "we'll continue to find out if we have the depth at defensive end that we think we do."

One defensive end slot is nailed down as senior **Cory Dorris** (6-4, 260) looks to start for the fourth consecutive season. He has started all but one game in his career, and that one contest came due to an injury in the 2012 campaign.

Dorris collected 55 tackles and 6.5 stops for -21 yards, while blocking three kicks last season. Key reserves in 2011, sophomore **Brentom Todd** (6-3, 239) and senior **Jared St. John** (6-2, 250), will continue to battle for the other starting spot when camp resumes in August.

Todd totaled 16 tackles, 4.5 stops for -17 yards and one forced fumble as a true freshman in 2011, while St. John, a former walk-on, compiled 12 tackles and two stops for -10 yards. St. John came out of spring drills on top of the depth chart opposite Dorris on the other side of the defensive front.

Red-shirt freshman **Derrick Alexander** (6-2, 270) is listed as the back-up to Dorris on the preseason depth chart. Before sitting out the 2011 season for the Hurricane, Alexander turned in a stellar prep career at Tulsa's Booker T. Washington High School. He was named the Tulsa World's Player of the Year in the state of Oklahoma in 2010 after totaling 151 tackles and 14 sacks.

In addition, a pair of true athletic freshmen, **Damian Gibson** (6-4, 235) and **Cory Rahmings** (6-3, 255), will get a chance in preseason camp to see if they can contribute in the 2012 season. Gibson was a first-team all-state selection from Tulsa's East Central High School, while tallying 112 tackles and six quarterback sacks. Rahmings earned second-team all-state accolades as he totaled 90 tackles and 18 stops for lost yardage his senior season at Broken Bow High School.

Sophomore **Chris Hummingbird** (6-2, 258) made the switch from linebacker to defensive end at the end of spring drills, and possesses the athletic ability



CORY DORRIS

and speed to compete for playing time at defensive end. Red-shirt freshman **Trevor Toliver** (6-4, 260) and junior **Alex Pace** (6-3, 274) add depth at the end positions.

LINEBACKER

Prior to spring drills, Blankenship indicated that, "there's no doubt we have to find a middle linebacker to replace Cornelius Arnick."

That is not an easy task as Arnick was Tulsa's leading tackler in 2011, ranked among the nation's top-5 tacklers the entire season and ended the year ranked third nationally with 159 stops for a 12.2 average per game.

Tulsa got a little closer to finding the answer during spring drills as junior **Donnell Hawkins** (6-1, 221) and red-shirt freshman **Trent Martin** (6-2, 242) battled for the position. They come into the preseason still looking as to which one will be the starter.

Hawkins has seen considerable playing time the last two years, while totaling 31 tackles in his first two seasons. Martin was an all-state linebacker at mighty Jenks (Okla.) High School in 2010 before coming to Tulsa last year as a true freshman.

Newcomer **Craig Suits** (6-1, 210) adds depth to the MIKE linebacker position.

At 'Cane linebacker, starter Alan Dock graduates, but senior **DeAundre Brown** (5-11, 217) has started 18 games in his career for the Hurricane and has tallied 183 tackles in 32 career games. Brown compiled 25 tackles in nine games a year ago after sitting out the 2010 campaign. He began fall camp a year ago as the starter, but an injury sidelined him for most of the preseason giving way for Dock to claim the starting position.

Brown missed most of spring drills again, allowing junior **DeWitt Jennings** (5-10, 211) to get a lot of reps at the position. Jennings has seen valuable playing time in his two seasons with the Hurricane and has totaled 56 career tackles while starting four games.

Sophomores **Jake Sizelove** (6-0, 211), a walk-on, and **Mitchell Osborne** (6-2, 210), who sat out



the 2011 campaign after playing as a true freshman the year before, is also in the mix at the 'Cane linebacker position.

Other players on hand to add depth at the 'Cane position are true freshman **Rob Riederer** (6-1, 212) and red-shirt freshman walk-on **Daniel Gibney** (5-11, 219). Sophomore **Zik Asiegbu** (6-0, 199), who played last year mostly on special teams, is expected to miss the season after suffering injuries in an automobile accident.

The starting spot at the WILL linebacker position is in the capable hands of two-year starter **Shawn Jackson** (6-0, 251). The junior has 23 career starts and has tallied 189 tackles in his two seasons. If Jackson continues his productivity he could very well become the school's all-time record-holder for tackles before his career is completed.

Sophomore **James Roberson** (6-2, 231), who sat out last year due to injury, moved to the WILL linebacker position from safety in spring drills and made a smooth transition. Roberson saw action as a true freshman in 2010 and was credited with eight tackles and one fumble recovery.

True freshman **Conner Sherwood** (6-2, 218) brings solid credentials from Tulsa's Cascia Hall High School, where he was a first-team all-state linebacker. Sherwood totaled 120 tackles, 13 stops for lost yardage and forced three fumbles his senior season while earning the District Defensive Player of the Year award.

Walk-ons **Colbert Nelson** (6-1, 211), **Blake Abbott** (6-0, 223) and **Josh Cunningham** (6-2, 205) add depth at WILL linebacker.

DEFENSIVE SECONDARY

Tulsa's secondary could perhaps be the strongest unit of the defense this year as 10 letterwinners return to the four secondary positions.

"The exciting thing is that we have a core nucleus of secondary guys that have a lot of football behind them. Dexter and Marco at safety, Lowell and John Flanders at cornerback have all played a lot of football. Those guys are known commodities," said Blankenship.



MARCO NELSON

The two safety positions return a three-year starter and two-year starter, as senior **Dexter McCoil** (6-4, 222) returns for his fourth campaign to start at the BANDIT position and junior **Marco Nelson** (6-0, 192) returns as the starting free safety.

Nelson missed the spring season recuperating from an injury, which gave red-shirt freshman **Michael Mudoh** (5-10, 198) the opportunity to get repetitions and gain experience. Mudoh made an immediate splash in spring drills. Also on hand at free safety is sophomore **Kwame Sexton** (5-11, 170), who saw considerable playing time a year ago, mostly on special teams, and totaled 20 tackles in 11 games.

Newcomer **Jeremy Brady** (5-11, 185) had a solid prep career, playing last year at Arkansas' Pulaski Academy and collecting 64 tackles and four interceptions.

A trio of walk-ons will add depth at free safety, including **Bradley White** (6-0, 173), **Zachary Lathrop** (6-0, 180) and **Jeff Calvert** (6-1, 182).

McCoil holds down the BANDIT slot for the Hurricane. With 13 career interceptions, McCoil enters his senior season tied with **Jeff Jordan** (1962-64) and **Nate Harris** (1980-84) for the school record for career interceptions. McCoil has 225 career tackles and was third on the team in 2011 with 84 stops, while adding seven pass break-ups and a team-best six interceptions to rank ninth nationally.

Sophomore **Luke Snider** backs up McCoil at the BANDIT position. Snider saw most of his playing time on special teams last year, but brings great speed to the position. True freshmen **Micheal Thomas** (6-0, 200) and **Matt Linscott** (6-2, 203) add depth to the position, as does walk-on **Marcus Pate** (5-11, 176).

Essentially, the Hurricane has two returning starters at cornerback as **Lowell Rose** (6-1, 192) started nine games a year ago and **John Flanders** (5-10, 170) returns for the 2012 campaign after sitting out last season. He has 22 career starting assignments.

"We know what John Flanders is capable of on the football field, he'll just have to shake off the rust and get back into the game mindset," said Blankenship.

Rose had 35 tackles and a team-best nine pass break-ups a year ago, while Flanders totaled 45 stops, five pass break-ups and two interception in his last season of competition in 2010. Flanders is probably most remembered for his interception in the end zone to secure Tulsa's 28-27 victory at Notre Dame in the 2010 season.

Not only do these two players return to man the corners, but Blankenship is pleased with the depth at the cornerback position.

Seniors **J.D. Ratliff** (5-9, 170) and **Justin Skillens** (5-9, 175) have seen considerable playing time in their playing careers, while sophomore **Dwight Dobbins** (5-9, 173) also saw a great deal of playing time last year.

Skillens and Dobbins have starting experience, while Ratliff saw valuable playing time in 2011 after transferring from Southwest Mississippi Community College. Skillens compiled 20 tackles, while Ratliff added 15 stops and four pass break-ups. As a true freshman, Dobbins tallied 12 tackles, three pass



LOWELL ROSE

break-ups and returned an interception for a 36-yard touchdown.

"J.D., Justin, Dwight and **Darrell Williams** (5-10, 184) give us great depth at the position and will come in and fight for playing time," said Blankenship.

Williams sat out last year as a red-shirt freshman after a solid senior season at Westfield (Texas) High School.

Newcomers **Darnell Walker, Jr.** (5-11, 165) and **Johnell Celistan** (6-1, 161) bring in solid credentials from the prep ranks and will add depth. Walk-ons **Jonathan Chavira** (5-8, 179) and **Austin McDaniel** (6-0, 188) are also on hand to add depth. McDaniel lettered last year while playing on special teams for the Hurricane.

THE SPECIAL TEAMS

Tulsa's special teams units will have to replace placekicker/punter Kevin Fitzpatrick, deep snapper Bo Abbott and holder Clay Sears this year.

Cole Way (6-8, 205) handled Tulsa's punting chores for the first seven games last year, before giving way to the senior Fitzpatrick for the final six contests. Way punted 34 times for 1,293 yards and a 38.0 average.

Newcomer **Daniel Schwarz** (6-3, 189) will handle field goals and extra points for the Golden Hurricane in 2012. The true freshman was the nation's 10th-ranked kicker as a prep senior last year. He converted 18 field goals and 65 PATs as a senior at Lawton MacArthur High School, while knocking through a season-long 47-yard field goal.

Walk-on **Blake Abbott** (6-0, 223) looks to take over the deep-snapping duties from his brother, Bo, who handled those duties in each of the last three years. He will get competition for the deep snapping duties from starting senior defensive end **Cory Dorris** (6-4, 260).

Way will not only handle the punting duties, but may double as the holder for field goals and PATs. **Luke Snider** (5-10, 178) and **Derek Patterson** (6-0, 184) will also get a look at the position.

2012 Tulsa Football Numerical Roster

No.	Player	Pos.	Ht.	Wt.	Cl/Exp	Hometown	Previous School
1	Johnell Celistan	DB	6-1	161	Fr-HS	Luling, La.	Hahnville
1	Keyarris Garrett	WR	6-4	207	So-1L	Daingerfield, Texas	Daingerfield
2	Joshua Atkinson	WR	6-2	185	Fr-HS	Carrollton, Texas	The Oakridge School
2	DeAundre Brown	LB	5-11	217	Sr-3L	Arlington, Texas	Seguin
3	Zachary Lathrop	DB	6-0	180	Fr-RS	Missouri City, Texas	John Foster Dulles
3	Daniel Schwarz	PK	6-3	189	Fr-HS	Lawton, Okla.	MacArthur
4	Khiry Cooper	WR	6-3	205	Sr-TR	Shreveport, La.	U. of Nebraska
4	James Roberson	LB	6-2	231	So-1L	Tulsa, Okla.	Union
5	Malachi Blankenship	WR	6-1	182	Jr-SQ	Tulsa, Okla.	NOAH Homeschool
5	Jeremy Brady	DB	5-11	185	Fr-HS	North Little Rock, Ark.	Pulaski Academy
6	Derek Patterson	WR	6-0	184	Fr-RS	Kingfisher, Okla.	Kingfisher
6	Kwame Sexton	DB	5-11	170	So-1L	Tulsa, Okla.	Holland Hall
7	Cody Green	QB	6-4	247	Jr-RS	Dayton, Texas	U. of Nebraska
7	Lowell Rose	DB	6-1	192	Sr-2L	Los Angeles, Calif.	UCLA
8	Jeff Calvert	DB	6-1	182	Fr-RS	Colleyville, Texas	Colleyville Heritage
8	Alex Singleton	TB	6-1	260	Sr-2L	LaPlace, La.	East St. John
9	Dwight Dobbins	DB	5-9	173	So-1L	Midwest City, Okla.	Carl Albert
9	Dane Evans	QB	6-2	200	Fr-HS	Sanger, Texas	Sanger
10	Adam Boyd	WR	6-1	195	Fr-HS	McAlester, Okla.	McAlester
10	Justin Skillens	DB	5-9	175	Sr-3L	Tulsa, Okla.	BT Washington
11	Zik Asiegbu	LB	6-0	199	So-1L	Grand Prairie, Texas	James Bowie
12	Jordan James	WR	6-2	203	Jr-2L	Lafayette, La.	St. Thomas More
12	Micheal Thomas	DB	6-0	200	Fr-HS	Lawton, Okla.	MacArthur
15	Kalen Henderson	QB	6-0	210	So-1L	Mount Airy, La.	East St. John
15	J.D. Ratliff	DB	5-9	170	Sr-1L	Tylertown, Miss.	SW Mississippi CC
18	Joseph Calcagni	QB	6-1	202	Fr-RS	Springdale, Ark.	Springdale
20	James Flanders	RB	5-11	186	Fr-HS	Midwest City, Okla.	Midwest City
20	Marco Nelson	DB	6-0	192	Jr-2L	Glenpool, Okla.	Glenpool
21	John Flanders	DB	5-10	170	Sr-3L	Midwest City, Okla.	Midwest City
22	Michael Mudoh	DB	5-10	198	Fr-RS	Richmond, Texas	Bush
22	Trey Watts	TB	5-11	190	Jr-2L	Fairfax, Va.	Oakton
23	Darrell Williams	DB	5-10	184	Fr-RS	Houston, Texas	Westfield
24	Darnell Walker Jr.	DB	5-11	165	Fr-HS	Bolivar, Mo.	Bolivar
24	Zack Langer	TB	5-11	204	Fr-RS	Jenks, Okla.	Jenks
25	Ja'Terian Douglas	TB	5-11	189	Jr-2L	Arlington, Texas	Arlington Lamar
26	Dexter McCoil	DB	6-4	222	Sr-3L	Lutcher, La.	Lutcher
26	Thomas Roberson	WR	6-3	195	So-1L	Tulsa, Okla.	Union
27	DeWitt Jennings	LB	5-10	211	Jr-2L	Bixby, Okla.	Bixby
26	Dexter McCoil	DB	6-4	222	Sr-3L	Lutcher, La.	Lutcher
28	Matt Linscott	DB	6-2	200	Fr-HS	Tulsa, Okla.	Jenks
28	Cole Way	P	6-8	205	So-1L	Tulsa, Okla.	Union
29	Jonathan Chavira	DB	5-8	179	Jr-SQ	Purcell, Okla.	Purcell
30	Luke Snider	DB	5-10	178	So-1L	Tulsa, Okla.	Union
32	Rob Riederer	LB	6-1	212	Fr-HS	Holton, Kan.	Holton
33	Mitchell Osborne	LB	6-2	210	So-1L	Southlake, Texas	Southlake Carroll
33	Michael Sorrells	H-B	6-2	193	Fr-GS	Austin, Texas	McCallum
34	Willie Carter	H-B	6-2	231	Sr-3L	Crockett, Texas	Crockett
37	Austin McDaniel	DB	6-0	188	So-1L	Waco, Texas	Midway
38	Colbert Nelson	LB	6-1	211	Jr-SQ	Little Rock, Ark.	Catholic
39	Marcus Pate	DB	5-11	176	Jr-SQ	Austin, Texas	Lake Travis



No.	Player	Pos.	Ht.	Wt.	Cl/Exp	Hometown	Previous School
40	Trent Martin	LB	6-2	242	Fr-RS	Jenks, Okla.	Jenks
41	Cody Wilson	H-B	6-0	232	Jr-1L	Broken Arrow, Okla.	Lincoln Christian
42	Craig Suits	LB	6-1	210	Fr-HS	Sunnyvale, Texas	Poteet
43	Donnell Hawkins	LB	6-1	221	Jr-2L	Copperas Cove, Texas	Copperas Cove
46	Chris Hummingbird	DE	6-2	258	So-1L	Tahlequah, Okla.	Tahlequah Sequoyah
47	Blake Abbott	LB/DS	6-0	223	Fr-TR	Liberal, Kan.	U. of Kansas
48	Colby Scott	TE	6-2	233	Fr-RS	Enid, Okla.	Enid
48	Conner Sherwood	LB	6-2	218	Fr-HS	Tulsa, Okla.	Cascia Hall
49	Daniel Gibney	LB	5-11	219	Fr-RS	Vista, Calif.	Rancho Buena Vista
49	Bradley White	DB	6-0	173	Fr-RS	Tyler, Texas	Grace Community
50	Jared St. John	DE	6-2	250	Sr-2L	Edmond, Okla.	Santa Fe
51	Gary Lee	DT	6-5	283	Fr-RS	Tulsa, Okla.	Victory Christian
52	Josh Cunningham	LB	6-2	205	Fr-WO	Claremore, Okla.	Claremore
52	Billy Lafortune	C	6-0	251	Fr-RS	Tulsa, Okla.	Holland Hall
53	Trent Dupy	C	6-2	285	Sr-3L	Enid, Okla.	Enid
53	Jake Sizelove	LB	6-0	211	So-1L	Argyle, Texas	Argyle
54	Derrick Alexander	DE	6-2	270	Fr-RS	Tulsa, Okla.	BT Washington
54	James Floyd	OG	6-3	301	Fr-GS	Fort Worth, Texas	Paschal
55	Shawn Jackson	LB	6-0	251	Jr-2L	Tulsa, Okla.	McLain
56	Daeshon Bufford	DT	6-3	292	Sr-3L	Edmond, Okla.	Santa Fe
57	Dylan Foxworth	C	6-2	265	Fr-HS	Claremore, Okla.	Claremore
57	Trevor Toliver	DE	6-4	260	Fr-RS	Sapulpa, Okla.	Sapulpa
59	Joe King	DT	6-6	309	Sr-1L	Oklahoma City, Okla.	Texas Tech
61	Josh Bencke	OG	6-0	280	Fr-RS	Rio Grande, NM	Cleveland
62	Alec Henry	OG	6-3	335	So-SQ	Tulsa, Okla.	Union
63	Chris Wallace	OG	6-5	310	Fr-HS	Sperry, Okla.	Sperry
65	Gabe Moyer	OG	6-2	291	Jr-1L	Oklahoma City, Okla.	Bishop McGuinness
68	Garrett Gladd	OT	6-4	302	Fr-RS	Sallisaw, Okla.	Sallisaw
70	Jerry Uwaezuoke	DT	6-3	270	Fr-HS	Houston, Texas	Westbury
72	Jared Grigg	OT	6-4	280	Sr-2L	Hindsville, Ark.	Har-ber
73	Brian DeShane	OT	6-3	305	Sr-3L	Tulsa, Okla.	Union
74	Stetson Burnett	OG	6-4	303	Jr-2L	Lawton, Okla.	MacArthur
75	Davis Walton	OT	6-3	285	Jr-JC	Tulsa, Okla.	NEO A&M
76	Garrett Stafford	OG	6-5	301	Fr-RS	Tulsa, Okla.	Memorial
77	Jake Alexander	OG	6-2	294	So-1L	Jenks, Okla.	Jenks
78	Blake Belcher	OT	6-5	285	Fr-HS	Guthrie, Okla.	Guthrie
80	Conner Floyd	WR	6-1	197	Fr-RS	Austin, Texas	Lake Travis
84	Freeman Kelley	WR	5-11	195	Jr-2L	Lancaster, Texas	Lancaster
86	Zach Epps	WR	6-5	200	Fr-RS	Overland Park, Kan.	Blue Valley West
87	Charlie Copa	TE	6-3	259	So-RS	Austin, Texas	Syracuse Univ.
88	Bryan Burnham	WR	6-2	197	Sr-2L	Moorestown, NJ	Moorestown
88	Cory Rahmings	DE	6-3	255	Fr-HS	Broken Bow, Okla.	Broken Bow
90	Tyler Wilson	TE	6-7	260	Fr-HS	Ponca City, Okla.	Ponca City
91	Colt Clontz	TE	6-8	234	Fr-RS	Blessing, Texas	Tidehaven
91	Alex Pace	DT	6-3	274	Jr-SQ	Shaker Heights, Ohio	St. Edwards
92	Derrick Jackson	DT	6-2	294	Sr-3L	Del City, Okla.	Del City
93	Cory Dorris	DE	6-4	260	Sr-3L	Jenks, Okla.	Jenks
94	Damian Gibson	DE	6-4	235	Fr-HS	Tulsa, Okla.	East Central
97	Brentom Todd	DE	6-3	239	So-1L	Tulsa, Okla.	Union
98	Jack Jewell	DT	6-5	287	Jr-1L	Norman, Okla.	Norman

2012 Tulsa Football Alphabetical Roster

No.	Player	Pos.	Ht.	Wt.	Cl/Exp	Hometown	Previous School
47	Blake Abbott	LB/DS	6-0	223	Fr-TR	Liberal, Kan.	U. of Kansas
54	Derrick Alexander	DE	6-2	270	Fr-RS	Tulsa, Okla.	BT Washington
77	Jake Alexander	OG	6-2	294	So-1L	Jenks, Okla.	Jenks
11	Zik Asiegbu	LB	6-0	199	So-1L	Grand Prairie, Texas	James Bowie
2	Joshua Atkinson	WR	6-2	185	Fr-HS	Carrollton, Texas	The Oakridge School
78	Blake Belcher	OT	6-5	285	Fr-HS	Guthrie, Okla.	Guthrie
61	Josh Bencke	OG	6-0	280	Fr-RS	Rio Grande, NM	Cleveland
5	Malachi Blankenship	WR	6-1	182	Jr-SQ	Tulsa, Okla.	NOAH Homeschool
10	Adam Boyd	WR	6-1	195	Fr-HS	McAlester, Okla.	McAlester
5	Jeremy Brady	DB	5-11	185	Fr-HS	North Little Rock, Ark.	Pulaski Academy
2	DeAundre Brown	LB	5-11	217	Sr-3L	Arlington, Texas	Seguin
56	Daeshon Bufford	DT	6-3	292	Sr-3L	Edmond, Okla.	Santa Fe
74	Stetson Burnett	OG	6-4	303	Jr-2L	Lawton, Okla.	MacArthur
88	Bryan Burnham	WR	6-2	197	Sr-2L	Moorestown, NJ	Moorestown
18	Joseph Calcagni	QB	6-1	202	Fr-RS	Springdale, Ark.	Springdale
8	Jeff Calvert	DB	6-1	182	Fr-RS	Colleyville, Texas	Colleyville Heritage
34	Willie Carter	H-B	6-2	231	Sr-3L	Crockett, Texas	Crockett
1	Johnell Celistan	CB	6-1	161	Fr-HS	Luling, La.	Hahnville
29	Jonathan Chavira	DB	5-8	179	Jr-SQ	Purcell, Okla.	Purcell
91	Colt Clontz	TE	6-8	234	Fr-RS	Blessing, Texas	Tidehaven
4	Khiry Cooper	WR	6-3	205	Sr-TR	Shreveport, La.	U. of Nebraska
87	Charlie Copa	TE	6-3	259	So-RS	Austin, Texas	Syracuse Univ.
52	Josh Cunningham	LB	6-2	205	Fr-RS	Claremore, Okla.	Claremore
73	Brian DeShane	OT	6-3	305	Sr-3L	Tulsa, Okla.	Union
9	Dwight Dobbins	DB	5-9	173	So-1L	Midwest City, Okla.	Carl Albert
93	Cory Dorris	DE	6-4	260	Sr-3L	Jenks, Okla.	Jenks
25	Ja'Terian Douglas	TB	5-11	189	Jr-2L	Arlington, Texas	Arlington Lamar
53	Trent Dupy	C	6-2	285	Sr-3L	Enid, Okla.	Enid
86	Zach Epps	WR	6-5	200	Fr-RS	Overland Park, Kan.	Blue Valley West
9	Dane Evans	QB	6-2	200	Fr-HS	Sanger, Texas	Sanger
20	James Flanders	RB	5-11	186	Fr-HS	Midwest City, Okla.	Midwest City
21	John Flanders	DB	5-10	170	Sr-3L	Midwest City, Okla.	Midwest City
80	Conner Floyd	WR	6-1	197	Fr-RS	Austin, Texas	Lake Travis
54	James Floyd	OG	6-2	301	Fr-GS	Fort Worth, Texas	Paschal
57	Dylan Foxworth	C	6-2	265	Fr-HS	Claremore, Okla.	Claremore
1	Keyarris Garrett	WR	6-4	207	So-1L	Daingerfield, Texas	Daingerfield
49	Daniel Gibney	LB	5-11	219	Fr-RS	Vista, Calif.	Rancho Buena Vista
94	Damian Gibson	DE	6-4	235	Fr-HS	Tulsa, Okla.	East Central
68	Garrett Gladd	OT	6-4	302	Fr-RS	Sallisaw, Okla.	Sallisaw
7	Cody Green	QB	6-4	247	Jr-RS	Dayton, Texas	U. of Nebraska
72	Jared Grigg	OT	6-4	280	Sr-2L	Hindsville, Ark.	Har-ber
43	Donnell Hawkins	LB	6-1	221	Jr-2L	Copperas Cove, Texas	Copperas Cove
15	Kalen Henderson	QB	6-0	210	So-1L	Mount Airy, La.	East St. John
62	Alec Henry	OG	6-3	335	So-SQ	Tulsa, Okla.	Union
46	Chris Hummingbird	DE	6-2	258	So-1L	Tahlequah, Okla.	Tahlequah Sequoyah
92	Derrick Jackson	DT	6-2	294	Sr-3L	Del City, Okla.	Del City
55	Shawn Jackson	LB	6-0	251	Jr-2L	Tulsa, Okla.	McLain
12	Jordan James	WR	6-2	203	Jr-2L	Lafayette, La.	St. Thomas More
27	DeWitt Jennings	LB	5-10	211	Jr-2L	Bixby, Okla.	Bixby
98	Jack Jewell	DT	6-5	287	Jr-1L	Norman, Okla.	Norman



No.	Player	Pos.	Ht.	Wt.	Cl/Exp	Hometown	Previous School
84	Freeman Kelley	WR	5-11	195	Jr-2L	Lancaster, Texas	Lancaster
59	Joe King	DT	6-6	309	Sr-1L	Oklahoma City, Okla.	Texas Tech
52	Billy Lafortune	C	6-0	251	Fr-RS	Tulsa, Okla.	Holland Hall
24	Zack Langer	TB	5-11	204	Fr-RS	Jenks, Okla.	Jenks
3	Zachary Lathrop	DB	6-0	180	Fr-RS	Missouri City, Texas	John Foster Dulles
51	Gary Lee	DT	6-5	283	Fr-RS	Tulsa, Okla.	Victory Christian
28	Matt Linscott	DB	6-2	200	Fr-HS	Tulsa, Okla.	Jenks
99	Derrick Luetjen	DT	6-3	279	Fr-RS	Hennessey, Okla.	Hennessey
40	Trent Martin	LB	6-2	242	Fr-RS	Jenks, Okla.	Jenks
26	Dexter McCoil	DB	6-4	222	Sr-3L	Lutcher, La.	Lutcher
37	Austin McDaniel	DB	6-0	188	So-1L	Waco, Texas	Midway
65	Gabe Moyer	OG	6-2	291	Jr-1L	Oklahoma City, Okla.	Bishop McGuinness
22	Michael Mudoh	DB	5-10	198	Fr-RS	Richmond, Texas	Bush
38	Colbert Nelson	LB	6-1	211	Jr-SQ	Little Rock, Ark.	Catholic
20	Marco Nelson	DB	6-0	192	Jr-2L	Glenpool, Okla.	Glenpool
33	Mitchell Osborne	LB	6-2	210	So-1L	Southlake, Texas	Southlake Carroll
91	Alex Pace	DT	6-3	274	Jr-SQ	Shaker Heights, Ohio	St. Edwards
39	Marcus Pate	DB	5-11	176	Jr-SQ	Austin, Texas	Lake Travis
6	Derek Patterson	WR	6-0	184	Fr-RS	Kingfisher, Okla.	Kingfisher
88	Cory Rahmings	DE	6-3	255	Fr-HS	Broken Bow, Okla.	Broken Bow
15	J.D. Ratliff	DB	5-9	170	Sr-1L	Tylertown, Miss.	SW Mississippi CC
32	Rob Riederer	LB	6-1	212	Fr-HS	Holton, Kan.	Holton
4	James Roberson	LB	6-2	231	So-1L	Tulsa, Okla.	Union
26	Thomas Roberson	WR	6-3	195	So-1L	Tulsa, Okla.	Union
7	Lowell Rose	DB	6-1	192	Sr-2L	Los Angeles, Calif.	UCLA
3	Daniel Schwarz	PK	6-3	189	Fr-HS	Lawton, Okla.	MacArthur
48	Colby Scott	TE	6-2	233	Fr-RS	Enid, Okla.	Enid
6	Kwame Sexton	DB	5-11	170	So-1L	Tulsa, Okla.	Holland Hall
48	Conner Sherwood	LB	6-2	218	Fr-HS	Tulsa, Okla.	Cascia Hall
8	Alex Singleton	TB	6-1	260	Sr-2L	LaPlace, La.	East St. John
53	Jake Sizelove	LB	6-0	211	So-1L	Argyle, Texas	Argyle
10	Justin Skillens	DB	5-9	175	Sr-3L	Tulsa, Okla.	BT Washington
30	Luke Snider	DB	5-10	178	So-1L	Tulsa, Okla.	Union
33	Michael Sorrells	H-B	6-2	193	Fr-GS	Austin, Texas	McCallum
50	Jared St. John	DE	6-2	250	Sr-2L	Edmond, Okla.	Santa Fe
76	Garrett Stafford	OG	6-5	301	Fr-RS	Tulsa, Okla.	Memorial
42	Craig Suits	LB	6-1	210	Fr-HS	Sunnyvale, Texas	Poteet
12	Micheal Thomas	DB	6-0	200	Fr-HS	Lawton, Okla.	MacArthur
97	Brentom Todd	DE	6-3	239	So-1L	Tulsa, Okla.	Union
57	Trevor Toliver	DE	6-4	260	Fr-RS	Sapulpa, Okla.	Sapulpa
70	Jerry Uwaezuoke	DT	6-3	270	Fr-HS	Houston, Texas	Westbury
24	Darnell Walker Jr.	DB	5-11	165	Fr-HS	Bolivar, Mo.	Bolivar
63	Chris Wallace	OG	6-5	310	Fr-HS	Sperry, Okla.	Sperry
75	Davis Walton	OT	6-3	285	Jr-JC	Tulsa, Okla.	NEO A&M
22	Trey Watts	TB	5-11	190	Jr-2L	Fairfax, Va.	Oakton
28	Cole Way	P	6-8	205	So-1L	Tulsa, Okla.	Union
49	Bradley White	DB	6-0	173	Fr-RS	Tyler, Texas	Grace Community
23	Darrell Williams	DB	5-10	184	Fr-RS	Houston, Texas	Westfield
41	Cody Wilson	H-B	6-0	232	Jr-1L	Broken Arrow, Okla.	Lincoln Christian
90	Tyler Wilson	TE	6-7	260	Fr-HS	Ponca City, Okla.	Ponca City

Derrick Alexander

Defensive End
6-2 • 270 • Fr-RS
Tulsa, Okla.



Tulsa — Was one of several true freshmen to sit out last year due to red-shirt status . . . had a great spring . . . expected to contribute in the playing rotation . . . has good pass rush ability . . . possesses a high motor . . . gives great effort . . . very coachable and reliable . . . finds ways to make plays . . . will also see playing time on special teams.

High School — Was named the *Tulsa World* All-State Player of the Year as a defensive end at Booker T. Washington High School . . . also played on the offensive line . . . played and started his junior and senior seasons at BT Washington High School . . . played his first two seasons at Victory Christian . . . earned *Tulsa World* first-team all-state and all-metro honors as a senior . . . selected to the OCA Class 5A all-state team . . . selected to *The Oklahoman* all-state first team as a senior . . . totaled 151 tackles and 14 sacks en route to leading his team to the Class 5A state title in 2010 . . . had 10 or more tackles in 12 of 14 games his senior season . . . collected 13 tackles and two sacks in the championship game . . . tallied 44 tackles and six sacks in four playoff games . . . was credited with 79 tackles his junior season . . . totaled 115 tackles as a sophomore in 2008 at Victory Christian . . . high school coach was Durell Hall.

Personal — Favorite movies are *Lion King*, *Training Day* and *Malcolm X* . . . lists *Friday Night Lights* as his favorite sports movie . . . his favorite vacation spot in New York City . . . his favorite book is the *Bible* . . . the one word to best describe him is "stubborn" . . . the most famous person he's ever met is Detroit Lions defensive lineman Ndamukong Suh . . . parents are Derrick Alexander, Sr. and Nicole Holman-Alexander . . . his father played football at Oklahoma State . . . majoring in business management . . . born January 14, 1993

Jake Alexander

Offensive Guard
6-2 • 294 • So-1L
Jenks, Okla.



Tulsa — A returning letterwinner . . . **2011** — Played in seven games . . . did not play against UAB, Rice, UCF, UTEP, Houston and BYU . . . saw his first collegiate action against #1 Oklahoma in the season opener . . . played 14 snaps at center against OU, and played eight snaps at Tulane . . . **2010** — Sat out due to a medical red-shirt season . . . was injured

during preseason drills . . . was named to the C-USA Commissioner's Academic Honor Roll in his first season . . . **Overall** — Moved from center to left guard in spring drills . . . had a great spring . . . has a good understanding of the scheme . . . an aggressive player with a good motor . . . thick, compact and powerful . . . a solid run blocker.

High School — Was a four-year starter on the offensive line at Jenks High School . . . also saw limited playing time on the defensive line . . . helped lead the Trojans to the Class 6A state championship game all four years, winning the title his freshman and sophomore seasons . . . was on teams that posted a four-year record of 52-4 . . . rated as the No. 10 center in the nation and No. 13 overall prospect in Oklahoma by *Rivals.com* . . . was ranked 20th in the state of Oklahoma by *Scout.com* . . . was named the *Tulsa World* Metro Player of the Year and the District 6A-3 Co-Player of the Year as a senior . . . earned first-team *Tulsa World* all-state and all-metro accolades his senior season . . . also named to *The Oklahoman* all-state team . . . was named to the *MaxPreps* All-American Team . . . named to the Oklahoma Coaches Association East All-State Team . . . high school coach was Alan Trimble.

Personal — Favorite TV show is "How I Met Your Mother" . . . lists his favorite sports movie as *The Replacements* . . . his favorite movie is *Tombstone* . . . his favorite NFL team is the New York Giants . . . lists George Strait as his favorite musician . . . favorite vacation spot is Destin, Florida . . . the most impressive person he's ever met is the late Reggie White . . . if he could play a role in any movie it would be as Wyatt Earp in *Tombstone* . . . parents are David and Kathy Alexander . . . his father is a former Tulsa offensive lineman and center for the Philadelphia Eagles and New York Jets . . . majoring in exercise sports science . . . born January 9, 1991 in Voorhees, New Jersey.

Zik Asiegbu

Linebacker
6-0 • 199 • So-1L
Grand Prairie, Texas



Tulsa — A returning letterwinner . . . enrolled at Tulsa for the 2011 spring semester . . . expected to miss the 2012 campaign . . . **2011** — Played in 12 games and collected nine tackles . . . had two tackles against #1 Oklahoma and UCF . . . **Overall** — Signed with Tulsa in February 2010, but gray-shirted that year . . . missed spring drills after incurring an injury in an automobile accident.

High School — Lettered his senior season at James Bowie High School . . . helped lead his team to a 10-2 record and the regional finals . . . moved from safety to linebacker during the 2009 season . . . was credited

with 103 tackles from his linebacker position as a senior . . . earned first-team all-District 5A-4 merits his senior campaign . . . also lettered in track and wrestling . . . had a personal-best 19-2 long jump as a junior . . . high school coach was Kenny Perry.

Personal — Lists the Dallas Cowboys as his favorite NFL team . . . his favorite pro athlete is Dallas Mavericks forward Dirk Nowitzki . . . his favorite food is Mexican . . . the magazine cover he would most like to appear on is *Fortune* . . . enjoys watching movies . . . the most memorable place he has visited in Nigeria . . . mother is Julie Madubuike . . . majoring in computer science . . . born June 7, 1992 in Los Angeles, California. (pronounced Zeke Ah — see — ah — bu)

Asiegbu's Career Statistics

Defense	G	UT	AT	Tot	Loss	Sack	FR	FF	PBU	INT
2 011 (Fr)	12	5	4	9	1-1	0/0	0	0	0	0

DeAundre Brown

Linebacker
5-11 • 217 • Sr-3L
Arlington, Texas



Tulsa — A three-year letterwinner . . . has played in 32 career games with 18 starting assignments . . . has career totals of 183 tackles, four interceptions and two forced fumbles . . . has five career double-figure tackle games . . . **2011** — Came into preseason camp as the starter at 'CANE linebacker, but suffered a preseason injury . . . missed the first four games . . . played in the final nine contests . . . saw his first action this year against North Texas . . . had 25 tackles and one interception . . . collected a season-best seven tackles against BYU in the Bell Helicopter Armed Forces Bowl . . . totaled four tackles against #7 Houston and UCF . . . also had three stops and one pick-off at UTEP . . . **2010** — Did not play during the 2010 season . . . **2009** — Started all 12 games . . . had a team-leading 102 tackles . . . also had three stops for -18 yards, one interception and one forced fumble . . . had four double-figure tackle games . . . totaled a career-best 18 tackles and one fumble recovery vs. Boise State, while earning C-USA Defensive Player of the Week honors . . . had a team-high 11 tackles, forced one fumble and intercepted the first pass of the game at Oklahoma . . . had a team-best 14 tackles in the season opener against Tulane, including one sack for -10 yards . . . also tallied 11 tackles against Houston . . . totaled nine tackles against Southern Miss and Memphis in the final two games of the season . . . **2008** — Was named to the Conference USA all-freshman team . . . played in 11 of 14 games, and started six games as a true freshman . . . played in the first 10 games with starts against UAB, Rice, UCF, Arkansas and Houston . . . did not play against Tulane and Marshall . . . returned as a starter against East Carolina and collected six tackles . . . also missed the GMAC Bowl



game against Ball State . . . had 56 tackles, two pass breakups, two interceptions and one forced fumble on the season . . . his interception against SMU led to Tulsa's go-ahead and game-winning TD . . . had a season-high 12 tackles against Houston . . . added seven stops against Arkansas and six tackles vs. UCF . . . collected six stops and two pass break-ups against Rice . . . had six stops and one forced fumble against North Texas . . . started the opener vs. UAB and had six tackles and one interception . . . **Overall** — Missed most of spring drills . . . possesses natural instincts and football skills to be a solid linebacker . . . has a good understanding of the defense . . . needs to stay healthy . . . will look for him to have a solid senior season.

High School — Was a three-year letterwinner and starter at Arlington Seguin High School . . . started at receiver for three years, and at free safety his senior season . . . tallied 35 solo tackles and caused two fumbles in three games as a senior . . . earned first-team all-district and all-region honors his senior season . . . high school coach was Ricky Albus.

Personal — Favorite movie is *Transformers III*, while his favorite sports movie is *Remember the Titans* . . . favorite TV show is "Prison Break" . . . his favorite NFL player is Ray Lewis . . . the Dallas Cowboys is his favorite NFL team and the Dallas Mavericks is his favorite professional sports team . . . favorite athlete is LeBron James . . . enjoys fishing, camping and playing Xbox . . . parents are Donovan and Dionne Spivey . . . majoring in organizational studies . . . born May 5, 1990 in Little Rock, Arkansas.

Brown's Career Statistics

Defense	G	UT	AT	Tot	Loss	Sack	FR	FF	PBU	INT
2008 (Fr)	11	24	32	56	2/-5	0.5/-2	0	1	2	2
2009 (So)	12	54	48	102	3/-18	1/-10	1	1	0	1
2010 Red-shirt										
2011 (Jr)	9	13	12	25	1/-1	0/0	0	0	0	1
Totals	32	91	92	183	6/-24	1.5/-12	1	2	2	4

**Daeshon
Bufford**
Defensive Tackle
6-3 • 292 • Sr-3L
Edmond, Okla.



Tulsa — A three-year letterwinner . . . has played in 34 career games . . . has compiled 41 career tackles and 2.5 stops for -13 yards . . . **2011** — Started all 13 games . . . moved from end to tackle in spring drills . . . totaled 33 tackles and 2.5 stops for -13 yards . . . collected a career-best six tackles against Houston with three solos and three assisted tackles . . . tallied four tackles in five games . . . had four stops against UTEP and Marshall . . . tallied four tackles and had one stop for -2 yards against SMU . . . also had four tackles and added one TFL for -8 yards vs. North Texas . . . registered four stops vs. Tulane . . .

had his first career start in the season opener at #1 Oklahoma . . . **2010** — Played in all 13 games and had four tackles . . . had his first tackle of the season at Oklahoma State . . . also had one tackle each against Rice, Houston and UTEP . . . **2009** — Was one of eight true freshmen to earn a letter . . . was expected to gray-shirt, but was brought to preseason camp a week late . . . saw action in the first eight games . . . totaled four tackles . . . had his first two career tackles at Oklahoma . . . **Overall** — Had a great spring . . . possesses good athleticism and speed . . . a very explosive player . . . uses his hands well.

High School — Played his prep football at Edmond Santa Fe High School . . . rated as Oklahoma's 30th top prospect by *Rivals.com* . . . also rated as the nation's No. 58-ranked strong-side defensive end by *Rivals.com* . . . received a three-star rating by *Rivals.com* . . . earned *The Oklahoman* Big all-city honorable mention merits his senior season . . . high school coach was Dan Cocannouer.

Personal — Favorite sports movie is *Remember the Titans* . . . his favorite NFL team is the Baltimore Ravens . . . his favorite NFL player is Ray Lewis . . . lists professional wrestler "Stone Cold" Steve Austin as his favorite pro athlete . . . his favorite professional sports team is the Oklahoma City Thunder . . . favorite TV show is "Lizard Lick Towing", while *Super Troopers* is his favorite movie . . . lists *Harry Potter* as his favorite book . . . his favorite food is nachos . . . parents are Donnell Bufford and Christy Woodfork . . . majoring in organizational studies . . . born May 16, 1991. (pronounced Buff-ford)

Bufford's Career Statistics

Defense	G	UT	AT	Tot	Loss	Sack	FR	FF	PBU	INT
2009 (Fr)	8	1	3	4	0/0	0/0	0	0	0	0
2010 (So)	13	4	0	4	0/0	0/0	0	0	0	0
2011 (Jr)	13	17	16	33	2.5/-131.5/-11	0	0	0	0	0
Totals	34	22	19	41	2.5/-131.5/-11	0	0	0	0	0

**Stetson
Burnett**
Offensive Guard
6-4 • 303 • Jr-2L
Lawton, Okla.



Tulsa — A returning letterwinner and starter . . . has played in 22 career games and has 20 career starts . . . signed with Tulsa in February 2009, but gray-shirted . . . enrolled at Tulsa for the 2010 spring semester . . . **2011** — Started the first 11 games of the season . . . suffered a season-ending knee injury against UTEP, and missed the next two games against Houston and BYU . . . graded 96-percent vs. North Texas on 51 plays . . . **2010** — Played in 11 games and started nine contests . . . earned Conference USA all-freshman team honors . . . played a total of 825 snaps . . . did not play at Houston and Hawai'i . . . did not start against Notre Dame, but played 56 snaps . . . did not

start against UTEP, but played 83 snaps . . . had a high grade of 87-percent at SMU, and a season-best six knockdowns against UCA . . . played in his first collegiate game as a starter against East Carolina in the season opener . . . missed most of the Oklahoma State game after suffering an injury . . . **Overall** — Had a solid 2012 season until suffering a season-ending knee injury . . . a well-rounded player with good run and pass skills . . . big and physical player with experience . . . possesses good size . . . missed spring drills due to rehabilitation from his knee injury . . . a versatile player who can play guard and tackle.

High School — Was a three-year letterwinner and starter at Lawton MacArthur High School . . . played nose guard on defense and tackle on offense . . . helped his team advance to the Class 5A semifinals both his junior and senior seasons, and to the state championship game as a sophomore . . . his MacArthur team posted a three-year record of 32-8 . . . played in only eight games as a senior due to injury . . . received a three-star rating by *Rivals.com* . . . Oklahoma's 35th-ranked prospect by *Rivals.com* . . . also ranked as the No. 78th offensive guard in the nation by *Rivals.com* . . . was named second-team all-state as an offensive lineman by *The Oklahoman* as a senior . . . was named the District Lineman of the Year his senior season . . . high school coach was Ernie Manning.

Personal — Enjoys fishing and hunting . . . lists the St. Louis Rams as his favorite NFL team . . . his favorite NFL player is St. Louis quarterback Sam Bradford, while his favorite professional athlete is former NBA star Michael Jordan . . . his favorite sport to watch besides football is rugby . . . favorite movie is *Step Brothers* . . . his favorite sports movie is *Friday Night Lights* . . . his biggest sports thrill and most memorable event was defeating Notre Dame in 2010 . . . his favorite food is Mexican . . . favorite vacation spot is the Bahamas . . . lists Chris Farley as the person, dead or alive, that he would most like to meet . . . father is Steven Ellis, stepdad is Craig Cartmill and mother is Marcy Cartmill . . . majoring in business management . . . born March 1, 1991 in Ardmore, Oklahoma.

**Bryan
Burnham**
Wide Receiver
6-2 • 197 • Sr-2L
Moorestown, NJ



Tulsa — A two-year letterwinner and returning starter . . . has played in 24 career games and has 13 starts . . . made the move to receiver from the secondary in the fall of 2010 . . . moved into the starting lineup at the receiver position in 2011 . . . **2011** — Ranked second on the team with 54 receptions for 850 yards and had a team-best nine touchdown receptions . . . had three 100+ receiving yard games

... had a career-best 146 yards and one TD on 10 receptions against Marshall ... his first career 100+ receiving game came against North Texas in the fifth game of the year when he totaled 101 yards on six catches ... totaled four receptions for 113 yards and one TD against BYU in the Bell Helicopter Armed Forces Bowl ... totaled 72 yards on 4 four receptions against Rice ... totaled three receptions for 68 yards and two touchdowns against #7 OSU ... had seven catches for 94 yards and two TDs at Tulane ... saw his first start collegiate start at #1 Oklahoma and caught three passes for 68 yards, including a 56-yard TD ... **2010** — Played in nine games ... saw playing time mostly on special teams ... was credited with five tackles and one fumble recovery ... his fumble recovery came against Notre Dame on a fumbled Irish punt ... **2009** — Played in one game ... saw action against Sam Houston State ... totaled two tackles, including one stop for -1 yard, and forced one fumble ... **2008** — Was one of several freshmen to sit out the season due to red-shirt status ... **Overall** — Poised to have a big season ... plays tough and physical ... had a good spring ... has a great work ethic ... an extremely intelligent player ... very football savvy ... can be a dominant player in the league ... can play multiple receiver positions in the Tulsa offense ... has the ability to make the tough catch look easy ... can adjust to the football.

High School — Was a three-year letterwinner and starter at Moorestown High School ... started at both receiver and defensive back ... helped lead his team compile a 12-0 record and win the New Jersey Group 3 state title as a senior ... was credited with 39 tackles and a team-high 11 interceptions as a senior ... returned three of those interceptions for touchdowns ... caught 32 passes for 672 yards and nine touchdowns his senior season ... also returned a 92-yard punt and 65-yard kick-off for touchdowns ... earned first-team *Associated Press* and *The Star Ledger* all-state merits ... was named the South Jersey Defensive Player of the Year by the Philadelphia Inquirer ... was named a *Burlington County Times* first-team all-county selection as a junior and senior ... had 25 receptions for 435 yards and five touchdowns his junior season, while tallying five interceptions as well ... also had two kick returns for touchdowns as a junior ... as a sophomore, had 15 receptions for 250 yards and three TDs ... high school coach was Russ Horton.

Personal — Favorite NFL team is the Philadelphia Eagles ... lists "The Wire" as his favorite TV show ... his favorite sports movie is *Remember the Titans* ... favorite NFL player is Detroit Lions' receiver Calvin Johnson ... lists the Philadelphia Phillies winning the 2008 World Series as his biggest sports thrill ... has been involved in community events — Tulsa Tough, Feed the Starving Children and has done volunteer work at Grimes Elementary School ... the person he would most like to meet, dead or alive, is Martin Luther King, Jr. ... parents are Lem and Barbara Burnham ... his father played in the NFL with the Philadelphia Eagles and his mother played basketball at Temple ... has four older siblings ... his brother,

Lewis, played football at North Carolina ... majoring in history ... born April 3, 1990.

Burnham's Career Statistics

Receiving	G	Rec	Yds	Avg	TD	Long
2008	Red-shirt					
2009 (Fr)	1	1	1	1.0	0	1
2010 (So)	10	0	0	0.0	0	0
2011 (Jr)	13	54	850	15.7	9	56
Totals	23	54	850	15.7	9	56

Defense	G	UT	AT	Tot	Loss	Sack	FR	FF	PBU	INT
2008	Red-shirt									
2009 (Fr)	1	2	0	2	0/0	0/0	0	0	0	0
2010 (So)	10	3	2	5	0/0	0/0	1	0	0	0
2011 (Jr)	13	5	0	5	0/0	0/0	0	0	0	0
Totals	24	5	2	7	0/0	0/0	1	0	0	0

Joseph Calcagni Quarterback 6-1 • 202 • Fr-RS Springdale, Ark.



Tulsa — Was one of several true freshmen to sit out last year due to red-shirt status ... a young player who is developing fast ... has good footwork ... has good ball speed on his passes ... has good knowledge and understanding of the game ... was named to the C-USA Commissioner's Academic Honor Roll as a true freshman.

High School — Was a three-year letterwinner and two-year starter at Springdale High School ... threw for 4,718 yards and 42 TDs in his final two seasons at Springdale High School ... threw for 2,159 yards and 16 TDs, while rushing for 288 yards as a senior ... was named to the Class 7A all-state team by the Arkansas Activities Association ... was also named to the all-Northwest Arkansas team by the *Arkansas Democrat-Gazette* ... was voted team captain as a senior by his teammates ... completed 195-of-315 passes for 2,559 yards and 26 touchdowns his junior season ... also rushed for 389 yards and six TDs as a junior ... earned Class 7A West all-conference team honors his junior season ... was named the Offensive MVP in the *Max Emfinger* All-American Bowl, as he completed 7-of-10 passes for 195 yards and a 52-yard TD pass ... high school coach was Shane Patrick.

Personal — Enjoys hunting, fishing, camping and riding 4-wheelers ... favorite TV Show is "Swamp People" ... his favorite NFL team is the Indianapolis Colts and his favorite NFL player is Peyton Manning ... lists *The Dark Knight* as his favorite movie ... his favorite sports movie is *Friday Night Lights* ... lists the Boston Red Sox and St. Louis Cardinals as his favorite professional sports teams ... his favorite sport to watch and play besides football is baseball ... his biggest sports thrill was when the Indianapolis Colts won the Super Bowl ... if he could play a role in any movie, it would be that of *Spiderman* ... his

father, Mark, and uncle, Ron, played football at the University of Arkansas ... parents are Mark and Jacqui Calcagni ... majoring in exercise and sports science ... born July 30, 1992.

Willie Carter

H-Back
6-2 • 231 • Sr-3L
Crockett, Texas



Tulsa — A two-year letterwinner ... has played in 36 career games and has 12 career starts ... has three career 100+ receiving games, all coming in 2011 ... has totaled 17 career TDs (12 receiving, 5 rushing) ... has 1,184 receiving yards and 12 touchdowns, and 389 rushing yards and five TDs in his career ... **2011** — Played in 11 games and started seven contests ... missed the UTEP and BYU games with injuries ... earned second-team all-C-USA honors ... has a team-leading 868 receiving yards for a 14.2 average, 62 rushing yards and a combined nine TDs — seven receiving and two rushing ... tallied a career-best 173 yards and one TD on 13 receptions against SMU ... also had 160 receiving yards and one touchdown vs. Rice ... caught eight passes for 85 yards and one TD vs. UAB ... totaled 54 yards and one TD on five receptions at #4 Boise State, while rushing four times for 28 yards ... had his first career 100+ receiving game with 135 yards on five catches vs. #1 Oklahoma ... totaled catches of 69 and 44 yards vs. Oklahoma ... **2010** — Played in all 13 games ... totaled 19 receptions for 299 yards, including five touchdowns ... also rushed for 162 yards and two TDs ... averaged 15.7 yards per reception, and 8.1 rushing yards ... totaled 93 yards and two touchdowns on four catches, while rushing for 52 yards and one TD on four carries against Southern Miss ... his touchdowns against Southern Miss covered 67 and 12 yards receiving and a 41-yard rushing touchdown ... had five carries for 39 yards and two receptions for 27 yards and one TD against UTEP ... had a career-long 75-yard TD reception in the opener against East Carolina for his only catch of the game ... **2009** — Played in all 12 games ... rushed for 165 yards and a 5.9 average per carry ... had his first collegiate rushing attempts at Oklahoma, when he gained 27 yards on four carries ... rushed for a season-best 54 yards on six carries, including running 34 yards for a touchdown, against Sam Houston State ... also gained 34 yards on seven carries against Southern Miss ... **2008** — Was one of several true freshmen to sit out the 2008 season due to red-shirt status ... **Overall** — Possesses good size, strength and speed ... an intelligent player ... understands the offense ... has home run hitting speed ... can create the ultimate mismatch ... has the ability to do great things in the open field ... a versatile athlete.



High School — Was a two-year starter at Crockett High School . . . gained over 1,000 yards receiving and 400 yards rushing while scoring 11 touchdowns his senior season . . . earned first-team all-district merits as a junior and senior . . . rushed for over 800 yards, had 400 receiving yards and totaled 18 touchdowns during his junior season . . . also lettered in basketball and track . . . advanced to the regional track meet in five events as a junior . . . high school coach was Paul Parson.


Personal — Favorite NFL team is the Dallas Cowboys . . . Adrian Peterson is his favorite NFL player . . . lists LeBron James as his favorite pro athlete . . . his favorite professional team is the NBA's Miami Heat . . . his biggest fear is spiders and snakes . . . enjoys playing video games . . . his favorite food is pizza . . . three words to best describe himself are "humble, ready, joyful" . . . his favorite sport to watch and play besides football is baseball . . . parents are Willie Spurlock and Sheryl Jefferson . . . majoring in organizational studies . . . born February 20, 1990 in Galveston, Texas.

Carter's Career Statistics

Rushing	G	Att	Gain	Loss	Net	TD	Avg	Long
2009 (Fr)	12	28	174	9	165	1	5.9	39
2010 (So)	13	20	162	0	162	2	8.1	41
2011 (Jr)	11	13	64	2	62	2	4.8	23
Totals	36	60	400	11	389	5	6.5	41

Receiving	G	Rec	Yds	Avg	TD	Long
2009 (Fr)	12	3	17	5.7	0	8
2010 (So)	13	19	299	15.7	5	75
2011 (Jr)	11	61	868	14.2	7	69
Totals	36	83	1184	14.3	12	75

Colt Clontz
Tight End
6-8 • 234 • Fr-RS
Blessing, Texas



#91

Tulsa — Was one of several true freshmen to sit out last year due to red-shirt status . . . had a solid spring season and showed good development . . . has huge hands . . . a big target who is consistent as a receiver . . . improved his footwork and blocking in the spring.

High School — Was a three-year letterwinner and two-year starter at El Maton's Tidehaven High School . . . tallied 61 catches for 911 yards and seven TD in his senior season . . . earned first-team all-district 15-2A honors as a junior and senior . . . was also a first-team all-district punter in each of those two seasons . . . averaged a 43.0 average on 21 punts his senior season . . . had 84 receptions for 1,050 yards and eight touchdowns in 10 games as a junior . . . high school coach was Jim Sides.

Personal — Favorite NFL team is the Indianapolis Colts . . . Peyton Manning is his favorite NFL player . . . lists his favorite movie as *Friday* and *The Sandlot* as his favorite sports movie . . . his favorite professional athlete is LeBron James . . . his favorite TV show is "Family Guy" . . . his favorite sport to watch and play besides football is basketball . . . Mac-n-cheese is his favorite food . . . favorite vacation spot is Jamaica . . . the most famous person he has ever met is pro wrestler Stone Cold Steve Austin . . . listens to Metallica before games . . . has three older siblings . . . parents are Stephen and Kim Clontz . . . majoring in exercise and sports science . . . born April 12, 1993.

Brian DeShane
Offensive Tackle
6-3 • 305 • Sr-3L
Tulsa, Okla.



#73

Tulsa — A three-year letterwinner . . . has played in 31 career games and has started 13 games . . .

2011 — Moved over to right guard from right tackle in the preseason . . . played in 12 games and started two contests . . . was in the starting lineup against Houston and BYU . . . missed the SMU contest . . . came off the bench vs. Oklahoma and played 22 snaps at right guard, and also played eight snaps at Tulane . . . missed the 2011 spring after undergoing shoulder surgery following the 2010 season . . .

2010 — Played in 13 games and started nine contests . . . his starting assignments came in the final nine games of the season at right tackle . . . played 789 snaps . . . received his third career start and his first of the season at Memphis at right tackle . . . had a high grade of 88-percent at Memphis . . . came off the bench in the first four games . . . played most of the game against Oklahoma State at right guard . . .

2009 — Was one of eight true freshmen to earn a letter in the 2009 season . . . played in seven games — Oklahoma, Sam Houston State, Rice, Boise State, SMU, Southern Miss and Memphis — and started two contests . . . was in the starting lineup at left guard against Sam Houston State and Memphis . . . played the entire second half against Rice . . . filled in for an injured Clint Anderson in the Southern Miss game, and started for Anderson in the season finale against Memphis . . . **Overall** — Made the move back to tackle in spring drills . . . versatile enough to play guard and tackle . . . has starting experience . . . showed in the spring that he can play the tackle spot as well as guard . . . likes to finish his blocks . . . coaches expect him to have a big year as a senior.

High School — Was a three-year letterwinner and two-year starter at Tulsa Union High School . . . was on the Class 6A State Championship team his senior season, and were runners-up in his junior campaign . . . earned first-team *Tulsa World* all-state honors as a senior . . . was a two-time *Tulsa World* all-metro

selection . . . also earned first-team all-state merits from *The Oklahoman* . . . received a three-star rating by *Rivals.com* . . . the 12th-ranked player in the state of Oklahoma by *Rivals.com* . . . ranked as the 22nd top offensive guard in the nation by *Rivals.com* and 28th by *Scout.com* . . . helped the Redskins average 50.5 points in four playoff games and a 44.7 scoring average overall on the season . . . had 35 pancake blocks his senior season and did not allow a quarterback sack . . . was invited to play in the Oklahoma-Texas Oil Bowl Game . . . high school coach was Kirk Fridrich.

Personal — Favorite sports movie is *Remember the Titans* . . . his favorite NFL team is the New England Patriots . . . favorite pro sports team is the New York Yankees . . . his favorite pro athlete is Albert Pujols . . . his favorite sport to watch and play besides football is baseball . . . has career aspirations to become an athletic director . . . if he played in the NFL, the head coach he'd most like to play for is Jon Gruden . . . his favorite TV show is "How I Met Your Mother" . . . George Strait is his favorite musician . . . the best job he's ever had was as a grounds crew member at a baseball complex . . . the three words he uses to best describe himself are "hardworking, loyal, dependable" . . . his favorite book is *Moneyball* . . . parents are David and Kathy DeShane . . . has two older sisters . . . majoring in business management . . . born October 20, 1990 in Bartlesville, Oklahoma.

Dwight Dobbins
Defensive Back
5-9 • 173 • So-1L
Midwest City, Okla.



#9

Tulsa — A returning letterwinner . . . **2011** — Played in all 13 games . . . tallied 12 tackles, three pass break-ups, one interception, one forced fumble and one fumble recovery . . . totaled 4 stops, one TFL for -8 yards and two pass break-ups against UAB . . . had his first career interception against North Texas and returned it for a 36-yard touchdown . . . had one stop in his first career game vs. #1 Oklahoma . . . **Overall** — Possesses a wild stallion-type of energy . . . wants to make every play . . . an aggressive cornerback who is very explosive . . . has good ball skills . . . has good speed and is a great competitor.

High School — Was a three-year letterwinner and starter at Carl Albert High School . . . started three years at receiver and two years at cornerback . . . totaled 50 tackles, nine pass break-ups, three interceptions and three fumble recoveries his senior season . . . named second-team all-state by *The Oklahoman* as a senior . . . high school coach was Gary Rose.

Personal — Favorite NFL player is DeSean Jackson . . . lists *Transformers 1-3* as his favorite movies . . . his

favorite sports movie is *He Got Game* . . . his favorite professional sports team is the Boston Celtics and Rajon Rondo is his favorite pro athlete . . . favorite musician is John Legend and favorite song is *Ordinary People* . . . enjoys playing video games . . . favorite NFL team is the New York Jets . . . fried chicken from Church's is his favorite . . . favorite game as a child was dodge ball . . . the one word he uses to best describe himself is "goofy" . . . parents are Dwight and Audrey Dobbins . . . majoring in exercise and sports science . . . born August 27, 1992

Dobbins' Career Statistics

Defense	G	UT	AT	Tot	Loss	Sack	FR	FF	PBU	INT
2011 (Fr)	13	8	4	12	1/-8	0/0	1	1	3	1

**Cory
Dorris**
Defensive End
6-4 • 260 • Sr-3L
Jenks, Okla.



Tulsa — A three-year letterwinner and starter . . . has started 37 of 38 career games played . . . has totaled 155 career stops and 17.5 tackles for -61 yards . . . has blocked five career kicks, including three PATs and two field goals . . . has twice been named honorable mention all-C-USA . . . **2011** — Played in all 13 games and started 12 contests . . . had 55 tackles and 6.5 stops for -21 yards . . . also had one forced fumble, one fumble recovery and three blocked PATs . . . earned honorable mention all-Conference USA merits . . . missed his first career start when he did not start at #4 Boise State . . . named to the *Ted Hendricks Award Preseason Watch List* . . . tied his career-best with 8 tackles and 1.5 stops for -5 yards against BYU in the Bell Helicopter Armed Forces Bowl . . . totaled four tackles at UTEP, one TFL for -2 yards and blocked a PAT . . . had five tackles at UCF . . . totaled six stops against UAB . . . had three tackles, one fumble recovery and blocked a PAT against #4 Boise State . . . also had a blocked PAT against #7 Houston . . . tied his career-high with eight tackles at #1 Oklahoma . . . **2010** — Started all 13 games . . . earned honorable mention all-Conference USA accolades . . . registered 46 tackles and 5.5 stops for -18 yards . . . had two huge blocks kicks, including a field goal in a three-point win over UTEP and blocking a PAT that was returned for two points in a one-point win over Notre Dame . . . totaled three tackles, two quarterback hurries, one pass break-up and blocked a PAT that led to a defensive score at Notre Dame . . . had a team-best and season-high eight tackles and added one stop for -3 yards at Houston . . . also collected seven tackles against UCA and Southern Miss . . . was named to the 2010 C-USA preseason all-conference team as selected by the league's coaches . . . **2009** — Started all 12 games as a red-shirt freshman . . . was credited with 54 tackles and 5.5 stops for -22 yards . . . also had three sacks for -18 yards, two forced fumbles and

two fumble recoveries on the season . . . was named to the C-USA all-freshman team as selected by the league's coaches . . . was an honorable mention All-America selection by Collegefootballnews.com . . . ranked 10th in C-USA for fumble recoveries . . . had two tackles in his first collegiate game at Tulane . . . tallied three tackles, two sacks, forced two fumbles and had his two fumble recoveries vs. New Mexico . . . had seven stops against Sam Houston State . . . totaled three tackles and 1.5 stops for -3 yards at Rice . . . had five tackles and one stop for -4 yards vs. Boise State . . . had back-to-back season-highs of eight tackles against UTEP and SMU . . . **2008** — Was one of several true freshmen to sit out the season due to red-shirt status . . . **Overall** — Possesses good size and athleticism . . . a veteran player with great experience . . . good against the run . . . gets off blocks well . . . finds ways to make plays . . . expected to provide leadership . . . a well-rounded player.

High School — Was a three-year letterwinner and two-year starter at Jenks High School . . . played on the offensive and defensive lines in his final two seasons . . . helped lead his team to identical 13-1 records and the state championship in his final two years . . . was a first-team *Tulsa World* all-state and all-metro performer his senior campaign . . . selected as the District 6A-4 Offensive Lineman of the Year as a senior . . . was rated as the No. 16 prospect in the state of Oklahoma by *Rivals.com* . . . was ranked as the No. 18 prospect in Oklahoma by *Scout.com* . . . has been selected to the East team for the Oklahoma Coaches Association all-state game . . . was credited with 23 tackles as a senior, including five stops in the state title game . . . high school coach was Allen Trimble.

Personal — Favorite movie is *Good Will Hunting* . . . lists *Invincible* and *Stick It* as his favorite sports movies . . . lists Chicago Bears linebacker Brian Urlacher as his favorite NFL player . . . enjoys fishing . . . his favorite vacation spot is any lake with fish . . . if he could play any role in a movie, it would be *Superman* . . . his most memorable event was blocking the PAT against Notre and watching teammate Cornelius Arnick return it for two points . . . a member of the Fellowship of Christian Athletes . . . Brooks & Dun is his favorite musical group . . . a member of the American Marketing Association . . . his father is Chris Dorris . . . has one older brother, Chad . . . majoring in marketing . . . born November 1, 1989.

Dorris' Career Statistics

Defense	G	UT	AT	Tot	Loss	Sack	FR	FF	PBU	INT
2009 (Fr)	12	21	33	54	5.5/-22	3/-18	2	2	0	0
2010 (So)	13	20	26	46	5.5/-18	1/-6	1	0	1	0
2011 (Jr)	13	23	32	55	6.5/-21	1.5/-5	1	1	0	0
Totals	38	64	91	155	17.5/-61	5.5/-29	4	3	1	0

**Ja'Terian
Douglas**
Running Back
5-11 • 189 • Jr-2L
Arlington, Texas



Tulsa — A two-year letterwinner . . . has played in 25 career games and has three starts . . . has tallied 1,218 career rushing yards and seven touchdowns . . . all seven of his rushing TDs have been for over 15 yards . . . **2011** — Played in all 13 games and had two starts . . . named second-team all-Conference USA . . . gained 883 rushing yards for a 7.9 average and four TDs . . . his 4 rushing touchdowns covered 37, 42, 47 and 80 yards . . . had three 100+ rushing games this . . . ran for a career-best 194 yards on 10 carries for a 19.4 average against Marshall . . . had rushes for 22, 48, 82 vs. Marshall . . . totaled a game-high 137 yards and one touchdown against UAB in a starting assignment . . . also had a game-high 173 yards with two TDs against #7 Oklahoma State . . . his touchdowns against OSU went for 80 and 42 yards . . . totaled 92 rushing yards and 17 receiving yards at UTEP with one TD . . . **2010** — Played in 12 games and had one start as a true freshman . . . missed the Southern Miss contest . . . started his first collegiate game against Rice . . . rushed for 335 yards and three touchdowns on 43 carries for a 7.8 average . . . his three TDs came on runs of 18, 20 and 33 yards . . . totaled 58 yards on eight rushes for a 7.2-yard average at Notre Dame . . . had a season-best 64 yards and one TD against Tulane on five carries . . . also had 60 yards on six carries against UCA . . . totaled a team-high 46 yards and one touchdown on five carries at Memphis . . . had two carries for 20 yards against East Carolina in his first college game . . . **Overall** — Possesses a great change of pace . . . has great speed and quickness . . . a home run hitter and game-breaker . . . improved running back instincts in the spring.

High School — Was a two-year letterwinner and starter at Lamar High School . . . earned all-state honors as a junior and senior . . . rushed for 1,868 yards and 25 touchdowns in his senior season . . . was ranked as the No. 41 running back in the nation by *Rivals.com*, and was ranked at the 68th overall top prospect in the state of Texas . . . was ranked as the 120th top senior in Texas by *Scout.com* . . . was named to the 4-5A All-District team as a junior and senior . . . totaled 2,036 yards and 28 TDs in his junior season . . . set the Arlington ISD single-game scoring record as a junior with 38 points . . . high school coach was Eddie Peach.

Personal — Favorite movie is *Training Day* . . . his favorite sports movie is *The Longest Yard* . . . enjoys watching cartoons . . . the Kansas City Chiefs is his favorite NFL team . . . his favorite pro athlete is LeBron James . . . his favorite food is meatloaf and mashed potatoes . . . my teammates say — I'm quiet . . . the



most memorable place he has visited is Pearl Harbor . . . the three words he uses to best describe himself are "realistic, humble and hungry" . . . if he could be a professional athlete in any sport other than football, it would be boxing . . . parents are Darold Simpson and Latasha Douglas . . . majoring in arts & sciences . . . born November 20, 1991 in Greenville, Mississippi.

Douglas' Career Statistics

Rushing	G	Att	Gain	Loss	Net	TD	Avg	Long
2010 (Fr)	12	43	345	10	335	3	7.8	34
2011 (So)	13	112	916	33	883	4	7.9	82
Totals	25	155	1261	43	1218	7	7.9	82

Receiving	G	Rec	Yds	Avg	TD	Long
2010 (Fr)	12	0	0	0.0	0	0
2011 (So)	13	11	59	5.4	0	15
Totals	25	11	59	5.4	0	15

**Trent
Dupy**
Offensive Center
6-2 • 285 • Sr-3L
Enid, Okla.



Tulsa — A three-year letterwinner and starter . . . has played in all 38 career games . . . has 36 career starts at center . . . has been named to the *Rimington Award Preseason Watch List* for the second straight year . . . **2011** — Has played in all 13 games . . . graded over 80-percent in all 13 games . . . graded 89-percent vs. North Texas on 52 plays . . . played 62 snaps against Tulane and graded out at 92 percent . . . played 50 snaps at #1 Oklahoma and graded 90 percent . . . **2010** — Started all 13 games . . . played 1,006 snaps on the season . . . had 10 games grading over 80 percent . . . had a high grade of 90 percent at Memphis, and also graded 89 percent against Tulane, Rice and Houston . . . **2009** — Was one of eight true freshmen to earn a letter in the 2009 campaign . . . was named to the C-USA all-freshman team as selected by the league's coaches . . . played in all 12 games and started 10 contests at offensive center as a true freshman . . . the only two games that he did not start came against Sam Houston State and Rice . . . played the entire second half at Rice . . . started the season opener against Tulane at center and played in all but the final two snaps of the game . . . **Overall** — Has a great understanding of the offense . . . a very dependable player . . . undersized, but makes up for it with quickness and agility . . . an intelligent player . . . directs traffic on the offensive front . . . a gritty and hard-nosed player . . . has been named to the C-USA Commissioners Academic Honor Roll as a sophomore and junior.

High School — Was a two-year starter at Enid High School . . . started his freshman season at Chisholm High School before transferring to Enid . . . earned three varsity letters in football . . . played defensive tackle all three years and on the offensive line as a freshman and senior and at fullback his junior

season . . . was named second-team all-state as an offensive lineman by *The Oklahoman* as a senior . . . earned *Tulsa World* second-team all-state accolades as a defensive lineman his senior campaign . . . was named to the Oklahoma Coaches Association all-state team . . . graded out at 91-percent in 11 games at offensive center as a senior . . . tallied 71 tackles, 21 stops for lost yardage and forced five fumbles his senior season . . . was named the District 6A-4 Defensive Lineman of the Year his senior campaign . . . registered 77 tackles, 12 stops for lost yardage three forced fumbles and two pass deflections in his junior season . . . high school coach was Tommy Parker.

Personal — Favorite movie is *Jurassic Park* . . . his favorite sports movie is *Remember the Titans* . . . the Dallas Cowboys is his favorite NFL team, while the Oklahoma City Thunder is his favorite professional sports team . . . his favorite NFL player is offensive center Jeff Saturday, while he lists former teammate and current Miami Dolphin Charles Clay as his favorite professional athlete . . . "The Walking Dead" is his favorite TV Show . . . the *Harry Potter* book series are his favorite books . . . his favorite class at TU is Exercise Physiology . . . favorite song is *The Truth* by Jason Aldean . . . his family owns race horses . . . favorite sport to watch besides football is horse racing . . . three words to best describe himself are "inspirational, determined, and resilient" . . . the person, dead or alive, he would most like to meet is Johnny Cash . . . a member of the Fellowship of Christian Athletes . . . parents are Steve and Wanda Dupy . . . has three older sisters . . . majoring in exercise and sports science . . . was born August 30, 1990. (pronounced do-pee)

**Zach
Epps**
Wide Receiver
6-5 • 200 • Fr-RS
Overland Park, Kan.



Tulsa — Was one of several true freshmen to sit out last year due to red-shirt status . . . a big, tall and rangy athlete . . . possesses very good ball skills . . . a big presence at receiver with his size . . . has a good work ethic . . . possesses very good hands . . . can play at inside receiver or on the outside . . . needs to continue to add weight and size to his body . . . was named to the C-USA Commissioner's Academic Honor Roll as a true freshman.

High School — Was named all-East Kansas League second team by the *Kansas City Star* . . . was ranked as the 20th top recruit in the Kansas City area as a senior . . . had 779 receiving yards and eight touchdowns as a junior . . . was one of the top-5 performers at the Kansas State 7-on-7 Camp in the summer of 2010 . . . his father, Reggie Epps, was an all-conference linebacker for Tulsa in 1980.

Personal — Favorite movie is *Braveheart* . . . lists *Hoosiers* as his favorite sports movie . . . his favorite NFL team is the Indianapolis Colts and Peyton Manning is his favorite NFL player . . . three words to best describe himself are "fun, disciplined and awesome" . . . if he were not playing college football, he would be playing basketball . . . favorite childhood game was *Monopoly* . . . his favorite book is *Mere Christianity* by C.S. Lewis . . . if he could play a role in any movie it would be as Obi-Wan in *Star Wars* . . . parents are Reggie and Shara Epps . . . his father played football at Tulsa, while his uncle, Jack, played defensive back with the Kansas City Chiefs . . . majoring in marketing . . . born July 7, 1992 in Indianapolis, Indiana.

**Dane
Evans**
Quarterback
6-2 • 200 • Fr-HS
Sanger, Texas



Tulsa — Enrolled at Tulsa at mid-semester 2012 . . . participated in spring practice . . . possesses good vision and arm strength . . . a hard worker . . . learned the entire offense in three months after graduating from high school early . . . has a good football mind.

High School — Was a four-year letterwinner at Sanger High School . . . started for three years at quarterback . . . led his team to 9-2 records and District runner-up finishes as a junior and senior . . . completed 583-of-905 passes for 9,074 yards and 94 touchdowns in his career . . . also rushed for 628 career yards and nine touchdowns . . . finished his career ranked 15th on the state of Texas' career passing chart . . . completed 64.5-percent of his passes (200-of-310) for 3,265 yards and 36 TDs . . . earned Class 3A second-team all-state merits as a senior . . . was named the District 9-3A MVP both his junior and senior seasons . . . received a *Rivals.com* three-star rating . . . earned first-team all-area honors as a junior and second-team accolades his senior campaign . . . completed 67-percent of his passes for 3,420 yards and 37 TDs as a junior . . . also threw for 2,389 yards for 21 touchdowns in his sophomore campaign . . . was named the District 9-3A Newcomer of the Year and All-Area Newcomer of the Year as a sophomore . . . also lettered three years in track and baseball . . . high school coach was Chuck Galbreath.

Personal — Favorite movie is *Gladiator* . . . lists *Friday Night Lights* as his favorite sports movie . . . his favorite NFL team is the New Orleans Saints . . . Peyton Manning is his favorite NFL player . . . the Atlanta Braves is his favorite professional sports team . . . his favorite sport to watch besides football is baseball . . . favorite musician is Taylor Swift . . . *The Hunger Games* is his favorite book . . . favorite food is chicken fried steak . . . his 2004 Pop Warner football team won the national championship, while

that same year his 12-year-old baseball team won the USSSA World Series and he won the Texas State Wrestling Championship at 92 pounds . . . lists "American Pickers" and "Top Shot" as his favorite TV shows . . . a member of the Fellowship of Christian Athletes . . . parents are Damon and Kathy Evans . . . his father is the offensive coordinator at Sanger High School . . . majoring in business management . . . born November 19, 1993 in Chickasha, Oklahoma.

John Flanders

Defensive Back
5-10 • 170 • Sr-3L

Midwest City, Okla.

#21



Tulsa — A three-year letterwinner . . . has played in 39 career games and has started 22 contests . . . missed the 2011 season . . . has registered 106 career tackles, 10 pass break-ups and two interceptions . . .

2011 — Sat out the season to concentrate on academics . . . **2010** — Started all 13 games . . . totaled 45 tackles, 1.5 stops for -12 yards, five pass break-ups and two interceptions . . . earned honorable mention all-Conference USA accolades . . . totaled three tackles, two pass break-ups and returned an interception 54 yards for a touchdown against Hawai'i . . . had his first career interception against Notre Dame, as his pick-off in the corner of the end zone preserved Tulsa's one-point victory with just seconds remaining in the contest . . . tallied six solo tackles against Tulane and Southern Miss . . . had two tackles, one stop for -2 yards and one pass break-up against Memphis . . . collected a career-best 9 tackles against Bowling Green . . . had four tackles and one sack for -11 yards in the season opener at East Carolina . . .

2009 — Played in all 12 games and had four starts . . . had 24 tackles, including 18 solos, and one fumble recovery . . . his four starts came against Rice, Houston, Southern Miss and Memphis . . . had a season-high five stops against Southern Miss, and added four tackles against both Rice and Houston . . . **2008** — Was a true freshman . . . played in all 14 games and started five contests — SMU, UTEP, Houston, Tulane and Marshall . . . collected 37 tackles and five pass break-ups . . . had a season-best eight stops vs. Tulane and Marshall, while adding one pass break-up in each of those games . . . started his first career game against SMU at cornerback, and had four tackles and one pass break-up . . . tallied seven stops vs. New Mexico . . . **Overall** — Had a good spring after missing last season . . . understands the defense . . . looking for him to provide leadership . . . a physical player and hard worker . . . does a good job of getting hands on the receiver . . . runs well and possesses deceptive speed.

High School — Was a three-year starter at Midwest City High School . . . earned second-team *Tulsa World* all-state honors as a senior . . . helped lead his

team to a 10-1 record, losing in the Class 6A state semifinals to eventual state champion Jenks High School . . . tallied 39 tackles, 11 pass break-ups and four interceptions his senior season . . . was rated as the No. 13 prospect in the state of Oklahoma by *Rivals.com* . . . was ranked as the No. 16 prospect in Oklahoma by *Scout.com* . . . was named to the West team for the Oklahoma Coaches Association all-state game . . . had career totals of 141 tackles and 13 interceptions . . . high school coach was Steve Huff.

Personal — Favorite NFL team is the Pittsburgh Steelers . . . his favorite NFL player is Steelers safety Troy Polamalu . . . his favorite movie is *John Q* . . . lists *The Replacements* as his favorite sports movie . . . his favorite TV show is "The Sopranos" . . . also enjoys watching "Dora the Explorer" . . . favorite book is the *Harry Potter* series . . . his favorite professional athlete is Dwyane Wade . . . has three siblings . . . one younger brother, Timothy, plays football at Sam Houston State, while his youngest brother, James, is a freshman at Tulsa . . . parents are Anthony and Pam Flanders . . . majoring in organizational studies . . . born November 12, 1989.

Flanders' Career Statistics

Defense	G	UT	AT	Tot	Loss	Sack	FR	FF	PBU	INT
2008 (Fr)	14	22	15	37	0/0	0/0	0	0	5	0
2009 (So)	12	18	6	24	1/-2	0/0	1	0	0	0
2010 (Jr)	13	36	9	45	1.5/-12	1/-11	0	0	5	2
2011	Red-shirt									
Totals	39	76	30	106	2.5/-14	1/-11	1	0	10	2

Conner Floyd

Wide Receiver
6-0 • 197 • Fr-RS
Austin, Texas

#80



Tulsa — Was one of several true freshmen to sit out last year due to red-shirt status . . . had a very good spring . . . makes the tough catches . . . blocks well in the run game . . . a great competitor . . . during the spring, looked like the player that stood out at Lake Travis High School to lead his team to the state championship . . . was named to the C-USA Commissioner's Academic Honor Roll as a true freshman.

High School — Earned three letters and started at receiver on three consecutive state championship teams at Lake Travis High School . . . helped lead his team to a three-year mark of 36-2 record . . . missed all but four games of his senior season due to a broken leg . . . in the final three games of the year he came back and caught 12 passes for 182 yards and one TD . . . caught 69 passes for 1,312 yards and 13 touchdowns as a junior as his team finished with a 16-0 record and was ranked No. 2 nationally by *Rivals.com* . . . selected to play in The USA vs.

The World football all-star game after his senior season . . . earned first-team all-state accolades by the Texas Sports Writers Association as a junior . . . was named first-team all-district and second-team all-Central Texas in 2009 . . . had 41 receptions for 735 yards and eight TDs as a sophomore when Lake Travis was ranked No. 2 nationally by *USA Today* . . . was the MVP of the Texas 7-on-7 state championship in the summer of 2010 . . . high school coach was Hank Carter.

Personal — Favorite movie is *Pirates of the Caribbean* . . . his favorite TV show is "Man vs. Wild" . . . the Chicago Bears is his favorite NFL team, while Devin Hester is his favorite NFL player . . . lists Wes Welker of the New England Patriots as his favorite professional athlete . . . favorite books is *Harry Potter* . . . his favorite musician is Taylor Swift . . . lists himself as a Harry Potter nerd . . . the person he would most like to meet, dead or alive, is former Tulsa receiver and Dallas Cowboy great Drew Pearson . . . lists the Texas Rangers and Dallas Mavericks as his favorite professional sports teams . . . his second uncle is former Pittsburgh Steelers great Jack Lambert . . . parents are David and Gina Floyd . . . majoring in business marketing . . . born October 20, 1992.

James Floyd

Offensive Guard
6-2 • 301 • Fr-GS
Fort Worth, Texas

#54



Tulsa — Enrolled at Tulsa in January 2012 . . . sat out last season as a gray-shirt after signing in February 2011 . . . participated in spring drills . . . a big and strong player . . . young player with a lot of promise . . . expected to red-shirt this season.

High School — Was a two-year letterwinner and starter at Paschal High School . . . transferred to Paschal High School from Southwest Christian School where he lettered for two years as a freshman and sophomore . . . started the 2010 season at offensive guard and moved to tackle . . . was named first-team District 4-5A as a senior . . . earned honorable mention all-district 3-5A merits as a junior . . . high school coach was Matt Cook.

Personal — Enjoys hunting and fishing . . . favorite movie is *Blindside* . . . his favorite NFL team is the Dallas Cowboys . . . his favorite professional athlete is Texas Rangers outfielder Josh Hamilton . . . Tim Tebow is his favorite NFL player . . . if he could play any role in a TV show or movie it would be as Jack Bower in "24" . . . his favorite food is cheese enchiladas . . . favorite vacation spot is Crested Butte, Colorado . . . the one word he uses to best describe himself is "passionate" . . . parents are Jim and



Donna Floyd . . . majoring in energy management . . .
born January 7, 1993.

Keyarris Garrett

Wide Receiver
6-4 • 207 • So-1L
Daingerfield, Texas



#1

Tulsa — A returning letterwinner . . . **2011** — Played in seven games . . . missed the North Texas, UAB, Rice, UCF, Houston and BYU games . . . had two receptions for 10 yards . . . saw his first collegiate action at #1 Oklahoma and caught a 4-yard pass . . . **Overall** — Had a great spring . . . added strength and size . . . has the ability to be a dominant player . . . can take a short catch and make it a home run . . . possesses good speed . . . has game-breaking ability . . . continues to gain a good understanding of the game and offense . . . can create match-up problems with his size.

High School — Was a three-year letterwinner and starter at Daingerfield High School . . . was on three Class 2A state championship teams . . . the nation's 88th-ranked receiver by *Rivals.com* his senior season . . . totaled 68 receptions for 1,380 yards and 25 TDs as a senior . . . set Daingerfield High School's single-season (25) and career (35) TD reception record as a senior . . . his high school coach was Barry Bowman.

Personal — Enjoys playing video games . . . favorite movie is *Friday After Next* . . . lists *Coach Carter* as his favorite sports movie . . . his favorite NFL team is the Philadelphia Eagles and his favorite NFL player is Detroit Lions receiver Calvin Johnson . . . Kevin Garnett is his favorite professional athlete . . . his cousin, David Mims, played football at Baylor and professionally with the Kansas City Chiefs . . . most famous person that he has ever met is former Tulsa football player and assistant coach and current Chicago Bears Coach Lovie Smith . . . his uncle David Whitmore played professional football after a collegiate career at Baylor . . . parents are Keiron Garrett and Tiffany Rushing . . . an arts & sciences major . . . born September 26, 1992 in Mt. Pleasant, Texas.

Garrett's Career Statistics

Receiving G	Rec	Yds	Avg	TD	Long	
2011 (Fr)	7	2	10	5.0	0	6

Garrett Gladd

Offensive Tackle
6-3 • 302 • Fr-RS
Sallisaw, Okla.



#68

Tulsa — Was one of several true freshmen to sit out last year due to red-shirt status . . . had a good spring . . . an intelligent player . . . well-rounded lineman . . . will see playing time this year . . . has a bright future.

High School — Was a four-year letterwinner and starter at Sallisaw High School . . . started four years on the offensive line and in last three years at defensive tackle as well . . . earned first-team all-state honors by the *Tulsa World* and *The Oklahoman* as a senior . . . was named to the OCA all-state Class 6A team as a senior . . . was named the 4A-4 District Defensive Player of the Year as a senior . . . ranked as the 11th best prospect in Oklahoma by *Rivals.com* . . . the nation's 74th-ranked offensive lineman by *Rivals.com* . . . graded 87 percent or above in every game during his career . . . registered 54 pancake blocks his senior season . . . made 47 consecutive starts for the Black Diamonds . . . was the state of Oklahoma's top offensive line prospect heading into the season according to the *Tulsa World* . . . high school coach was Craig Benson.

Personal — Enjoys fishing and hunting . . . favorite movie is *Forrest Gump* . . . his favorite sports movie is *Remember the Titans* . . . the Dallas Cowboys is his favorite NFL team and Flozell Adams is his favorite NFL player . . . George Strait is his favorite musician . . . favorite class at TU is American Republic . . . the most famous person he has ever met is former U.S. Secretary of State Condoleezza Rice . . . if he could play a role in any movie it would be John Wayne's role in the 1971 Western film, *Big Jake* . . . the best summer job he's had is driving a delivery truck . . . mother is Lou Ann Gladd . . . an arts & sciences major . . . born November 28, 1991

Cody Green

Quarterback
6-4 • 247 • Jr-RS
Dayton, Texas



#7

Tulsa — Transferred to Tulsa from the University of Nebraska prior to the 2011 season . . . came out of spring practice as the starting quarterback . . . brings a lot of confidence and calmness to the quarterback position . . . has great size and strength . . . possesses a unique skill set.

Previous College — Played in 18 career games and had four starts at Nebraska . . . completed 54-percent of his passes (66-of-122) for 657 yards and five touchdowns in his two seasons . . . threw for 340 yards and three TDs as he completed 33-of-66 passes, while rushing for 96 yards and one touchdown in 2010 . . . received the starting assignment against Iowa State and Colorado in 2010 . . . guided the Huskers to a 31-30 overtime victory against the Cyclones, while completing 7-of-12 passes for 79 yards . . . Completed 10-of-13 passes for 80 yards and two scores, while rushing seven times for 23 yards and a touchdown against Colorado . . . started two games as a true freshman in 2009, coming against Baylor and Oklahoma . . . threw for 317 yards and two touchdowns and rushed for 158 yards and a pair of scores in those two contests . . . compiled 171 yards of total offense, while completing 12-of-21 passes for 128 yards against Baylor . . . was the first true freshman quarterback to start at Nebraska since Tommie Frazier in 1992.

High School — Led Dayton High School to a 13-2 record and a Class 4A state runner-up finish as a senior . . . amassed nearly 5,000 yards of total offense, throwing for 3,265 yards and 37 touchdowns, while rushing for 1,610 yards and 25 touchdowns his senior season . . . produced more than 1,000 yards passing and nearly 800 rushing yards in six playoff games in leading the Broncos to the state title game as a senior . . . passed for 329 yards and six touchdowns, while rushing for 94 yards in the 4A state title game . . . was named first-team all-area by the *Houston Chronicle* . . . earned honorable mention Class 4A all-state accolades by the *Associated Press* his senior season.

Personal — Enjoys fishing . . . favorite movie is *Finding Nemo* . . . favorite TV show is "Last Man Standing" . . . his favorite sports movie is *Remember the Titans* . . . his favorite non-sports related role model is Denzel Washington . . . lists Peyton Manning as his favorite NFL player . . . if he could play any other position on the football team, it would be left tackle . . . his career aspiration is to start his own fishing guide business . . . if he could create an *ESPN SportsCenter* highlight, it would be about the top 10 fish he has caught . . . if he were forced to give up all of his possessions but one, he would keep his fishing poles . . . a member of the Fellowship of Christian Athletes . . . parents are Sherman Green and Chandra Green . . . stepfather is Alex Barnes . . . majoring in business management . . . born June 2, 1991.

Green's Career Statistics (@ Nebraska)

Passing G	Comp	Att	Yds	Int	TD	Pct	Ypg	Long
2009 (Fr)	9	33	62	317	2	53.2	35.2	45
2010 (So)	9	33	60	340	1	55.0	37.8	33
Totals	18	66	122	657	3	54.0	36.5	45

Rushing	G	Att	Gain	Loss	Net	TD	Avg	Long
2009 (Fr)	9	31	170	17	158	2	5.1	49
2010 (So)	9	37	122	26	96	1	2.6	22
Totals	18	68	292	43	254	3	3.7	49

Jared Grigg

Offensive Tackle
6-4 • 280 • Sr-2L
Hindsville, Ark.

#72



Tulsa — A two-year letterwinner . . . has played in 25 career games . . . **2011** — Played in all 13 games . . . mostly on special teams . . . played eight snaps at left tackle against Tulane . . . **2010** — Missed the season due to injury . . . **2009** — Played in all 12 games . . . played on special teams in all 12 games, and saw playing time on the offensive line as well . . . saw playing time on the offensive line at Oklahoma and against Sam Houston State . . . had his first collegiate start against SMU at left tackle . . . played the entire second half at right tackle against Rice . . . **2008** — Was one of several true freshmen to sit out the 2008 season due to red-shirt status . . . **Overall** — Came out of spring drills as the starting left tackle . . . has been hampered with injuries . . . versatile enough to play both tackle positions . . . a veteran player who provides leadership and knowledge of the offense . . . important for him to have a great season.

High School — Was a two-year letterwinner and starter at Har-ber High School . . . started at left tackle as a senior and right tackle his junior campaign . . . helped lead his team to a 10-3 record as a senior while being credited with 49 knockdowns . . . was a first-team all-Arkansas selection as named by the *Arkansas Democrat-Gazette* . . . earned a 95-percent grade for the Arkansas Class 7 West co-championship and state runner-up team . . . earned all-state and all-conference accolades . . . named to the *Arkansas Democrat-Gazette* AP Super Team as a senior . . . high school coach was Chris Wood.

Personal — Favorite movie is *Braveheart* . . . enjoys fishing and hunting . . . his favorite TV show is "Justified" . . . favorite sports movie is *Remember the Titans* . . . his favorite NFL team is the Pittsburgh Steelers . . . his favorite food is pizza . . . the most famous person he's ever met is Herschel Walker . . . craziest ambition is to own his own private lake . . . parents are Steve Grigg and Dawn Bush . . . has two older siblings . . . majoring in exercise and sports science . . . born January 28, 1990 in Fayetteville, Arkansas.

Donnell Hawkins

Linebacker
6-1 • 221 • Jr-2L
Copperas Cove,
Texas

#43



Tulsa — A two-year letterwinner . . . enrolled at mid-semester 2010 after completing his prep education at Copperas Cove (Texas) High School . . . has played in 26 career games . . . has tallied 31 tackles in his two seasons . . . **2011** — Played in all 13 games . . . had nine tackles and one fumble recovery . . . collected three tackles against North Texas . . . totaled two stops in the season opener at #1 Oklahoma . . . **2010** — Played in 13 games . . . saw most of his playing time on special teams . . . was credited with 22 tackles and 1.5 stops for -4 yards . . . had a season-high six tackles against Tulane . . . also totaled three stops each against UCA and Rice . . . **Overall** — Will compete for the starting linebacker spot at MIKE . . . has matured as a football player . . . a very dependable and hard worker . . . a very passionate player . . . possesses good size and speed.

High School — Was a three-year letterwinner at Copperas Cove High School . . . started at linebacker as a junior and senior . . . helped his team post a three-year mark of 32-9, while tallying 258 career tackles . . . had 92 tackles, nine stops for lost yardage and two sacks in six games as a senior . . . missed five games his senior season due to a shoulder injury . . . collected 147 tackles, 18 stops for lost yardage and six sacks in 15 games as a junior . . . earned all-district accolades during his junior season . . . played strong safety and linebacker as a sophomore . . . totaled 19 tackles and 12 stops for lost yardage in his sophomore season . . . also lettered two years in track . . . high school coach was Jack Welch.

Personal — Favorite sports movie is *Remember the Titans* . . . his favorite movie is *Love Don't Cost a Thing* . . . his favorite NFL team is the Miami Dolphins . . . "Fresh Prince of Bel Air" is his favorite TV show . . . enjoys playing video games . . . the three words he uses to best describe himself are "nice, calm and funny" . . . the person he would most like to meet, dead or alive, is Martin Luther King, Jr. . . . his favorite book is *Maniac Magee* . . . a member of the Fellowship of Christian Athletes . . . parents are Luke and LaTanya McNair . . . majoring in exercise and sports science . . . born December 4, 1991 in Clarksville, Tennessee.

Hawkins' Career Statistics

Defense	G	UT	AT	Tot	Loss	Sack	FR	FF	PBU	INT
2010 (Fr)	13	11	11	22	1.5/-4	0.5/-1	0	0	0	0
2011 (So)	13	6	3	9	0/0	0/0	1	0	0	0
Totals	26	17	14	31	1.5/-4	0.5/-1	1	0	0	0

Kalen Henderson

Quarterback
6-0 • 210 • So-1L
Mount Airy, La.

#15



Tulsa — A returning letterwinner . . . **2011** — Played in five games . . . missed the Oklahoma, UAB, Rice, SMU, UCF, UTEP and Houston games . . . threw for 122 yards and three TDs . . . saw his most extensive playing time against #7 Oklahoma State, while completing six passes for 104 yards and two touchdowns . . . completed 1-of-2 passes at #4 Boise State, as the completion went for a 13-yard TD . . . saw his first collegiate action vs. Tulane and completed 1-of-3 passes for five yards . . . **2010** — Was one of several true freshman to sit out the 2010 season due to red-shirt status . . . **Overall** — A big and physical quarterback . . . has transformed himself from when he first arrived on campus . . . a dual-threat quarterback . . . has a strong arm . . . has developed the rest of his game . . . improved his accuracy during spring drills.

High School — Was a three-year letterwinner and starter at East St. John High School . . . completed 71-of-151 passes for 1,734 yards and 21 TDs in his senior season, while rushing for 534 yards and 11 touchdowns . . . his team finished as the district runner-up in 2009 . . . was named to the all-Parish team and earned second-team all-district honors . . . threw for 1,011 yards and 11 touchdowns, while completing 57-of-94 passes as a junior . . . also gained 300 yards and seven TDs on the ground . . . high school coach was Larry Dauterive.

Personal — Favorite football movie is *Ali* . . . his favorite NFL team is the New Orleans Saints . . . Drew Brees is his favorite NFL player . . . favorite food is crawfish . . . his favorite athlete is Kobe Bryant of the Los Angeles Lakers . . . if he could play a role in any movie, it would be as Seth in the movie *Superbad* . . . majoring in business management with a minor in accounting . . . parents are Brandon Henderson and Uneika Robinson . . . stepmother is Tonya Henderson . . . born June 24, 1992 in Metairie, Louisiana

Henderson's Career Statistics

Passing	G	Comp	Att	Yds	Int	TD	Pct	Ypg	Long
2010 Red-shirt									
2011 (Fr)	5	8	29	122	4	3	27.6	24.4	43
Rushing	G	Att	Gain	Loss	Net	TD	Avg	Long	
2010 Red-shirt									
2011 (Fr)	5	23	66	47	19	0	3.8	9	



Alec Henry

Offensive Guard
6-3 • 335 • So-SQ
Broken Arrow, Okla.



Tulsa — A squad member . . . has not seen action . . . has been plagued by injuries . . . signed with Tulsa in February 2010, but had a gray-shirt season . . . enrolled at Tulsa at mid-semester 2011 . . . **2011** — Missed spring drills in 2011 after coming off of knee surgery . . . **Overall** — Has not had the opportunity to be evaluated due to injury issues . . . has a big body.

High School — Was a three-year letterwinner and two-year starter at Tulsa Union High School . . . started his junior and senior seasons on the offensive line . . . played the center position as a senior . . . started at nose guard in his sophomore season . . . helped lead his team to two straight Class 6A state titles as a junior and senior . . . was on teams that posted a three-year mark of 39-3 . . . received second-team *Tulsa World* all-state merits his senior season . . . earned first-team *Tulsa World* all-metro honors and was an all-district selection as an offensive lineman his senior season . . . made the transition to offense from the defensive line during the 2008 season . . . was credited with 50 career knockdowns and 58 tackles . . . earned honorable mention all-state honors as a junior and was an all-district selection . . . totaled 43 tackles in his sophomore campaign . . . high school coach was Kirk Fridrich.

Personal — Favorite movie is *Tommy Boy* . . . his favorite sports movie is *Jerry Maguire* . . . the New England Patriots is his favorite NFL team . . . lists Vince Wilfork is his favorite NFL player . . . his favorite sports teams are all from Boston — the Red Sox, Celtics and Patriots . . . Chinese is his favorite food . . . his favorite athlete is Rob Gronkowski of the New England Patriots . . . his favorite book is *Bleachers* by John Grisham . . . has three younger siblings . . . parents are Patrick and Jane Henry . . . majoring in business marketing . . . born July 25, 1991 in Lawton, Oklahoma.

Chris Hummingbird
Defensive End
6-2 • 258 • So-1L
Tahlequah, Okla.



Tulsa — A returning letterwinner . . . **2011** — Played in five games . . . credited with one tackle . . . saw limited action on special teams against Boise State, Rice, Marshall, UTEP and BYU . . . did not participate in 2011 spring drills . . . **2010** — Was not on the roster

in 2010, but attended classes at Tulsa . . . did not participate in spring drills . . . **Overall** — Made the switch from linebacker to defensive end after spring drills . . . the move to defensive end give him more of an opportunity to get on the field . . . possesses good size and athletic ability . . . a physical player . . . earned the GATES academic scholarship for college.

High School — Was a four-year letterwinner and starter at Tahlequah Sequoyah High School . . . was on teams that posted a four-year overall record of 42-5 . . . was credited with 75 tackles, five sacks and two fumble recoveries as a senior . . . totaled 65 tackles in both his sophomore and junior seasons . . . also lettered four times in power-lifting and twice each in track and wrestling . . . placed fourth in the state wrestling meet as a senior in the 215 pound class . . . advanced to the state track meet as a senior in the shot put . . . was his class president . . . high school football coach was Brent Scott.

Personal — Favorite sports movie is *Remember the Titans* . . . his favorite TV show is "Walking Dead" . . . lists *Lion King* as his favorite movie . . . the Minnesota Vikings is his favorite NFL team, while Adrian Peterson is his favorite NFL player . . . Kevin Durant is his favorite professional athlete . . . the Oklahoma City Thunder is his favorite professional sports team . . . the most famous person he has ever met is St. Louis Rams quarterback Sam Bradford . . . the *Bible* is his favorite book . . . the youngest of three boys . . . a member of the Fellowship of Christian Athletes . . . mother is Karen Hummingbird . . . majoring in exercise and sports science . . . born June 25, 1992 in Oklahoma City, Oklahoma.

Hummingbird's Career Statistics

Defense	G	UT	AT	Tot	Loss	Sack	FR	FF	PBU	INT
2011 (Fr)	5	0	1	1	0/0	0/0	0	0	0	0

Derrick Jackson
Defensive Tackle
6-2 • 294 • Sr-3L
Del City, Okla.



Tulsa — A three-year letterwinner and returning starter . . . has played in 33 career games and has 15 career starts . . . has tallied 49 career tackles and 7.5 stops for -16 yards . . . **2011** — Started all 13 games . . . had 25 tackles and 5.5 stops for -14 yards . . . had a career-best five tackles, including one TFL for -1 yard, against #7 Houston . . . totaled three tackles, including one sack for -7 yards, against SMU . . . had five games with two tackles . . . started his third career game in the season opener at #1 Oklahoma . . . **2010** — Played in all 13 games and started two contests . . . compiled 18 tackles, two stops for -2 yards and one fumble recovery . . . had his first career start at SMU, and also started the Tulane game . . . collected four tackles and one pass break-up against

Tulane . . . also had two stops against Oklahoma State, Memphis, Rice and UTEP . . . **2009** — Played in seven games . . . was credited with six tackles on the season . . . had a season-best four tackles against Sam Houston State . . . split time on the defensive and offensive lines in 2009 spring drills . . . made the move back to the defensive line in 2009 preseason camp . . . **2008** — Was one of several freshmen to sit out the season due to red-shirt status . . . **Overall** — Provides leadership on the interior . . . an intelligent and powerful player . . . a hard worker . . . uses his handles well . . . possesses good strength . . . has ability to earn post-season conference accolades . . . has been named to the C-USA Academic Honor Roll in each of his first four years at Tulsa.

High School — Was a four-year letterwinner and starter at Del City High School . . . started four years on the offensive line and his final two seasons on the defensive front . . . totaled 34 tackles and four stops for lost yardage his senior season . . . graded out at 90-percent from his offensive line position, while tallying 94 knockdowns . . . earned first-team all-district and first-team all-Mid-State Conference honors his senior campaign . . . was named an Oklahoman all-city selection as a senior . . . totaled 18 tackles his junior season, while earning honorable mention all-city honors by *The Oklahoman* . . . played in the Oil Bowl featuring Oklahoma vs. Texas all-stars . . . high school coach was Nick Warehime.

Personal — Favorite TV show is "Family Guy" . . . his favorite NFL team is the New Orleans Saints . . . lists Dwight Freeney as his favorite NFL player . . . his favorite pro sports team is the Oklahoma City Thunder . . . enjoys drawing . . . the most impressive person he has met in his lifetime is Chuck Norris . . . shoe size is 15 . . . his cousin, Robert Royal, has played in the NFL with the Buffalo Bills and the Cleveland Browns . . . parents are Hollis and Cathy Jackson . . . has three older brothers . . . majoring in graphic design . . . born May 12, 1990 at the Bitburg Air Base in Germany.

D. Jackson's Career Statistics

Defense	G	UT	AT	Tot	Loss	Sack	FR	FF	PBU	INT
2008 Red-shirt										
2009 (Fr)	7	3	3	6	0/0	0/0	1	0	0	0
2010 (So)	13	7	11	18	2/-2	0/0	1	0	1	0
2011 (Jr)	13	13	12	25	5.5/-14	1/-7	0	0	0	0
Totals	33	23	26	49	7.5/-16	1/-7	2	0	1	0

Shawn Jackson
Linebacker
6-0 • 251 • Jr-2L
Tulsa, Okla.



Tulsa — A two-year letterwinner and starter . . . enrolled in January 2010 . . . signed with Tulsa in February 2009, but gray-shirted that season . . . has played in 26 career games and has 23 starts . . . enrolled in January 2010 . . . signed with Tulsa in

February 2009, but gray-shirted that season . . . has 189 career tackles, 26.5 stops for -126 yards and 13 sacks for 88 yards . . . a two-time Conference USA honorable mention selection . . . **2011** — Played and started all 13 games . . . ranked second on the team with 101 tackles and had 11 stops for -52 yards, five pass break-ups, two interceptions, one forced fumble and one fumble recovery . . . has four double-figure tackle games . . . earned honorable mention all-C-USA honors . . . totaled nine tackles, three stops for -20 yards and one pass-break-up against BYU in the Bell Helicopter Armed Forces Bowl . . . compiled 13 tackles and 1.5 sacks for -14 yards against #7 Houston . . . had six tackles and a 34-yard interception return for a touchdown at UTEP . . . totaled nine tackles, three stops for -7 yards and one pass break-up against Marshall, while earning C-USA Defensive Player of the Week honors . . . totaled 11 tackles, including 10 solos and one sack for -8 yards against North Texas . . . registered 10 tackles, including nine solos, and added an interception for an 11-yard return against #7 Oklahoma State . . . had 12 tackles at #1 Oklahoma in the season opener . . . **2010** — Played in all 13 games, and started 10 contests . . . earned C-USA all-freshman team honors and was an honorable mention all-C-USA selection . . . earned Phil Steele's magazine Freshman All-America second team honors, while earning honorable mention accolades by Collegefootballnews.com . . . was in the starting lineup against Bowling Green, Oklahoma State, Central Arkansas, Tulane, Notre Dame, Rice, Houston, UTEP, Southern Miss and Hawai'i games . . . ranked second on the team with 88 tackles and led the team in tackles for lost yardage and quarterback sacks . . . had 15.5 tackles for -74 yards and 8.5 sacks for -55 yards, while also adding two interceptions . . . totaled eight tackles and three sacks for -18 yards at Hawai'i . . . had nine tackles, one stop for -2 yards and one forced fumble against Southern Miss . . . collected eight tackles, three stops for -10 yards and one pass break-up against UTEP . . . had nine tackles, one pass break-up and one forced fumble against Rice . . . tallied six stops, one tackle for -7 yards, two quarterback hurries and a 66-yard interception return for a touchdown at Notre Dame . . . was named the C-USA Defensive Player of the Week for his performance against Notre Dame . . . registered eight tackles, 2.5 stops for -18 yards and 1.5 sacks for -13 yards against Tulane . . . compiled eight stops and one tackle for -3 yards at Oklahoma State . . . had eight tackles, 2.5 stops for -12 yards and one interception in his first career start against Bowling Green . . . **Overall** — Possesses good size and athleticism . . . an explosive and consistent player . . . has a knack for making big plays . . . a big hitter . . . has a knack for finding the football in run and pass situations . . . improved his coverage skills during spring drills.

High School — Played quarterback and linebacker at McLain High School . . . was a three-time first-team all-metro selection by the *Tulsa World* . . . accounted for 8,422 total yards and 95 touchdowns in his career, while totaling 522 career tackles . . . rated as the No. 25 prospect in the state of Oklahoma by *Rivals.com* . . . received a three-star rating by *Rivals.com* . . . earned first-team *Tulsa World* all-state accolades as a senior . . . was also named a second-team all-state selection by *The Oklahoman* . . . rushed for 2,224 yards and 28 TDs, while passing for 1,112 yards in his senior season . . . collected 133 tackles, three sacks and three fumble recoveries as a senior.

Personal — Favorite sports movie is *Friday* . . . his favorite sports movie is *Remember the Titans* . . . his favorite TV show is "My Wife and Kids" . . . his favorite NFL team is the San Francisco 49ers and Pat Willis is his favorite NFL player . . . his favorite professional team is the Oklahoma City Thunder . . . favorite food is chicken . . . the one word he uses to best describe himself is "motivated" . . . parents are Prentiss Elliott and Shonda Cato . . . majoring in Education . . . born July 6, 1990.

S. Jackson's Career Statistics

Defense	G	UT	AT	Tot	Loss	Sack	FR	FF	PBU	INT
2010 (Fr)	13	49	39	88	15.5/-74	8.5/-55	1	2	2	2
2011 (So)	13	67	34	101	11/-52	4.5/-33	1	1	5	2
Totals	26	116	73	189	26.5/-126	13/-88	2	3	7	4

Jordan James

Wide Receiver
6-2 • 203 • Jr-2L
Lafayette, La.



Tulsa — A returning letterwinner and starter . . . has played in 23 career games . . . has totaled 32 career receptions for 418 yards and one TD . . . **2011** — Played in 12 games and started 11 of those contests . . . missed the North Texas game with an injury . . . had 391 yards on 31 catches to rank fourth on the team in receiving . . . had four receptions for 43 yards against #7 Houston . . . caught his first career touchdown on a 27-yarder at UTEP . . . totaled a team-best 74 yards on six catches against UCF . . . his best career game came with three receptions for 87 yards against UAB . . . had a career-long 68-yard reception against UAB . . . had 70 yards on three receptions at Tulane in his first career start . . . **2010** — Played in 11 games . . . caught one pass for 27 yards on the season, coming against Rice . . . **2009** — Was one of several freshmen to sit out the 2009 season due to red-shirt status . . . **Overall** — An extremely hard worker . . . possesses a great attitude and work effort . . . has great knowledge and understanding of the game . . . a physical receiver . . . a dominant run blocker in the run game . . . shows improvement all the time as a receiver . . . possesses good size and strength . . . strong to the ball . . . expecting a big year in 2012.

High School — Was a three-year letterwinner and starter at St. Thomas More High School . . . earned a rating of No. 59 in the state of Louisiana by *Rivals.com* . . . totaled career statistics of 86 receptions for 1,400 yards and 18 touchdowns in his three seasons . . . had 40 receptions for 750 yards and six touchdowns as a senior . . . had 38 catches for 648 yards and 10 TDs during his junior season . . . was a two-time all-district selection . . . earned all-state and first-team all-Acadiana area accolades his senior season . . . had personal-best times of 10.9 in the 100-meters and 22.6 in the 200-meters . . . was a state finalist in the triple jump as a junior with a jump of 44.10 . . . high school coach was Jim Hightower.

Personal — Favorite movie is *Safe House* . . . his sports movie is *Remember the Titans* . . . his favorite NFL team is the New Orleans Saints . . . favorite NFL player is receiver Marques Colston . . . his favorite pro athlete is LeBron James . . . his favorite TV show is "Lizard Lick Towing" . . . favorite vacation spot is the Bahamas . . . his favorite class at TU is Plagues and Pestilence . . . the three words he uses to best describe himself are "determined, funny and focused" . . . favorite food is seafood . . . parents are Calvin and Jacqueline James . . . his father played football at Louisiana-Lafayette . . . majoring in exercise and sports science . . . born January 30, 1991 in Houston, Texas.

James' Career Statistics

Receiving	G	Rec	Yds	Avg	TD	Long
2009 Red-shirt						
2010 (Fr)	11	1	27	27.0	0	27
2011 (So)	12	31	391	12.6	1	68
Totals	23	32	418	13.1	1	68

James' Career Statistics

Receiving	G	Rec	Yds	Avg	TD	Long
2009 Red-shirt						
2010 (Fr)	11	1	27	27.0	0	27
2011 (So)	12	31	391	12.6	1	68
Totals	23	32	418	13.1	1	68

DeWitt
Jennings III
Linebacker
5-10 • 211 • Jr-2L
Bixby, Okla.



Tulsa — A returning letterwinner . . . has played in 25 career games and has four starts . . . has totaled 56 career tackles and two pass break-ups . . . **2011** — Played in all 13 games . . . was credited with 25 tackles . . . tallied three stops against Rice and had four tackles vs. UAB . . . had a season-best five tackles vs. North Texas . . . totaled three stops in the season opener at #1 Oklahoma and at #4 Boise State . . . **2010** — Was one of several true freshmen to earn a letter . . . played in 12 games and had four starts . . . missed the Southern Miss contest . . . started the Tulane, Notre Dame, Rice and Hawai'i games . . . totaled 31 tackles, including 19 solos, and two pass break-ups . . . tallied three tackles in his first career game against East Carolina . . . had a game-high 10 tackles and added one stop for -3 yards and one pass break-up against Rice . . . received his first career start at safety against Tulane, and was credited with three tackles . . . started at Notre Dame and totaled six tackles and one pass break-up . . . also collected three solo tackles at SMU . . . **Overall** — A very mobile and athletic player . . . has the ability to make a big impact at linebacker . . . possesses big play



ability . . . will improve with more game experience.

High School — Was a four-year letterwinner and three-year starter at Bixby High School . . . earned first-team *Tulsa World* all-state and all-metro honors as a defensive back . . . was credited with 86 tackles and three interceptions as a senior . . . helped lead the Spartans to the Class 5A state title game as a sophomore and senior . . . had 41 tackles in four state playoff games his senior campaign . . . ranked 24th in the state of Oklahoma by *Rivals.com* . . . rushed for 1,388 yards and 17 touchdowns his senior season, and gained 853 yards and 12 TDs in his junior campaign . . . rushed for a career-best 297 yards against Skiatook High School as a senior . . . completed 5-of-5 passes for 95 yards and one TD as a senior . . . named to the Oklahoma Coaches Association East All-State Team . . . had 104 tackles as a sophomore . . . high school coach was Pat McGrew.

Personal — Favorite NFL team is the Philadelphia Eagles . . . his favorite TV show is "Walking Dead" . . . his favorite movie is *Scent of a Woman* . . . lists *Facing the Giants* as his favorite sports movie . . . favorite NFL player is New York Jets cornerback Darrelle Revis . . . three words he uses to best describe himself are "honest, caring and unique" . . . if he could play a role in any movie it would be Vin Diesel's role in *Fast and Furious* . . . enjoys writing poetry . . . favorite food is Chinese . . . his uncle, Tracy Moore, played basketball at Tulsa in the 1980's . . . a member of the Fellowship of Christian Athletes . . . parents are DeWitt Jennings and Angela Jackson . . . majoring in exercise and sports science . . . born October 27, 1991.

Jennings' Career Statistics

Defense	G	UT	AT	Tot	Loss	Sack	FR	FF	PBU	INT
2010 (Fr)	12	19	12	31	1/-3	0/0	0	0	2	0
2011 (So)	13	14	11	25	1/-1	0/0	0	0	0	0
Totals	25	33	23	56	2/-4	0/0	0	0	2	0

Jack Jewell
Defensive Tackle
6-5 • 287 • Jr-1L
Norman, Okla.



Tulsa — A returning letterwinner . . . **2011** — Played in nine games . . . missed the UAB, SMU, UCF and BYU games . . . had 10 tackles and one fumble recovery . . . registered a career-high three tackles against Marshall . . . saw his first collegiate action in his hometown of Norman against #1 Oklahoma and tallied two tackles against the Sooners . . . recovered a fumble at Tulane . . . missed the 2011 spring after coming off of knee surgery . . . **2010** — Was a squad member, but did not see action . . . **2009** — Was one of several true freshmen to red-shirt during the season . . . **Overall** — Big and strong . . . has long arms . . . possesses good toughness . . . made improvement

during the spring . . . will be expected to contribute this year.

High School — Was a three-year letterwinner and starter at defensive tackle . . . played his junior and senior seasons at Norman High School and his freshman and sophomore years at Bellevue West High School in Nebraska . . . earned honorable mention all-state accolades by *The Oklahoman* and *Tulsa World* as a senior . . . was a Big All-City second-team defensive end selection by *The Oklahoman* his senior campaign . . . had 191 career tackles and 27 quarterback sacks . . . totaled 65 tackles and 11 sacks his senior season . . . was named his team's Most Valuable Player . . . high school coach was Greg Nation.

Personal — Favorite movie is *Bill and Ted's Excellent Adventure* . . . shoe size is 17 . . . if he could play any other position, it would be wide receiver . . . his favorite musical group is Led Zeppelin . . . favorite sport to watch and participate in besides football is wrestling . . . parents are John and Erin Jewell . . . majoring in organizational studies . . . born April 6, 1990 at Tinker Air Force Base.

Jewell's Career Statistics

Defense	G	UT	AT	Tot	Loss	Sack	FR	FF	PBU	INT
2009 Red-shirt										
2010 (Fr)	DNP									
2011 (So)	9	8	2	10	0/0	0/0	1	0	0	0

Freeman Kelley
Wide Receiver
5-11 • 195 • Jr-2L
Lancaster, Texas



Tulsa — A two-year letterwinner . . . has played in 21 career games . . . has two career receptions for 29 yards and 571 kickoff return yards for a 21.1 average in 27 returns . . . **2011** — Played in 12 games . . . had 470 yards in all-purpose yards . . . had a team-best 459 kickoff return yards for a 20.9 average on 22 returns . . . had four returns for 84 yards at Rice . . . totaled a season-high 100 yards on four returns vs. UAB . . . had his only reception with an 11-yarder against #7 Oklahoma State . . . returned four kicks for 81 yards against #1 Oklahoma . . . had two returns for 56 yards at #4 Boise State . . . **2010** — Sat out the season . . . **2009** — Played in nine games . . . was one of several true freshmen to letter during the 2009 campaign . . . caught one pass for 18 yards, coming against Houston . . . also returned five kick-offs for 112 yards and a 22.4 average . . . **Overall** — Possesses great speed and athleticism . . . has a great burst . . . has playmaking ability . . . has been hampered with injuries during his career . . . needs to stay healthy.

High School — Was a three-year letterwinner and starter at Lancaster High School . . . had 34 receptions for 654 yards, a 19.3 yard average per catch and nine touchdowns in his senior season . . . was an all-district selection as a senior . . . had 20 catches for 216 yards as a junior . . . also lettered three years in track, and had a personal-best time of 10.7 in the 100 meters and a long jump of 23.2 . . . high school coach was Andrew Jackson.

Personal — Favorite movie is *Madagascar* . . . favorite TV show is "Family Guy" . . . his favorite NFL team is the Dallas Cowboys, and his favorite NFL player is Larry Fitzgerald . . . his favorite book is *Monster* by Walter Dean Myers . . . lists *Facing the Giants* as his favorite sports movie . . . enjoys cooking, dancing, singing and drawing . . . the three words he uses to best describe himself are "ambitious, funny and hard worker" . . . the most famous person he's ever met is Muhammad Ali . . . was a boy scout for two years . . . favorite class at TU is Sign Language . . . the person he would most like to meet, dead or alive, is his father, who died when Freeman was one-year-old . . . has two older sisters . . . mother is Linda Kelley . . . majoring in organizational studies . . . born February 25, 1991

Kelley's Career Statistics

Receiving	G	Rec	Yds	Avg	TD	Long
2009 (Fr)	9	1	18	18.0	0	18
2010 Red-shirt						
2011 (So)	12	1	11	11.0	0	11
Totals	21	2	29	14.5	0	18

KO Returns	G	No	Yds	Avg	TD	Long
2009 (Fr)	9	5	112	22.4	0	41
2010 Red-shirt						
2011 (So)	12	22	459	20.9	0	37
Totals	21	27	571	21.1	0	41

Joe King IV
Defensive Tackle
6-6 • 309 • Sr-1L
Oklahoma City, Okla.



Tulsa — A returning letterwinner . . . transferred to Tulsa prior to the 2010 season from Texas Tech . . . **2011** — Moved from the offensive line to defensive tackle in the final week of the 2011 preseason camp . . . played in all 13 games . . . had 10 tackles, one stop for -12 yards, one forced fumble and one pass break-up . . . his one tackle against SMU was for a 12-yard loss . . . totaled two tackles in his first career game on defense against #1 Oklahoma . . . **2010** — Sat out the season after transferring from Texas Tech . . . **Overall** — Has great height and size . . . a very coachable player . . . will be a valuable role player.

Previous College — Red-shirted at Texas Tech in 2008.

High School — Played at Putnam City North High School . . . started at tackle for a Panther offense that averaged 23 points per game and propelled North to an 8-3 record and a berth in the Class 6A state playoffs in 2007 was a second-team all-state selection by the *Tulsa World* as a senior . . . was a member of the 2007 *OKPrepXtra.com* Class 6A all-state first team . . . rated as a three-star prospect, the No. 2 offensive lineman and No. 15 overall player in the state on *Rivals.com* Oklahoma Top-25 List for 2008 . . . also listed as the No. 79 offensive tackle recruit in the nation by *Rivals* . . . ranked the No. 98 offensive tackle nationally by *Scout.com* . . . high school football coach was Bob Wilson.

Personal — Favorite movie is *Top Gun* . . . his favorite football movie is *Any Given Sunday* . . . favorite TV show is "Family Guy" . . . favorite book is *The Lost Symbol* . . . his favorite NFL team is the Tampa Bay Buccaneers . . . the Los Angeles Lakers is his favorite professional sports team and Kobe Bryant is his favorite pro athlete . . . if he could play a role in any movie, it would be the starring role in *Forrest Gump* . . . favorite musician is Willie Nelson . . . his grandfather is Pro Football Hall of Famer Ollie Matson . . . has three older sisters . . . parents are Dr. Joseph King III and Barbara King . . . majoring in psychology . . . born July 29, 1990 in Americus, Georgia.

King's Career Statistics

Defense	G	UT	AT	Tot	Loss	Sack	FR	FF	PBU	INT
2010	Red-shirt									
2011 (So)	13	6	4	10	1/-12	0/0	0	1	1	0

Zack Langer
Running Back
5-11 • 204 • Fr-RS
Jenks, Okla.



Tulsa — Was one of several true freshmen to sit out last year due to red-shirt status . . . had a good spring . . . a downhill runner . . . received a good portion of the reps in spring practice at running back . . . got stronger as the spring progressed . . . has good toughness . . . possesses good hands . . . catches the ball well out of the backfield . . . needs game experience. . . made the C-USA Commissioners Academic Honor Roll in his first year.

High School — Was a three-year letterwinner and Jenks High School . . . earned honorable mention all-state merits by the *Tulsa World* his senior season . . . was also an all-metro selection by the *Tulsa World* . . . led Class 6A in rushing with 2,446 yards and scoring with 39 touchdowns as a junior . . . as a junior, rushed for a school record 320 yards against Edmond Memorial and tallied 294 yards and seven TDs against Bartlesville in his junior season . . . was a first-team *Tulsa World* all-state selection as a junior . . . high school coach was Allan Trimble.

Personal — Favorite sports movie is *Remember the Titans* . . . his favorite TV show is "Two and a Half Men" . . . Adrian Peterson is his favorite NFL player and the Minnesota Vikings is his favorite NFL team . . . his favorite musical group is Sidewalk Prophets . . . biggest sports thrill was winning the National High School Player of the Week . . . the three words he uses to best describe himself are "athletic, hard working and dedicated" . . . favorite sport to watch and play besides football is baseball . . . parents are Nick and Lidia Langer . . . majoring in business marketing . . . born October 3, 1992 in Monticello, Minnesota.

Gary Lee
Defensive Tackle
6-5 • 283 • Fr-RS
Tulsa, Okla.



Tulsa — Was one of several true freshmen to sit out last year due to red-shirt status . . . good athleticism with a big body . . . possesses the tools to be an effective defensive lineman . . . needs to add maturity . . . has good upside . . . will compete for playing time this year.

High School — Earned second-team *Tulsa World* all-metro accolades as an offensive lineman in his senior season at Victory Christian High School . . . was an honorable mention all-state selection by the *Tulsa World* . . . was selected to play in the OCA All-State Game . . . named to the Coaches Aid Class 3A East All-Star Team as a senior . . . high school coach was Brent Marley.

Personal — Favorite movie is *Gladiator* . . . his favorite sports movie is *Rookie of the Year* . . . lists the Pittsburgh Steelers as his favorite NFL team . . . favorite NFL player is Terrell Suggs . . . steak is his favorite food . . . his favorite book is *Lord of the Rings* . . . favorite vacation spot is Sanibel Island in Florida . . . parents are Gary Robert Lee and Melissa Anne Lee . . . an arts & sciences major . . . born October 26, 1972.

Derrick Luetjen
Defensive Tackle
6-3 • 279 • Fr-RS
Hennessey, Okla.



Tulsa — Was one of several true freshmen to sit out last year due to red-shirt status . . . possesses good techniques . . . an intelligent and dependable player . . . has an opportunity to contribute in the defensive line rotation . . . has a bright future . . . was a C-USA Academic Medal Winner (3.75+ GPA) in his first year.

High School — Was a four-year letterwinner and starter at Hennessey High School . . . started at offensive tackle and defensive tackle all four years . . . helped lead his team to the Class 2A state championship in 2010 . . . earned first-team *Tulsa World* all-state honors as a defensive end as a senior . . . was named to *The Oklahoman* all-state second team his senior season, and also earned first-team Little All-City honors by *The Oklahoman* . . . earned OCA all-state honors as a senior . . . was named the District Defensive MVP . . . was credited with 107 tackles, 12 sacks, 14 stops for lost yardage, 26 QB pressures and three forced fumbles his senior season . . . completed his career with 268 tackles and 29 sacks . . . totaled 64 tackles, nine sacks, 10 TFLs and 16 QB pressures in his junior season . . . earned honorable mention all-state merits as a junior by *The Oklahoman* . . . high school coach was Shannon Watford . . . also lettered four years in power-lifting and two years in track . . . was the Class 2A state champion in the shot put as a junior . . . high school football coach was Shannon Watford.

Personal — Enjoys playing Xbox and watching movies . . . favorite NFL team is the Dallas Cowboys . . . his favorite TV show is "Criminal Minds" . . . favorite sports movie is *Remember the Titans* . . . lists Ray Lewis as his favorite NFL player . . . his favorite professional athlete is Blake Griffin . . . favorite NBA team is the Oklahoma City Thunder . . . favorite author is James Patterson . . . a member of the Fellowship of Christian Athletes . . . parents are Rick and Karen Luetjen . . . majoring in exercise and sports science . . . born June 17, 1992 in Oklahoma City, Oklahoma.

Trent Martin
Linebacker
6-2 • 242 • Fr-RS
Jenks, Okla.



Tulsa — Was one of several true freshmen to sit out last year due to red-shirt status . . . has good natural instincts to play the MIKE linebacker . . . puts himself in the right position . . . will compete for the starting spot.

High School — Was a three-year starter at Jenks High School . . . earned second-team *Tulsa World* all-metro accolades as a senior . . . was an honorable mention all-state selection by the *Tulsa World* his senior season . . . named to *The Oklahoman* all-state first team as a senior . . . had a team-leading 75 tackles his senior campaign . . . was ranked as the 25th best prospect in Oklahoma by *Rivals.com* . . . earned all-district honors and was named to the *OKBlitz Super 30* team his senior season . . . suffered a broken leg in Game 4 as a junior and missed six games before returning for the state playoffs . . . had 32 tackles that season . . . totaled a season-high 10



tackles against Edmond Memorial in the 2009 Class 6A state quarterfinals . . . high school coach was Allan Trimble.

Personal — Favorite movie is *Forrest Gump* . . . his favorite sports movie is *The Program* . . . steak is his favorite food . . . his favorite professional athlete is Kevin Durant . . . favorite professional sports team is the Oklahoma City Thunder . . . his favorite NFL team is the Dallas Cowboys, while his favorite NFL player is Ray Lewis . . . the person, dead or alive, he would most like to meet is NFL Hall of Fame linebacker Dick Butkus . . . parents are Mike and Vicki Martin . . . an arts & sciences major . . . born April 15, 1992.

Dexter McCoil

Defensive Back
6-4 • 222 • Sr-3L
Lutcher, La.



Tulsa — A three-year letterwinner and starter . . . has played in 37 career games and has started 30 contests . . . has 225 career tackles, 16 pass break-ups and 13 interceptions . . . his 13 pick-offs ties the school's all-time interception record . . . has six career double-figure tackle games . . . was named to the 2012 preseason Watch Lists for the Bronko Nagurski Trophy as the nation's top defensive player and the Jim Thorpe Award as the nation's top defensive back . . . **2011** — Started all 13 games . . . totaled had 84 tackles, seven pass break-ups and 6 interceptions for 131 yards . . . earned second-team all-Conference USA honors . . . ranked ninth nationally for interceptions . . . also ranked 43rd in the nation for passes defended . . . had an interception in three straight games — North Texas, UAB and Rice . . . totaled 10 tackles, two interceptions for 37 yards and one pass breakup against BYU, while being named the Tulsa MVP of the Bell Helicopter Armed Forces Bowl . . . had seven stops against #7 Houston . . . totaled five tackles and two pass break-ups at UTEP . . . had four stops and one pass break-up at UCF . . . totaled 8 tackles and had a 20-yard interception return at Rice . . . tallied five stops, one interception and one pass break-up against UAB . . . totaled six tackles and one interception for a 74-yard TD vs. North Texas . . . had nine stops and one pass break-up at #4 Boise State . . . totaled a season-best 11 stops and had one pass break-up against #7 OSU . . . had seven tackles and one stop for -2 yards at Tulane . . . tallied six stops in the season opener at #1 Oklahoma . . . **2010** — Played 12 games and started 11 contests . . . had 56 tackles, 6 interceptions for 63 yards and three pass break-ups . . . earned honorable mention all-Conference USA merits . . . ranked fifth nationally with his six interceptions . . . his six pickoffs is also the most for a TU player since Nick Graham's six in 2005, and tied teammate Marco Nelson . . . totaled nine tackles, all solos at Hawai'i in the Sheraton Hawai'i Bowl . . . had seven tackles

and an interception late in the second quarter that stopped a Southern Miss drive . . . his interception against UTEP stopped a possible game-winning drive at the Tulsa 30-yard line late in the game . . . also totaled five tackles against UTEP . . . had four stops against both Houston and Rice . . . totaled 4 tackles, one interception and one pass break-up at Notre Dame . . . missed the Bowling Green game due to an injury . . . returned against Oklahoma State and had three stops in limited action in a reserve role . . . had 4 tackles, one stop for -2 yards, one interception and one pass break-up at SMU . . . compiled seven tackles and one interception in the season opener at East Carolina . . . **2009** — Was one of eight true freshmen to earn a letter in the 2009 campaign . . . played in all 12 games and had six starts at free safety . . . was named to the C-USA all-freshman team . . . was named o the *CollegeFootballNews.com* Freshman honorable mention All-America team . . . had 85 tackles to rank third on the team . . . also tallied one interception and six pass break-ups . . . had four double-figure tackle games . . . had eight tackles at Oklahoma, and added seven stops a week later against Sam Houston State . . . had his first career start against No. 5-ranked Boise State and had his first double-digit tackle game with 11 stops . . . a week later, he totaled nine stops and one interception in the end zone at UTEP . . . totaled six tackles and one pass break-up vs. SMU . . . had his second double-figure tackle game with 10 stops against Houston, and added 2 pass break-ups . . . tallied 13 stops, including 10 solos, against East Carolina . . . totaled 12 tackles against Southern Miss . . . had four tackles and two pass break-ups against Memphis in the season finale . . . **Overall** — Tall and rangy . . . a team leader . . . provides leadership . . . possesses great football savvy . . . has great drive and attitude . . . gives great effort . . . a very knowledgeable football player . . . a very coachable and physical player . . . has added nearly 50 pounds since he first arrives on campus . . . studies the game.

High School — Was a three-year letterwinner and starter at Lutcher High School . . . was a member of two state championship teams . . . helped lead his team to a 14-2 record and the Class 3A state championship as a senior . . . as a sophomore, he team posted a 10-4 record and won the state title . . . played tight end on offense and safety and outside linebacker on defense . . . had career totals of 343 tackles and six interceptions . . . was ranked as the 58th top prospect in Louisiana by *Rivals.com* . . . earned honorable mention all-state his senior season . . . was credited with 151 tackles, 10 stops for lost yardage, three sacks and one interception as a senior . . . had 10 tackles in a 17-0 win over Crawley Notre Dame in the state championship game . . . was named the District MVP his senior season . . . earned all-district, all-metro and all-River Parish honors both his junior and senior seasons . . . had 108 stops and five interceptions in his junior campaign, while helping his team post a 12-3 record and make the state semifinals . . . high school coach was Tim Detiller.

Personal — Favorite NFL team is the Oakland Raiders . . . lists *Love & Basketball* and *Columbiana* as his favorite movies . . . his favorite pro sports team is the Los Angeles Lakers . . . favorite NFL player is the late Sean Taylor . . . Kobe Bryant is his favorite pro athlete . . . his second cousin Corey Webster plays for the New York Giants . . . his favorite food is crawfish bisque . . . a member of the Student-Athlete Advisory Committee . . . if he were forced to give up all of his possessions but one, he would keep his *Bible* . . . lists his biggest sports thrill at TU was John Flanders interception to clinch the victory against Notre Dame in 2010 . . . parents are Vincent Franklin and Dineska McZeal . . . majoring in exercise and sports science . . . born September 5, 1991 in Metairie, Louisiana.

McCoil's Career Statistics

Defense	G	UT	AT	Tot	Loss	Sack	FR	FF	PBU	INT
2009 (Fr)	12	44	41	85	1.5/-1	0/0	0	0	6	1
2010 (So)	12	35	21	56	1/-2	0/0	0	0	3	6
2011 (Jr)	13	48	36	84	3/-5	0/0	0	0	7	6
Totals	37	127	98	225	5.5/-8	0/0	0	0	16	13

Austin McDaniel

Defensive Back
6-0 • 188 • So-1L
Waco, Texas



Tulsa — A returning letterwinner . . . played in five games last year on special teams . . . saw action against North Texas, UAB, Rice, UCF and BYU . . . had a good spring . . . showed that he can make plays during spring drills . . . a hard worker . . . very coachable . . . named to the C-USA Commissioner's Academic Honor Roll last year and was a C-USA Academic Medal Winner (3.75+ GPA) the year before.

High School — Was a two-year letterwinner and starter at Midway High School . . . recorded 110 tackles, 53 pass breakups and 13 interceptions during his career . . . was credited with 65 tackles, 20 pass break-ups and seven interceptions as a senior . . . named first-team all-district and second-team Super Centex his senior season . . . earned a spot on the all-district second team his junior season . . . totaled 55 tackles, 33 pass break-ups and six interceptions as a junior . . . also lettered and was a first-team all-district selection one year in soccer . . . high school coach was Kent Bachtel.

Personal — Favorite movie is *Lord of the Rings* . . . favorite TV show is "Swamp People" . . . his favorite NFL player is Michael Vick . . . favorite sports movie is *Remember the Titans* . . . enjoys playing Frisbee golf . . . his favorite professional athlete is Derrick Rose . . . his favorite sport to play besides football is soccer . . . lists *His Dark Materials* as his favorite book . . . a member of the Fellowship of Christian Athletes . . . parents are Charles and Diane McDaniel . . . majoring in History . . . born March 3, 1992 in Olathe, Kansas.

Gabe Moyer

Offensive Guard

6-2 • 291 • Jr-1L

Oklahoma City, Okla.

#65



Tulsa — Has earned one letter . . . came to Tulsa at mid-semester in January 2008 as a gray-shirt . . . has played in 16 career games . . . earned Conference USA's Post-Graduate Scholarship for this upcoming academic year . . . **2011** — Saw limited playing time in three games, mostly on special teams . . . **2010** — Played in all 13 games . . . saw most of his playing time on special teams . . . **Overall** — Had a good spring . . . will contend for a starting position . . . received a lot of repetitions during spring drills due to the injury to Stetson Burnett . . . took advantage of the spring . . . a very intelligent player and hard worker . . . became more physical in the spring . . . possesses good mobility for his size.

High School — Was a three-year letterwinner and starter at Bishop McGuinness High School . . . helped lead his team to identical 14-0 records and the Oklahoma Class 4A state title as a junior and senior . . . earned second-team all-state honors by the *Tulsa World* his senior season . . . was selected to the West team for the Oklahoma Coaches Association all-state game . . . was rated as the No. 19 prospect in the state of Oklahoma by *Rivals.com* . . . was ranked as the No. 14 prospect in Oklahoma by *Scout.com* . . . earned *Daily Oklahoman* first-team all-state and Little all-city honors both his junior and senior seasons . . . also earned first-team all-district honors as a junior and senior . . . also lettered three years in track . . . high school coach was Kenny Young.

Personal — Favorite NFL team is the Green Bay Packers . . . his favorite book is *Lord of the Rings* . . . plays the bass guitar . . . favorite movie is *The Great Escape*, and his favorite sports movie is *Tin Cup* . . . the most memorable place he has visited is London . . . favorite TV show is "Futurama" . . . shoe size is 15 . . . his favorite sport to play and watch besides football is golf . . . his favorite musical group is The Who . . . the most famous person he's met is Phil Mickelson . . . parents are Dwight and Lisa Moyer . . . his father and uncle, Dwane, each played football at Rice University . . . received his degree last May management . . . currently working towards his master's degree in business administration . . . born December 20, 1989.

Michael Mudoh

Defensive Back

5-10 • 198 • Fr-RS

Richmond, Texas

#22



Tulsa — Was one of several true freshmen to sit out last year due to red-shirt status . . . played cornerback in the fall, but moved to safety in the spring . . . had a great spring . . . received numerous repetitions in spring drills . . . a physical and aggressive player . . . an intelligent and coachable player . . . a dependable tackler . . . has a great future ahead of him . . . can be a force on special teams . . . was named to the C-USA Commissioner's Academic Honor Roll in his first year.

High School — A three-year letterwinner and starter at George Bush High School . . . started at cornerback and strong safety . . . credited with 96 tackles, seven TFLs, two forced fumbles and two fumble recoveries in his senior season . . . a two-year all-district selection . . . earned District Defensive Back of the Year as a senior . . . tallied 49 tackles and seven pass break-ups in his junior campaign . . . was named the District Sophomore of the Year and the Conference Newcomer of the Year his sophomore season . . . totaled 30 tackles and three pass break-ups as a sophomore . . . also lettered three years in track . . . high school coach was Allen Aldridge.

Personal — Favorite NFL team is the Houston Texans . . . his favorite NFL player is Troy Polamalu . . . lists *Pursuit of Happiness* and *300* as his favorite movies . . . his favorite professional athlete is Kobe Bryant and his favorite pro sports team is the Los Angeles Lakers . . . favorite TV show is "Lie to Me" . . . *Space Jam* is his favorite sports movie . . . favorite book is *Think Big* by Ben Carson . . . enjoys singing . . . lists Hakeem Olajuwon and Ndamukong Suh as the most famous people he's ever met . . . has three older siblings . . . his brother, Alphonse, plays soccer overseas in France . . . parents are Gideon and Margaret Mudoh . . . majoring in accounting . . . born Yaounde, Cameroon on September 11, 1992.


Marco Nelson

Defensive Back

6-0 • 192 • Jr-2L

Glenpool, Okla.

#20



Tulsa — A two-year letterwinner and starter . . . has played in 26 career games and has started 13 contests . . . has 159 tackles, 11 pass break-ups and six interceptions in his two-year career . . . **2011** — Started all 13 games . . . earned honorable mention

all-Conference USA accolades . . . had 73 tackles, five pass break-ups and two fumble recoveries . . . had seven tackles against BYU in the Bell Helicopter Armed Forces Bowl . . . tallied eight tackles and one pass break-up against #7 Houston . . . collected nine tackles and one fumble recovery at Rice . . . totaled a team-high and career-best 12 stops against #7 Oklahoma State . . . tallied eight tackles and one fumble recovery in the season opener at #1 Oklahoma . . . was named to the *2011 Thorpe Award Preseason Watch List* . . . **2010** — Played in all 13 games and has started 12 contests . . . ranked third on the teams with had 86 stops and also added six interceptions and six pass break-ups . . . was named to the Football Writer's Association of America (FWAA) Freshman All-America team . . . also earned third-team Freshman All-America accolades by *Phil Steele's Magazine* . . . earned first-team all-Conference USA accolades and was also a C-USA all-freshman team selection . . . ranked 10th nationally for interceptions per game . . . his six interceptions tied teammate Dexter McCoil and was the most since Nick Graham's six in 2005 . . . was named the Walter Camp Foundation National FBS Defensive Player of the Week and the Conference USA Defensive Player of the Week for his performance at Houston when he tallied seven tackles and three interceptions, coming deep in Tulsa territory . . . had a season-high 10 tackles at Oklahoma State and also had the school's fourth-longest INT return with an 81-yard return for a TD against OSU . . . had 5 stops and one PBU at Hawai'i . . . had nine tackles and two pass break-ups against UTEP . . . also tallied nine stops vs. Southern Miss . . . had nine stops and one pass break-up against Tulane . . . tallied seven tackles and forced one fumble at SMU . . . tallied seven tackles and one PBU at Notre Dame . . . totaled four stops and one interception at Memphis before leaving the game in the second quarter with an injury . . . received his first collegiate start at safety against Bowling Green and tallied five tackles, one pass break-up and one interception against Bowling Green . . . **Overall** — Missed spring drills for the second straight spring due to injury . . . played safety for the first time in his career as a true freshman . . . a very athletic player . . . possesses great speed and quickness . . . needs to stay healthy . . . possesses unlimited potential.

High School — Was a three-year letterwinner at Glenpool High School . . . gained 1,324 yards for a 10.7 average per carry and 18 touchdowns his senior season . . . also had 10 kickoff returns for 407 yards and three TDs . . . rushed for 178 yards against Class 5A state runner-up Bixby, 158 yards against Class 4A state champion Star Spencer and 133 yards and two TDs in a victory over Class 3A runner-up Berryhill . . . helped lead his team to a 9-2 record as a senior . . . named to the Oklahoma Coaches Association East All-State Team . . . was ranked 25th in the state of Oklahoma by *Scout.com* . . . ranked 31st in the state of Oklahoma by *Rivals.com* . . . was a *Tulsa World* first-team all-metro selection during his senior season . . . earned *Tulsa World* second-team all-state honors as a kick returner . . . had 1,437 yards and 18 TDs as



a junior despite missing the first five games with an injury . . . rushed for 1,978 yards and 24 touchdowns as a sophomore . . . high school coach was Steve Edwards.

Personal — Favorite NFL team is the New York Giants . . . enjoys fishing . . . his favorite movie is *300* . . . lists *The Express: The Ernie Davis Story* as his favorite football movie . . . his favorite NFL player is former All-Pro defensive back Deion Sanders . . . the three words he uses to best describe himself are "honest, beast, loyal" . . . has two older siblings . . . mother is Phylicia Nelson . . . majoring in arts & sciences . . . born DeMarco Melvin Nelson on August 8, 1991.

Nelson's Career Statistics

Defense	G	UT	AT	Tot	Loss	Sack	FR	FF	PBU	INT
2010 (Fr)	13	59	27	86	0/0	0/0	0	1	6	6
2011 (So)	13	46	27	73	0.5/-1	0/0	2	0	5	0
Totals	26	105	54	159	0.5/-1	0/0	2	1	11	6

Mitchell Osborne
Linebacker
6-2 • 210 • So-1L
Southlake, Texas



#33

Tulsa — Has earned one letter . . . **2011** — Received a medical hardship last year . . . played in the first three games of the season on special teams . . . **2010** — Was one of several true freshmen to earn a letter . . . played in all 13 games . . . saw most of his playing time on special teams . . . totaled 12 tackles, including 20 solos . . . was credited with a season-best four stops at Hawai'i in the Sheraton Hawai'i Bowl . . . also had three tackles against Tulane . . . had his first career tackle at Oklahoma State . . . was named to the C-USA Commissioner's Academic Honor Roll . . . **Overall** — Possesses good speed . . . has shown good blitz and coverage ability . . . can be an impact player on special teams and will compete for playing time at linebacker . . . needs to stay healthy.

High School — Was a three-year letterwinner and two-year starter at Southlake Carroll High School . . . helped lead his team to the Bi-District Championship both as a junior and senior, and the Area Championship his sophomore campaign . . . had 206 career tackles, including 135 solos and 71 assists . . . was also credited with seven sacks, five forced fumbles and three interceptions in his career . . . was a first-team *Dallas Morning News* all-area selection his senior season . . . was ranked as the 119th top senior in Texas by *Scout.com* . . . played in the *Max Emfinger* All-American Bowl as a senior and returned an interception for a touchdown, while earning co-Defensive MVP honors . . . earned 6-5A All-District Team honors as a junior and senior . . . was credited with 102 total tackles, four sacks, three forced fumbles and three interceptions as a senior

. . . totaled 104 stops and three sacks in his junior campaign . . . high school coach was Hal Wasson.

Personal — Favorite movie is *The Dark Knight* . . . his favorite NFL team is the Dallas Cowboys, while his favorite NFL player is Green Bay Packers linebacker Clay Matthews . . . lists *Warrior* as his favorite football movies . . . the person he would most like to meet, dead or alive, is John F. Kennedy . . . favorite book is *The Game* . . . his cousins, Scott Estes and Bobby Klinck, played football at TU, while his great uncle Gene Estes was a basketball star at TU . . . parents are Dannie and Renee Osborne . . . his dad played football at New Mexico State and his mom played basketball at Cameron University . . . his sister, Megan, played volleyball at Louisiana-Monroe . . . majoring in mechanical engineering . . . born October 2, 1991 in Fort Worth, Texas.

Osborne's Career Statistics

Defense	G	UT	AT	Tot	Loss	Sack	FR	FF	PBU	INT
2010 (Fr)	13	10	2	12	0	0	0	1	0	0
2011										

Red-shirt

Derek Patterson
Wide Receiver
6-0 • 184 • Fr-RS
Kingfisher, Okla.



#6

Tulsa — Was one of several true freshmen to sit out last year due to red-shirt status . . . was a high school quarterback who moved to receiver last fall . . . did a good job transitioning to receiver . . . possesses great athleticism . . . an intelligent player . . . understands the game . . . was limited during spring drills due to an ankle injury . . . has exceptional ability to change direction . . . has great quickness and good speed . . . made the C-USA Commissioner's Academic Honor Roll in his first year.

High School — Was a three-year letterwinner and starter at quarterback at Kingfisher High School . . . was an honorable mention all-state quarterback by *Tulsa World* and *The Oklahoman* his senior season . . . threw for 1,870 yards and 20 touchdowns, and rushed for 1,230 yards and 16 TDs his senior season . . . was named the District 3A-3 MVP as a senior . . . earned OCA all-state mention and was selected to play in the Oil Bowl . . . high school coach was Jeff Myers.

Personal — Favorite sports movie is *Remember the Titans* . . . his favorite NFL team is the New Orleans Saints . . . his favorite NFL player is Saints linebacker Curtis Lofton . . . Kevin Durant is his favorite professional athlete, while the Oklahoma City is his favorite pro sports team . . . favorite book is *Heaven is For Real* . . . favorite sports to play are basketball and ping pong . . . the three words he used to best describe himself are "relaxed, athletic and intelligent" . . . the

best summer job he's had was as a lifeguard . . . his uncle, Keith Patterson, was the defensive coordinator at Tulsa and is now the defensive coordinator at West Virginia University . . . a member of the Fellowship of Christian Athletes . . . parents are Craig and Koree Patterson . . . majoring in exercise and sports science with a teacher certification . . . born May 3, 1992 in Shawnee, Oklahoma.

J.D. Ratliff
Defensive Back
5-9 • 170 • Sr-1L
Tylertown, Miss.



#15

Tulsa — A returning letterwinner . . . enrolled at Tulsa in mid-semester 2011 . . . transferred to Tulsa from Southwest Mississippi Community College . . . **2011** — Played in all 13 games . . . also returned punts . . . had 15 tackles and four pass breakups . . . returned nine punts for 36 yards . . . had two pass break-ups in each of the first two games — Oklahoma and Tulane . . . had a season-high four stops against both Tulane and Marshall . . . **Overall** — Possesses good speed and athleticism . . . provides leadership . . . a good role player . . . will compete for playing time . . . works hard in skill development.

Junior College — Earned first-team all-MACJC South Division honors as a sophomore as Southwest Mississippi Community College . . . collected 38 tackles and eight pass break-ups in his sophomore season . . . was a first-team NJCAA All-America selection in 2009 as a freshman . . . totaled 40 tackles and 10 interceptions in his freshman season . . . his 10 interceptions led the nation . . . junior college coach was Charles Anthony

High School — Was a three-year starter on offense and defense at Tylertown High School . . . played cornerback and receiver in high school.

Personal — Favorite movie is *All About the Benjamins* . . . his favorite football movie is *The Longest Yard* . . . his favorite TV show is "The Jamie Foxx Show" . . . favorite NFL team is the San Francisco 49ers . . . his favorite NFL player is 49ers linebacker Patrick Willis . . . the three words he used to best describe himself are "quiet, crazy and calm" . . . favorite professional athlete is LeBron James . . . lists the Miami Heat as his favorite pro sports team . . . has seven older siblings . . . parents are Ben and Emmalean Ratliff . . . majoring in exercise and sports science . . . born Jeremy D. Ratliff on March 28, 1990.

Ratliff's Career Statistics

Defense	G	UT	AT	Tot	Loss	Sack	FR	FF	PBU	INT
2011 (Jr)	13	9	6	15	0/0	0/0	0	0	4	0
Punt Returns	G	No	Yds	Avg	TD	Long				
2011 (Jr)	13	9	36	4.0	0	9				

James Roberson

Linebacker
6-2 • 231 • So-1L
Tulsa, Okla.



#4

Tulsa — Has earned one letter . . . has played in 11 career games . . . **2011** — Received a medical hardship season . . . **2010** — Was one of several true freshman to earn a letter . . . played in 11 games . . . did not play against East Carolina and Notre Dame . . . was credited with eight tackles . . . had a season-best three tackles against Rice . . . was named to the C-USA Academic Honor Roll . . . **Overall** — Moved to linebacker from safety in spring drills . . . made a smooth transition to linebacker . . . has a good feel for playing in the box and understanding the defense . . . possesses good size . . . has all the physical tools to play linebacker . . . a hard hitter . . . needs to stay healthy.

High School — Was a three-year letterwinner and starter at Tulsa Union High School . . . started at safety his senior season . . . played receiver as a sophomore and junior . . . missed most of his junior season with an injury . . . helped lead his prep team to state titles as a junior and senior . . . was a member of teams that posted a three-year record of 39-3 . . . caught 35 passes for 510 yards and five touchdowns in his career . . . totaled 28 receptions for 410 yards and five TDs as a sophomore . . . had 67 tackles, three interceptions and one fumble recovery as a senior safety . . . was ranked as the 35th top prospect in the state of Oklahoma by *Rivals.com* . . . high school coach was Kirk Fridrich.

Personal — Favorite movie is *Blood Diamond* . . . his favorite football movie is *The Hurricane* . . . a member of the Fellowship of Christian Athletes . . . if he could play any other position it would be wide receiver . . . a triplet — one brother, Thomas, is a receiver on the Tulsa team and his other brother is Andrew . . . also has one older brother . . . parents are David and Linn Roberson . . . majoring in exercise sports science . . . born March 15, 1991.

J. Roberson's Career Statistics

Defense	G	UT	AT	Tot	Loss	Sack	FR	FF	PBU	INT
2010 (Fr)	11	3	5	8	0/0	0/0	1	0	0	0
2011	Red-shirt									

Thomas Roberson

Wide Receiver
6-3 • 195 • So-1L
Tulsa, Okla.



#7

Tulsa — Has earned one letter . . . has played in 15 career games and has started nine contests . . . **2011** — Played in two contests before suffering an injury . . . received a medical hardship . . . **2010** — Played in 13 games with nine starts . . . totaled 30 receptions for 367 yards and two touchdowns . . . ranked fourth on the team for receiving yards . . . was named to the Conference USA all-freshman team . . . caught two passes for a season-high 63 yards and a career-long 47-yard TD against Hawai'i in the Sheraton Hawai'i Bowl . . . also had two receptions for 55 yards against UTEP, including a 44-yard reception . . . had 58 yards on two receptions vs. Rice, and scored his first career TD on a 19-yard reception in that game . . . had three receptions for 36 yards in a starting role in his first collegiate game against East Carolina . . . total three receptions in four more games on the year . . . was named to the C-USA Academic Honor Roll . . . **Overall** — Was dominant in the spring before suffering an injury . . . has good size and playmaking ability . . . possesses good size and hands . . . the consummate worker . . . will compete for a starting role . . . needs to stay healthy.

High School — Was a three-year letterwinner at Union High School . . . helped lead his prep team to state titles as a junior and senior . . . returned the opening kickoff for a touchdown in the state championship game against Jenks High School his senior season . . . earned first-team *Tulsa World* all-state and all-metro honors as a kick returner as a senior . . . returned 12 punts for 234 yards, a 19.5 average and two TDs his senior campaign . . . was ranked 18th in the state of Oklahoma by *Scout.com* . . . caught 62 passes for 827 yards and 10 touchdowns his senior season . . . had 22 receptions for 489 yards and four TDs as a junior, and also scored on two runs . . . high school coach was Kirk Fridrich.

Personal — Favorite NFL team is the Tennessee Titans . . . his favorite NFL player is receiver Wes Welker . . . favorite movie is *Inception* . . . his favorite sports movie is *Moneyball* . . . lists the Oklahoma City Thunder as his favorite professional sports team . . . Thunder forward Kevin Durant as his favorite pro athlete . . . favorite TV show is "Modern Family" . . . his favorite book is *Radical* . . . a triplet — one brother, James, is a linebacker on the Tulsa team and his other brother is Andrew . . . also has one older brother . . . parents are David and Linn Roberson . . . majoring in business . . . born March 15, 1991.

T. Roberson's Career Statistics

Receiving	G	Rec	Yds	Avg	TD	Long
2010 (Fr)	13	30	367	12.2	2	47
2011 (So)	Red-shirt					

Lowell Rose

Defensive Back
6-1 • 192 • Sr-2L
Los Angeles, Calif.



#7

Tulsa — A two-year letterwinner . . . has played in 21 career games and has 13 starts . . . has 57 career tackles and 11 pass break-ups . . . transferred to Tulsa from UCLA prior to the 2010 season . . . was immediately eligible to play at Tulsa . . . **2011** — Played in 10 games . . . started nine contests . . . had 35 tackles, a team-best nine pass break-ups and one interception . . . ranked 43rd nationally for passes defended . . . started the season opener against #1 Oklahoma and compiled five tackles and two pass break-ups in one quarter before suffering an injury . . . missed the next three games — Tulane, OSU and Boise State . . . returned to the lineup against North Texas and had three tackles in a reserve role . . . started the next eight contests . . . tallied five tackles and two pass break-ups at UTEP . . . had three stops, one sack for -5 yards, one interception and three pass break-ups against UAB . . . also had five tackles and one pass break-up against BYU in the Bell Helicopter Armed Forces Bowl . . . **2010** — Played in 12 games . . . did not play against Houston . . . started six games at cornerback, including the first three contests . . . also started against Memphis, SMU and Tulane . . . registered 22 tackles and two pass break-ups . . . had a high-game of seven tackles against Bowling Green . . . was credited with four tackles and one pass break-up against Tulane . . . tallied two tackles and one pass break-up against East Carolina in his first career game . . . **Overall** — Had a good spring . . . missed the last four spring practices with an injury . . . a veteran player who provides leadership . . . has good size, speed and ball skills . . . very coachable . . . made an easy transition to a new position coach . . . possesses a good work ethic.

Previous College — Was a true freshman walk-on in 2008 at UCLA . . . did not play in 2009 while recovering from an injury.

High School — Was a three-year letterman and starter at Culver City High School . . . started his final two seasons at strong safety and started three years at running back . . . helped lead his team to a three-year record of 33-6 . . . rushed for 1,300 yards and totaled 70 tackles in his senior season . . . earned first-team all-Ocean League honors as a senior . . . high school coach was Tom Salter.

Personal — Favorite movie is *Takers* . . . his favorite NFL team is the New York Jets . . . favorite NFL player is Green Bay Packers cornerback Charles Woodson . . . lists the Los Angeles Lakers and Los Angeles Clippers as his favorite professional sports teams . . . the most famous person he's ever met is Kareem



Abdul-Jabbar . . . his career aspiration is to become a sports analyst . . . favorite sport to watch besides football is motocross . . . parents are Leighton and Janine Rose . . . majoring in communication . . . born March 11, 1990.

Rose's Career Statistics

Defense	G	UT	AT	Tot	Loss	Sack	FR	FF	PBU	Int
2010 (So)	12	14	8	22	0/0	0/0	0	0	2	0
2011 (Jr)	10	24	11	35	2.5/-8	1/-5	0	0	9	1
Totals	22	38	19	57	2.5/-8	1/-5	0	0	11	1

Jared St. John

Defensive End
6-2 • 250 • Sr-2L
Edmond, Okla.



#50

Tulsa — A two-year letterwinner . . . has played in 19 career games . . . came to Tulsa as a walk-on athlete . . . was put on scholarship following the spring of 2011 . . . made the C-USA Commissioner's Academic Honor Roll for three years . . . **2011** — Played in all 13 games and started one game . . . totaled 12 tackles and two stops for -10 yards . . . saw his first career start at defensive end against #4 Boise State . . . tallied three tackles, one stop for -14 yards, one forced fumble and one pass break-up at Rice . . . had his first career sack of -7 yards against UAB . . . **2010** — Saw limited playing time in five games . . . **2009** — Saw his first collegiate playing time against Sam Houston State . . . **2008** — Was one of several freshmen to sit out the 2008 season due to red-shirt status . . . **Overall** — Came out of spring practice as a starter at defensive end . . . gained good experience last season . . . sound in his assignments . . . an intelligent and disciplined player.

High School — Was a four-year letterwinner and two-year starter at Edmond Santa Fe . . . played on the offensive line and at defensive end . . . earned 6A-1 all-district honors, as well as all-Metro Conference honors as a senior . . . high school coach was Dan Coconaur.

Personal — Favorite sports movie is *Caddyshack* . . . his favorite movie is *Goodfellas* . . . the Baltimore Ravens is his favorite NFL team . . . the Ravens' Terrell Suggs is his favorite NFL player . . . his favorite TV show is "The Wire" . . . the most famous person he's ever met is former major league great Cal Ripken . . . majoring in history/education . . . parents are Bernie and Denise St. John . . . born June 18, 1990 in Baltimore, Maryland.

St. John's Career Statistics

Defense	G	UT	AT	Tot	Loss	Sack	FR	FF	PBU	Int
2008	Red-shirt									
2009 (Fr)	1	0	0	0	0/0	0/0	0	0	0	0
2010 (So)	5	0	0	0	0/0	0/0	0	0	0	0
2011 (Jr)	13	8	4	12	2/-10	1.5/-9	0	1	1	0
Totals	19	8	4	12	2/-10	1.5/-9	0	1	1	0

Kwame Sexton

Defensive Back
5-11 • 170 • So-1L
Tulsa, Okla.



#6

Tulsa — A returning letterwinner . . . **2011** — Was one of five true freshmen to play and earn a letter . . . played in 11 games . . . earned Conference USA all-Freshman team accolades . . . did not play in the season opener at #1 Oklahoma and the final game against BYU . . . was credited with 20 tackles, including 10 solos . . . had a career-best nine tackles and 1.5 stops for -3 yards at UTEP in his most playing time in the secondary . . . also registered four solo tackles against North Texas . . . saw his first playing time against Tulane and had 2 tackles . . . also totaled 2 stops at Rice . . . had one tackle and one fumble recovery against SMU . . . **Overall** — Missed spring drills . . . a very good and fluid athlete . . . possesses good speed and quickness . . . a very aggressive player . . . needs to add size and strength.

High School — Was a three-year letterwinner at Holland Hall High School . . . earned first-team *Tulsa World* all-state and all-metro accolades as a kick return specialist his senior season . . . selected to *The Oklahoman* honorable mention all-state team as a senior running back . . . helped lead his team to a 10-1 record as a senior . . . rushed for 842 yards, 17 touchdowns and a 7.9 average per carry as a senior . . . caught 11 passes for 233 yards . . . also averaged 25.8 yards and 16 punt returns with two TDs and averaged 26.5 yards on six kick returns his senior campaign . . . on defense, totaled 28 tackles and four interceptions from his cornerback position . . . gained 1,251 yards and 16 touchdowns on 148 carries his junior season . . . rushed for over 200 yards in each of his final five games in 2009 . . . high school coach was Tag Gross.

Personal — majoring in arts & sciences . . . born July 18, 1992

Sexton's Career Statistics

Defense	G	UT	AT	Tot	Loss	Sack	FR	FF	PBU	Int
2011 (Fr)	11	10	10	20	1.5/-3	0/0	1	0	0	0

Alex Singleton

Running Back
6-1 • 260 • Sr-2L
LaPlace, La.



#8

Tulsa — A two-year letterwinner . . . has played in 27 career games . . . has 682 career rushing yards and 19 touchdowns . . . has five career multiple TD games — three games with two touchdowns and two contests with three TDs . . . **2011** — Played in 13 games . . . gained 279 yards for a 3.4-yard average and had a team-high eight rushing TDs . . . tallied 42 yards and three rushing touchdowns against SMU, the most rushing TDs in a game since Tarrion Adams had three TDs against Ball State in the GMAC Bowl after the 2008 season . . . ran for three touchdowns against Marshall for his second three TD game of the season . . . had 57 yards on 13 carries for a 4.4 average at UCF . . . rushed for a season-high 61 yards and one touchdown against Tulane in the second game of the season . . . **2010** — Played in 13 games . . . gained 399 yards on 87 carries for a 4.6 average per carry and a team-high nine rushing touchdowns, while catching three catches for 21 yards . . . had three multiple TD games — Rice, Tulane and Hawai'i — with two rushing touchdowns in each game . . . rushed for 55 yards and two TDs against Rice . . . totaled 45 yards and two touchdowns on nine carries against Tulane . . . had a career-best 93 yards on 12 attempts against UCA . . . also had a team-high 74 yards and one touchdown vs. Bowling Green, including 63 yards on Tulsa's final drive . . . **2009** — Played in one game as a true freshman . . . rushed for 12 yards on five carries against Sam Houston State . . . **Overall** — A big and powerful player . . . surprisingly quick for his size . . . an intelligent player . . . has good instincts.

High School — Was a three-year letterwinner and two-year starter at East St. John High School . . . received a three-star rating by *Rivals.com* . . . ranked as the No. 39 prospect in the state of Louisiana by *Rivals.com* . . . rated as the No. 11 fullback in the nation by *Rivals.com*, and the No. 24 fullback nationally by *Scout.com* . . . totaled 995 yards and 18 touchdowns as a senior . . . rushed for 1,501 yards and 24 touchdowns in his junior season . . . was a two-time Parish MVP and all-district selection . . . high school coach was Larry Dantrieve.

Personal — Favorite sports movie is *Any Given Sunday* . . . his favorite TV show is "Family Guy" . . . the New Orleans Saints is his favorite NFL team . . . if he could play any other position it would be quarterback . . . favorite sport to watch besides football is basketball . . . if he were forced to give up all but one of his possessions, he would keep his *Bible* . . . was married on July 14, 2012 . . . his wife's name is Victoria . . . has eight siblings . . . parents are Joseph Alexander and Shirley Singleton . . . majoring

in child development . . . born November 7, 1989 in New Orleans, Louisiana.

Singleton's Career Statistics

Rushing	G	Att	Gain	Loss	Net	TD	Avg	Long
2009 (Fr)	1	5	13	1	12	0	2.4	5
2010 (So)	13	84	402	11	391	11	4.7	42
2011 (Jr)	13	82	286	7	279	8	3.4	46
Totals	27	171	701	19	682	19	4.5	46

Receiving	G	Rec	Yds	Avg	TD	Long
2009 (Fr)	1	0	0	0.0	0	0
2010 (So)	13	3	21	7.0	0	16
2011 (Jr)	12	3	25	8.3	0	11
Totals	27	6	46	7.7	0	16

Jake Sizelove
Linebacker
6-0 • 211 • So-1L
Argyle, Texas



Tulsa — A returning letterwinner . . . **2011** — Played in seven games . . . saw his playing time on special teams . . . missed the first four games of the season . . . saw his first collegiate playing time against North Texas in the fourth game of the season . . . also saw playing time against UAB, Rice, UCF, Marshall, Houston and BYU . . . **Overall** — Best-suited for playing the 'Cane position . . . an intelligent player who doesn't make many mistakes . . . was named a Conference USA Academic Medalist (3.75+ GPA) in his first two years.

High School — Was a two-year letterwinner at Argyle High School . . . helped lead his team to a 12-1 record and the Class 3A Regional Semifinals as a senior . . . was credited with 152 tackles, three interceptions, three fumble recoveries and two forced fumbles as a senior . . . set a school record with 19 tackles in one game . . . earned THSCA first-team all-state merits his senior season . . . was named first-team all-area by the *Denton Record-Chronicle* as a senior . . . selected as the District 9-3A Co-Defensive MVP his senior season . . . was named first-team all district as a junior and senior . . . also earned three letters in baseball . . . high school coach was Todd Rodgers.

Personal — Favorite NFL team is the Dallas Cowboys . . . his favorite NFL player is DeMarcus Ware . . . favorite book is *The Hobbit* . . . his favorite sports movie is *Remember the Titans* . . . lists "Swamp People" as his favorite TV show . . . if he could play a role in any movie it would be Denzel Washington's role in *Man on Fire* . . . his favorite professional athlete is Josh Hamilton . . . a member of the Fellowship of Christian Athletes . . . parents are Mike and Denise Sizelove . . . his father played football at North Texas . . . majoring in mechanical engineering . . . born March 10, 1992 in Denton, Texas.

Justin Skillens
Defensive Back
5-9 • 175 • Sr-3L
Tulsa, Okla.



Tulsa — A three-year letterwinner . . . spent his first year at receiver before moving to cornerback before the 2010 season . . . has played in 36 career games . . . has 30 career tackles and three pass break-ups . . .

2011 — Played in 11 games . . . started three contests — Tulane, OSU and Boise State . . . missed the North Texas and UAB games with an injury . . . was credited with 20 tackles and one pass break-up . . . started his first career game at Tulane . . . totaled seven tackles at #1 Oklahoma and had six stops at #4 Boise State . . . **2010** — Played in all 13 games . . . totaled 10 tackles and two pass break-ups . . . had a career-best three tackles and one pass break-up against Tulane . . . tallied one tackle in each of Tulsa's first 5 games . . . **2009** — Played in all 12 games . . . was one of eight true freshmen to earn a letter in the 2009 season . . . totaled three receptions for 41 yards and rushed three times for 39 yards . . . had his first career reception for 21 yards against Houston . . . had a 12-yard gain on his first collegiate carry against Sam Houston State . . . **Overall** — Missed most of spring practice . . . a hard worker . . . very coachable . . . possesses good athletic ability . . . an intelligent player who understands the defensive system . . . was named as C-USA Academic Medalist (3.75+ GP) in his first two seasons and C-USA Commissioner's Academic Honor Roll last year.

High School — Was a four-year letterwinner and three-year starter . . . started three years in the defensive secondary and his final two seasons at receiver . . . helped lead his team to a 13-1 record and the Class 5A state championship as a senior . . . ranked as the nation's 85th top cornerback by *Rivals.com* and 111th by *Scout.com* . . . earned first-team *Tulsa World* all-metro honors as a kick returner during his senior season . . . was also a *Tulsa World* all-state second-team performer as a kick returner . . . the No. 29-ranked prospect in Oklahoma by *Rivals.com* . . . received a three-star rating by *Rivals.com* . . . was named second-team all-state by *The Oklahoman* as a senior . . . had 812 receiving yards and eight TDs as a senior, while rushing for 500 yards and 10 touchdowns . . . collected 35 tackles and four interceptions his senior season . . . in his junior campaign, he scored TDs on a run, reception and interception . . . totaled 54 tackles and three interceptions during his junior season . . . high school coach was Antwain Jimmerson.

Personal — Favorite sports movie is *Friday Night Lights* . . . his favorite NFL team is the Pittsburgh Steelers . . . the Boston Red Sox is his favorite professional sports team . . . his best non-athletic

talent is juggling . . . parents are Leon and Ebony Skillens . . . his father played football at Florida A&M University . . . has two younger siblings . . . majoring in energy management and finance . . . born March 27, 1991.

Skillens' Career Statistics

Defense	G	UT	AT	Tot	Loss	Sack	FR	FF	PBU	Int
2009 (Fr)	12	—	—	—	—	—	—	—	—	—
2010 (So)	13	6	4	10	0/0	0/0	1	0	2	0
2011 (Fr)	11	15	5	20	0/0	0/0	0	0	1	0
Totals	36	21	9	30	0/0	0/0	1	0	3	0

Receiving	G	Rec	Yds	Avg	TD	Long
2009 (Fr)	12	3	41	12.7	0	21

Rushing	G	Att	Gain	Loss	Net	TD	Avg	Long
2009 (Fr)	12	3	29	0	29	0	9.7	12

Luke Snider
Defensive Back
5-10 • 178 • So-1L
Tulsa, Okla.



Tulsa — A returning letterwinner . . . **2011** — Played in 11 games . . . did not play against Oklahoma and Rice . . . saw most of his playing time on special teams . . . was credited with six tackles . . . had a season-best two stops against North Texas . . . **2010** — Sat out his true freshman due to red-shirt status . . . **Overall** — Possesses great speed and quickness . . . a good tackler . . . plays with toughness . . . a hard worker . . . a mentally tough player . . . adds depth to the safety position . . . will contribute significantly on special teams . . . was named to the C-USA Commissioner's Academic Honor Roll in each of his first two years.

High School — Was a three-year letterwinner at Tulsa Union High School . . . was a member of two Class 6A state championship teams as a junior and senior and as Class 6A state runner-up in his sophomore season . . . was on teams that posted a three-year record of 39-3 . . . earned first-team *Tulsa World* all-state and all-metro accolades his senior season . . . was named to the Oklahoma Coaches Association East All-State Team . . . shifted from defensive back to linebacker for his senior campaign . . . totaled 97 stops and three sacks in his senior campaign . . . recorded 11 tackles in the 2009 Class 6A state championship game . . . had 90 tackles, while earning honorable mention all-metro accolades as a junior . . . also lettered two years in track . . . set the school record in the long jump with a jump of 23-1 . . . high school coach was Kirk Fridrich.

Personal — Favorite movie is *Tommy Boy* . . . his favorite football movie is *Friday Night Lights* . . . the Dallas Cowboys is his favorite NFL team and the Oklahoma City Thunder is his favorite professional



sports team . . . favorite TV show is "Walking Dead" . . . lists Tim Tebow as his favorite NFL player . . . his favorite book is his *Bible* . . . the most impressive person he has ever met is Darren McFadden . . . his brother, Zach, graduated from Tulsa . . . mother is Debbie Snider . . . his father, Gary, is deceased . . . majoring in Education . . . born February 11, 1991 in Enid, Oklahoma.

Snider's Career Statistics

Defense	G	UT	AT	Tot	Loss	Sack	FR	FF	PBU	Int
2010 Red-shirt										
2011 (Fr)	11	2	4	6	0/0	0/0	0	0	0	0

Michael Sorrells

H-Back
6-2 • 193 • Fr-GS
Austin, Texas



#33

Tulsa — Enrolled at Tulsa in January 2012 . . . signed with the 2011 freshman class, but sat out last year as a gray-shirt . . . a very athletic player . . . has a good frame . . . still learning the system . . . needs to be more patient from a running standpoint . . . has a huge upside . . . needs game experience.

High School — Was a three-year letterwinner at McCallum High School . . . played running back and returned punts and kickoffs . . . started at running back as a junior and senior and at defensive end his sophomore season . . . rushed for 1,629 yards and 24 touchdowns, while catching six passes for 64 yards and one TD his senior season . . . earned first-team all-district accolades as a junior and senior, while receiver first-team all-Central Texas honors as a senior and second-team merits his junior season . . . was a second-team Class 4A all-state selection his senior season and honorable mention performer as a junior . . . gained 1,359 yards and 22 TDs rushing as a junior . . . also caught seven passes for 169 yards and two touchdowns his junior campaign . . . high school coach was Todd Raymond.

Personal — Favorite movie is *Friday* . . . his favorite sports movie is *Friday Night Lights* . . . his favorite NFL team is the Dallas Cowboys . . . his favorite professional sports team is the San Antonio Spurs . . . his favorite sport to watch and play besides football is basketball . . . has four older siblings . . . his older sister, Ebonie, ran track at Houston . . . parents are Michael and Annie Sorrells . . . an arts & sciences major . . . born November 18, 1992. (pronounced Soar — ralls)

Garrett Stafford

Offensive Guard
6-5 • 301 • Fr-RS
Tulsa, Okla.



#76

Tulsa — Enrolled at Tulsa in January 2011 at mid-semester after completing his high school education at Memorial High School . . . made tremendous strides during spring drills . . . has shown great promise . . . will see playing time this year . . . could challenge for a starting position this season . . . made the C-USA Commissioner's Academic Honor Roll in his first season.

High School — Was a three-year letterwinner and started at Memorial High School . . . started at both offensive tackle and nose guard in each of his three years . . . was a second-team all-state selection by the *Tulsa World* his senior season . . . earned *Tulsa World* first-team all-metro honors as a senior . . . was the state of Oklahoma's fourth-best offensive line prospect heading into the season according to the *Tulsa World* . . . was credited with 118 pancake blocks in his career, along with 55 tackles and 10 TFLs . . . had 54 pancake blocks and 19 tackles as a senior . . . competed at the U.S. Army All-American Combine in January 2010 . . . was nominated for the U.S. Army All-American Bowl . . . high school coach was Tony Daniels.

Personal — Favorite movie is *Gridiron Gang* . . . his favorite TV show is "How I Met Your Mother" . . . the Green Bay Packers is his favorite NFL team . . . if he could be a professional athlete in any sport, it would be golf . . . his favorite musical group is the Eli Young Band . . . a member of the Fellowship of Christian Athletes . . . has two older sisters . . . parents are John and Kelley Stafford . . . majoring in electrical engineering . . . was born July 22, 1993.

Brentom Todd

Defensive End
6-3 • 239 • So-1L
Tulsa, Okla.



#97

Tulsa — A returning letterwinner . . . **2011** — Was one of five true freshmen to play and earn a letter. . . played in all 13 games . . . earned Conference USA all-Freshman team accolades . . . had 16 tackles and 4.5 stops for -17 yards . . . had two tackles, one stop for -4 yards and one forced fumble at UTEP . . . totaled two tackles, including one stop for -1 yard vs. Marshall . . . had two tackles and one QB hurry against North Texas . . . was credited with three tackles, including

2.5 stops for -12 yards against #4 Boise State . . . had two tackles against Oklahoma State . . . saw his first collegiate action at #1 Oklahoma . . . **Overall** — Gained valuable experience as a true freshman . . . possesses good speed . . . poses a strong threat rushing the passer on the outside . . . very athletic and coachable. . . made the C-USA Commissioner's Academic Honor Roll in his first year.

High School — Was a four-year letterwinner and three-year starter at Union High School . . . credited with 60 tackles, six quarterback sacks and three fumble recoveries as a senior . . . played on two straight Class 6A state championship teams that finished the season with identical 13-1 records . . . high school coach was Kirk Fridrich.

Personal — Favorite movie is *Friday Night Lights* . . . his favorite NFL team is the Dallas Cowboys . . . lists DeMarcus Ware as his favorite NFL player . . . his favorite professional athlete is LeBron James . . . favorite vacation spot is the Bahamas . . . the most famous person that he's ever met is Deion Sanders . . . lists winning the state football championship as a high school senior with a win over Jenks High School as his biggest sports thrill . . . parents are Tommy and Brenda Todd . . . majoring in business . . . born May 20, 1993.

Todd's Career Statistics

Defense	G	UT	AT	Tot	Loss	Sack	FR	FF	PBU	Int
2011 (Fr)	13	11	5	16	4.5/-17	2/-13	0	1	0	0

Davis Walton

Offensive Lineman
6-3 • 285 • Jr-JC
Tulsa, Okla.



#75

Tulsa — Enrolled at mid-semester . . . transferred to Tulsa from Northeastern Oklahoma A&M . . . missed most of spring drills with an injury . . . could get in the mix for the starting right tackle spot . . . needs to stay healthy.

Junior College — Was a two-year starter at Northeastern Oklahoma A&M . . . started his sophomore year at tackle and his freshman season at tight end . . . graded out at an average of 86-percent in nine games as a sophomore . . . had a high grade of 92-percent against Trinity Valley Junior College . . . earned second-team all-conference merits as a sophomore . . . junior college coach was Dale Patterson.

High School — Was a three-year letterwinner and started at tight end at Tulsa's Bishop Kelly High School . . . also played defensive end in his three prep seasons . . . earned all-district accolades his senior season at the tight end position . . . high school coach

was J.J. Tappana.

Personal — Favorite movie is *Rounders* . . . his favorite sports movie is *Invincible* . . . lists the Chicago Bears as his favorite NFL team . . . Brian Urlacher is his favorite NFL player . . . his favorite book is *A River Runs Through It* . . . plays the guitar and piano . . . the person he would most like to meet, dead or alive, is Jimi Hendrix . . . parents are Rob and Michelle Walton . . . his father is an assistant baseball coach at Oklahoma State after serving nine years as the head coach at Oral Roberts University . . . majoring in business . . . born July 22, 1991 in Dallas, Texas.

**J.C. (Trey)
Watts III**
Running Back
5-11 • 190 • Jr-2L
Fairfax, Va.



Tulsa — A two-year letterwinner and returning starter . . . has played in 24 career games and has 16 starts . . . has 1,078 rushing yards and four TDs in his career . . . has also caught 51 passes for 414 yards and five touchdowns . . . **2011** — Played in all 13 games and started 12 contests . . . earned honorable mention all-Conference USA accolades . . . led the team in all-purpose yards with 1,629 yards for a 125.3 average per game . . . rushed for 881 yards, a 5.6 average and three touchdowns . . . also caught 31 passes for 242 yards and three TDs . . . had 20 kickoff returns for 482 yards . . . had two 100-yard rushing games . . . had a career-best 159 yards on 23 carries vs. #7 Oklahoma State . . . gained 144 yards and one TD with a long run of 58 yards against Marshall . . . tallied 172 yards of total offense against #7 Houston with 62 rushing yards, 24 receiving and 86 on kickoff returns . . . had 254 all-purpose yards at UTEP with 69 rushing, 72 receiving and 113 on kick returns . . . had a career-long 94-yard kickoff return for a touchdown and a career-long 53-yard reception for a touchdown at UTEP . . . tallied 63 yards for a 7.0 average per carry at UCF . . . had 68 yards and one touchdown rushing and four receptions for 32 yards and one TD against Rice . . . had a team-high 58 yards on six carries for a 9.7 average against North Texas . . . rushed for 60 yards and one TD at #4 Boise State . . . **2010** — Played in 11 games and started four contests . . . missed the Tulane and Notre Dame games with an injury . . . completed the season with 197 rushing yards and one touchdown, while catching 20 passes for 172 yards and two TDs . . . had his first career start in his first collegiate game at East Carolina . . . rushed for 40 yards on 13 carries and caught three passes for 45 yards in the season opener against East Carolina . . . had a season-best 52 rushing yards on 17 carries against Bowling Green . . . **2009** — Was one of several true freshmen to sit out the season due to red-shirt status . . . **Overall** — Possesses great feet . . . has the

ability to make defenders miss . . . has good football savvy and good hands . . . a hard worker . . . possesses great instinct and football IQ . . . very versatile . . . a playmaker.

High School — Was a four-year letterwinner and three-year starter at Oakton High School . . . started at running back and played cornerback . . . had career statistics of 198 carries for 1,160 yards and 21 touchdowns . . . also had 48 receptions for 900 yards and 11 TDs . . . helped lead his team to a 13-1 record and Division 6 state semifinal appearance his senior season . . . was named to the Virginia High School Coaches Association and *Associated Press* all-state second team as a running back and kick returner his senior season . . . named to the *Washington Post* all-Met honorable mention and first-team all-league squad as a senior . . . earned first-team all-district and all-region honors as a running back and kick returner . . . rushed for 654 yards and 14 TDs as a senior, while catching 39 passes for 732 yards and 10 touchdowns . . . totaled 506 yards and seven TDs on the ground as a junior, while catching nine passes for 168 yards and one touchdown . . . high school coach was Joe Thompson.

Personal — Favorite movie is *Rush Hour 2* . . . his favorite sports movie is *Remember the Titans* . . . lists "The Wire" as his favorite TV show . . . favorite NFL team is the Dallas Cowboys . . . his favorite NFL players are Adrian Peterson and Ray Rice . . . the most famous person he's ever met was President George H.W. Bush . . . lists the Oklahoma City Thunder as his favorite professional sports team and Kevin Durant as his favorite pro athlete . . . his favorite childhood game was hide-n-seek . . . favorite food is pizza . . . parents are J.C. and Frankie Watts . . . has four older siblings . . . his dad played quarterback for the Oklahoma Sooners from 1976-81 . . . majoring in organizational studies . . . was born Julius Watts III on February 13, 1991 in Norman, Oklahoma.

Watts' Career Statistics

Rushing	G	Att	Gain	Loss	Net	TD	Avg	Long
2009 Red-shirt								
2010 (Fr)	11	62	202	5	197	1	3.2	12
2011 (So)	13	157	913	32	881	3	5.6	58
Totals	24	219	1115	37	1078	4	4.9	58

Receiving	G	Rec	Yds	Avg	TD	Long
2009 Red-shirt						
2010 (Fr)	11	20	172	8.6	2	28
2011 (So)	13	31	242	7.8	3	53
Totals	24	51	414	8.1	5	53

KO Returns	G	No	Yds	Avg	TD	Long
2009 Red-shirt						
2010 (Fr)	0	0	0	0.0	0	0
2011 (So)	13	20	482	24.1	1	94
Totals	13	20	482	24.1	1	94

Cole Way

Punter
6-8 • 205 • So-1L
Tulsa, Okla.

#28



Tulsa — A returning letterwinner . . . came to Tulsa at mid-semester in January 2011 as a gray-shirt after signing with Tulsa in February 2010 . . . a left-footed punter . . . **2011** — Punted in the first seven games . . . was named to the C-USA all-Freshman team . . . was one of 11 freshmen nationally that handled the punting duties for their school through the first seven games of the season . . . did not punt against SMU, UCF, Marshall, UTEP, #7 Houston and BYU . . . averaged 38.0 yards on 31 punts . . . had a season-long 51-yard punt against North Texas . . . 16 of his punts were fair caught and seven landed inside the 20-yard line . . . his first 20 punts went without a return . . . had eight punts for a 37.4 average in his first career game against #1 Oklahoma . . . **Overall** — Had an inconsistent spring, but began to get into a groove the last four spring practices . . . possesses a powerful leg . . . very athletic with good flexibility . . . needs to add body strength . . . an intelligent player and hard worker . . . needs to continue to improve his consistency . . . can be a valuable weapon.

High School — Was a three-year letterwinner at Union High School . . . was on Class 6A state championship teams in 2008 and 2009, and state runners-up team as a sophomore . . . converted 11-of-12 field goals his senior season at Union High School . . . among his field goals were a 51 and 55-yarder . . . averaged 40 yards per punt his senior season . . . named to *The Oklahoman* first team all-state squad as a senior . . . was a *Tulsa World* all-state second team selection . . . high school coach was Kirk Fridrich.

Personal — Favorite movie is *Gettysburg* . . . lists *Field of Dreams* as his favorite sports movie . . . the Baltimore Ravens is his favorite NFL team . . . Ravens defensive back Ed Reed is his favorite NFL player . . . San Francisco Giants pitcher Brian Wilson is his favorite pro athlete . . . the NHL's Detroit Red Wings is his favorite professional sports team . . . the three words he used to best describe himself are "driven, caring and funny" . . . the person, dead or alive, he would most like to meet is Abraham Lincoln . . . his favorite TV show is "Entourage" . . . a member of the Fellowship of Christian Athletes . . . his brother, Tres, punts for the University of Oklahoma . . . parents are Leo and Debra Way . . . majoring in business . . . born October 23, 1991.

Way's Career Stats

Punting	G	No	Yds	Avg	Long	TB	FC	I20
2011 (Fr)	7	34	1293	38.0	51	1	16	7



Darrell Williams

Defensive Back
5-10 • 184 • Fr-RS
Spring, Texas



Tulsa — Was one of several true freshman to sit out last year due to red-shirt status . . . a physical player . . . has good strength . . . a hard worker who will compete for playing time this season . . . will be expected to contribute on special teams.

High School — Was a two-year letterwinner at Westfield High School . . . missed his junior season with a broken leg . . . started his senior season at cornerback . . . collected 48 tackles, nine pass-break-ups, one interception and one forced fumble as a senior . . . earned first-team all-District 13-5A honors his senior season . . . high school coach was Corby Meekins.

Personal — Favorite NFL team is New England Patriots . . . his favorite NFL player is Tom Brady . . . his favorite movie is *Friday* . . . visited Europe on a student tour in high school . . . favorite sports movie is *Friday Night Lights* . . . his favorite TV show is "The Wire" . . . favorite food is shrimp . . . if he could play a role in any movie it would be that of Ace in the movie *Paid in Full* . . . has two younger brothers . . . parents are Eric and Dana Arreola . . . majoring in accounting . . . May 31, 1993.

Cody Wilson

H-Back
6-0 • 232 • Jr-1L
Broken Arrow, Okla.



Tulsa — A returning letterwinner . . . has played in 15 career games . . . made the move from linebacker to offense in spring drills . . . enrolled at Tulsa in January 2009 at mid-semester after completing his high school education at Lincoln Christian High School . . . **2011** — Saw limited action in three games on special teams . . . **2010** — Played in 12 games and started two contests — East Carolina and Rice . . . missed the Bowling Green game . . . tallied 20 stops, including 10 solos . . . earned Conference USA all-freshman team honors . . . registered a season-best five stops against Rice . . . had three tackles against Tulane . . . also totaled two tackles and one stop for -2 yards at Notre Dame . . . started the season opener against East Carolina and had three tackles . . . **2009** — Was one of several freshmen to sit out due to red-shirt status . . . **Overall** — Had a solid spring . . . a tough, hard-nosed player . . . made a smooth

transition from defense to the H-back/tight end position . . . possesses good hands . . . an intelligent player who pays attention to details . . . was sharp on his assignments in the spring . . . named to the Conference USA Commissioner's Academic Honor Roll in each of his three years.

High School — Was a two-year letterwinner and starter at Lincoln Christian High School . . . did not begin playing football until his junior year . . . earned *Tulsa World* and *The Oklahoman* first-team all-state accolades . . . was credited with 168 tackles, six quarterback sacks, one interception for a touchdown, three forced fumbles and four fumble recoveries as a senior . . . also caught 13 passes for 196 yards and two TDs . . . named to the Oklahoma Coaches Association all-state first team . . . earned first-team *Tulsa World* all-metro honors . . . received a three-star rating by *Rivals.com* and *Scout.com* . . . ranked as the No. 26th prospect in Oklahoma by *Rivals.com* . . . rated as the 68th top outside linebacker in the nation by *Rivals.com* . . . was named the 2A-7 District Player of the Year as a senior . . . earned second-team Small School All-America honors by *MaxPreps* . . . helped his team post a two-year record of 23-2 . . . high school coach was Darren Melton.

Personal — Favorite NFL team is the New England Patriots . . . his favorite movie is *Gladiator* . . . favorite sports movie is *Space Jam* . . . his favorite pro athlete is NBA all-star Blake Griffin . . . his favorite NFL player is Peyton Hillis . . . the NBA's Oklahoma City Thunder is his favorite professional sports team . . . the three words he uses to best describe himself are "Christian, hard-working and loving" . . . favorite book is the *Bible* . . . favorite childhood game was Super Nintendo . . . a member of the Fellowship of Christian Athletes . . . his brother, Roman, plays football at Princeton . . . parents are Curtis and Shelly Wilson . . . his father played college football at Missouri and in the NFL with the New England Patriots and Detroit Lions . . . graduated in December 2011 with a degree in communication . . . currently working on his master's degree in Education . . . born March 27, 1990 in Columbia, Missouri.

Wilson's Career Statistics

Defense	G	UT	AT	Tot	Loss	Sack	FR	FF	PBU	Int
2009	Red-shirt									
2010 (Fr)	12	10	10	20	1.5/-3	0/0	0	0	0	0
2011 (So)	3	0	0	0	0/0	0/0	0	0	0	0
Totals	15	10	10	20	1.5/-3	0/0	0	0	0	0

Charlie Copa

Tight End
6-3 • 259 • So-RS
Austin, Texas



Tulsa — Transferred to Tulsa from Syracuse University before the 2011 academic year . . . had a solid spring . . . really came on strong the last week of spring drills . . . improved his blocking technique . . . a big body with solid hands . . . an intelligent player.

Previous College — Signed with Syracuse University where he spent the 2010 fall season.

High School — Played tight end and defensive end for the 2009 Westlake High School team that advanced to the Texas Class 5A state championship game . . . earned all-Central Texas and all-district honors as a senior . . . was an academic all-district selection as a junior and senior . . . helped lead his team to a 22-8 record in his junior and senior seasons . . . totaled 13 receptions for 225 yards and three TDs as a senior . . . high school coach was Darren Altman.

Personal — Enjoys hunting and fishing . . . favorite movie is *Friday Night Lights* . . . his favorite NFL player is Rob Gronkowski . . . lists the Minnesota Vikings as his favorite NFL team . . . favorite book is *Where Men Win Glory* . . . the San Antonio Spurs is his favorite professional sports team . . . the person he would most like to meet, dead or alive, is Davy Crockett . . . his favorite TV show is "The Walking Dead" . . . a member of the Fellowship of Christian Athletes . . . parents are Tom and Molly Copa . . . his father played college basketball at Marquette and professionally with the San Antonio Spurs and Houston Rockets . . . majoring in political science . . . born July 16, 1991.

2012 Returning Walk-on Athletes

Blake Abbott

Deep Snapper/
Linebacker
6-0 • 223 • Fr-TR
Liberal, Kan.
University of Kansas

#47

**Daniel Gibney**

Linebacker
5-11 • 219 • Fr-RS
Vista, Calif.
Rancho Buena Vista

#49

**Colby Scott**

Tight End
6-2 • 233 • Fr-RS
Enid, Okla.
Enid

#48

**Josh Bencke**

Offensive Guard
6-2 • 280 • Fr-RS
Rio Grande, NM
Cleveland

#61

**Billy Lafortune**

Offensive Center
6-0 • 251 • Fr-RS
Tulsa, Okla.
Holland Hall

#52

**Trevor Toliver**

Defensive End
6-4 • 260 • Fr-RS
Sapulpa, Okla.
Sapulpa

#57

**Malachi Blankenship**

Wide Receiver
6-1 • 182 • Jr-SQ
Tulsa, Okla.
NOAH Homeschool

#5

**Zachary Lathrop**

Defensive Back
6-0 • 180 • Fr-RS
Missouri City, Texas
John Foster
Dulles

#3

**Bradley White**

Defensive Back
6-0 • 173 • Fr-RS
Tyler, Texas
Grace Community

#49

**Jeff Calvert**

Defensive Back
6-1 • 182 • Fr-RS
Colleyville, Texas
Colleyville
Heritage

#8

**Colbert Nelson**

Linebacker
6-1 • 211 • Jr-SQ
Little Rock, Ark.
Catholic

#38

**Jonathan Chavira**

Defensive Back
5-8 • 179 • Jr-SQ
Purcell, Okla.
Purcell

#29

**Alex Pace**

Defensive Tackle
6-3 • 274 • Jr-SQ
Shaker Heights, Ohio
St. Edwards

#91

**Josh Cunningham**

Linebacker
6-2 • 205 • Fr-RS
Claremore, Okla.
Claremore

#52

**Marcus Pate**

Defensive Back
5-11 • 176 • Jr-SQ
Austin, Texas
Lake Travis

#39





2012 Tulsa Newcomers Roster

Player	Pos.	Ht.	Wt.	Cl/Exp	Hometown	Previous School
Joshua Atkinson	WR	6-2	185	Fr-HS	Carrollton, Texas	The Oakridge School
Blake Belcher	OL	6-5	285	Fr-HS	Guthrie, Okla.	Guthrie
Adam Boyd	WR	6-1	195	Fr-HS	McAlester, Okla.	McAlester
Jeremy Brady	S	5-11	185	Fr-HS	North Little Rock, Ark.	Pulaski Academy
Johnell Celistan	CB	6-1	161	Fr-HS	Wuling, La.	Hahnville
Khiry Cooper	WR	6-3	205	Sr-TR	Shreveport, La.	Nebraska
*Dane Evans	QB	6-2	200	Fr-HS	Sanger, Texas	Sanger
James Flanders	RB	5-11	186	Fr-HS	Midwest City, Okla.	Midwest City
Dylan Foxworth	C	6-2	265	Fr-HS	Claremore, Okla.	Claremore
Damian Gibson	DE	6-4	235	Fr-HS	Tulsa, Okla.	East Central
% Matt Linscott	S	6-2	200	Fr-HS	Tulsa, Okla.	Jenks
Cory Rahmings	DE	6-3	255	Fr-HS	Broken Bow, Okla.	Broken Bow
Rob Riederer	LB	6-1	212	Fr-HS	Holton, Kan.	Holton
Daniel Schwarz	PK	6-3	189	Fr-HS	Lawton, Okla.	MacArthur
Conner Sherwood	LB	6-2	218	Fr-HS	Tulsa, Okla.	Cascia Hall
Craig Suits	LB	6-1	210	Fr-HS	Sunnyvale, Texas	Poteet
Micheal Thomas	S	6-0	200	Fr-HS	Lawton, Okla.	MacArthur
Jerry Uwaezuoke	DT	6-3	270	Fr-HS	Houston, Texas	Westbury
Darnell Walker Jr.	CB	5-11	165	Fr-HS	Bolivar, Mo.	Bolivar
Chris Wallace	OG	6-5	310	Fr-HS	Sperry, Okla.	Sperry
*Davis Walton	OT	6-3	279	Jr-JC	Tulsa, Okla.	NE Oklahoma A&M
Tyler Wilson	TE	6-7	260	Fr-HS	Ponca City, Okla.	Ponca City

*Enrolled at mid-semester %preferred walk-on athlete

2012 Tulsa Newcomers

Joshua Atkinson

Wide Receiver

6-2 • 185 • Fr-HS

Carrollton, Texas • The Oakridge School

Was a three-year letterwinner and starter at The Oakridge School . . . started all three years at receiver and safety . . . was credited with 149 receptions for 2,940 yards and 31 touchdowns in his career, while also totaling 562 rushing yards and nine TDs on 71 carries . . . helped lead his team to a 10-1 record and SPC state title as a senior . . . had 70 receptions for 1,301 yards and 12 touchdowns, and recorded 61 tackles and nine interceptions as a senior . . . was named to the *Dallas Morning News* Top 100 Area Recruits . . . named to the *Fort Worth Star Telegram* Super Team his senior season . . . earned all-SPC honors as a junior and senior . . . caught 53 passes for 1,105 yards and 11 touchdowns, while returning seven kicks for

261 yards and one TD his junior season . . . played quarterback as a sophomore and completed 97 passes for 1,548 yards and 15 TDs, while rushing for 445 yards and six TDs on 65 carries his sophomore campaign . . . earned honorable mention all-state honors, while being named all-district on offense and defense his sophomore season . . . was also the District Newcomer of the Year as a sophomore . . . also lettered three years in basketball and track . . . high school coach was Phillip Farhat . . . born August 19, 1993 in Dallas, Texas.

Blake Belcher

Offensive Tackle

6-5 • 285 • Fr-HS

Guthrie, Okla. • Guthrie

Was a three-year letterwinner and starter at offensive tackle at Guthrie High School . . . helped lead his team

to a 14-0 record and Class 5A state championship as a senior and an overall 33-6 three-year record . . . helped pave the way for an offense that averaged 39.9 points and nearly 275 rushing yards per game his senior season . . . graded at 96-percent as a senior . . . was a first-team all-state selection by the *Tulsa World* his senior season . . . was named the Class 5A-1 Offensive Lineman of the Year and *The Oklahoman's* Big All-City Lineman of the Year as a senior . . . was a first-team all-state selection by *The Oklahoman* . . . was named to the OCA West all-state team . . . 11th-ranked Oklahoma prospect by *Rivals.com* . . . received a *Rivals.com* three-star rating . . . was named to *The Oklahoman's* Big All-City team as a junior . . . also lettered four years in power-lifting and three-years in track . . . high school coach was Rafe Watkins . . . born September 14, 1993 in Tulsa, Oklahoma.

Adam Boyd

Wide Receiver

6-1 • 195 • Fr-HS

McAlester, Okla. • McAlester

Was a four-year letterwinner at McAlester High School . . . was a two-way standout . . . started four years at safety and his last two seasons at receiver as well . . . helped lead his team to a 12-1 record and state semifinal appearance as a senior . . . his final three teams compiled an overall mark of 32-5 . . . had career totals of 342 tackles, nine sacks and seven interceptions, while rushing for 393 yards and tallying 2,180 yards in receiving . . . recorded 85 tackles as a senior . . . had 61 receptions for 1,189 yards and seven TDs as a receiver, while rushing for 210 yards and four TDs his senior season . . . was a first-team all-state selection by *The Oklahoman* . . . earned second-team all-state accolades by the *Tulsa World* . . . was selected as the *Tulsa World's* third-ranked defensive back in the area as a senior . . . was named to the all-*VYPE Magazine* team for Eastern Oklahoma his senior season . . . registered 81 tackles, four interceptions and blocked two field goals as a junior . . . had 91 tackles, three sacks and one interception his sophomore season . . . also lettered three years in baseball and two years in track . . . high school coach was Bryan Pratt . . . born November 9, 1993 in Fort Worth, Texas.

Jeremy Brady

Defensive Back

5-11 • 185 • Fr-HS

North Little Rock, Ark. • Pulaski Academy

Earned four letters in high school . . . spent his senior season at Pulaski Academy . . . played at Red Oak (Texas) High School in his first three years . . . started at safety in each of his four seasons . . . also started at receiver as a junior at Red Oak HS . . . helped lead his Pulaski team to a 14-0 record and Arkansas Class 4A state championship as a senior . . . collected 64 tackles, 10 TFLs and four interceptions as a senior . . . also returned 10 kicks for 294 yards and one TD . . . had 423 all-purpose yards and two touchdowns his senior campaign . . . earned first-team all-conference honors as a senior . . . totaled 89 tackles, four interceptions and two forced fumbles as a junior at Red Oak . . . earned first-team 15-4A all-district accolades as a sophomore and junior . . . was invited to the U.S. Army All-American Combine in 2011 . . . had career statistics of 27 receptions for 460 yards on offense . . . tallied 300 tackles, 12 interceptions, nine pass break-ups, five caused fumbles and four fumble recoveries in his career . . . high school coach at Pulaski Academy was Kelvin Kelly . . . born November 19, 1993 in Dallas, Texas.

Johnell Celistan, Jr.

Defensive Back

6-1 • 161 • Fr-HS

Wuling, La. • Hahnville

Was a three-year letterwinner and starter on defense at Hahnville High School . . . earned honorable mention all-district 5A accolades in his senior season . . . received a *Rivals.com* three-star rating . . . also lettered two years in track and was a district finalist in the 300-meter hurdles . . . born April 17, 1993 (pronounced John-L Sell-ih-stan)

Khiry Cooper

Wide Receiver

6-3 • 205 • Sr-TR

Shreveport, La. • University of Nebraska

Transferred to Tulsa from the University of Nebraska . . . has one year of eligibility remaining after earning his bachelor's degree from Nebraska . . . was a two-sport athlete at Nebraska, playing football and baseball . . . grabbed 21 passes for 140 yards and one touchdown in 27 career games . . . played in nine games during the 2011 football season, while catching four passes for 60 yards . . . saw action in six games in 2010, but did not catch a pass . . . played in 12 games as a red-shirt freshman in 2009 and caught 17 passes for 80 yards and one touchdown . . . started four games and had three catches against Texas Tech, Baylor and Kansas and scored his lone TD with a 13-yard reception against Texas Tech as a red-shirt freshman . . . also played 99 career games for the Huskers baseball team . . . was one of the top wide receivers in the state of Louisiana as a prep senior . . . accounted for 1,700 yards and 42 touchdowns in three years at Shreveport's Calvary Baptist Academy . . . caught 60 passes for 1,038 yards while helping Calvary Academy to a 12-1 record and a trip to the state semifinals in Class 2A in his senior campaign . . . was a first-team Class 2A all-state selection and was also a member of the Baton Rouge Advocate's "Second dozen" of top players in Louisiana as a senior . . . was ranked among the top 30 football players in the state of Louisiana by both *Rivals.com* and *SuperPrep Magazine* . . . was selected in the fifth round by the Los Angeles Angels of Anaheim in the 2008 MLB Draft, but elected to play both football and baseball at Nebraska . . . was chosen again in the MLB Draft in 2012 by the Boston Red Sox in the 25th round as the 781st overall pick . . . born January 18, 1990.

James Flanders

Running Back

5-11 • 186 • Fr-HS

Midwest City, Okla. • Midwest City

Led Class 6A in rushing as a senior with 2,456 yards and scoring with 270 points . . . earned first-team all-state honors by the *Tulsa World* as a senior . . . gained a three-star rating by *Rivals.com* . . . was named to *The Oklahoman* all-state first team, while also earn-

ing *The Oklahoman* Big All-City Offensive Player of the Year accolades . . . totaled 174 yards and three TDs against Del City in the season opener as a senior . . . had 55 carries for 273 yards and six touchdowns in the state quarterfinals against Owasso High School . . . also had six TDs in a game against Edmond Memorial . . . had 195 yards and two TDs in a state playoff win over Westmoore . . . 18th-ranked Oklahoma prospect by *Rivals.com* . . . received a *Rivals.com* three-star rating . . . had career totals of 4,857 yards and 81 TDs . . . was named to the OCA West all-state team . . . was named to the all-*VYPE Magazine* team for Central Oklahoma . . . totaled 1,672 yards and 22 touchdowns as a junior in leading the Bombers to a 10-1 record . . . his brother, John, is a senior on the Tulsa football team . . . high school coach was Steve Huff . . . born June 30, 1994

Dylan Foxworth

Offensive Center

6-2 • 265 • Fr-HS

Claremore, Okla. • Claremore

Was a four-year letterwinner and three-year starter at Claremore High School . . . was a two-way starter his senior season at center and defensive end . . . graded out at an average of 92 percent in his three seasons starting on the offensive line . . . was ranked as the *Tulsa World's* eighth-best defensive lineman in the area . . . earned *Tulsa World* second-team all-metro honors on defense as a senior, and was an honorable mention all-state selection . . . also earned first-team all-district accolades as a senior . . . graded out at an average of 94-percent as a senior, while grading 100-percent in five games . . . had 82 tackles, three sacks, two forced fumbles and two fumble recoveries as a senior . . . received a *Rivals.com* three-star rating . . . earned three letters in wrestling . . . high school coach was Rob Gilbreath . . . born December 28, 1993 in Tulsa, Oklahoma.

Damian Gibson

Defensive End

6-4 • 235 • Fr-HS

Tulsa, Okla. • East Central

Was a *Tulsa World* first-team all-state and all-metro selection his senior season at East Central High School . . . recorded 112 tackles and six sacks as a senior . . . also caught 29 passes for 444 yards and six touchdowns from his tight end position . . . had a season-high 16 tackles against Coweta . . . was named the District 5A-4 co-Defensive Player of the Year his senior season . . . was selected as the *Tulsa World's* top defensive lineman in the state of Oklahoma . . . was named to the all-*VYPE Magazine* second team for Eastern Oklahoma . . . 15th-ranked Oklahoma prospect by *Rivals.com* . . . received a *Rivals.com* three-star rating . . . was a second-team all-state selection by *The Oklahoman* as a senior . . . high school coach was Travis Hill . . . born August 13, 1993.



Matt Linscott

Defensive Back

6-2 • 200 • Fr-HS

Tulsa, Okla. • Jenks

Was a three-year letterwinner and two-year starter at Jenks High School . . . played strong safety . . . helped lead his teams to a three-year record of 36-5 and made two state championship game appearances . . . was credited with 81 tackles, 10 pass break-ups and four interceptions as a senior . . . earned second-team all-metro and honorable mention all-state accolades by the *Tulsa World* . . . earned all-District 6A-3 honors his senior season . . . was an OCA all-state honorable mention selection . . . totaled 79 tackles, 17 pass break-ups, four interceptions and two fumble recoveries as a junior . . . high school coach was Allan Trimble . . . born February 16, 1994 in Plano, Texas.

Cory Rahmings

Defensive End

6-3 • 255 • Fr-HS

Broken Bow, Okla. • Broken Bow

Was a three-year letterwinner and starter at Broken Bow High School . . . totaled 90 tackles, 18 TFLs, 13 sacks and four fumble recoveries as a senior . . . three of his fumble recoveries were returned for touchdowns . . . earned second-team all-state accolades by the *Tulsa World* . . . was named to the OCA East all-state team . . . was an honorable mention all-state selection by *The Oklahoman* as a senior . . . 20th-ranked Oklahoma prospect by *Rivals.com* . . . received a *Rivals.com* three-star rating . . . was his senior class president . . . high school coach was Greg Werner . . . born October 16, 1993 in Broken Bow, Oklahoma. (pronounced Rah – mings)

Rob Riederer

Linebacker

6-1 • 212 • Fr-HS

Holton, Kan. • Holton

Was a three-year letterwinner at Holton High School . . . started three years on offense at running back and his final two seasons on defense at linebacker . . . was on teams that posted a three-year record of 30-4 . . . collected 121 tackles in his senior season, while rushing for 649 yards and seven TDs . . . had 17 tackles in a 37-30 season-opening win over Topeka as a senior . . . earned Class 4A all-state honors by the *Topeka Capital Journal* and *Wichita Eagle* . . . 8th-ranked Kansas prospect by *Rivals.com* . . . received a *Rivals.com* three-star rating . . . also earned all-league accolades . . . totaled 75 tackles as a junior from his linebacker position, while rushing for 360 yards and eight TDs on offense . . . had 107 carries for 623 yards and 12 touchdowns as a sophomore . . . chosen to play in the International Bowl as a member of the US Under-19 National Team . . . also lettered three years in track and two years in wrestling . . . high school coach was Brooks Barta . . . born Sept. 25, 1993 in Lake Forest, Illinois. (pronounced Reader)

Daniel Schwarz

Place-kicker

6-3 • 189 • Fr-HS

Lawton, Okla. • MacArthur

Helped his team reach the Class 5A state championship game . . . converted 18 field goals and 65 PATs his senior year, while knocking through a season-long 47-yard field goal . . . had a career-long 54-yard field goal as a junior . . . earned second-team all-state accolades by the *Tulsa World* as a senior . . . was a first-team all-state selection by *The Oklahoman* . . . ranked as the No. 10 kicker in the nation by *Rivals.com* . . . high school coach was Brett Manning . . . born March 29, 1993.

Conner Sherwood

Linebacker

6-2 • 218 • Fr-HS

Tulsa, Okla. • Cascia Hall

Was a four-year letterwinner and starter at Cascia Hall High School . . . played linebacker and tight end . . . helped Cascia Hall compile a 51-3 record in his four seasons and state titles in 2008 and 2009 . . . led Cascia Hall to a 14-1 record and state runner-up finish his senior season . . . earned first-team all-state accolades as a senior and was a two-time all-metro selection by the *Tulsa World* . . . was named the *Tulsa World* Reader's Pick Metro Player of the Year as a senior . . . was picked as the *Tulsa World's* top linebacker in the area . . . was a second-team all-state selection by *The Oklahoman* as a senior . . . was named to the OCA East all-state team his senior campaign . . . totaled 120 tackles, 13 TFLs and forced three fumbles his senior season . . . also caught seven passes for 105 yards and two TDs, and had two rushing touchdowns as a senior . . . was the District 3A-5 Co Defensive Player of the Year . . . 17th-ranked Oklahoma prospect by *Rivals.com* . . . earned *MaxPrep* All-America second team accolades . . . received a *Rivals.com* three-star rating . . . was named to the all-*VYPE Magazine* team for Eastern Oklahoma . . . tallied 408 career tackles, 39 TFLs, 14 sacks, eight forced fumbles and five interceptions . . . also had career totals of 16 receptions for 196 yards and three TDs, while rushing for 83 yards and seven touchdowns . . . was named to the *Tulsa World* all-state second team his junior season, and was a first-team all-state pick by *The Oklahoman* . . . was credited with 110 tackles and six sacks as a junior . . . also lettered four years in basketball and two years in track . . . high school football coach was Joe Medina . . . born July 16, 1993 in Wichita, Kansas.

Craig Suits

Linebacker

6-1 • 210 • Fr-HS

Sunnyvale, Texas • Mesquite Poteet

Was a four-year letterwinner and starter at Mesquite Poteet High School . . . started all four years at linebacker . . . was a two-time first-team all-district selection . . . collected 321 tackles, 32 TFLs, 11 pass break-

ups and three interceptions in his career . . . totaled 92 stops and 15 TFLs as a senior . . . named to the *Dallas Morning News* Top-100 all-area team . . . received a *Rivals.com* three-star rating . . . was credited with 151 tackles, seven TFLs, six pass break-ups and four sacks his junior season as his team posted a 12-3 record and advanced to the Class 4A state semifinals . . . was named first-team all-area as a junior . . . had 78 tackles his sophomore campaign . . . high school coach was Randy Jackson . . . born October 14, 1993 in Dallas, Texas.

Micheal Thomas

Defensive Back

6-0 • 200 • Fr-HS

Lawton, Okla. • MacArthur

Was a four-year letterwinner and three-year starter at Lawton MacArthur High School . . . helped Lawton Mac post a four-year record of 44-7 . . . helped lead his team to a 13-1 mark and the state championship game as a senior . . . was credited with 174 tackles, five interceptions, 10 pass break-ups and nine caused fumbles in his career . . . received a *Rivals.com* three-star rating . . . totaled 62 tackles, four caused fumbles and two interceptions his senior season . . . was a second-team all-state selection by *The Oklahoman* as a senior . . . was named the District 5A-2 Defensive Back of the Year his senior season . . . tallied 66 tackles, three interceptions and four pass break-ups as a junior . . . had 46 tackles and four pass break-ups as a sophomore . . . high school coach was Brett Manning . . . born February 27, 1994 in Lafayette, Louisiana.

Jerry Uwaezuoke

Defensive Tackle

6-3 • 270 • Fr-HS

Houston, Texas • Westbury

Was a two-year letterwinner at Westbury High School . . . started at defensive tackle his senior season . . . earned second-team all-district accolades as a senior . . . played offensive tackle as a junior as well as on the defensive line . . . also lettered two years in track and one year in power-lifting . . . born August 25, 1994.

Darnell Walker Jr.

Defensive Back

5-11 • 165 • Fr-HS

Bolivar, Mo. • Bolivar

Earned three letters . . . was a two-year letterwinner at Bolivar High School, and lettered his sophomore season at Muskogee (Okla.) High School . . . started all three years as a defensive back, and the last two years at receiver as well . . . helped lead his team to 11-2 records and the state playoffs as a junior and senior . . . totaled 75 tackles and nine interceptions on defense, and caught 43 passes for 890 yards and eight touchdowns on offense his senior season . . . 13th-ranked Missouri prospect by *Rivals.com* . . . received

a *Rivals.com* three-star rating . . . earned first-team Class 4A all-state, all-district, all-conference and all-Southwest Missouri honors on defense as a senior . . . also earned all-district, all-conference and all-Southwest Missouri merits on offense his senior season . . . was named the Conference Defensive Player of the Year his senior campaign . . . compiled 34 tackles and seven interceptions his junior season . . . had career stats of 132 tackles, 18 interceptions for 301 return yards and three blocked field goals on defense . . . also had 23 career punt returns for 605 yards and seven TDs, and 18 kickoff returns for 589 yards and four touchdowns . . . on offense, caught 67 passes for 1,280 yards and 12 TDs in his career, while rushing for 245 yards and three touchdowns . . . totaled 23 tackles and two interceptions as a sophomore at Muskogee (Okla.) High School . . . his father played at the University of Oklahoma and had an eight-year NFL career . . . high school coach was Lance Roweton . . . born August 22, 1994 in Muskogee, Oklahoma.

Chris Wallace
Offensive Lineman
6-5 • 310 • Fr-HS
Sperry, Okla. • Sperry

Was a four-year letterwinner and three-year starter at Sperry High School . . . was a two-way starter at tackle as a junior and senior . . . was credited with 65 pancake blocks his senior season, while collecting 45 tackles and three sacks on the defensive side of the ball . . . had 22 pancake blocks in his first three games . . . earned second-team all-state accolades by the *Tulsa World* on offense . . . was named to the OCA East all-state team . . . was ranked as the *Tulsa World's* fourth-best offensive lineman in the area . . . named to the *Tulsa World* all-metro first team for offense . . . earned District 3A-5 Offensive Lineman of the Year his senior season . . . was named to the all-VYPE Magazine team for Eastern Oklahoma . . . was an honorable mention all-state selection by *The Oklahoman* as a senior . . . high school coach was Robert Park . . . born July 29, 1994.

Tyler Wilson
Tight End
6-7 • 260 • Fr-HS
Ponca City, Okla. • Ponca City

Was a three-year letterwinner and starter at Ponca City High School . . . played tight end, receiver, full-back, quarterback and defensive end at some point in his prep career . . . had 28 receptions for 308 yards his senior season . . . earned *Tulsa World* honorable mention all-state merits as a senior . . . was named to the all-district 6A-4 team his senior season . . . 19th-ranked Oklahoma prospect by *Rivals.com* . . . received a *Rivals.com* three-star rating . . . in his career, caught 62 receptions for 703 yards and five touchdowns, while rushing for 32 yards and one TD and completing 30 passes for 354 yards and three TDs . . . caught 33 passes for 395 yards and five TDs as a junior . . . lettered two years in soccer and one year in basketball . . . high school coach was Rob Fry . . . born August 22, 1994 in Ponca City, Oklahoma.





STAFF

Bill Blankenship is one of only seven head coaches of the 28 coaches in Golden Hurricane football history to post at least eight wins in his first year as head coach.

Head Football Coach.....	50-51
Coaching Staff	52-57
Football Support Staff.....	57
President	58
Director of Athletics.....	58

Bill Blankenship

Head Football Coach
SECOND YEAR



The 2012 season will be Bill Blankenship's second as head football coach at his alma mater. In his first season as The University of Tulsa's head coach, Blankenship led the Golden Hurricane football team to an 8-5 record, a 7-1 Conference USA mark and the school's seventh bowl game in the last nine seasons.

A former Tulsa quarterback, Blankenship was promoted as the school's 28th head football coach on January 14, 2011.

Blankenship collected his first collegiate head coaching victory with a 31-3 victory at Tulane on September 10, 2011. His first season as head coach featured a schedule against four teams ranked among the nation's top-7 teams — #1 Oklahoma, #7 Oklahoma State, #4 Boise State and #7 Houston, as the first three of those games came within the first four weeks of the season.

He became only the seventh coach among the 28 in school history to win at least eight games in his first season and just the fourth TU coach to take his first team to a Bowl game.

During his five-year tenure at Tulsa, the Golden Hurricane has posted a 44-22 overall record, 29-11 league mark and a 3-1 Bowl record.

Before taking the reigns as head coach, Blankenship spent the previous four years as an assistant coach for



the Golden Hurricane. He returned to his alma mater in January 2007 to coach the wide receivers. In 2008, Blankenship was named special teams coordinator and in 2009 added the responsibilities of running backs coach as well.

In 2010, Blankenship served as senior associate head coach, running backs coach and special teams coordinator.

"I'm ecstatic. This is a day I've dreamed about for a long time. There's an old coaches quote that says 'Luck is when preparation meets opportunity'. I feel like I'm prepared and have been prepared. Fortunately,

the opportunity presented itself, and I'm excited to take what I think is a great program and help propel it to even greater heights," said Blankenship at his introductory press conference.

In four seasons as an assistant coach, Blankenship was a part of 36 victories, two straight Conference USA West Division titles (2007, 2008), shared one C-USA Western Division crown (2010), played in two C-USA Championship Games (2007, 2008), two GMAC Bowl Championships and the 2010 Sheraton Hawai'i Bowl Championship.

Blankenship was a key member of an offensive coaching staff that saw the Hurricane lead the nation in total offense two straight years, with an average of 543.9 yards in 2007 and an average of 569.9 yards in 2008. In 2007, Blankenship's receiving corps had three players total more than 1,000 yards on the season (Brennan Marion, Trae Johnson and Charles Clay). In 2010, Tulsa was once again among the national leaders in offense ranking fifth in total offense (505.6), sixth in scoring offense (41.3), 13th in passing offense (288.6) and 15th in rushing offense (216.9).

Blankenship headed up Tulsa's special teams for the previous three years, and nearly every area of special teams showed improvement each season. In 2010, Tulsa ranked first in punt return yardage defense, ninth in net punting, 10th in kickoff return yardage defense, 21st in punt returns and 48th in kickoff returns. The Hurricane punt coverage unit allowed just 1.5 yards on 19 returns for its' number one ranking.

A year earlier, Tulsa ranked eighth in NCAA statistics for punt returns, 29th for punt return defense and 33rd for net punting. He also coached the nation's No. 7



(L-R): SON JOSH W/DAUGHTER GRACIE AND WIFE LINDSAY; SON ADAM; ANGIE AND BILL W/GRANDSONS BARRETT AND LOGAN; SON CALEB W/SON BRADY AND WIFE KIM



punter (Michael Such) and No. 8 punt returner (Damaris Johnson). For two consecutive seasons – 2009 and 2010 – Damaris Johnson was the nation's all-purpose yardage leader.

In 2008, Tulsa's special teams ranked eighth in the nation for kickoff returns, while Damaris Johnson earned Freshman All-America honors as a kick return specialist.

After the 2008 campaign, Blankenship was recognized by the Oklahoma Chapter of the National Football Foundation and College Football Hall of Fame with the "Merv Johnson Integrity in College Coaching Award." He was inducted into the Oklahoma Coaches Association Hall of Fame in July 2009.

Before entering the collegiate coaching ranks, Blankenship spent 23 years as an Oklahoma High School coach. Blankenship resigned as the head football coach at Tulsa's Union High School in December 2005 after leading his team to a second consecutive state championship at the Oklahoma Class 6A school.

Before being appointed to the Tulsa coaching staff, Blankenship served as the state director of Oklahoma for the Coaches Outreach Ministry during his one year away from coaching.

As a head coach on the prep level, Blankenship compiled a 205-68 record, including an average of 10 wins per season for his last 20 years, appeared in the state championship game eight times and won three state titles. He was named the District Coach of the Year eight times, twice was selected as the Region Coach of the Year and served as head coach for the Oklahoma team at the 1998 Oil Bowl All-Star game.

He spent 14 years as the head football coach and athletic director at Union High School, where he registered a record of 154-26. His teams qualified for the state playoffs 14 times, reached the quarterfinals 10 times and made the semifinals in nine seasons. Blankenship's teams made the state championship game seven times.

He guided his Union team to Oklahoma Class 6A state titles in 2002, 2004 and 2005. Blankenship's teams at Union won eight straight district championships and had a 56-game home winning streak from 1997 through 2005.

Blankenship had more than 100 student-athletes receive college scholarships in his 14 seasons at Union High School.

Before moving to Union, Blankenship coached two seasons at Edmond Memorial High School, where his teams made two state playoff appearances. Before that, he posted a 34-17 mark in four seasons and made one state championship game appearance at Spiro High School. Blankenship also coached at Sapulpa High School as offensive coordinator in 1985

BLANKENSHIP AT TULSA

Year	Position	W-L	Pct.	Conference Finish	Bowl Game
2007	Wide Receivers	10-4	.714	1st/West	GMAC Bowl (win)
2008	Special Teams Coordinator	11-3	.786	1st/West	GMAC Bowl (win)
2009	RBs, Special Teams Coord.	5-7	.417	3rd/West	
2010	Sr. Associate Head Coach, RBs, Special Teams Coord.	10-3	.769	Tie-1st/West	Hawai'i Bowl (win)
2011	Head Coach	8-5	.615	2nd/West	Armed Forces Bowl (loss)

THE BLANKENSHIP FILE

PERSONAL

Birthdate: December 12, 1956

Birthplace: Fort Smith, Ark.

Hometown: Spiro, Okla.

Family: wife Angie; grown sons Josh, Caleb and Adam

Education: Biology degree at The University of Tulsa (1979); Master's degree at Northeastern State (1985)

PLAYING EXPERIENCE

The University of Tulsa (Quarterback), 1975-79.
Red-shirted in 1976. Started at quarterback in both the 1977 and 1979 seasons.

BOWL GAMES AS A PLAYER

- 1976 Independence Bowl (Tulsa)

BOWL GAMES AS A COACH

- 2008 GMAC Bowl (Tulsa)
- 2009 GMAC Bowl (Tulsa)
- 2010 Sheraton Hawai'i Bowl (Tulsa)
- 2011 Bell Helicopter Armed Forces Bowl (Tulsa)



and was the head coach at Eastwood Christian School for the 1983 and 1984 seasons.

Blankenship credits a number of coaching influences in his life for this opportunity to coach the Tulsa Golden Hurricane.

"I think back to some defining moments in my career. I go back to F.A. Dry sitting in my living room in 1975 and giving me the chance to come to The University of Tulsa to be a quarterback. Later that month, Barry Switzer sat in my living room giving me the opportunity to go to Oklahoma. They ran the wishbone and he said they would let me be a quarterback, but that I would probably play defense. I respectfully declined because I wanted to play quarterback, and that has probably set this course in motion. I came here and I loved what I did," said Blankenship. "There were a number of coaches that had tremendous influences on me, from F.A. Dry and Jerry Rhome, who was my first quarterbacks coach, to John Cooper, a Hall of Fame coach, and Larry Coker, who was my last quarterbacks coach here. I was raised in a coaches household. My dad was a high school hall of fame coach. L.D. John-

son, also a high school hall of fame coach, coached me in high school. When you start putting all the pieces together, you can tell that I was blessed with the good fortune of being impacted by some tremendous people in my life."

Blankenship was a three-year letterman and quarterback at Tulsa during the 1975-79 seasons. After red-shirting in 1976, Blankenship started eight games in the 1977 season and six contests in 1979. During his playing career, he threw for 2,113 yards and eight touchdowns. Blankenship earned a bachelor's degree in biology in 1979, and received a master's degree from Northeastern State in 1985.

He and his wife, Angie, have three sons, all three of whom played college football. Their oldest son, Josh, played quarterback at Tulsa before earning All-America honors at Eastern Washington University, and is currently the head football coach at Muskogee (Okla.) High School. Caleb was an all-conference tight end at Tulsa, while their youngest son, Adam, played at Illinois State and is now the defensive ends coach on the Tulsa staff.

Scott Downing

Assistant Head Coach,
Tight Ends Coach and
Special Teams
Coordinator

SECOND YEAR



Scott Downing is in his second season on the coaching staff at The University of Tulsa. He was named the Golden Hurricane Assistant Head Coach, Tight Ends Coach and Special Teams Coordinator on January 18, 2011.

Downing has 32 years of collegiate coaching experience. He has spent seven years as a head coach, 12 years as a coordinator and has coached in 16 bowl games.

In his first season with the Golden Hurricane, Downing coaches a first-team all-conference place-kicker (Kevin Fitzpatrick) and second-team all-league tight end (Clay Sears). Fitzpatrick became the school's all-time scoring leader with 299 career points and had three 50+ field goals, while connecting on 15-of-18 field goals, in 2011. Sears' 37 receptions for 469 yards was the most for a Tulsa tight end since All-American Garrett Mills in 2005.

Before coming to Tulsa, Downing served as the head coach at the University of Northern Colorado for five years (2006-10). Before that, Downing was the recruiting coordinator and tight ends coach at Nebraska (2003-05) for three years.

Previously, he served six years under Joe Tiller at Purdue University (1997-2002) as assistant head coach, special teams coordinator and running backs coach. Downing went to Purdue with Tiller after spending 10 seasons on the coaching staff at Wyoming (1987-96), where he held positions as linebackers coach for four years, defensive coordinator and linebackers coach for four years and assistant head coach, special teams coordinator and running backs coach for two seasons. Downing began his coaching career at Sterling College in 1980, spending the first two years as offensive line coach (1980-81) and the next two seasons as head coach (1982-83). He then made his first stop at Nebraska (1984-86) as a graduate assistant coach for two years and served one year as the head freshman coach.

During his tenure, Downing has coached six FBS first-team All-Americans, the 2001 Ray Guy Award winner, the Ray Guy Award finalist in 2003 and semifinalist in 2005, the Groza Award finalist in 2001 and semifinalist in 1996, and the Mosi Tatupu Special Teams Award finalist in 1998 and 2001.

Downing earned his bachelor's degree in history from Sterling College in 1979. He was a four-year letterwinner in football and served as team captain in 1977 and 1978.

Downing and his wife, Karen, have three sons: Matthew, Andrew and Zachary.

Alma Mater: Sterling (Kan.) College '79

Birthdate: November 7, 1956

Hometown: Kansas City, Mo.

College Coaching Experience: 32 years (1980-2011). Entering second year at Tulsa.

Playing Experience: A four-year letterman at Sterling College (1975-78). Served as team co-captain in 1977 and 1978.

Bowl Games as a Coach

1985	Sugar Bowl (Nebraska)
1986	Fiesta Bowl (Nebraska)
1987	Sugar Bowl (Nebraska)
1987	Holiday Bowl (Wyoming)
1988	Holiday Bowl (Wyoming)
1990	Copper Bowl (Wyoming)
1993	Copper Bowl (Wyoming)
1997	Alamo Bowl (Purdue)
1998	Alamo Bowl (Purdue)
2000	Outback Bowl (Purdue)
2001	Rose Bowl (Purdue)
2001	Sun Bowl (Purdue)
2002	Sun Bowl (Purdue)
2003	Alamo Bowl (Nebraska)
2005	Alamo Bowl (Nebraska)
2011	Bell Helicopter Armed Forces Bowl (Tulsa)

Denver Johnson

Assistant Head
Coach & Offensive
Line Coach

SECOND YEAR



A 1981 Tulsa graduate, Denver Johnson enters his second year as Assistant Head Coach and Offensive Line Coach at his alma mater. Johnson was named to the Tulsa coaching staff on January 18, 2011.

Johnson has spent a total of 27 years coaching college football. This past summer, Johnson was honored by the Jim Thorpe Association with the Merv Johnson Integrity in College Coaching Award.

Last year, the Tulsa offensive line was ranked among the top-35 in the country for fewest sacks and fewest tackles for lost yardage allowed, while the Hurricane offense ranked 26th for rushing offense and 21th nationally for total offense. Senior guard Clint Anderson earned first-team all-conference accolades, while tackle Tyler Holmes was an honorable mention selection and signed as a free agent with the Minnesota Vikings.

Before joining the Tulsa staff, Johnson spent two seasons as the offensive line coach at the University of Colorado (2009-10). The Buffs' offensive unit jumped 66 spots in NCAA stats for fewest sacks allowed in

2010, while he coached offensive lineman Nate Solder who was the New England Patriots first round draft choice in 2011.

Before that, Johnson spent a total of 12 years as a head coach at two Football Championship Subdivision (FCS) schools, including nine years at Illinois State (2000-08) and the three seasons before that at Murray State (1997-99). He compiled an overall 69-66 career head coaching mark. Johnson recorded a 21-12 record at Murray State and won 48 games at Illinois State. His 2006 ISU team registered a 9-4 mark, the second most wins in school history, advanced to the FCS quarterfinals and finished the season with a No. 8 national ranking.

At Illinois State, his teams produced some of the most prolific offensive campaigns in school history by establishing 28 offensive records, including most points and the most rushing, passing and total yards in a single season.

His ISU teams produced 34 players who received All-America honors and 62 first-team All-Missouri Valley Football Conference selections.

Before his first head coaching stop, Johnson spent 11 years as an assistant coach after beginning his coaching career as a graduate assistant at Oklahoma State in 1985. He coached three years at Tennessee-Martin (1986-88), four years at Oklahoma State (1989-92), three seasons at Mississippi State (1993-95) and one year at Oklahoma (1996), coaching the offensive line at all four schools.

An all-Missouri Valley Conference offensive lineman as a senior for the Golden Hurricane, Johnson was an eighth round draft choice by the Tampa Bay Buccaneers in 1981. He spent two years (1981-82) with the Bucs and three seasons in the USFL, playing two years (1983-84) with the Los Angeles Express and the 1985 season with the Houston Gamblers. Johnson's USFL tenure included playing stints with quarterbacks Jim Kelly and Steve Young, who went on to stardom in the NFL.

Johnson earned his bachelor's degree in business management in 1981. He and his wife, Danita Kay, have two daughters: Taylor and Kelsey.

Alma Mater: Tulsa '81

Birthdate: October 17, 1958

Hometown: Seminole, Oklahoma

College Coaching Experience: 27 years (1985-11). Entering second year at Tulsa.

Playing Experience: Was a four-year letterwinner (1976-80). Earned all-conference honors in 1980.

Bowl Games as a Player

1976	Independence Bowl (Tulsa)
------	---------------------------

Bowl Games as a Coach

1985	Gator Bowl (Oklahoma State)
1993	Peach Bowl (Mississippi State)
1995	Peach Bowl (Mississippi State)
2011	Bell Helicopter Armed Forces Bowl (Tulsa)



Brent Guy

Defensive Coordinator and Linebackers Coach

SECOND YEAR



In his second season with the Golden Hurricane, Brent Guy serves as The University of Tulsa's Defensive Coordinator and Linebackers Coach. He was named to the position on January 21, 2011, and is entering his 27th year in the collegiate coaching profession.

In his first year at Tulsa, the Golden Hurricane defense ranked 12th nationally for interceptions, 25th for turnovers gained and 33rd for rush defense. Guy coached a linebacker corps that had the nation's third-leading tackler, Curnelius Arnick, who tallied 12.2 stops per game.

Before coming to Tulsa, Guy spent one season as the linebackers coach and recruiting coordinator at UNLV. Before that, he was the defensive coordinator and linebackers coach at Louisville for the 2009 season. Prior to his stint at Louisville, Guy spent four seasons as head coach of Utah State (2005-08) and produced 14 players that earned first or second-team All-Western Athletic Conference honors.

Guy went to Utah State from Arizona State where he was the defensive coordinator and linebackers coach for four years (2001-04). In 2002, the Sun Devils' defense was ranked 27th nationally against the run and in 2004 finished the season ranked 28th in run defense, 32nd in pass efficiency and 48th in both total and scoring defense. ASU went 9-3 in 2004 and defeated Purdue in the Sun Bowl, marking the Sun Devils' second bowl appearance in three years.

Before moving to Tempe, Guy was the defensive coordinator at Boise State from 1998-2000, helping the Broncos capture Big West Conference championships in 1999 and 2000. The Broncos went on to win consecutive Humanitarian Bowls after those seasons.

Under his guidance, Boise State led the Big West in total defense, rushing defense and scoring defense in both 1999 and 2000. In 1999, the Broncos ranked 28th in the nation in scoring defense allowing just 20.5 points per game.

Guy, who has been a part of 10 post-season bowl teams in his playing and coaching career, had two stints coaching at his alma mater of Oklahoma State. After serving as a graduate assistant (1986-87) and recruiting coordinator (1988) there, Guy coached the Cowboy linebackers from 1989-91 and then again from 1995-97.

During his first stint at Utah State in 1992-94, working with the linebackers, the Aggies won a Big West

Conference Championship and posted the only bowl victory in school history, winning the 1993 Las Vegas Bowl, 42-33, against Ball State.

Guy began his playing career at Oklahoma State as a walk-on athlete in 1979. He started four games as a junior and was a starting linebacker in his senior season of 1982, when he totaled 106 tackles. Guy graduated from OSU with a degree in hotel and restaurant administration in 1983.

He and his wife, Shawn, have two children: Madison and Riley.

Alma Mater: Oklahoma State '83

Birthdate: September 5, 1960

Hometown: Booker, Texas

College Coaching Experience: 26 years (1986-2011). Entering second year at Tulsa.

Playing Experience: Was a three-year letterman at Oklahoma State (1980-82). Started his senior season at linebacker.

Bowl Games as a Player

1981 Independence Bowl (Oklahoma State)

Bowl Games as a Coach

1987 Sun Bowl (Oklahoma State)
 1988 Tokyo Coca-Cola Bowl (Oklahoma State)
 1988 Holiday Bowl (Oklahoma State)
 1993 Las Vegas Bowl (Utah State)
 1997 Alamo Bowl (Oklahoma State)
 1999 Humanitarian Bowl (Boise State)
 2000 Humanitarian Bowl (Boise State)
 2002 Holiday Bowl (Arizona State)
 2004 Sun Bowl (Arizona State)
 2011 Bell Helicopter Armed Forces Bowl (Tulsa)



Greg Peterson

Offensive Coordinator and Receivers Coach

SECOND YEAR

Greg Peterson is in his second season on the coaching staff at The University of Tulsa. Peterson was named as the Golden Hurricane Offensive Coordinator and Receivers Coach on January 18, 2011.

Peterson has 28 years of collegiate coaching experience. During his career, he has coached in the Big 12, PAC-10 and Mountain West Conferences. Peterson has been a part of 12 bowl games in his coaching career, including 10 at Kansas State, one at Colorado State and one at Tulsa.

In his first season at Tulsa, the Hurricane offense ranked among the nation's top-30 for total offense, scoring offense and rushing offense. Tulsa averaged

440.4 yards of total offense and scored 33.1 points per game.

Before coming to Tulsa, Peterson spent the 2010 season as the offensive coordinator at Northern Colorado.

As Northern Colorado's offensive coordinator, the Bears scored the most points and had the highest rushing total in school history since becoming a Division I school, while also turning in the school's second-best total ever for passing and total yards.

Before his one year at Northern Colorado, Peterson spent two years as the offensive coordinator, recruiting coordinator and receivers coach at Colorado State. In his first year, the Rams averaged 396 yards per game to rank 41st nationally en route to an overall 7-6 record. In his tenure at CSU, Peterson coached two-all-conference performers, one Biletnikoff Award candidate and had two receivers go on to the NFL.

Peterson spent two years at Washington State (2006-07) as tight ends coach and recruiting coordinator. At WSU, two of his players earned all-conference accolades and he had three tight ends move on to the NFL. Before that, he served on Bill Snyder's staff at Kansas State for 12 years (1994-2005), where he was a part of 10 bowl teams. At KSU, he served in various capacities, including 11 seasons as kickoff return coordinator, receivers coach for 11 years, passing game coordinator for six years and co-offensive coordinator for two seasons.

In his tenure at Kansas State, Peterson coached nine all-conference receivers, eight All-Americans, eight Biletnikoff Award candidates and had 14 receivers go on to the NFL. He was a part of 109 wins in those 12 seasons with the Wildcats.

He began his coaching career at his alma mater as Nebraska Wesleyan's wide receiver coach in the 1984 campaign.

Peterson earned his bachelor's degree in business administration and physical education from Nebraska Wesleyan in 1984, and his master's degree in Education from Eastern Oregon in 1991.

He and his wife, Leanna, have two children: Taylor and Rachael.

Alma Mater: Nebraska Wesleyan '84

Birthdate: July 4, 1960

Hometown: Stromsburg, Nebraska

College Coaching Experience: 28 years (1984-2011). Entering second year at Tulsa.

Playing Experience: Played two years of football at Nebraska Wesleyan (1982-83), where he was an all-conference and All-America selection. Played three years of basketball at Nebraska Wesleyan (1978-81), where he earned all-conference honors.

Bowl Games as a Coach

1994	Aloha Bowl (Kansas State)
1995	Holiday Bowl (Kansas State)
1996	Cotton Bowl (Kansas State)
1997	Fiesta Bowl (Kansas State)
1998	Alamo Bowl (Kansas State)
1999	Holiday Bowl (Kansas State)
2000	Cotton Bowl (Kansas State)
2001	Insight.com Bowl (Kansas State)
2002	Holiday Bowl (Kansas State)
2004	Fiesta Bowl (Kansas State)
2008	New Mexico Bowl (Colorado State)
2011	Bell Helicopter Armed Forces Bowl (Tulsa)

Dan Bitson**Running Backs Coach****FIRST YEAR**

Former Golden Hurricane All-America receiver and McLain High School Head Football Coach Dan Bitson was appointed to the Tulsa coaching staff on January 20, 2012. He coaches the Hurricane running backs.

Bitson is in his second coaching stint at his alma mater, having coached receivers in 2001 and 2002, and brings 16 years of collegiate coaching experience to Tulsa. He spent the past three years as the Head Football Coach at Tulsa's McLain High School. Bitson led his 2011 team to a 6-4 record and an appearance in the Class 4A playoffs, while posting an 11-18 record in his three seasons.

More impressive is the fact that 18 of the 21 seniors that Bitson coached have gone on to attend college, including 10 who have played football on the collegiate level.

Previously, Bitson held collegiate coaching positions at Auburn from 2006 to 2008 as offensive quality control, at Kentucky as an offensive volunteer in 2005 and before that spent three seasons (2002-04) at Lincoln (Mo.) University as the offensive coordinator. In 2004, Lincoln had the nation's 15th-best rushing offense in Division II.

Bitson was a two-time second-team All-America selection for the Hurricane in 1988 and 1989. Prior to the 1989 Independence Bowl, Bitson incurred near-fatal injuries from an automobile accident on Dec. 4. Thought that he would never play football again, Bitson underwent a long rehabilitation and returned to the football field for the 1991 season. In the opener that year, Bitson returned to the field and caught a four-yard pass on his first play against Southwest Missouri State.

In his first Tulsa coaching stop, Bitson mentored Donald Shoals and Romby Bryant in 2001 and 2002. Shoals had 75 receptions for 908 yards in 2001, while Bryant, who later went on to a solid professional career with the CFL's Calgary Stampeders, caught 49 passes for 593 yards in the 2002 campaign.

Before his first coaching stint at Tulsa, Bitson spent six years (1994-99) as the receivers coach at Northwestern (La.) State, where he developed some of the most productive receivers in school history. He helped Northwestern State win Southland Conference titles in 1997 and 1998, while the Demons advanced to an NCAA I-AA quarterfinals in 1998 and the semifinals a year later.

Prior to that, Bitson coached the running backs, linebackers and special teams at Trinity Valley Junior College in 1993. TVJC finished the season ranked fifth in the NJCAA poll and won the Real Dairy Bowl.

In the summer of 1995, Bitson worked an internship with the Oakland Raiders as he helped with the defensive line and running backs.

Bitson ended his Tulsa playing career as the second-leading receiver in Tulsa history with 3,330 yards and 29 touchdown receptions. He was a second-team Associated Press All-American as a junior in 1989 with 73 catches for 1,425 yards and 16 touchdowns. In 1988, Bitson caught 52 passes for 1,138 yards and nine TDs, while earning second-team All-America merits from The Sporting News.

He was inducted into The University of Tulsa Athletic Hall of Fame as a member of the Class of 2007.

Bitson, who played prep football at Tulsa's Booker T. Washington High School, earned his bachelor's degree in physical education, health and recreation from TU in 1991. He received his master's degree in educational technology from Northwestern State in 2001.

Bitson and his wife, Dr. Estella Bitson, have one son: Taylor.

Alma Mater: Tulsa '91

Birthdate: December 8, 1968

Hometown: Tulsa, Oklahoma

College Coaching Experience: 16 years (1993-2008). Entering first year at Tulsa.

Playing Experience: Three-year starter at receiver for Tulsa (1987-89, 91). Was a second-team All-American performer in 1988 and 1989.

Bowl Games as a Player

1989	Independence Bowl (Tulsa)
1991	Freedom Bowl (Tulsa)

Bowl Games as a Coach

2006	Cotton Bowl (Auburn)
2007	Chick-fil-A (Auburn)

Adam Blankenship
Defensive Ends Coach**SECOND YEAR**

Adam Blankenship is in his second season at The University of Tulsa as Defensive Ends Coach for the Golden Hurricane. He was named to the Tulsa coaching staff on January 21, 2011.

In his first year, Tulsa defensive ends totaled 28.5 tackles for lost yardage and 15 quarterback sacks, while senior Tyrann Walker earned first-team all-conference accolades and newcomer Brentom Todd was named to the Freshman all-Conference USA squad. Walker was a final 19 selection for the Ted Hendricks Award, honoring the nation's best defensive end, while junior Cory Dorris was a preseason Hendricks Award Watch List selection.

Blankenship came to Tulsa after two seasons coaching in the Oklahoma High School ranks. He spent two seasons (2009-10) coaching the defensive line at two-time Oklahoma Class 6A state champion Union High School. He also served as a summer camp instructor at Tulsa Union High School for four years and at Illinois State three summers.

A former Union High School letterman and first-team all-state selection as a prep senior, Blankenship attended the University of Nebraska for two years (2004-05) before transferring to Illinois State. He earned three letters with the Redbirds and was team captain as a senior in 2008.

During three seasons at ISU, Blankenship was credited with 60 tackles, 10 quarterback hurries and 9.5 stops for -38 yards, while starting 28 career games. He was named to the All-Valley Football Newcomer team in 2006 and served as team captain as a senior in 2008.

In his prep career, Blankenship earned first-team all-state honors from the *Tulsa World* and the Oklahoma Coaches Association (OCA) as a senior defensive end. Blankenship helped Union to a 12-1 record his senior season and a state semifinal appearance in Class 6A. He finished with 85 tackles, had 10 sacks and recovered three fumbles as a senior. A year earlier, Union was a perfect 14-0 and captured the class 6A state title in his junior season. Blankenship totaled 86 tackles, including eight sacks, and recovered four fumbles in Union's championship season.

Blankenship was inducted into the Tulsa Union High School Hall of Fame in January 2011.

Blankenship earned a degree in communication studies in December 2008 from Illinois State. He is the youngest son of Tulsa Head Coach Bill Blankenship.



Alma Mater: Illinois State '08

Birthdate: June 17, 1985

Hometown: Tulsa, Okla.

College Coaching Experience: 1 year (2011). Entering second year at Tulsa.

Playing Experience: Three-year starter as a defensive end at Illinois State (2006-08). Earned All-Valley Newcomer Team honors in 2006.

Bowl Games as a Player

2005 Alamo Bowl (Nebraska)

Bowl Games as a Coach

2011 Bell Helicopter Armed Forces Bowl (Tulsa)

Jess Loepp Safeties Coach and Recruiting Coordinator

FOURTH YEAR



Jess Loepp is in his third stint at The University of Tulsa and has served a total of seven years on the Tulsa football staff. He coaches safeties and serves as Recruiting Coordinator for the Golden Hurricane.

Loepp spent his first three seasons as a graduate assistant coach (2003-05), one year as the Director of High School Relations (2009) and three years as a full-time assistant coach (2007, 2010-11).

During his tenure with the Hurricane, Loepp has been a part of five bowl games — 2003 Humanitarian Bowl, 2005 AutoZone Liberty Bowl, 2008 GMAC Bowl, 2010 Sheraton Hawai'i Bowl and the 2011 Bell Helicopter Armed Forces Bowl, while also being affiliated with Tulsa's C-USA Championship team in 2005.

Under Loepp's tutelage, junior Dexter McCoil became the school's all-time interceptions leader and earned second-team all-Conference USA honors in 2011. In addition, the Tulsa defense ranked 12th nationally for interceptions and 25th for turnovers gained last season. A year before, the Tulsa defense ranked first nationally in interceptions with 24 pickoffs, second in turnover margin and third in turnovers gained. Loepp coached Freshman All-American safety Marco Nelson in the 2010 campaign.

In 2009, Loepp returned to Tulsa and served as the school's Director of High School Relations.

Before returning to Tulsa, Loepp was an assistant football coach and strength coordinator at Lake Travis High School in Texas during the 2008 campaign. He helped lead that team to the Class 4A Division I State Championship, a 16-0 record and a top-10 ranking in most national prep polls, with the highest being third nationally.

In 2007, Loepp was in his second stint with the Hurricane, while coaching safeties and serving as Tulsa's recruiting coordinator. He helped Tulsa post a 10-4 record, reach the Conference USA Championship game and win the GMAC Bowl.

Loepp spent the 2006 seasons as an assistant coach at Rice University, where he coached the Owls safeties and served as recruiting coordinator. At Rice, he helped coach a team that made a bowl game appearance for the first time in 45 years.

Loepp first came to Tulsa in 2003 when he served as a defensive graduate assistant coach for three years. Before his first stint at Tulsa, Loepp held his first coaching position at the Oklahoma Bible Academy in Enid as a volunteer assistant coach. He coached the linebackers and receivers. Loepp attended the University of Central Oklahoma and was an all-Lone Star Conference performer at linebacker. He helped UCO win league titles in 1998 and '99. He earned his bachelor's degree at UCO in 2000 and completed his graduate work at Tulsa in 2005.

He and his wife, Kelly Lynn, have one son, Easton.

Alma Mater: Central Oklahoma '00

Birthdate: November 18, 1977

Hometown: Turpin, Okla.

College Coaching Experience: 8 years (2003-07, 2009-11). Entering fourth year since returning to Tulsa in 2009 as Director of High School Relations.

Playing Experience: Played linebacker at Central Oklahoma (1996-00) and was an all-conference performer once and academic all-conference selection for two years.

Bowl Games as a Coach

2003 Humanitarian Bowl (Tulsa)
2005 AutoZone Liberty Bowl (Tulsa)
2006 R&L Carriers New Orleans Bowl (Rice)
2008 GMAC Bowl (Tulsa)
2010 Sheraton Hawaii Bowl (Tulsa)
2011 Bell Helicopter Armed Forces Bowl (Tulsa)

Calvin Thibodeaux Defensive Tackles Coach

FIRST YEAR



Calvin Thibodeaux was named to the Golden Hurricane coaching staff as defensive tackles coach on February 6, 2012.

A 2006 graduate of the University of Oklahoma and four-year letterman on the Sooner football team, Thibodeaux helped the Sooners win three Big 12 Championships while making four trips to BCS bowl games, including the national championship game

twice — 2003 Rose Bowl, 2004 Sugar Bowl, 2005 Orange Bowl and 2007 Fiesta Bowl.

Thibodeaux returns to the site where he opened his college career. His first collegiate game as a true freshman was played at Tulsa's H.A. Chapman Stadium on August 30, 2002 as the No.1-ranked Oklahoma Sooners opened the season against the Hurricane.

Thibodeaux spent the 2011 season coaching the defensive line at Dartmouth College, helping the Big Green post its first winning season in Ivy League play in seven seasons. He coached first-team all-Ivy League and first-team All-New England defensive tackle Eddie Smith.

Before that, Thibodeaux spent the 2010 campaign as the defensive line coach for Navarro College, which posted an 11-1 record and won the National Junior College Athletic Association (NJCAA) national championship. The Navarro defense produced 41 sacks, while the rushing defense ranked 11th nationally and total defense ranked 12th. Thibodeaux tutored NJCAA All-American and Championship Game Defensive MVP Toby Jackson.

Prior to his stint at Navarro, Thibodeaux served as a graduate assistant coach at the University of Houston for two seasons (2008-09), working specifically with the defensive line and the outside linebackers. During his first year with the Cougars, defensive end Phillip Hunt, who amassed 14.0 sacks, was named the Conference USA Defensive Player of the Year.

During his Oklahoma playing career Thibodeaux was named all-Big 12 in the 2005 season after leading the Big XII Conference with 10 sacks, the fifth most in Sooner history. He earned his bachelor's degree in public affairs and administration in December 2006.

A native of Houston, Texas, Thibodeaux signed with the Calgary Stampeders in the Canadian Football League, playing in two preseason games.

He and his wife, Terrika, have one son, Camar.

Alma Mater: Oklahoma '06

Birthdate: September 26, 1983

Hometown: Houston, Texas

College Coaching Experience: 4 years (2008-11). Entering first year at Tulsa.

Playing Experience: Four-year letterwinner and two-year starter at defensive end for Oklahoma (2002-06). Was an all-Big XII Conference selection in 2005.

Bowl Games as a Player

2003 Rose Bowl (Oklahoma)
2004 Sugar Bowl (Oklahoma)
2005 Orange Bowl (Oklahoma)
2007 Fiesta Bowl (Oklahoma)

Bowl Games as a Coach

2008 Bell Helicopter Armed Forces Bowl (Houston)
2009 Bell Helicopter Armed Forces Bowl (Houston)

Darnell Walker, Sr.

Cornerbacks Coach

FIRST YEAR



Darnell Walker, Sr. was appointed to the Tulsa football coaching staff on February 28, 2012. The former NFL cornerback coaches the Golden Hurricane corners.

Walker came to Tulsa following three years coaching the defensive backs at Southwest Baptist (Mo.) University. He helped the Bearcats post three straight winning seasons and compile 19 victories in that time span. Before that, Walker spent six seasons at Bacone College in Muskogee, Oklahoma, as the Warriors defensive secondary coach.

Before entering the coaching ranks, Walker spent eight seasons in the NFL playing cornerback. He was a seventh round pick, the 178th overall selection, in the 1993 NFL Draft and spent his first four years with the Atlanta Falcons (1993-96). He enjoyed three of his best years with the San Francisco 49ers (1997-99) as he started 35 games and totaled eight interceptions. Walker closed out his NFL career in 2000 with the Detroit Lions. He finished his career with 369 tackles, 16 interceptions and two touchdowns in 119 games played and 66 starting assignments.

A native of St. Louis, Missouri, Walker was a three-year letterwinner at the University of Oklahoma (1990-92) after spending 1½ years at Coffeyville (Kan.) Community College. He was named the UPI's Big Eight Defensive Newcomer of the Year in 1990, while earning first-team all-Big Eight and honorable mention All-America accolades in 1992. Walker recorded 11 interceptions for 201 return yards and one touchdown in his career with the Sooners.

Walker completed his bachelor's degree in general studies at Northeastern (Okla.) State.

Walker has two children, a son, Darnell Jr., who is a freshman at The University of Tulsa in 2012, and a daughter, Derra.

Alma Mater: Northeastern State

Birthdate: January 17, 1970

Hometown: St. Louis, Mo.

College Coaching Experience: 9 years (2003-11). Entering first year at Tulsa.

Playing Experience: Three-year letterwinner and starting cornerback for Oklahoma (1990-92). Was the Big Eight Defensive Newcomer of the Year in 1990, all-Big Eight and Honorable Mention All-America in 1992.

Bowl Games as a Coach

1991 Gator Bowl (Oklahoma)

Kyle Grooms

Director of Football Operations

SECOND YEAR



Former University of Tulsa football student-athlete Kyle Grooms is in his second year as Director of Football Operations for the Golden Hurricane. He was named to his present position on July 15, 2011.

Before returning to his alma mater, Grooms spent one year working for Caption Colorado, a real time closed captioning business in Greenwood Village, Colorado.

Grooms originally came to The University of Tulsa as a walk-on football athlete in 2003 and after red-shirting that season played in 44 games. He was put on scholarship in his junior season.

In his five years as a student-athlete, Grooms was involved in four Bowl games with the Hurricane. The receiver completed his career with 12 receptions for 111 yards and three touchdowns. As a senior in 2007, Grooms caught six passes for 56 yards with two going for TDs.

A native of Englewood, Colorado, Grooms received his bachelor's degree from TU in marketing in 2008. He also earned a master's degree in business in 2010, while working as a graduate assistant in the Tulsa athletics office for two years.

Alma Mater: Tulsa '08

Birthdate: November 4, 1984

Hometown: Englewood, Colorado

Playing Experience: Played wide receiver at Tulsa (2003-07) and lettered three years.

Bowl Games as a Player

2003 Humanitarian Bowl (Tulsa)
2005 AutoZone Liberty Bowl (Tulsa)
2006 Armed Forces Bowl (Tulsa)
2008 GMAC Bowl (Tulsa)

Bowl Games as Director of Football Operations

2011 Bell Helicopter Armed Forces Bowl (Tulsa)



Clint Rountree

Director of High School Relations

THIRD YEAR

Clint Rountree, a 2006 graduate of The University of Tulsa, is in his second season as the Director of High School Relations for the Golden Hurricane. He was appointed to his present position on January 21, 2011.

He is in his third year at his alma mater. In 2010, Rountree was a defensive graduate assistant coach as he assisted with coaching the Tulsa linebackers. Following his playing career, Rountree spent the 2005 Conference USA Championship season as a student assistant with the Hurricane and was a graduate assistant coach in the 2006 campaign, as he assisted with coaching the defensive secondary both years.

In last year's Bell Helicopter Armed Forces Bowl, Rountree moved to the field to coach the Hurricane running backs for that one game.

Rountree has been involved in six Bowl games, including one as a player and five as a coach. He played in the Humanitarian Bowl following the 2003 season, while he was on the Tulsa coaching staff for the 2005 Liberty Bowl, 2006 Armed Forces Bowl and the 2010 Sheraton Hawai'i Bowl. He also coached in the 2007 Division II Rotary Bowl with Colorado Mines.

In the 2007 season, Rountree served as the wide receivers coach at Colorado School of the Mines, helping that school post a 7-5 record and finish No. 1 for pass offense in the Rocky Mountain Athletic Conference.

Rountree then moved to Delta State (Miss.) University, where he spent two seasons (2008-09) as the defensive secondary coach. In 2008, Delta State won the conference championship, posted a 10-2 record and finished the season ranked No. 6 nationally in NCAA Division II. The Delta State defense ranked No. 1 in the Gulf South Conference during the 2008 campaign, while in 2009 ranked No. 2 in pass defense efficiency.

Rountree was a four-year letterwinner for Tulsa from 2001-04. He began his collegiate career as a receiver and moved to the defensive secondary in his sophomore season. Rountree played in 48 career games, while starting 27 contests for the Hurricane.

He earned his bachelor's degree in exercise sports science in 2006.

Alma Mater: Tulsa '06

Birthdate: April 20, 1982

Hometown: Tahlequah, Oklahoma

College Coaching Experience: 7 years (2005-11), including one year as Director of High School Relations.

Playing Experience: Was a four-year letterwinner and two-year starting safety at Tulsa (2001-04).

Bowl Games as a Player

2003 Humanitarian Bowl (Tulsa)

Bowl Games as a Coach

2005 AutoZone Liberty Bowl (Tulsa)
2006 Armed Forces Bowl (Tulsa)
2007 Rotary Bowl – Div. II (Colorado Mines)
2010 Sheraton Hawai'i Bowl (Tulsa)
2011 Bell Helicopter Armed Forces Bowl (Tulsa)



Dave Polanski

Assistant Athletics Director for Student-Athlete Performance and Head Athletic Trainer

14TH YEAR



Dave Polanski came to The University of Tulsa as head athletic trainer in 1999 and currently serves as the school's Assistant Athletics Director for Student Health and Performance, a position he has held since 2007.

Polanski is responsible for the Student-Athlete Performance Center at Tulsa, including overseeing the sports medicine and strength & conditioning departments. He organizes the medical coverage of 18 intercollegiate sports and serves as the head athletic trainer for football.

Before coming to Tulsa, Polanski spent five years at UCLA where he began as an assistant trainer for the football program, and spent one year handling all medical aspects for the men's basketball team. Previously, he served one year (1993-94) as the athletic trainer for basketball, women's lacrosse and men's soccer at William & Mary College.

Prior to that, he was the head athletic trainer at St. Andrew's Presbyterian College of the NAIA where he

spent the 1992-93 season.

Polanski received his bachelor's degree in athletic training from Purdue in 1990, and his master's degree in athletic training from Arizona in 1992.

He and his wife, Krista, have two daughters: Aileen and Naomi.

Adam Davis

Director of Strength and Conditioning

FIRST YEAR



Adam Davis is in his first year as The University of Tulsa's Director of Strength & Conditioning. He works directly with the Golden Hurricane football program and oversees all aspects of Tulsa's strength & conditioning program for all student-athletes.

Before coming to Tulsa, Davis spent the past five years as a member of the Baylor University Athletic Performance staff under the leadership of Kaz Kazadi, a 1997 graduate and three-year starting linebacker at The University of Tulsa. During the his final four years at Baylor, Davis served as the Bears' associate director of athletic performance and before that was

assistant strength & conditioning coach for one year.

As associate director, Davis assisted with the football team, directed the training of volleyball, served as the Director of the Iron Bear Club, and oversaw Football's Sports Nutrition Department.

Before joining the Baylor staff, Davis spent one year as the director of strength & conditioning at Loras College, where he directed the strength & conditioning program for over 300 NCAA Division III student-athletes.

Prior to that, Davis spent six months as an assistant strength & conditioning coach for the football program at Iowa State. Before that, he served as a graduate assistant strength & conditioning coach at Illinois State. During that time, he worked with the sports of swimming, women's diving, gymnastics, men's & women's tennis and women's soccer.

Davis is a member of the National Strength & Conditioning Association (NSCA), USA Weightlifting (USAW) and the Collegiate Strength & Conditioning Coaches Association (CSCCa).

Davis earned his bachelor's degree in physical education and exercise science in May 2004 from Luther College, where he was a four-year letterman on the football team. He received a master's degree from Illinois State in exercise physiology in May 2006.

Football Support Staff

Micki Heatly

Administrative Assistant to the Head Coach



Tammi Sinclair

Administrative Assistant



D.J. Welte

Video Coordinator



Russ Hoffman

Head Equipment Manager



Press Taylor

Offensive Graduate Assistant/Quarterbacks



Antonio Graham

Defensive Graduate Assistant



Corey Heinz

Offensive Quality Control



Blake Smith

Defensive Quality Control



Zach Bigelow

Video Graduate Assistant



Geoffrey Orsak President



Geoffrey C. Orsak, PhD, assumed duties as the 18th president of The University of Tulsa on July 1, 2012.

Dr. Orsak has been called one of this nation's key leaders in engineering research and education and its impact on economic development and global competitiveness. The editors of EDN — a leading international design publication wrote that Orsak is "one of the brightest minds in the world in engineering education." And in 2006, the editors of *EE Times* magazine called him a "true pioneer and visionary" and named him their first-ever *Educator of the Year* in engineering and science.

In addition to his professional role leading The University of Tulsa, Orsak has been a recognized leader in STEM education. He founded and created a number of nationally recognized programs, including the award winning Infinity Project, which today provides K-12 students across 40 states and eight nations innovative engineering and technology curricula and teacher training.

A noted scholar in communications, signal processing, and information theory, he has been the lead researcher on numerous projects funded by public and private grants and contracts. Orsak is a Fellow of the IEEE and is the recipient of the 2001 KPMG High Tech Award. He was appointed in 2008 by the Secretary of Energy to the National Petroleum Council, the senior-most advisory committee to the Secretary of Energy. In addition, he has served on various study groups and panels for the National Academy of Engineering and has served as a DoD Science and Engineering Advisor through his participation on the Defense Science Study Group.

Orsak is a frequent contributor to national and regional media stories as well as op-ed articles on economic development, education reform, and advances in engineering and technology. He is currently a featured columnist for Design News.

Orsak has appeared in more than 150 newspaper and magazine articles and in TV and radio spots in outlets including *U.S. News and World Report*, *The Chronicle of Higher Education*, *The Associated Press*, *Dallas Morning News*, *Washington Post*, *Tulsa World*, *National Public Radio*, *Austin American Statesman*, *San Antonio Express News*, *ABC*, *CBS*, *NBC*, and the *Discovery Channel*.

Orsak has served on numerous international, national, and state boards including service as a trustee of Southwest Research Institute, a member of the Texas State Strategy Group on Advanced Technology, the

IEEE Educational Activities Board, and the Executive Committee of the Texas Engineering and Technical Consortium. He also has served as chairman of the Board of Trustees of the da Vinci School and is currently a member of the Dallas Assembly.

Orsak received his B.S.E.E., M.E.E., and Ph.D. degrees in electrical and computer engineering from Rice University. He had been on the faculty at George Mason University in Fairfax, Virginia, before going to Southern Methodist University in Dallas where he most recently served as dean of the Bobby B. Lyle School of Engineering. He is married to Dr. Catherine Orsak, M.D. The couple has two children: Mary Elizabeth, 12, and Peter, 8.



Ross Parmley Director of Athletics

Ross Parmley was named Director of Athletics at The University of Tulsa on January 19, 2012, following three months serving as the school's interim athletics director.

Parmley served in the interim capacity since October 14, 2011, a day after Bubba Cunningham left TU to become the athletics director at the University of North Carolina.

Earlier in the fall of 2011, Parmley was named the Deputy Director of Athletics. Before that, he served as the Associate Athletics Director for Operations and Administration since June 2007. Parmley served as the Director of the Golden Hurricane Club in 2007 on an interim basis and that year the fundraising arm of athletics surpassed its goal of \$1.7 million.

"With the rapidly changing landscape of intercollegiate athletics — NCAA reform, conference realignment and television — it became more important that permanent leadership of the department was needed," said former President Upham at the press conference introducing Parmley as the director of athletics. "Over the past several years, Ross has handled positions with increasing levels of responsibility and has demonstrated his ability as a leader and administrator. After watching Ross the past few months as interim athletics director it was an obvious decision to name him our Director of Athletics."

"Heather and I are obviously very excited about this opportunity and appreciative of President Upham and the Board of Trustees for their trust and confidence in my abilities to lead our athletic department. It's a privilege to be in the role as athletics director at one of the countries leading institutions of higher education," said Parmley at his introductory news conference.

"With the recent success that our athletic programs have enjoyed it's obvious that we have a strong foundation to reach even greater success in the future," Parmley added. "We'll continue to compete for conference and national championships, educate and graduate our student-athletes, compete to be a leader in community service, provide our student-athletes with the ultimate collegiate experience, compete for fans in this community and work to be the most NCAA compliant department among our peers."

During his tenure, Parmley has been responsible for the supervision of the athletic business office, ticket office, equipment staff and game day operations as well as overseeing the development and supervision of the annual athletic department budget. He has had sport supervision for tennis and golf and served as the lead person for the planning and coordination of the TU golf practice facility at Patriot Golf Course. Parmley has been responsible for revising TU's athletic department policies and procedures. He has also worked closely with the Academic Services staff on the successful pursuit of maintaining APR above NCAA guidelines.

Parmley served as the tournament director for the 2008 NCAA Division I Tennis Championships and several Conference USA Championships, as well as serving as tournament manager for the 2011 NCAA Basketball Tournament, 2nd and 3rd Rounds at the BOK Center.

In addition, Parmley was involved in developing the fundraising plan for athletic department needs for the TU Capital Campaign in 2007, including the development of a scholarship committee, coaching endowment and H.A. Chapman Stadium.

Parmley moved into the athletics administrative role after two seasons in the football department. He was the Director of Football Operations in 2005 and served as the assistant athletic director for football operations in 2006.

Before coming to Tulsa, Parmley spent two-and-a-half years as the Director of Athletics for the Norman Public Schools. He supervised more than 65 athletic programs and 200 coaching positions in the Norman School District. Two years prior to that, Parmley served as a teacher, coach and athletic coordinator at Norman High School.

Parmley, 39, is a native of Lawton, Oklahoma. He earned his bachelor's degree in business administration from Cameron University, and he received his master's degree in sports management from the University of Oklahoma.

He and his wife, Heather, have two children: daughter Jordyn Kate and son Blake.



REVIEW

Quarterback G.J. Kinne completed his three-year career in 2012 ranked second in school history for passing yards (9,472), total offensive yards (10,831) and passing touchdowns (81).

2011 Game-by-Game Review	60-66
2011 Season Results	67
2011 Team and Individual Statistics	67-70
2011 Tulsa Individual Superlatives	71
2011 Tulsa and Opponent Season Highs and Lows	71

2011 Opponent Individual Superlatives	72
2011 Starting Lineups	72
2011 Team Game-by-Game Summaries	73
2011 Individual Game-by-Game Offensive Stats	74

2011 Individual Game-by-Game Tackle Chart	75
2011 Participation Chart	76

GAME 1


#1 Oklahoma 47, Tulsa 14

September 3, 2011 • Memorial Stadium
Norman • Attendance 85,260

NORMAN, Okla. — Tulsa kicked off its 2011 campaign with a trip to the home of No. 1 team in the nation.

The Golden Hurricane fell in Norman, but Trey Watts scored a touchdown on the same field where his dad played his college ball, and Bryan Burnham recorded his first-career touchdown.

Tulsa recorded 400 yards of offense and G.J. Kinne threw for 271 yards and two touchdowns. Willie Carter registered a career-high 135 yards receiving.



SCORE BY PERIODS

	1	2	3	4	Fnl
Tulsa	0	7	0	7	14
Oklahoma	10	20	14	3	47

INDIVIDUAL LEADERS

Rushing

TU — Trey Watts, 10-47; G.J. Kinne, 14-46

OU — Dominic Whaley, 18-131-4 TD

Passing

TU — G.J. Kinne, 10-of-33 for 271, 1 INT, 2 TD

OU — Landry Jones, 35-of-47 for 375, 1 TD

Receiving

TU — Willie Carter, 5-135

OU — Ryan Broyles, 14-158-1 TD

	TU	OU
First Downs	15	34
Total Net Yards	400	663
Offensive Plays	64	100
Yards Per Play	6.2	6.6
Rushes/Net Yards	31-129	46-246
Net Passing Yards	271	417
Passes Comp/Att.	18-33	39-54
Had Intercepted	1	0
Punts/Average	8-37.4	4-40.0
Penalties/Yards	5-44	2-20
Fumbles/Lost	2-2	1-1
Sacks by	0-0	3-6
3rd Down Conv/Att.	5-14	11-19
4th Down Conv/Att.	1-1	1-1
Possession Time	23:22	36:38

SCORING SUMMARY

Qtr	Time	Team	Pl-Yrd	Score
1	7:53	OU	Jimmy Stevens 28 FG	0-3
1	3:20	OU	Dominique Whaley 2 run (Stevens kick)	0-10
2	14:03	OU	Dominique Whaley 1 run (Stevens NG)	0-16
2	6:56	OU	Dominique Whaley 6 run (Stevens kick)	0-23
2	4:23	OU	Landry Jones 4 pass to Ryan Broyles (Stevens kick)	0-30
2	2:54	Tulsa	G.J. Kinne 56 pass to Bryan Burnham (Fitzpatrick kick)	7-30
3	10:23	OU	Brennan Clay 11 run (Steven kick)	7-37
3	2:52	OU	Dominique Whaley 32 run (Stevens kick)	7-44
4	11:52	OU	Mike Hunnicutt 27 FG	7-47
4	10:29	Tulsa	G.J. Kinne 24 pass to Trey Watts (Fitzpatrick kick)	14-47


GAME 2

Tulsa 31, Tulane 3

September 10, 2011 • Louisiana Superdome
New Orleans • Attendance 19,752

NEW ORLEANS, La. — The Golden Hurricane exploded for 31 points to pick up a road victory in the first Conference USA matchup of the season.

Tulane opened the game with a field goal midway through the opening quarter, but Kevin Fitzpatrick answered five minutes later and Tulsa ended the game with 31 unanswered points. Bryan Burnham caught seven passes for 94 yards and two touchdowns.



Clay Sears also picked up a receiving TD, and Alex Singleton added another on a two-yard rush. He led the Golden Hurricane with 61 yards rushing. G.J. Kinne was 21-for-29 passing for 241 yards and three touchdowns.

SCORE BY PERIODS

	1	2	3	4	Fnl
Tulsa	3	7	7	14	31
Tulane	3	0	0	0	3

INDIVIDUAL LEADERS

Rushing

TU — Alex Singleton, 9-61-1 TD

TLN — Orleans Darkwa, 17-53

Passing

TU — G.J. Kinne, 21-of-29 for 241, 1 INT, 3 TD

TLN — Ryan Griffin, 18-of-39 for 170, 1 INT

Receiving

TU — Bryan Burnham, 7-94-2 TD; Jordan James, 3-70

TLN — Matt Marfisi, 1-40; Joe Kemp, 4-24

	TU	TLN
First Downs	19	15
Total Net Yards	412	235
Offensive Plays	69	77
Yards Per Play	6.0	3.1
Rushes/Net Yards	37-166	35-59
Net Passing Yards	246	176
Passes Comp/Att.	22-32	19-42
Had Intercepted	1	1
Punts/Average	7-38.3	7-45.9
Penalties/Yards	5-55	5-35
Fumbles/Lost	1-1	4-2
Sacks by	2-9	3-29
3rd Down Conv/Att.	4-13	5-20
4th Down Conv/Att.	0-0	1-3
Possession Time	25:46	34:14

SCORING SUMMARY

Qtr	Time	Team	Pl-Yrd	Score
1	6:38	TLN	Cairo Santos 32 FG	0-3
1	1:04	Tulsa	Kevin Fitzpatrick 28 FG	3-3
2	2:16	Tulsa	G.J. Kinne 5 pass to Bryan Burnham (Fitzpatrick kick)	10-3
3	12:32	Tulsa	Alex Singleton 2 run (Fitzpatrick kick)	17-3
4	14:51	Tulsa	G.J. Kinne 40 pass to Bryan Burnham (Fitzpatrick kick)	24-3
4	8:47	Tulsa	G.J. Kinne 1 pass to Clay Sears (Fitzpatrick kick)	31-3



GAME 3

#7 Oklahoma State 59, Tulsa 33

September 17, 2011 • H.A. Chapman Stadium
Tulsa • Attendance 24,563

TULSA, Okla. — Tulsa saw a lot of positives in its matchup with the Cowboys that didn't start until 12:16 a.m. after a plethora of weather delays. For starters, the Golden Hurricane posted 365 yards rushing and intercepted OSU quarterback Brandon Weeden twice.

Ja'Terian Douglas led the way with a career-high 173 yards and two touchdowns on the ground, while Trey Watts recorded a career-high 159 rushing yards.

Kalen Henderson threw his first two career touchdown passes, both to Bryan Burnham. Burnham caught a TD pass in the first three games of the season, and that included four in the last two games.



SCORE BY PERIODS

	1	2	3	4	Fnl
Tulsa	3	3	20	7	33
OSU	14	17	21	7	59

INDIVIDUAL LEADERS

Rushing

TU – Ja'Terian Douglas, 17-173-2 TD;

Trey Watts, 23-159

OSU – Joseph Randle, 25-128-3 TD

Passing

TU – Kalen Henderson, 6-of-20 for 104, 3 INT, 2 TD; G.J. Kinne, 2-of-5 for 13

OSU – Brandon Weeden, 29-of-39 for 369, 2 INT, 3 TD

Receiving

TU – Bryan Burnham, 3-68-2 TD

OSU – Josh Cooper, 7-78

	TU	OSU
First Downs	27	32
Total Net Yards	482	543
Offensive Plays	85	88
Yards Per Play	5.7	6.2
Rushes/Net Yards	59-365	48-174
Net Passing Yards	117	369
Passes Comp/Att.	8-26	29-40
Had Intercepted	4	2
Punts/Average	5-37.0	4-45.2
Penalties/Yards	3-25	5-50
Fumbles/Lost	4-2	0-0
Sacks by	1-9	3-20
3rd Down Conv/Att.	6-17	11-18
4th Down Conv/Att.	1-1	0-1
Possession Time	30:14	29:46

SCORING SUMMARY

Qtr	Time	Team	Pl-Yrd	Score
1	8:07	Tulsa	Kevin Fitzpatrick 25 FG	3-0
1	7:52	OSU	Justin Gilbert 96 kickoff return (Sharp kick)	3-7
1	4:57	OSU	Brandon Weeden 36 pass to Hubert Anyiam (Sharp kick)	3-14
2	14:22	OSU	Joseph Randle 1 run (Sharp kick)	3-21
2	9:37	Tulsa	Kevin Fitzpatrick 34 FG	6-21
2	7:59	OSU	Quinn Sharp 35 FG	6-24
2	5:26	OSU	Joseph Randle 1 run (Sharp kick)	6-31
3	11:57	OSU	Joseph Randle 11 run (Sharp kick)	6-38
3	9:38	OSU	Jeremy Smith 6 run (Sharp kick)	6-45
3	9:27	Tulsa	Ja'Terian Douglas (Kick NG)	12-45
3	9:19	Tulsa	Kalen Henderson 43 pass to Bryan Burnham (Fitzpatrick kick)	19-45
3	7:64	OSU	Brandon Weeden 24 pass to Isaiah Anderson (Sharp kick)	19-52
3	4:07	Tulsa	Kalen Henderson 14 pass to Bryan Burnham (Fitzpatrick kick)	26-52
4	7:34	OSU	Brandon Weeden 4 pass to Justin Blackmon (Sharp kick)	26-59
4	3:35	Tulsa	Douglas 42 run (Fitzpatrick kick)	33-59

GAME 4

#4 Boise State 41, Tulsa 21

September 24, 2011 • Bronco Stadium
Boise • Attendance 34,019

BOISE, Idaho — Tulsa went on the road and faced the No. 4 team in the country, falling to the Broncos on the famous blue turf, 41-21.

Trey Watts, Willie Carter and Ricky Johnson all scored second-half touchdowns. Watts rushed for 60 yards and Carter had five catches for 54 yards. G.J. Kinne and Kalen Henderson both threw TD passes.

Brentom Todd picked up a sack in the contest, which was the first sack allowed by Boise State all season.



SCORE BY PERIODS

	1	2	3	4	Fnl
Tulsa	0	0	7	14	21
Boise State	13	14	7	7	41

INDIVIDUAL LEADERS

Rushing

TU – Trey Watts, 16-60-1 TD

BSU – Doug Martin, 21-75-1 TD

Passing

TU – G.J. Kinne, 14-of-24 for 123, 4 INT, 1 TD

BSU – Kellen Moore, 23-of-29 for 279, 4 TD

Receiving

TU – Willie Carter, 5-54-1 TD

BSU – Tyler Shoemaker, 5-102-2 TD

	TU	BSU
First Downs	14	23
Total Net Yards	291	458
Offensive Plays	56	82
Yards Per Play	5.2	5.6
Rushes/Net Yards	30-155	45-131
Net Passing Yards	136	327
Passes Comp/Att.	15-26	28-37
Had Intercepted	4	0
Punts/Average	5-40.8	4-40.5
Penalties/Yards	5-35	5-48
Fumbles/Lost	0-0	3-1
Sacks by	1-9	0-0
3rd Down Conv/Att.	3-10	8-17
4th Down Conv/Att.	0-0	2-3
Possession Time	23:08	36:52

SCORING SUMMARY

Qtr	Time	Team	Pl-Yrd	Score
1	6:34	BSU	Kellen Moore 26 pass to Tyler Shoemaker (Kick Blk)	0-6
1	1:44	BSU	Kellen Moore 6 pass to Tyler Shoemaker (Goodale Kick)	0-13
2	14:25	BSU	Doug Martin 33 run (Goodale Kick)	0-20
2	2:12	BSU	Kellen Moore 1 pass to Kyle Efaw (Goodale Kick)	0-27
3	9:25	BSU	Kellen Moore 10 pass to Mitch Burroughs (Goodale Kick)	0-34
3	4:11	Tulsa	Trey Watts 3 run (Fitzpatrick Kick)	7-34
4	14:55	Tulsa	G.J. Kinne 8 pass to Willie Carter (Fitzpatrick Kick)	14-34
4	6:27	BSU	Joe Southwick 5 pass to Gabe Linehan (Goodale Kick)	14-41
4	3:19	Tulsa	Kalen Henderson 13 pass to Ricky Johnson (Fitzpatrick Kick)	21-41

GAME 5

Tulsa 41, North Texas 24

October 1, 2011 • H.A. Chapman Stadium
Tulsa • Attendance 21,240

TULSA, Okla. — The University of Tulsa got back to its winning ways with its highest point total of the season against the Mean Green.

G.J. Kinne completed 20-of-31 passes for 314 yards and three touchdowns, while Bryan Burnham recorded his first-career 100-yard game (101). He also caught his sixth touchdown of the season. Tulsa's quick-strike offense was on display, as North Texas led the time of possession 40:53 to 19:07.



Shawn Jackson led the defense with 11 tackles, and Dexter McCoil and Dwight Dobbins both had interception returns for touchdown.

SCORE BY PERIODS

	1	2	3	4	Fnl
Tulsa	14	14	13	0	41
North Texas	0	3	0	21	24

INDIVIDUAL LEADERS

Rushing

TU — Trey Watts, 6-58

UNT — Lance Dunbar, 40-127-1 TD

Passing

TU — G.J. Kinne, 20-of-31 for 314, 3 TD

UNT — Andrew McNulty, 11-of-18 for 158, 2 INT

Receiving

TU — Bryan Burnham, 6-101, 1 TD

UNT — B. Chancellor, 3-64

	TU	UNT
First Downs	19	22
Total Net Yards	412	391
Offensive Plays	56	82
Yards Per Play	7.4	4.8
Rushes/Net Yards	24-98	56-130
Net Passing Yards	314	261
Passes Comp/Att.	20-32	18-26
Had Intercepted	1	2
Punts/Average	3-39.0	4-46.5
Penalties/Yards	7-53	9-75
Fumbles/Lost	3-0	0-0
Sacks by	2-16	0-0
3rd Down Conv/Att.	4-9	10-20
4th Down Conv/Att.	0-1	1-2
Possession Time	19:07	40:53

SCORING SUMMARY

Qtr	Time	Team	Pl-Yrd	Score
1	12:00	Tulsa	G.J. Kinne 49 pass to Bryan Burnham (Fitzpatrick kick)	7-0
1	9:07	Tulsa	Dwight Dobbins 36 INT return (Fitzpatrick kick)	14-0
2	9:17	UNT	Zach Olen 52 FG	14-3
2	6:11	Tulsa	G.J. Kinne 25 pass to Willie Carter (Fitzpatrick kick)	21-3
2	0:48	Tulsa	G.J. Kinne 12 pass to Ricky Johnson (Fitzpatrick kick)	28-3
3	12:27	Tulsa	Dexter McCoil 74 INT return (kick blocked)	34-3
3	5:23	Tulsa	Willie Carter 2 run (Fitzpatrick kick)	41-3
4	13:38	UNT	Lance Dunbar 5 run (Dean kick)	41-10
4	3:39	UNT	Brent Osborn 5 pass to Dunbar (Dean kick)	41-17
4	0:08	UNT	Osborn 26 pass to Ivan Delgado (Dean kick)	41-24

GAME 6

Tulsa 37, UAB 20

October 15, 2011 • H.A. Chapman Stadium
Tulsa • Attendance 21,494

TULSA, Okla. — TU stayed unbeaten in Conference USA play with a strong effort over UAB. The Golden Hurricane received a career day from Clay Sears, and G.J. Kinne was his usual self.

Sears caught nine catches for 105 yards and two touchdowns, while Kinne completed 31-of-43 passes for 341 yards and three TD's.



Ja'Terian Douglas rushed for 137 yards and scored once, while Willie Carter also found the end zone. TU's defense allowed 20 points to the Blazers in the opening half, but then put the clamps on the second half, shutting out the road team.

SCORE BY PERIODS

	1	2	3	4	Fnl
Tulsa	10	14	6	7	37
UAB	7	13	0	0	20

INDIVIDUAL LEADERS

Rushing

TU — Ja'Terian Douglas, 14-137-1 TD

UAB — Darrin Reaves, 8-29

Passing

TU — G.J. Kinne, 31-of-43 for 341, 1 INT, 3 TD

UAB — Bryan Ellis, 20-of-42 for 280, 2 INT, 2 TD

Receiving

TU — Clay Sears, 9-105-2 TD; Willie Carter, 8-85-1 TD

UAB — Jamarcus Nelson, 2-111-2 TD;

Jackie Williams, 7-77

	TU	SMU
First Downs	21	23
Total Net Yards	364	487
Offensive Plays	73	65
Yards Per Play	5.0	7.5
Rushes/Net Yards	32-135	25-106
Net Passing Yards	229	381
Passes Comp/Att.	20-41	27-40
Had Intercepted	0	1
Punts/Average	4-46.8	5-38.4
Penalties/Yards	3-30	5-49
Fumbles/Lost	0-0	1-1
Sacks by	3-13	1-5
3rd Down Conv/Att.	6-14	7-14
4th Down Conv/Att.	0-1	0-0
Possession Time	28:44	31:16

SCORING SUMMARY

Qtr	Time	Team	Pl-Yrd	Score
1	8:53	Tulsa	G.J. Kinne 18 pass to Clay Sears (Fitzpatrick kick)	7-0
1	1:59	Tulsa	Kevin Fitzpatrick 30 FG	10-0
1	1:13	UAB	Bryan Ellis 66 pass to Jamarcus Nelson (Long kick)	10-7
2	14:02	UAB	Bryan Ellis 45 pass to Jamarcus Nelson (Long kick)	10-14
2	6:20	UAB	Ty Long 20 FG	10-17
2	2:46	Tulsa	G.J. Kinne 15 pass to Carter (Fitzpatrick kick)	17-17
2	0:26	Tulsa	G. J. Kinne 12 pass to Sears (Fitzpatrick kick)	24-17
2	0:00	UAB	Ty Long 49 FG	24-20
3	9:40	Tulsa	Kevin Fitzpatrick 44 FG	27-20
3	3:45	Tulsa	Kevin Fitzpatrick 22 FG	30-20
4	12:39	Tulsa	Ja'Terian Douglas 47 run (Fitzpatrick kick)	37-20



GAME 7

Tulsa 38, Rice 20

October 22, 2011 • Rice Stadium
Houston • Attendance 17,314

HOUSTON, Texas — G.J. Kinne and the TU defense powered the Golden Hurricane to a road Conference USA triumph over rival Rice. Kinne finished the game 21-for-34 passing for 318 yards and three touchdowns.

Willie Carter recorded a career-high nine catches for 160 yards and a score. Cornelius Arnick led TU with 12 tackles, and he also intercepted the first Rice pass of the game. Dexter McCoil also picked up an interception.

Marco Nelson and Shawn Jackson both recovered fumbles. The Tulsa offense outgained Rice 473 to 353.



SCORE BY PERIODS

	1	2	3	4	Fnl	TU	RICE
Tulsa	17	7	0	14	38		
Rice	0	10	3	7	20		

INDIVIDUAL LEADERS

Rushing

TU – Trey Watts, 18-68-1 TD

Rice – Tyler Smith, 15-66

Passing

TU – G.J. Kinne, 21-of-34 for 318, 3 TD

Rice – Nick Fanuzzi, 20-of-37 for 234, 1 TD;

Taylor McHargue, 2-of-4 for 16, 2 INT

Receiving

TU – Willie Carter, 9-160-1 TD

Rice – Luke Wilson, 7-104-1 TD

SCORING SUMMARY

Qtr	Time	Team	Pl-Yrd	Score
1	13:15	Tulsa	G.J. Kinne 1 run (Fitzpatrick kick)	7-0
1	10:03	Tulsa	G.J. Kinne 13 pass to Trey Watts (Fitzpatrick kick)	14-0
1	4:37	Tulsa	Kevin Fitzpatrick 52 FG	17-0
2	11:18	Rice	Chris Boswell 32 FG	17-3
2	0:56	Tulsa	G.J. Kinne 64 pass to Willie Carter (Fitzpatrick kick)	24-3
2	0:05	Rice	Nick Fanuzzi 40 pass to Luke Willson (Boswell kick)	24-10
3	5:36	Rice	Chris Boswell 36 FG	24-13
4	11:41	Tulsa	Trey Watts 3 run (Fitzpatrick kick)	31-13
4	5:47	Rice	Turner Petersen 2 run (Boswell kick)	31-20
4	2:36	Tulsa	G.J. Kinne 41 pass to Ricky Johnson (Fitzpatrick kick)	38-20

GAME 8

Tulsa 38, SMU 7

October 29, 2011 • H.A. Chapman Stadium
Tulsa • Attendance 21,261

TULSA, Okla. — Tulsa snapped a two-game losing skid to the Mustangs with a dominant performance at H.A. Chapman Stadium on Homecoming.

Alex Singleton scored a career-high three rushing touchdowns, while Milton Howell recorded a career-high three interceptions.

G.J. Kinne completed 24-of-36 passes for 274 yards and a touchdown. Willie Carter recorded career highs in catches (13) and receiving yards (173), while adding a receiving TD.



SCORE BY PERIODS

	1	2	3	4	Fnl	TU	SMU
Tulsa	10	14	14	0	38		
SMU	0	0	7	0	7		

INDIVIDUAL LEADERS

Rushing

TU – Trey Watts, 8-53; Alex Singleton, 16-42-3 TD

SMU – Zach Line, 22-118-1 TD

Passing

TU – G.J. Kinne, 24-of-36 for 274, 1 INT, 1 TD

SMU – J.J. McDermott, 17-of-34 for 180, 4 INT

Receiving

TU – Willie Carter, 13-173-1 TD

SMU – Cole Beasley, 4-79

SCORING SUMMARY

Qtr	Time	Team	Pl-Yrd	Score
1	6:34	Tulsa	Kevin Fitzpatrick 22 FG	3-0
1	3:38	Tulsa	Alex Singleton 2 run (Fitzpatrick kick)	10-0
2	14:56	Tulsa	G.J. Kinne 2 run (Fitzpatrick kick)	17-0
2	5:32	Tulsa	Alex Singleton 1 run (Fitzpatrick kick)	24-0
3	10:38	SMU	Zach Line 17 run (Chase Hover kick)	24-7
3	5:07	Tulsa	Alex Singleton 1 run (Fitzpatrick kick)	31-7
3	2:49	Tulsa	G.J. Kinne 40 pass to Willie Carter (Fitzpatrick kick)	38-7

GAME 9

Tulsa 24, UCF 17

**November 3, 2011 • Bright House Networks Stadium
Orlando • Attendance 36,712**

ORLANDO, Fla. — Tulsa went on the road for Thursday night Conference USA action and took down the defending C-USA Champs 24-17. Clay Sears caught a 16-yard TD pass from G.J. Kinne midway through the fourth quarter to give Tulsa the lead for good.

Kevin Fitzpatrick nailed all three of his field goals, and Kinne completed 15-of-28 passes for 203 yards and one TD. He also rushed 14 times for a game-high 92 yards. The Golden Hurricane racked up 251 yards rushing on the Knights, who entered the game allowing just 85 yards a game on the ground. TU outgained UCF 454-381.

In four home games prior to playing host to TU, the Knights were 4-0 and had not allowed an offensive TD. Tulsa had two offensive scores and nearly tripled the nine points UCF had allowed at home all season.



SCORE BY PERIODS

	1	2	3	4	Fnl
Tulsa	7	6	3	8	24
UCF	7	7	0	3	17

INDIVIDUAL LEADERS

Rushing

TU — G.J. Kinne, 14-92; Trey Watts, 9-63

UCF — Jeff Godfrey, 14-46

Passing

TU — G.J. Kinne, 15-of-28 for 201, 1 TD

UCF — Jeff Godfrey, 16-of-23 for 226, 1 TD

Receiving

TU — Jordan James, 6-74; Willie Carter, 3-65

UCF — J.J. Worton, 4-87-1 TD

	TU	UCF
First Downs	28	18
Total Net Yards	454	381
Offensive Plays	72	61
Yards Per Play	6.3	6.2
Rushes/Net Yards	44-251	37-155
Net Passing Yards	203	226
Passes Comp/Att.	15-28	16-24
Had Intercepted	0	0
Punts/Average	1-37.0	3-46.3
Penalties/Yards	0-0	6-64
Fumbles/Lost	1-1	1-0
Sacks by	0-0	0-0
3rd Down Conv/Att.	6-13	5-12
4th Down Conv/Att.	1-2	1-3
Possession Time	27:10	32:50

SCORING SUMMARY

Qtr	Time	Team	Pl-Yrd	Score
1	10:57	UCF	Jeff Godfrey 28 pass to J.J. Worton (Moffitt kick)	0-7
1	3:17	Tulsa	Willie Carter 19 run (Fitzpatrick kick)	7-7
2	11:51	Tulsa	Kevin Fitzpatrick 36 FG	10-7
2	5:37	Tulsa	Kevin Fitzpatrick 25 FG	13-7
2	1:07	UCF	Ronnie Weaver 6 run (Moffitt kick)	13-14
3	12:36	Tulsa	Kevin Fitzpatrick 25 FG	16-14
4	11:55	UCF	Shawn Moffitt 29 FG	16-17
4	8:23	Tulsa	G.J. Kinne 16 pass to Clay Sears (Kinne pass to Burnham)	24-17

GAME 10

Tulsa 59, Marshall 17

**November 12, 2011 • H.A. Chapman Stadium
Tulsa • Attendance 17,672**

TULSA, Okla. — Tulsa racked up a season-high 682 yards of total offense and allowed just 393 in a blowout win over the Thundering Herd.

TU picked up its 11th-straight win in league play. Ja'Terian Douglas had a career-high 194 yards rushing, and Trey Watts added 144 yards on the ground.

Bryan Burnham recorded a career-high 10 catches for 146 yards and a score. Clay Sears caught two touchdowns, and G.J. Kinne was 24 of 31 for 302 yards and a season-high four touchdowns.



SCORE BY PERIODS

	1	2	3	4	Fnl
Tulsa	14	28	7	10	59
Marshall	3	0	14	0	17

INDIVIDUAL LEADERS

Rushing

TU — Ja'Terian Douglas, 10-194; Trey Watts, 16-144-1 TD; Alex Singleton, 17-22-3 TD

MAR — Travon Van, 17-114-1 TD

Passing

TU — G.J. Kinne, 24-of-31 for 302, 1 INT, 4 TD

MAR — Rakeem Cato, 16-of-26 for 163, 1 INT, 1 TD

Receiving

TU — Bryan Burnham, 10-146-1 TD

MAR — Aaron Dobson, 3-65-1 TD

	TU	MAR
First Downs	32	16
Total Net Yards	682	393
Offensive Plays	86	74
Yards Per Play	7.9	5.3
Rushes/Net Yards	52-380	38-165
Net Passing Yards	302	228
Passes Comp/Att.	24-34	20-36
Had Intercepted	1	1
Punts/Average	4-38.5	7-45.9
Penalties/Yards	2-19	2-15
Fumbles/Lost	1-1	2-2
Sacks by	3-15	1-8
3rd Down Conv/Att.	5-13	8-19
4th Down Conv/Att.	0-1	0-3
Possession Time	28:57	31:03

SCORING SUMMARY

Qtr	Time	Team	Pl-Yrd	Score
1	13:36	Tulsa	Ja'Terian Douglas 4 run (Fitzpatrick kick)	7-0
1	10:18	Tulsa	G.J. Kinne 2 pass to Clay Sears (Fitzpatrick kick)	14-0
1	0:54	Mar	Tyler Warner 30 FG	14-3
2	13:45	Tulsa	G.J. Kinne 26 pass to Willie Carter (Fitzpatrick kick)	21-3
2	7:37	Tulsa	Alex Singleton 1 run (Fitzpatrick kick)	28-3
2	0:56	Tulsa	Alex Singleton 2 run (Fitzpatrick kick)	35-3
2	0:48	Tulsa	G.J. Kinne 16 pass to Clay Sears (Fitzpatrick kick)	42-3
3	12:54	Mar	Travon Van 69 run (Warner kick)	42-10
3	11:04	Tulsa	G.J. Kinne 35 pass to Bryan Burnham (Fitzpatrick kick)	49-10
3	5:31	Mar	Rakeem Cato 31 pass to Aaron Dobson (Warner kick)	49-17
4	12:25	Tulsa	Alex Singleton 3 run (Fitzpatrick kick)	56-17
4	6:54	Tulsa	Kevin Fitzpatrick 20 FG	59-17



GAME 11

Tulsa 57, UTEP 28

**November 19, 2011 • Sun Bowl
El Paso • Attendance 23,849**

EL PASO, Texas — Tulsa recorded 500 yards of offense and snapped a three-game losing skid in El Paso in a big way. TU held a 50-15 lead before coasting to the 57-28 final.

G.J. Kinne completed 21-of-27 passes for 300 yards and three touchdowns, while Clay Sears caught seven passes for 93 yards. Ja'Terian Douglas had 92 yards rushing and a score, and Trey Watts racked up a career-high 254 all-purpose yards. Watts scored on a 94-yard kickoff return and a 53-yard reception.



Shawn Jackson recorded a pick-six, and Cornelius Arnick tallied 14 tackles. Tyrunn Walker had a career-high three sacks.

SCORE BY PERIODS

	1	2	3	4	Fnl
Tulsa	14	15	21	7	57
UTEP	6	9	0	13	28

INDIVIDUAL LEADERS

Rushing

TU – Ja'Terian Douglas, 12-92-1 TD

UTEP – Joe Banyard, 20-91-1 TD

Passing

TU – G.J. Kinne, 21-of-27 for 300, 1 INT, 3 TD

UTEP – Carson Meger, 20-of-34 for 204, 2 INT

Receiving

TU – Clay Sears, 7-93; Trey Watts, 4-72-1 TD

UTEP – Jordan Leslie, 7-119

	TU	UTEP
First Downs	24	28
Total Net Yards	500	443
Offensive Plays	60	87
Yards Per Play	8.3	5.1
Rushes/Net Yards	33-200	41-177
Net Passing Yards	300	266
Passes Comp/Att.	21-27	26-46
Had Intercepted	1	2
Punts/Average	0-0	4-168
Penalties/Yards	4-46	6-66
Fumbles/Lost	1-1	3-0
Sacks by	4-23	0-0
3rd Down Conv/Att.	6-7	8-15
4th Down Conv/Att.	0-0	1-1
Possession Time	24:22	35:38

SCORING SUMMARY

Qtr	Time	Team	Pl-Yrd	Score
1	12:19	Tulsa	Bryan Burnham 9 pass from G.J. Kinne (Fitzpatrick kick)	7-0
1	7:28	Tulsa	Alex Singleton 3 run (Fitzpatrick kick)	14-0
1	4:24	UTEP	Joe Banyard 1 run (Kick Blocked)	14-6
2	11:17	Tulsa	Trey Watts 53 pass from G.J. Kinne (Fitzpatrick kick)	21-6
2	6:00	UTEP	Safety - blocked punt by Antwon Blake	21-8
2	2:58	UTEP	Leilyon Myers 1 run (Scott kick)	21-15
2	2:45	Tulsa	Trey Watts 94 KOR (Kinne pass to Sears)	29-15
3	10:21	Tulsa	G.J. Kinne 4 run (Fitzpatrick kick)	36-15
3	9:20	Tulsa	Shawn Jackson 34 INT return (Fitzpatrick kick)	43-15
3	1:37	Tulsa	Ja'Terian Douglas 37 run (Fitzpatrick kick)	50-15
4	10:39	UTEP	Tate Smith 3 run (Kick NG)	50-21
4	9:11	UTEP	Leilyon Myers 2 run (Scott kick)	50-28
4	4:00	Tulsa	Jordan James 27 pass from G.J. Kinne (Fitzpatrick kick)	57-28

GAME 12

#7 Houston 48, Tulsa 16

**November 25, 2011 • H.A. Chapman Stadium
Tulsa • Attendance 29,015**

TULSA, Okla. — Kevin Fitzpatrick nailed two 50+ field goals and became the all-time leading scorer in school history, but the high-powered Houston Cougars overwhelmed Tulsa late in the game.

Fitzpatrick ended the game with 10 points on Senior Day. G.J. Kinne was 19-for-38 for 176 yards and a touchdown, while Trey Watts led the Golden Hurricane with 62 yards rushing.



Willie Carter scored the game's first points, and TU led 10-6 until late in the second quarter before the Cougars took control.

SCORE BY PERIODS

	1	2	3	4	Fnl
Tulsa	10	0	6	0	16
Houston	6	7	14	21	48

INDIVIDUAL LEADERS

Rushing

TU – Trey Watts, 16-62

UH – Charles Sims, 12-48

Passing

TU – G.J. Kinne, 19-of-38 for 176, 2 INT, 1 TD

UH – Case Keenum, 33-of-46 for 457, 5 TD

Receiving

TU – Jordan James, 4-43; Willie Carter, 4-42-1 TD

UH – Patrick Edwards, 8-181-4 TD; Justin Johnson, 7-106-1 TD

	TU	UH
First Downs	18	24
Total Net Yards	337	558
Offensive Plays	80	81
Yards Per Play	4.2	6.9
Rushes/Net Yards	42-161	33-84
Net Passing Yards	176	474
Passes Comp/Att.	19-38	35-48
Had Intercepted	2	0
Punts/Average	6-46.5	6-36.0
Penalties/Yards	2-9	7-50
Fumbles/Lost	2-1	1-1
Sacks by	3-24	0-0
3rd Down Conv/Att.	6-17	6-15
4th Down Conv/Att.	0-2	2-2
Possession Time	30:10	29:50

SCORING SUMMARY

Qtr	Time	Team	Pl-Yrd	Score
1	9:16	Tulsa	G.J. Kinne 11 pass to Willie Carter (Fitzpatrick kick)	7-0
1	6:39	UH	Case Keenum 5 pass to Patrick Edwards (kick blocked)	7-6
1	1:14	Tulsa	Kevin Fitzpatrick 52 FG	10-6
2	4:13	UH	Case Keenum 20 pass to Charles Sims (Hogan kick)	10-13
3	12:08	UH	Case Keenum 33 pass to Patrick Edwards (Hogan kick)	10-20
3	8:06	Tulsa	Kevin Fitzpatrick 36 FG	13-20
3	7:02	Tulsa	Kevin Fitzpatrick 51 FG	16-20
3	1:23	UH	Case Keenum 38 pass to Patrick Edwards (Hogan kick)	16-27
4	11:17	UH	Michael Hayes 1 run (Hogan kick)	16-34
4	7:16	UH	Case Keenum 8 pass to Justin Johnson (Hogan kick)	16-41
4	6:18	UH	Cotton Turner 14 pass to Patrick Edwards (Hogan kick)	16-48

GAME 13

BYU 24, Tulsa 21

Bell Helicopter Armed Forces Bowl
December 30, 2011 • Gerald J. Ford Stadium
Dallas, Texas • Attendance 30,258

DALLAS, Texas — Tulsa ended the 2011 campaign with a narrow 24-21 loss at the hands of the BYU Cougars in the Bell Helicopter Armed Forces Bowl in front of 30,358 fans at SMU's Ford Stadium. The Golden Hurricane ended Head Coach Bill Blankenship's first season with an 8-5 record and a 7-1 mark in Conference USA action.



Tulsa was led by senior quarterback G.J. Kinne, who completed 17-of-31 passes for 214 yards and three touchdowns, while 113 of those yards and one touchdown went to junior wide receiver Bryan Burnham, who caught four passes in the contest. Senior tight end Clay Sears and junior receiver Ricky Johnson also scored for the Hurricane

Tulsa jumped on top 14-3, but after a fumbled punt with 0:25 remaining in the first half the Cougars scored on one play to cut the Hurricane lead to four points. Tulsa held a 14-10 lead at halftime. Following a third quarter touchdown strike for the Cougars, the Golden Hurricane took a 21-17 lead with 10:42 to play in the game. BYU would get the ball two more times and it was on their last possession that quarterback Riley Nelson converted on 4th and 9 from the Tulsa 47-yard line, and eight plays later connected with Cody Hoffman for the duo's third TD hook-up of the game to seal the victory with 11 seconds remaining on the clock.

Junior safety Dexter McCoil recorded two interceptions, thus tying the school record for career pick-offs with 13. He also had 10 tackles in the game and was selected by the media as Tulsa's Game MVP. Senior linebacker Cornelius Arnick tied the school's bowl record with 17 tackles, and he also picked up a sack and two tackles for lost yardage in his final collegiate game.

SCORE BY PERIODS

	1	2	3	4	Fnl
Tulsa	7	7	0	7	21
BYU	3	7	7	7	24

INDIVIDUAL LEADERS

Rushing

TU — Trey Watts, 10-38

BYU — JJ Di Luigi, 10-38

Passing

TU — G.J. Kinne, 17-of-31 for 214, 3 TD

BYU — Riley Nelson, 17-of-40 for 250, 2 INT, 3 TD

Receiving

TU — Bryan Burnham, 4-113-1 TD;


Jordan James, 4-36

BYU — Cody Hoffman, 8-122-3 TD

	TU	BYU
First Downs	15	18
Total Net Yards	272	344
Offensive Plays	59	80
Yards Per Play	4.6	4.3
Rushes/Net Yards	37	94
New Passing Yards	235	250
Passes Comp/Att	18-32	17-40
Had Intercepted	0	2
Punts/Average	8-44.2	8-41.9
Penalties/Yards	1-5	5-60
Fumbles/Lost	3-2	1-0
Sacks by	3-18	3-20
3rd Down Conv/Att.	6-16	8-21
4th Down Conv/Att.	0-0	2-2
Possession Time	24:26	35:24

SCORING SUMMARY

Qtr	Time	Team	Pl-Yrd	Score
1	9:51	Tulsa	G.J. Kinne 8 pass to Ricky Johnson (Fitzpatrick kick)	7-0
1	0:17	BYU	Justin Sorensen 35 FG	7-3
2	8:45	Tulsa	G.J. Kinne 14 pass to Clay Sears (Fitzpatrick kick)	14-3
2	0:12	BYU	Riley Nelson 17 pass to Cody Hoffman (Sorensen kick)	14-10
3	1:41	BYU	Riley Nelson 30 pass to Cody Hoffman (Sorensen kick)	14-17
4	10:42	Tulsa	G.J. Kinne 30 pass to Bryan Burnham (Fitzpatrick kick)	21-17
4	0:11	BYU	Riley Nelson 2 pass to Cody Hoffman (Sorensen kick)	21-24





2011 Results

Record and Attendance

Record: 8-5 Overall • 7-2 C-USA • 4-2 Home • 4-2 Away • 0-1 Neutral

Date	Opponent	Attendance	Score	W/L
Sept. 3	at #1 Oklahoma	85,260	14-47	L
Sept. 10	at Tulane*	19,752	31-3	W
Sept. 18	#7 Oklahoma State	24,563	33-59	L
Sept. 24	at #4 Boise State	34,019	21-41	L
Oct. 1	North Texas	21,240	41-24	W
Oct. 15	UAB*	21,494	37-20	W
Oct. 22	at Rice*	17,314	38-20	W
Oct. 29	SMU*	21,261	38-7	W
Nov. 3	at UCF*	36,712	24-17	W
Nov. 12	Marshall*	17,672	59-17	W
Nov. 19	at UTEP*	23,849	57-28	W
Nov. 25	#7 Houston*	29,015	16-48	L
Dec. 30	vs. BYU^	30,258	21-24	L

* Conference USA game

^ Armed Forces Bowl

Scoring By Quarters

	1st	2nd	3rd	4th	OT	Total	Avg
Tulsa	109	122	104	95	0	430	33.0
Opponents	72	107	87	89	0	355	27.3

Total Attendance

Home Attendance: 135,245 (22,541), 6 games
Road Attendance: 216,906 (36,151), 6 games
Neutral Site Attendance: 30,258 (30,258), 1 game

2011 Team Statistics

	Tulsa	Opponent
FIRST DOWNS	287	287
Rushing	124	101
Passing	146	166
Penalty	17	20
RUSHING ATT-YARDS	521-2492	509-1670
Average Per Rush	4.8	3.3
Average Per Game	191.7	128.5
TDs Rushing	20	20
PASSING COMP-ATT-INT	256-421-17	307-516-18
Passing Yards	3233	3722
Average Per Game	248.7	286.3
TDs Passing	31	25
TOTAL OFFENSE PLAYS-YARDS	942-5725	1025-5392
Average Per Play	6.1	5.3
Average Per Game	440.4	414.8
KICKOFF RETURNS-YARDS	51-1115	59-1219
PUNT RETURNS-YARDS	14-82	18-154
INT RETURNS-YARDS	18-355	17-134
PUNTS-YARDS	28-2353	74-3126
Average Per Punt	40.6	42.2
Net punt average	36.9	38.2
FUMBLES-LOST	24-16	21-10
PENALTIES-YARDS	52-466	70-655
Average Per Game	35.8	50.4
SACKS BY-YARDS LOST	27-176	18-126
3RD-DOWN CONVERSIONS	75/180	93/220
3rd-Down Pct	42%	42%
4TH-DOWN CONVERSIONS	6/14	12/23
4th-Down Pct	43%	52%
AVERAGE POSSESSION TIME	27:06	32:54

2011 Individual Statistics

Rushing

	G-GS	Att	Gain	Loss	Net	Avg	YPG	TD	Long
Douglas, Ja'Terian	13-2	112	916	33	883	7.9	67.9	4	82 - Marshall
Watts, Trey	13-12	157	913	32	881	5.6	67.8	3	58 - Marshall
Kinne, G.J.	13-13	125	537	132	405	3.2	31.2	3	23 - Oklahoma State
Singleton, Alex	13-0	82	286	7	279	3.4	21.5	8	46 - Tulane
Carter, Willie	11-8	13	64	2	62	4.8	5.6	2	23 - Boise State
Henderson, Kalen	5-0	23	66	47	19	0.8	3.8	0	9 - North Texas/Marshall
Owens, Gary	10-3	1	0	5	-5	-5.0	-0.5	0	0 - Marshall
TEAM	9-0	8	0	32	-32	-4.0	-3.6	0	0
TULSA	13	521	2782	290	2492	4.8	191.7	20	82 - Marshall
Opponents	13	509	2024	354	1670	3.3	128.5	20	69 - Marshall

Passing

	G-GS	Cmp	Att	Int	Pct	Yds	YPG	Rating	TD	Long
Kinne, G.J.	13-13	247	390	12	63.3	3090	237.7	147.43	28	69 - Oklahoma
Henderson, Kalen	5-0	8	29	4	27.6	122	24.4	69.48	3	43 - Oklahoma State
Sears, Clay	13-12	1	1	0	100.0	21	1.6	276.40	0	21 - BYU
Cole, Genesis	13-0	0	1	1	0.0	0	0.0	-200.00	0	0 - Oklahoma State
TULSA	13	256	421	17	60.8	3233	248.7	141.54	28	69 - Oklahoma
Opponents	13	307	516	18	59.5	3722	286.3	129.10	25	66 - UAB

Receiving

	G-GS	Rec	Yds	Avg	YPG	TD	Long
Carter, Willie	11-8	61	868	14.2	78.9	7	69 - Oklahoma
Burnham, Bryan	13-13	54	850	15.7	65.4	9	56 - Oklahoma
Sears, Clay	13-12	37	469	12.7	36.1	7	60 - North Texas
James, Jordan	12-10	31	391	12.6	32.6	1	68 - UAB
Watts, Trey	13-12	31	242	7.8	18.6	3	53 - UTEP
Johnson, Ricky	13-2	14	197	14.1	15.2	4	41 - Rice
Douglas, Ja'Terian	13-2	11	59	5.4	4.5	0	15 - UTEP
Largen, Nathan	13-0	6	76	12.7	5.8	0	28 - Marshall
Singleton, Alex	13-0	3	25	8.3	1.9	0	11 - Oklahoma State/UAB
Britton, Michael	13-1	2	23	11.5	1.8	0	13 - UTEP
Garrett, Keyarris	7-0	2	10	5.0	1.4	0	6 - Tulane
Owens, Gary	10-3	2	8	4.0	0.8	0	5 - Boise State
Kelley, Freeman	12-0	1	11	11.0	0.9	0	11 - Oklahoma State
Cole, Genesis	13-0	1	4	4.0	0.3	0	4 - Oklahoma
TULSA	13	256	3233	12.6	248.7	31	69 - Oklahoma
Opponents	13	307	3722	12.1	286.3	25	66 - UAB

Total Offense

	G-GS	Plays	Rush	Pass	Yards	Avg/G
Kinne, G.J.	13-13	515	405	3090	3495	268.8
Douglas, Ja'Terian	13-2	112	883	0	883	67.9
Watts, Trey	13-12	157	881	0	881	67.8
Singleton, Alex	13-0	82	279	0	279	21.5
Henderson, Kalen	5-0	52	19	122	141	28.2
Carter, Willie	11-8	13	62	0	62	5.6
Sears, Clay	13-12	1	0	21	21	1.6
Owens, Gary	10-3	1	-5	0	-5	-0.5
TEAM	9	8	-32	0	-32	-3.6
TULSA	13	942	2492	3233	5725	440.4
Opponents	13	1025	1670	3722	5392	414.8

All-Purpose Yards

	G-GS	Rush	Rec	PR	KOR	INT	Yds	YPG
Watts, Trey	13-12	881	242	24	482	0	1629	125.3
Douglas, Ja'Terian	13-2	883	59	0	0	0	942	72.5
Carter, Willie	11-8	62	868	0	0	0	930	84.5
Burnham, Bryan	13-13	0	850	0	0	0	850	65.4
Kelley, Freeman	12-0	0	11	0	459	0	470	39.2
Sears, Clay	13-12	0	469	0	0	0	469	36.1
Kinne, G.J.	13-13	405	0	0	0	0	405	31.2
James, Jordan	12-10	0	391	0	0	0	391	32.6
Singleton, Alex	13-0	279	25	0	22	0	326	25.1
Johnson, Ricky	13-2	0	197	0	0	0	197	15.2
McCoil, Dexter	13-13	0	0	0	0	131	131	10.1
Nelson, Marco	13-13	0	0	22	77	8	107	8.2
Largen, Nathan	13-0	0	76	0	28	0	104	8.0
Owens, Gary	10-3	-5	8	0	47	0	50	5.0
Jackson, Shawn	13-12	0	0	0	0	45	45	3.5
Howell, Milton	13-13	0	0	0	0	44	44	3.4
Rose, Lowell	10-9	0	0	0	0	41	41	4.1
Ratliff, J.D.	13-0	0	0	36	0	0	36	2.8
Dobbins, Dwight	13-1	0	0	0	0	36	36	2.8
Dock, Alan	13-13	0	0	0	0	28	28	2.2
Britton, Michael	13-1	0	23	0	0	0	23	1.8
Arnack, Cornelius	13-13	0	0	0	0	22	22	1.7
Henderson, Kalen	5-0	19	0	0	0	0	19	3.8
Garrett, Keyarris	7-0	0	10	0	0	0	10	1.4
Cole, Genesis	13-0	0	4	0	0	0	4	0.3
TEAM	9	-32	0	0	0	0	-32	-3.6
TULSA	13	2492	3233	82	1115	355	777	559.8
Opponents	13	1670	3722	154	1219	134	6899	530.7



Field Goals

	1-19 M-Att	20-29 M-Att	30-39 M-Att	40-49 M-Att	50+ M-Att	Total	Pct	Long
Fitzpatrick, Kevin	0-0	7-7	4-6	1-2	3-3	15-18	83.3	52 - Rice/Houston

FG Sequence

	Tulsa	Opponents
Oklahoma	-	(28),(27)
Tulane	(28)	(32),48,44
Oklahoma State	(25),(34)	(35)
Boise State	-	-
North Texas	-	(52),40
UAB	(30),(44),(22)	(20),(49)
Rice	(52),35	(32),(36)
SMU	(22),34	-
UCF	(36),(25),(25)	46,(29)
Marshall	(20)	(30)
UTEP	-	36
Houston	(52),(36),(51)	-
BYU	46	(35)

Numbers in parentheses indicate field goal was made.

Scoring

	TD	FG	PATs					DXP	Saf	Pts
			Kick	Rush	Rcv	Pass				
Fitzpatrick, Kevin	0	15-18	51-53	0-0	0	0-0	0	0	0	96
Burnham, Bryan	9	0-0	0-0	0-0	1	0-0	0	0	0	56
Carter, Willie	9	0-0	0-0	0-0	0	0-0	0	0	0	54
Singleton, Alex	8	0-0	0-0	0-0	0	0-0	0	0	0	48
Sears, Clay	7	0-0	0-0	0-0	1	0-0	0	0	0	44
Watts, Trey	7	0-0	0-0	0-0	0	0-0	0	0	0	42
Douglas, Ja'Terian	4	0-0	0-0	0-0	0	0-0	0	0	0	24
Johnson, Ricky	4	0-0	0-0	0-0	0	0-0	0	0	0	24
Kinne, G.J.	3	0-0	0-0	0-0	0	2-2	0	0	0	18
Jackson, Shawn	1	0-0	0-0	0-0	0	0-0	0	0	0	6
Dobbins, Dwight	1	0-0	0-0	0-0	0	0-0	0	0	0	6
McCoil, Dexter	1	0-0	0-0	0-0	0	0-0	0	0	0	6
James, Jordan	1	0-0	0-0	0-0	0	0-0	0	0	0	6
TULSA	55	15-18	51-53	0-0	2	2-2	0	0	0	430
Opponents	46	12-17	41-46	0-0	0	0-0	0	1	355	

Punt Returns

	No	Yds	Avg	TD	Long
Ratliff, J.D.	9	36	4.0	0	9 - Marshall
Nelson, Marco	3	22	7.3	0	11 - Tulane
Watts, Trey	2	24	12.0	0	24 - Tulane
TULSA	14	82	5.9	0	24 - Tulane
Opponents	18	154	8.6	0	22 - BYU

Kickoff Returns

	No	Yds	Avg	TD	Long
Kelley, Freeman	22	459	20.9	0	37 - Boise State
Watts, Trey	20	482	24.1	1	94 - UTEP
Nelson, Marco	3	77	25.7	0	42 - Tulane
Owens, Gary	3	47	15.7	0	33 - Oklahoma State
Largen, Nathan	2	28	14.0	0	15 - BYU
Singleton, Alex	1	22	22.0	0	22 - UCF
TULSA	51	1115	21.9	1	94 - UTEP
Opponents	59	1219	20.7	1	96 - Oklahoma State

Punting

	No	Yds	Avg	Blk	I20	TB	Long
Way, Cole	34	1293	38.0	2	7	1	51 - North Texas
Fitzpatrick, Kevin	24	1029	42.9	0	3	2	59 - Houston
TEAM	0	31	0.0	1	0	0	31
TULSA	58	2353	40.6	3	10	3	59 - North Texas
Opponents	74	3126	42.2	0	25	11	64 - Marshall

Interceptions

	No	Yds	Avg	TD	Long
McCoil, Dexter	6	131	21.8	1	74 - North Texas
Howell, Milton	4	44	11.0	0	35 - SMU
Dock, Alan	2	28	14.0	0	28 - Oklahoma State
Jackson, Shawn	2	45	22.5	1	34 - UTEP
Arnick, Cornelius	1	22	22.0	0	22 - Rice
Brown, DeAundre	1	0	0.0	0	0 - UTEP
Rose, Lowell	1	41	41.0	0	41 - UAB
Dobbins, Dwight	1	36	36.0	1	36 - North Texas
TULSA	18	355	19.7	3	74 - North Texas
Opponents	17	134	7.9	0	36 - Tulane

Fumble Returns

	No	Yds	Avg	TD	Long
Nelson, Marco	1	4	4.0	0	4 - Rice
TULSA	1	4	4.0	0	4 - Rice
Opponents	5	39	7.8	0	18 - UTEP

2011 Defensive Statistics

	G-GS	UT	AT	Tot	TFL-Yds	SK-Yds	INT-Yds	PBU	QBH	FR	FF
Arnack, Curnelius	13-13	99	60	159	6.5-24	2.5-16	1-22	4	3	1-0	.
Jackson, Shawn	13-13	67	34	101	11.0-52	4.5-33	2-45	5	4	1-0	1
McCoil, Dexter	13-13	48	36	84	3.0-5	.	6-131	7	.	.	.
Nelson, Marco	13-13	46	27	73	0.5-1	.	0-8	5	.	2-4	.
Dock, Alan	13-13	39	32	72	2.5-14	0.5-7	2-28	3	2	.	1
Dorris, Cory	13-12	23	32	55	6.5-21	1.5-5	.	.	3	1-0	1
Howell, Milton	13-13	41	9	50	1.0-4	.	4-44	7	.	.	2
Walker, Tyrunn	13-13	24	17	41	13.5-75	8.0-57	.	8	5	.	3
Rose, Lowell	10-9	24	11	35	2.5-8	1.0-5	1-41	9	.	.	.
Bufford, Daeshon	13-13	17	16	33	2.5-13	1.5-11	.	.	1	.	.
Wilkins, Trent	13-0	18	9	27
Jennings, DeWitt	13-0	14	11	25	1.0-1
Brown, DeAundre	9-0	13	12	25	1.0-1	.	1-0
Jackson, Derrick	13-13	13	12	25	5.5-14	1.0-7	.	.	1	.	.
Robinson, Rashad	12-0	10	11	21	1.0-7	1.0-7	.	1	.	.	.
Sexton, Kwame	11-0	10	10	20	1.5-3	1-0	.
Skillens, Justin	11-3	15	5	20	.	.	.	1	.	.	.
Todd, Brentom	13-0	11	5	16	4.5-17	2.0-13	.	.	1	.	1
Ratliff, J.D.	13-0	9	6	15	.	.	.	4	.	.	.
Dobbins, Dwight	13-1	8	4	12	1.0-8	.	1-36	3	.	1-0	1
St. John, Jared	13-1	8	4	12	2.0-10	1.5-9	.	1	1	.	1
King, Joe	13-0	6	4	10	1.0-12	.	.	1	.	.	1
Jewell, Jack	9-0	8	2	10	1-0	.
Hawkins, Donnell	13-0	6	3	9	1-0	.
Asiegbu, Zik	12-0	5	4	9	1.0-1
Snider, Luke	11-0	2	4	6
Burnham, Bryan	13-13	5	.	5
Largen, Nathan	13-0	4	1	5
Finch, Durrell	7-0	4	1	5	2.0-6	2.0-6	1
Douglas, Ja'Terian	13-2	5	.	5
Fitzpatrick, Kevin	13-0	4	.	4
Britton, Michael	13-1	1	2	3
Kinne, G.J.	13-13	3	.	3
Watts, Trey	13-12	2	1	3
Abbott, Bo	13-0	.	2	2
Martin, Trent	4-0	1	1	2
Owens, Gary	10-3	1	1	2
James, Jordan	12-10	1	.	1
Johnson, Ricky	13-2	.	1	1
Anderson, Clint	13-13	1	.	1
Singleton, Reid	13-0	1	.	1
Grigg, Jared	13-0	1	.	1
Holmes, Tyler	13-13	.	1	1
Hummingbird, Chris	5-0	.	1	1
TEAM	9-0	1	.	1
TULSA	13	619	392	1011	71-297	27-176	18-355	59	21	9-4	13
Opponents	13	578	384	962	67-262	18-126	17-134	37	25	16-39	19



2011 Tulsa Individual Superlatives

- **Longest Run from Scrimmage**
82 yards by Ja'Terian Douglas vs. Marshall
- **Longest Run from Scrimmage for TD**
80 yards by Ja'Terian Douglas vs. Oklahoma State
- **Longest Pass Play**
69 yards by G.J. Kinne to Willie Carter vs. Oklahoma
- **Longest Pass Play for TD**
64 yards by G.J. Kinne to Willie Carter vs. Rice
- **Longest Kickoff Return**
94 yards by Trey Watts vs. UTEP (TD)
- **Longest Punt Return**
24 yards by Trey Watts vs. Tulane
- **Longest Interception Return**
74 yards by Dexter McCoil vs. North Texas (TD)
- **Longest Punt**
56 yards by Kevin Fitzpatrick vs. Marshall
- **Longest Field Goal**
52 yards by Kevin Fitzpatrick vs. Rice and Houston
- **Most Rushing Attempts**
23 by Trey Watts vs. OSU
- **Most Rushing Yards**
194 yards by Ja'Terian Douglas vs. Marshall
- **Most TD's Rushing**
3 by Alex Singleton vs. SMU, Marshall
- **Most Passing Attempts**
43 by G.J. Kinne vs. UAB
- **Most Passes Completed**
31 by G.J. Kinne vs. UAB
- **Most Passing Yards**
341 yards by G.J. Kinne vs. UAB
- **Most TD Passes Thrown**
4 by G.J. Kinne vs. Marshall
- **Most Yards Total Offense**
375 yards by G.J. Kinne vs. UAB
- **Most Offensive Plays**
55 by G.J. Kinne vs. UAB
- **Most Passes Caught**
13 by Willie Carter vs. SMU
- **Most Yards Receiving**
173 by Willie Carter vs. SMU
- **Most TD's Receiving**
2 by Bryan Burnham vs. Tulane and Oklahoma State; Clay Sears vs. UAB and Marshall
- **Most Points Scored (non-kicking)**
18 by Alex Singleton vs. SMU and Marshall
- **Most Points Scored Kicking**
13 by Kevin Fitzpatrick vs. UAB
- **Most Kickoff Returns**
4 by Freeman Kelley vs. Oklahoma, UAB, Rice; Trey Watts vs. Houston
- **Most Kickoff Return Yards**
113 yards by Trey Watts vs. UTEP
- **Most Punt Returns**
3 by Marco Nelson vs. Tulane
- **Most Punt Return Yards**
24 yards by Trey Watts vs. Tulane
- **Most Interceptions**
3 by Milton Howell vs. SMU
- **Most Interception Return Yards**
74 yards by Dexter McCoil vs. North Texas (TD)
- **Most Field Goals Scored**
3 by Kevin Fitzpatrick vs. UAB, UCF and Houston
- **Most Punts**
8 by Cole Way vs. Oklahoma; Kevin Fitzpatrick vs. BYU
- **Most Punt Yards**
354 yards by Kevin Fitzpatrick vs. BYU
- **Best Punting Average (min. 2 punts)**
46.5 yards by Kevin Fitzpatrick vs. Houston (6 punts)

2011 Tulsa/Opponents Season High Lows

Tulsa	Category	Opponents
59 vs. Marshall	Points Scored	59, Oklahoma State
14 vs. Oklahoma	Low	3, Tulane
32 vs. Marshall	First Downs	34, Oklahoma
14 vs. Boise State	Low	15, Tulane
59 vs. Oklahoma State	Rushing Plays	56, North Texas
24 vs. North Texas	Low	27, UAB, SMU
380 vs. Marshall	Rushing Yards	246, Oklahoma
37 vs. BYU	Low	59, Tulane
43 vs. UAB	Passes Attempted	54, Oklahoma
26 vs. Oklahoma State, Boise State	Low	24, UCF
31 vs. UAB	Passes Completed	39, Oklahoma
8 vs. Oklahoma State	Low	16, UCF
341 vs. UAB	Passing Yardage	474, Houston
117 vs. Oklahoma State	Low	176, Tulane
92 vs. SMU	Total Plays	100, Oklahoma
56 vs. Boise State, North Texas	Low	61, UCF
682 vs. Marshall	Total Offense	663, Oklahoma
291 vs. Boise State	Low	235, Tulane
8 vs. Marshall, UTEP	Total Touchdowns	8, Oklahoma State
1 vs. Houston	Low	0, Tulane
3 vs. UAB	Fumbles Lost	2, Tulane, Rice, Marshall
0 vs. North Texas	Low	0, Oklahoma State, North Texas, UAB, UCF, UTEP, BYU

2011 Tulsa Opponent Superlatives

- **Longest Run from Scrimmage**
69 yards by Travan Van, Marshall
- **Longest Run from Scrimmage for TD**
69 yards by Travan Van, Marshall
- **Longest Pass Play**
66 yards by Bryan Ellis to Jamarcus Nelson, UAB
- **Longest Pass Play for TD**
66 yards by Bryan Ellis to Jamarcus Nelson, UAB
- **Longest Kickoff Return**
96 yards by Justin Gilbert, Oklahoma State
- **Longest Punt Return**
22 yards by JD Falslev, BYU
- **Longest Interception Return**
36 yards by Travis Ryan, Tulane
- **Longest Punt**
64 yards by Kase Whitehead, Marshall
- **Longest Field Goal**
52 yards by Zach Olen, North Texas
- **Most Rushing Attempts**
40 by Lance Dunbar, North Texas
- **Most Rushing Yards**
131 yards by Dominique Whaley, Oklahoma
- **Most TD's Rushing**
4 by Dominique Whaley, Oklahoma
- **Most Passing Attempts**
47 by Landry Jones, Oklahoma
- **Most Passes Completed**
35 by Landry Jones, Oklahoma
- **Most Passing Yards**
457 yards by Case Keenum, Houston
- **Most TD Passes Thrown**
5 by Case Keenum, Houston
- **Most Passes Caught**
14 by Ryan Broyles, Oklahoma
- **Most Yards Receiving**
181 yards by Patrick Edwards, Houston
- **Most Yards of Total Offense**
377 yards by Landry Jones, Oklahoma
- **Most Offensive Plays**
55 by Riley Nelson, BYU
- **Most Points Scored (non-kicking)**
24 by Dominique Whaley, Oklahoma; Patrick Edwards, Houston
- **Most Points Scored Kicking**
11 by Quinn Sharp, Oklahoma State
- **Most Kickoff Returns**
6 by Robert Kelley, Tulane; B. Chancellor, North Texas
- **Most Kickoff Return Yards**
148 yards by Rannell Hall, UCF
- **Most Punt Returns**
3 by Mario Hull, Rice; Richard Crawford, SMU; Patrick Edwards, Houston
- **Most Punt Return Yards**
45 yards by Patrick Edwards, Houston
- **Most Interceptions**
2 by Jerrell Gavins, Boise State
- **Most Interception Return Yards**
36 yards by Ryan Travis, Tulane
- **Most Field Goals Scored**
2 by Ty Long, UAB; Chris Boswell, Rice
- **Most Punts**
10 by Trey Raglund, UAB
- **Most Punting Yards**
411 yards by Trey Ragland, UAB
- **Best Punting Average (more than 2 punts)**
46.5 by W. Atterberry, North Texas (4 punts)

2011 Tulsa Starting Lineups

Offense

Opponent	QB	TB	TE	H-B/WR	WR	WR	RT	RG	C	LG	LT
@ OU	Kinne	Watts	Carter	Roberson	Burnham	James	Romine	Burnett	Dupy	Anderson	Holmes
@ Tulane	Kinne	Watts	Sears	Owens	Burnham	James	Romine	Burnett	Dupy	Anderson	Holmes
OSU	Kinne	Watts	Sears	Owens	Burnham	James	Romine	Burnett	Dupy	Anderson	Holmes
@ Boise St.	Kinne	Watts	Sears	Owens	Burnham	James	Romine	Burnett	Dupy	Anderson	Holmes
UNT	Kinne	Watts	Sears	Carter	Burnham	R. Johnson	Romine	Burnett	Dupy	Anderson	Holmes
UAB	Kinne	Douglas	Sears	Carter	Burnham	James	Romine	Burnett	Dupy	Anderson	Holmes
@ Rice	Kinne	Watts	Sears	Carter	Burnham	James	Romine	Burnett	Dupy	Anderson	Holmes
SMU	Kinne	Watts	Sears	Carter	Burnham	James	Romine	Burnett	Dupy	Anderson	Holmes
@ UCF	Kinne	Watts	Sears	Carter	Burnham	James	Romine	Burnett	Dupy	Anderson	Holmes
MARSHALL	Kinne	Watts	Sears	Carter	Burnham	Douglas	Romine	Burnett	Dupy	Anderson	Holmes
@ UTEP	Kinne	Watts	Sears	Britton	Burnham	James	Romine	Burnett	Dupy	Anderson	Holmes
UH	Kinne	Watts	Sears	Carter	Burnham	James	Romine	DeShane	Dupy	Anderson	Holmes
BYU	Kinne	Watts	Sears	R. Johnson	Burnham	James	Romine	DeShane	Dupy	Anderson	Holmes

Defense

Opponent	DE	DT	DT	DE	CANE	MIKE	WILL	BAN	FS	CB	CB
@ OU	Walker	Bufford	D. Jackson	Dorris	Dock	Arnick	S. Jackson	McCoil	Nelson	Rose	Howell
@ Tulane	Walker	Bufford	D. Jackson	Dorris	Dock	Arnick	S. Jackson	McCoil	Nelson	Skilens	Howell
OSU	Walker	Bufford	D. Jackson	Dorris	Dock	Arnick	S. Jackson	McCoil	Nelson	Skilens	Howell
@ Boise St.	Walker	Bufford	D. Jackson	St. John	Dock	Arnick	S. Jackson	McCoil	Nelson	Skilens	Howell
UNT	Walker	Bufford	D. Jackson	Dorris	Dock	Arnick	S. Jackson	McCoil	Nelson	Dobbins	Howell
UAB	Walker	Bufford	D. Jackson	Dorris	Dock	Arnick	S. Jackson	McCoil	Nelson	Rose	Howell
@ Rice	Walker	Bufford	D. Jackson	Dorris	Dock	Arnick	S. Jackson	McCoil	Nelson	Rose	Howell
SMU	Walker	Bufford	D. Jackson	Dorris	Dock	Arnick	S. Jackson	McCoil	Nelson	Rose	Howell
@ UCF	Walker	Bufford	D. Jackson	Dorris	Dock	Arnick	S. Jackson	McCoil	Nelson	Rose	Howell
MARSHALL	Walker	Bufford	D. Jackson	Dorris	Dock	Arnick	S. Jackson	McCoil	Nelson	Rose	Howell
@ UTEP	Walker	Bufford	D. Jackson	Dorris	Dock	Arnick	S. Jackson	McCoil	Nelson	Rose	Howell
UH	Walker	Bufford	D. Jackson	Dorris	Dock	Arnick	S. Jackson	McCoil	Nelson	Rose	Howell
BYU	Walker	Bufford	D. Jackson	Dorris	Dock	Arnick	S. Jackson	McCoil	Nelson	Rose	Howell



2011 Team Game-By-Game Summaries

	TU	OU
First Downs	15	34
Total Net Yards	400	663
Offensive Plays	64	100
Yards Per Play	6.2	6.6
Rushes/Net Yards	31-129	46-246
Net Passing Yards	271	417
Passes Comp/Att.	18-33	39-54
Had Intercepted	1	0
Punts/Average	8-37.4	4-40.0
Penalties/Yards	5-44	2-20
Fumbles/Lost	2-2	1-1
Sacks by	0-0	3-6
3rd Down Conv/Att.	5-14	11-19
4th Down Conv/Att.	1-1	1-1
Possession Time	23:22	36:38

	TU	TLN
First Downs	19	15
Total Net Yards	412	235
Offensive Plays	69	77
Yards Per Play	6.0	3.1
Rushes/Net Yards	37-166	35-59
Net Passing Yards	246	176
Passes Comp/Att.	22-32	19-42
Had Intercepted	1	1
Punts/Average	7-38.3	7-45.9
Penalties/Yards	5-55	5-35
Fumbles/Lost	1-1	4-2
Sacks by	2-9	3-29
3rd Down Conv/Att.	4-13	5-20
4th Down Conv/Att.	0-0	1-3
Possession Time	25:46	34:14

	TU	OSU
First Downs	27	32
Total Net Yards	482	543
Offensive Plays	85	88
Yards Per Play	5.7	6.2
Rushes/Net Yards	59-365	48-174
Net Passing Yards	117	369
Passes Comp/Att.	8-26	29-40
Had Intercepted	4	2
Punts/Average	5-37.0	4-45.2
Penalties/Yards	3-25	5-50
Fumbles/Lost	4-2	0-0
Sacks by	1-9	3-20
3rd Down Conv/Att.	6-17	11-18
4th Down Conv/Att.	1-1	0-1
Possession Time	30:14	29:46

	TU	BSU
First Downs	14	23
Total Net Yards	291	458
Offensive Plays	56	82
Yards Per Play	5.2	5.6
Rushes/Net Yards	30-155	45-131
Net Passing Yards	136	327
Passes Comp/Att.	15-26	28-37
Had Intercepted	4	0
Punts/Average	5-40.8	4-40.5
Penalties/Yards	5-35	5-48
Fumbles/Lost	0-0	3-1
Sacks by	1-9	0-0
3rd Down Conv/Att.	3-10	8-17
4th Down Conv/Att.	0-0	2-3
Possession Time	23:08	36:52

	TU	UNT
First Downs	19	22
Total Net Yards	412	391
Offensive Plays	56	82
Yards Per Play	7.4	4.8
Rushes/Net Yards	24-98	56-130
Net Passing Yards	314	261
Passes Comp/Att.	20-32	18-26
Had Intercepted	1	2
Punts/Average	3-39.0	4-46.5
Penalties/Yards	7-53	9-75
Fumbles/Lost	3-0	0-0
Sacks by	2-16	0-0
3rd Down Conv/Att.	4-9	10-20
4th Down Conv/Att.	0-1	1-2
Possession Time	19:07	40:53

	TU	UAB
First Downs	30	19
Total Net Yards	559	379
Offensive Plays	87	71
Yards Per Play	6.4	5.3
Rushes/Net Yards	44-218	27-81
Net Passing Yards	341	298
Passes Comp/Att.	31-43	21-44
Had Intercepted	1	2
Punts/Average	3-39.0	10-41.1
Penalties/Yards	5-42	8-65
Fumbles/Lost	3-3	0-0
Sacks by	2-12	3-19
3rd Down Conv/Att.	7-15	3-15
4th Down Conv/Att.	1-2	0-0
Possession Time	31:20	28:40

	TU	RICE
First Downs	21	21
Total Net Yards	473	353
Offensive Plays	76	77
Yards Per Play	6.2	4.6
Rushes/Net Yards	42-155	35-103
Net Passing Yards	318	250
Passes Comp/Att.	21-34	22-42
Had Intercepted	0	2
Punts/Average	4-39.0	6-46.0
Penalties/Yards	5-46	4-35
Fumbles/Lost	2-1	2-2
Sacks by	3-19	0-0
3rd Down Conv/Att.	9-17	8-16
4th Down Conv/Att.	0-1	0-0
Possession Time	31:45	28:15

	TU	SMU
First Downs	25	17
Total Net Yards	451	265
Offensive Plays	92	64
Yards Per Play	4.9	4.1
Rushes/Net Yards	56-177	27-85
Net Passing Yards	274	180
Passes Comp/Att.	24-36	17-37
Had Intercepted	1	4
Punts/Average	4-40.8	7-35.7
Penalties/Yards	8-73	6-72
Fumbles/Lost	1-1	3-1
Sacks by	3-17	1-15
3rd Down Conv/Att.	8-19	2-13
4th Down Conv/Att.	2-3	1-2
Possession Time	32:26	27:34

	TU	UCF
First Downs	28	18
Total Net Yards	454	381
Offensive Plays	72	61
Yards Per Play	6.3	6.2
Rushes/Net Yards	44-251	37-155
Net Passing Yards	203	226
Passes Comp/Att.	15-28	16-24
Had Intercepted	0	0
Punts/Average	1-37.0	3-46.3
Penalties/Yards	0-0	6-64
Fumbles/Lost	1-1	1-0
Sacks by	0-0	0-0
3rd Down Conv/Att.	6-13	5-12
4th Down Conv/Att.	1-2	1-3
Possession Time	27:10	32:50

	TU	MAR
First Downs	32	16
Total Net Yards	682	393
Offensive Plays	86	74
Yards Per Play	7.9	5.3
Rushes/Net Yards	52-380	38-165
Net Passing Yards	302	228
Passes Comp/Att.	24-34	20-36
Had Intercepted	1	1
Punts/Average	4-38.5	7-45.9
Penalties/Yards	2-19	2-15
Fumbles/Lost	1-1	2-2
Sacks by	3-15	1-8
3rd Down Conv/Att.	5-13	8-19
4th Down Conv/Att.	0-1	0-3
Possession Time	28:57	31:03

	TU	UTEP
First Downs	24	28
Total Net Yards	500	443
Offensive Plays	60	87
Yards Per Play	8.3	5.1
Rushes/Net Yards	33-200	41-177
Net Passing Yards	300	266
Passes Comp/Att.	21-27	26-46
Had Intercepted	1	2
Punts/Average	0-0	4-168
Penalties/Yards	4-46	6-66
Fumbles/Lost	1-1	3-0
Sacks by	4-23	0-0
3rd Down Conv/Att.	6-7	8-15
4th Down Conv/Att.	0-0	1-1
Possession Time	24:22	35:38

	TU	UH
First Downs	18	24
Total Net Yards	337	558
Offensive Plays	80	81
Yards Per Play	4.2	6.9
Rushes/Net Yards	42-161	33-84
Net Passing Yards	176	474
Passes Comp/Att.	19-38	35-48
Had Intercepted	2	0
Punts/Average	6-46.5	6-36.0
Penalties/Yards	2-9	7-50
Fumbles/Lost	2-1	1-1
Sacks by	3-24	0-0
3rd Down Conv/Att.	6-17	6-15
4th Down Conv/Att.	0-2	2-2
Possession Time	30:10	29:50

2011 Game-By-Game Offensive Statistics

Rushing	Kinne	Watts	Douglas	A. Singleton	Henderson	Carter
Opponent	A-Yds-Td	A-Yds-Td	A-Yds-Td	A-Yds-Td	A-Yds-Td	A-Yds-Td
@ OU	14-46-0	10-47-0	6-32-0	1-4-0	dnp	0-0-0
@ Tulane	8-18-0	12-56-0	8-31-0	9-61-1	0-0-0	0-0-0
OSU	6-22-0	23-159-0	12-173-2	4-25-0	13-5-0	0-0-0
@ Boise St.	1-16-0	15-60-1	7-45-0	1-0-0	2-6-0	4-28-0
UNT	4-8-0	6-58-0	6-15-0	2-6-0	3-2-0	3-9-1
UAB	12-34-0	4-4-0	14-137-1	11-43-0	dnp	2-2-0
@ Rice	11-34-1	18-68-1	8-51-0	2-7-0	dnp	0-0-0
SMU	17-39-1	8-53-0	13-41-0	16-42-3	dnp	1-4-0
@ UCF	14-92-0	9-63-0	4-25-0	13-57-0	dnp	2-18-1
MARSHALL	3-19-0	16-144-1	10-194-0	17-22-3	5-6-0	0-0-0
@ UTEP	9-33	10-69-0	12-92-1	2-6-1	dnp	dnp
UH	13-44-0	16-62-0	8-48-0	4-6-0	dnp	1-1-0
BYU	13-0-0	10-38-0	4/-1-0	0-0-0	dnp	dnp

Passing	Kinne	Henderson	Cole	Sears
Opponent	C-A-I-Yds-Td	C-A-I-Yds-Td	C-A-I-Yds-Td	C-A-I-Yds-Td
@ OU	18-33-1-271-2	dnp	0-0-0-0-0	0-0-0-0-0
@ Tulane	21-29-1-241-3	1-3-0-5-0	0-0-0-0-0	0-0-0-0-0
OSU	2-5-0-13-0	6-20-3-104-2	0-1-1-0-0	0-0-0-0-0
@ Boise St.	14-24-4-123-1	1-2-0-13-1	0-0-0-0-0	0-0-0-0-0
UNT	20-31-0-314-3	0-1-1-0-0	0-0-0-0-0	0-0-0-0-0
UAB	31-43-1-341-3	dnp	0-0-0-0-0	0-0-0-0-0
@ Rice	21-34-0-318-3	dnp	0-0-0-0-0	0-0-0-0-0
SMU	24-36-1-274-1	dnp	0-0-0-0-0	0-0-0-0-0
@ UCF	15-28-0-203-1	dnp	0-0-0-0-0	0-0-0-0-0
MARSHALL	24-31-1-302-4	0-3-0-0-0	0-0-0-0-0	0-0-0-0-0
@ UTEP	21-27-1-300-3	dnp	0-0-0-0-0	0-0-0-0-0
UH	19-38-2-176-1	dnp	0-0-0-0-0	0-0-0-0-0
BYU	17-31-0-214-3	dnp	0-0-0-0-0	1-1-0-21-0

Receiving	Carter	Burnham	James	Douglas	Sears	Cole	Watts	Garrett	Roberson
Opponent	R-Yds-Td	R-Yds-Td	R-Yds-Td	R-Yds-Td	R-Yds-Td	R-Yds-Td	R-Yds-Td	R-Yds-Td	R-Yds-Td
@ OU	5-135-0	3-68-1	2-10-0	1-10-0	1-9-0	1-4-0	4-31-1	1-4-0	0-0-0
@ Tulane	4-26-0	7-94-2	3-70-0	1-5-0	2-11-1	0-0-0	1/-3-0	1-6-0	dnp
OSU	0-0-0	3-68-2	0-0-0	1-2-0	0-0-0	0-0-0	0-0-0	0-0-0	dnp
@ Boise St.	5-54-1	2-11-0	2-17-0	1-8-0	2-21-0	0-0-0	1-7-0	0-0-0	0-0-0
UNT	5-69-1	6-101-1	dnp	0-0-0	3-71-0	0-0-0	3-30-0	dnp	dnp
UAB	8-85-1	5-35-0	3-87-0	2-8-0	9-105-2	0-0-0	2-7-0	dnp	dnp
@ Rice	9-160-1	4-72-0	2-1-0	0-0-0	1-12-0	0-0-0	4-32-1	dnp	dnp
SMU	13-173-1	1-27-0	3-27-0	0-0-0	2-26-0	0-0-0	2-2-0	0-0-0	dnp
@ UCF	3-65-0	3-43-0	6-74-0	0-0-0	1-16-1	0-0-0	2-5-0	dnp	dnp
MARSHALL	5-59-1	10-146-1	1/-1-0	0-0-0	4-41-2	0-0-0	2-23-0	0-0-0	dnp
@ UTEP	dnp	3-42-1	1-27-1	2-17-0	7-93-0	0-0-0	4-72-1	dnp	dnp
UH	4-42-1	3-30-0	4-43-0	1-4-0	3-33-0	0-0-0	4-24-0	dnp	dnp
BYU	dnp	4-113-1	4-36-0	2-5-0	2-31-1	0-0-0	2-12-0	dnp	dnp

Receiving	R.Johnson	G. Owens	Singleton	Kelley	Largen	Britton
Opponent	R-Yds-Td	R-Yds-Td	R-Yds-Td	R-Yds-Td	R-Yds-Td	R-Yds-Td
@ OU	0-0-0	0-0-0	0-0-0	0-0-0	0-0-0	0-0-0
@ Tulane	2-34-0	1-3-0	0-0-0	0-0-0	0-0-0	0-0-0
OSU	2-25-0	0-0-0	1-11-0	1-11-0	0-0-0	0-0-0
@ Boise St.	1-13-1	1-5-0	0-0-0	0-0-0	0-0-0	0-0-0
UNT	3-43-1	0-0-0	0-0-0	0-0-0	0-0-0	0-0-0
UAB	0-0-0	dnp	2-14-0	0-0-0	0-0-0	0-0-0
@ Rice	1-41-1	dnp	0-0-0	0-0-0	0-0-0	0-0-0
SMU	1-2-0	0-0-0	0-0-0	0-0-0	1-7-0	1-10-0
@ UCF	0-0-0	dnp	0-0-0	0-0-0	0-0-0	0-0-0
MARSHALL	0-0-0	0-0-0	0-0-0	0-0-0	3-34-0	0-0-0
@ UTEP	1-4-0	0-0-0	0-0-0	0-0-0	2-32-0	1-13-0
UH	0-0-0	0-0-0	0-0-0	0-0-0	0-0-0	0-0-0
BYU	3-35-1	dnp	0-0-0	0-0-0	1-3-0	0-0-0



2011 Game-By-Game Tackle Chart

Defense	OU S-AT	TLN S-AT	OSU S-AT	BSU S-AT	UNT S-AT	UAB S-AT	RICE S-AT	SMU S-AT	UCF S-AT	MAR S-AT	UTEP S-AT	UH S-AT	BYU S-AT
Secondary													
Dobbins	0-1	2-0	0-0	0-1	1-0	3-1	0-0	0-0	0-0	0-0	0-0	0-0	2-1
Howell	9-4	3-1	4-0	2-2	1-0	3-1	4-0	3-0	3-0	1-0	3-0	4-1	1-0
McCoil	3-3	5-2	7-4	6-3	5-1	3-2	5-3	4-0	1-3	1-1	3-2	4-3	1-9
Nelson	3-5	6-0	9-3	3-2	2-0	2-3	8-1	2-0	4-2	1-1	1-0	3-5	2-5
Ratliff	0-0	3-1	1-0	0-1	1-1	0-0	0-0	0-1	0-1	3-1	1-0	0-0	0-0
J. Roberson	0-0	dnp	dnp	dnp	dnp	dnp	dnp	dnp	dnp	dnp	dnp	dnp	dnp
Rose	4-1	dnp	dnp	dnp	2-1	1-2	2-0	4-0	2-1	1-1	3-2	2-1	3-2
Sexton	dnp	1-1	0-0	0-0	4-0	0-0	0-2	1-0	1-0	0-0	2-7	1-0	dnp
R. Singleton	0-0	1-0	0-0	0-0	0-0	0-0	0-0	0-0	0-0	0-0	0-0	0-0	0-0
Skillems	5-2	2-0	1-0	5-1	dnp	dnp	0-1	1-0	1-0	0-0	0-1	0-0	0-0
Snider	dnp	0-0	0-0	0-0	1-1	0-1	dnp	0-0	0-0	0-1	0-0	1-0	0-1
Wilkins	1-1	2-0	0-0	2-0	5-1	0-2	0-0	0-0	3-0	4-0	0-1	1-1	0-1
Linebackers													
Arnack	11-7	6-2	8-3	12-6	6-3	7-3	10-2	5-3	12-7	4-3	6-8	4-4	8-9
Asiegbu	0-2	1-0	1-0	0-0	0-0	1-0	0-1	0-0	1-1	1-0	0-0	dnp	0-0
Brown	dnp	dnp	dnp	dnp	1-1	1-1	0-0	1-1	2-2	2-0	2-1	2-2	2-5
Dock	1-5	1-0	2-2	3-4	5-0	5-4	4-1	3-2	4-0	4-4	2-3	4-5	1-2
Hawkins	1-1	0-0	1-0	0-0	2-1	1-0	0-0	0-0	0-0	0-0	1-0	0-0	0-1
Hummingbird	dnp	dnp	dnp	0-0	dnp	dnp	0-1	dnp	dnp	0-0	0-0	dnp	0-0
S. Jackson	5-7	5-1	9-1	2-3	10-1	4-2	5-0	1-2	5-1	8-1	1-5	8-5	4-5
Jennings	2-1	2-0	1-0	2-1	3-2	2-2	2-1	0-1	0-0	0-1	0-0	0-0	0-2
T. Martin	0-0	1-0	0-1	0-0	dnp	dnp	dnp	dnp	dnp	dnp	dnp	dnp	dnp
Osborne	0-0	0-0	0-0	dnp	dnp	dnp	dnp	dnp	dnp	dnp	dnp	dnp	dnp
Line													
Bufford	0-1	3-1	1-0	0-1	4-0	0-0	1-0	3-1	0-1	1-3	1-3	3-3	0-2
Dorris	4-4	1-1	2-2	0-3	3-1	1-5	1-2	3-1	3-2	1-2	1-3	1-0	2-6
Finch	dnp	1-0	0-0	dnp	1-1	dnp	1-0	0-0	dnp	1-0	0-0	dnp	dnp
D. Jackson	1-0	0-2	1-0	1-1	1-1	1-0	2-0	2-1	0-2	0-1	0-1	4-1	0-2
Jewell	1-1	0-0	1-0	2-0	0-0	dnp	0-0	dnp	dnp	2-1	1-0	1-0	dnp
King	0-2	0-0	0-0	2-0	1-0	0-0	1-0	1-0	1-0	0-0	dnp	0-1	0-1
Robinson	0-2	1-0	2-1	0-0	0-1	0-1	0-0	2-1	0-0	3-3	2-1	0-0	0-1
St. John	0-0	1-0	0-0	1-0	0-0	1-0	3-0	0-1	0-1	1-0	1-0	0-1	0-1
Todd	0-0	0-1	1-1	2-1	2-0	0-0	0-0	0-0	1-0	2-0	1-1	1-0	1-1
Walker	2-2	1-0	4-3	0-0	1-0	1-1	2-0	1-0	2-0	2-2	5-3	1-4	2-2
Others													
Abbott	0-0	0-0	0-0	0-0	0-0	0-1	0-0	0-1	0-0	0-0	0-0	0-0	0-0
Anderson	0-0	0-0	0-0	1-0	0-0	0-0	0-0	0-0	0-0	0-0	0-0	0-0	0-0
Britton	0-0	0-0	0-0	0-0	0-0	0-0	1-0	0-0	0-0	0-0	0-1	0-1	0-0
Burnham	0-0	1-0	1-0	0-0	0-0	0-0	1-0	1-0	0-0	0-0	0-0	1-0	0-0
Douglas	0-0	1-0	2-0	0-0	0-0	1-0	0-0	1-0	0-0	0-0	0-0	0-0	0-0
Fitzpatrick	0-0	0-0	0-0	1-0	0-0	1-0	0-0	0-0	0-0	1-0	1-0	0-0	0-0
Garrett, K.	0-0	0-0	0-1	0-0	dnp	dnp	dnp	0-0	dnp	0-0	dnp	dnp	dnp
Grigg	0-0	0-0	0-0	0-0	1-0	0-0	0-0	0-0	0-0	0-0	0-0	0-0	0-0
Holmes	0-0	0-0	0-0	0-0	0-0	0-0	0-0	0-0	0-0	0-0	0-0	0-1	0-0
James	0-0	0-0	0-0	1-0	dnp	0-0	0-0	0-0	0-0	0-0	0-0	0-0	0-0
R. Johnson	0-0	0-1	0-0	0-0	0-0	0-0	0-0	0-0	0-0	0-0	0-0	0-0	0-0
Kinne	0-0	0-0	0-0	0-0	0-0	1-0	0-0	0-0	1-0	0-0	1-0	0-0	0-0
Largen	1-0	0-0	1-0	1-0	1-0	0-0	0-0	0-0	0-0	0-0	0-0	0-0	0-1
Owens	0-0	0-0	0-0	0-0	0-0	dnp	dnp	0-0	dnp	0-0	0-1	1-0	dnp
Watts	1-0	0-0	1-0	0-0	0-0	0-0	0-0	0-0	0-0	0-0	0-0	0-1	0-0

2011 Player Participation Chart

#	Player	GP-GS	OU	TLN	OSU	BSU	NT	UAB	RICE	SMU	UCF	MAR	UTEP	HOU	BYU
44	Abbott, Bo	13/-	XXX	XXX	XXX	XXX	XXX	XXX	XXX	XXX	XXX	XXX	XXX	XXX	XXX
76	Alexander, Jake	7/-	XXX	XXX	XXX	XXX	XXX	XXX	...	XXX
72	Anderson, Clint	13/13	START	START	START	START	START	START	START	START	START	START	START	START	START
32	Arnick, Curnelius	13/13	START	START	START	START	START	START	START	START	START	START	START	START	START
24	Asiegbu, Zik	12/-	XXX	XXX	XXX	XXX	XXX	XXX	XXX	XXX	XXX	XXX	XXX	...	XXX
39	Britton, Michael	13/1	XXX	XXX	XXX	XXX	XXX	XXX	XXX	XXX	XXX	XXX	START	XXX	XXX
2	Brown, DeAndre	9/-	XXX	XXX	XXX	XXX	XXX	XXX	XXX	XXX	XXX
85	Brown, Greg	12/-	XXX	XXX	...	XXX	XXX	XXX	XXX	XXX	XXX	XXX	XXX	XXX	XXX
56	Bufford, Daeshon	13/13	START	START	START	START	START	START	START	START	START	START	START	START	START
74	Burnett, Stetson	11/11	START	START	START	START	START	START	START	START	START	START	START
88	Burnham, Bryan	13/13	START	START	START	START	START	START	START	START	START	START	START	START	START
34	Carter, Willie	11/8	START	XXX	XXX	XXX	START	START	START	START	START	START	...	START	...
13	Cole, Genesis	13/-	XXX	XXX	XXX	XXX	XXX	XXX	XXX	XXX	XXX	XXX	XXX	XXX	XXX
2	Crabtree, Samuel	3/-	XXX	XXX	...	XXX
73	DeShane, Brian	12/2	XXX	XXX	XXX	XXX	XXX	XXX	XXX	...	XXX	XXX	XXX	START	START
9	Dobbins, Dwight	13/1	XXX	XXX	XXX	XXX	START	XXX	XXX	XXX	XXX	XXX	XXX	XXX	XXX
11	Dock, Alan	13/13	START	START	START	START	START	START	START	START	START	START	START	START	START
93	Dorris, Cory	13/12	START	START	START	XXX	START	START	START	START	START	START	START	START	START
25	Douglas, Ja'Terian	13/2	XXX	XXX	XXX	XXX	XXX	START	XXX	XXX	XXX	START	XXX	XXX	XXX
53	Dupy, Trent	13/13	START	START	START	START	START	START	START	START	START	START	START	START	START
48	Finch, Durrell	8/-	...	XXX	XXX	...	XXX	...	XXX	XXX	...	XXX	XXX
47	Fitzpatrick, Kevin	13/-	XXX	XXX	XXX	XXX	XXX	XXX	XXX	XXX	XXX	XXX	XXX	XXX	XXX
1	Garrett, Keyarris	7/-	XXX	XXX	XXX	XXX	XXX	...	XXX	XXX
75	Grigg, Jared	13/-	XXX	XXX	XXX	XXX	XXX	XXX	XXX	XXX	XXX	XXX	XXX	XXX	XXX
43	Hawkins, Donnell	13/-	XXX	XXX	XXX	XXX	XXX	XXX	XXX	XXX	XXX	XXX	XXX	XXX	XXX
15	Henderson, Kalen	5/-	...	XXX	XXX	XXX	XXX	XXX
89	Hesterberg, Matt	2/-	XXX	XXX
78	Holmes, Tyler	13/13	START	START	START	START	START	START	START	START	START	START	START	START	START
19	Howell, Milton	13/13	START	START	START	START	START	START	START	START	START	START	START	START	START
46	Hummingbird, Chris	5/-	XXX	XXX	XXX	XXX	...	XXX
92	Jackson, Derrick	13/13	START	START	START	START	START	START	START	START	START	START	START	START	START
55	Jackson, Shawn	13/13	START	START	START	START	START	START	START	START	START	START	START	START	START
12	James, Jordan	12/11	START	START	START	START	...	START	START	START	START	XXX	START	START	START
27	Jennings, DeWitt	13/-	XXX	XXX	XXX	XXX	XXX	XXX	XXX	XXX	XXX	XXX	XXX	XXX	XXX
98	Jewell, Jack	9/-	XXX	XXX	XXX	XXX	XXX	...	XXX	XXX	XXX	XXX	...
5	Johnson, Ricky	13/2	XXX	XXX	XXX	XXX	START	XXX	XXX	XXX	XXX	XXX	XXX	XXX	START
84	Kelley, Freeman	12/-	XXX	...	XXX	XXX	XXX	XXX	XXX	XXX	XXX	XXX	XXX	XXX	XXX
59	King, Joe	13/-	XXX	XXX	XXX	XXX	XXX	XXX	XXX	XXX	XXX	XXX	XXX	XXX	XXX
4	Kinne, G.J.	13/13	START	START	START	START	START	START	START	START	START	START	START	START	START
42	Lambert, Cody	1/-	XXX
87	Largen, Nathan	13/-	XXX	XXX	XXX	XXX	XXX	XXX	XXX	XXX	XXX	XXX	XXX	XXX	XXX
70	Lazenby, David	13/-	XXX	XXX	XXX	XXX	XXX	XXX	XXX	XXX	XXX	XXX	XXX	XXX	XXX
40	Martin, Trent	4/-	XXX	XXX	XXX	XXX
26	McCoil, Dexter	13/13	START	START	START	START	START	START	START	START	START	START	START	START	START
3	McDaniel, Austin	5/-	XXX	XXX	XXX	...	XXX	XXX
65	Moyer, Gabe	3/-	...	XXX	XXX	...	XXX
20	Nelson, Marco	13/13	START	START	START	START	START	START	START	START	START	START	START	START	START
33	Osborne, Mitchell	3/-	XXX	XXX	XXX
21	Owens, Gary	10/3	XXX	START	START	START	XXX	XXX	...	XXX	...	XXX	XXX	XXX	...
9	Pace, Alex	2/-	XXX	XXX
3	Pate, Marcus	2/-	XXX	XXX
57	Rader, Jacob	1/-	XXX
1	Ratliff, J.D.	13/-	XXX	XXX	XXX	XXX	XXX	XXX	XXX	XXX	XXX	XXX	XXX	XXX	XXX
7	Roberson, Thomas	2/1	START	XXX
95	Robinson, Rashad	12/-	XXX	XXX	XXX	...	XXX	XXX	XXX	XXX	XXX	XXX	XXX	XXX	XXX
77	Romine, Matt	13/13	START	START	START	START	START	START	START	START	START	START	START	START	START
7	Rose, Lowell	10/9	START	XXX	START	START	START	START	START	START	START	START
1	Rouse, Stephen	1/-	XXX
82	Sears, Clay	13/12	XXX	START	START	START	START	START	START	START	START	START	START	START	START
6	Sexton, Kwame	11/-	...	XXX	XXX	XXX	XXX	XXX	XXX	XXX	XXX	XXX	XXX	XXX	...
8	Singleton, Alex	13/-	XXX	XXX	XXX	XXX	XXX	XXX	XXX	XXX	XXX	XXX	XXX	XXX	XXX
5	Singleton, Reid	13/-	XXX	XXX	XXX	XXX	XXX	XXX	XXX	XXX	XXX	XXX	XXX	XXX	XXX
5	Sizelove, Jake	7/-	XXX	XXX	XXX	...	XXX	XXX	...	XXX	XXX
10	Skills, Justin	11/3	XXX	START	START	START	XXX	XXX	XXX	XXX	XXX	XXX	XXX
30	Snider, Luke	11/-	...	XXX	XXX	XXX	XXX	XXX	...	XXX	XXX	XXX	XXX	XXX	XXX
79	Sproal, Eric	7/-	XXX	XXX	XXX	XXX	...	XXX	...	XXX	XXX
50	St. John, Jared	13/1	XXX	XXX	XXX	START	XXX	XXX	XXX	XXX	XXX	XXX	XXX	XXX	XXX
97	Todd, Brentom	13/-	XXX	XXX	XXX	XXX	XXX	XXX	XXX	XXX	XXX	XXX	XXX	XXX	XXX
94	Walker, Tyrann	13/13	START	START	START	START	START	START	START	START	START	START	START	START	START
22	Watts, Trey	13/12	START	START	START	START	START	XXX	START	START	START	START	START	START	START
28	Way, Cole	7/-	XXX	XXX	XXX	XXX	XXX	XXX	XXX
1	Wilkins, Trent	13/-	XXX	XXX	XXX	XXX	XXX	XXX	XXX	XXX	XXX	XXX	XXX	XXX	XXX
41	Wilson, Cody	3/-	XXX	XXX	XXX

C-USA

Paul Smith and Garrett Mills hoist the C-USA Champions sign in December 2005 following a 44-27 road victory against UCF in Orlando, Florida. Tulsa became a member of Conference USA in 2005 and proceeded to win the C-USA Football Championship in its first season. The Hurricane has played in a total of three C-USA Championship games in seven years as a Conference USA member.



Conference USA Profile	78
2011 C-USA Standings	79
2011 C-USA Team Stats	79-80
2011 C-USA Individual Stats	80-81
2012 C-USA Composite Schedule	82
2012 C-USA Football Television Schedule ..	83-84
2012-13 College Football Bowl Schedule	84

Conference USA

From its beginning in 1994, Conference USA's dedication to excellence has been the league's guiding principle and remains today a common thread for a promising future. C-USA is home to 12 nationally prominent, tradition-rich members in East Carolina, Houston, Marshall, Memphis, Rice, SMU, Southern Miss, Tulane, Tulsa, UAB, UCF and UTEP. This combination enhances men's and women's programs that are immersed in athletic success and academic prowess. Together, we are committed to excellence, integrity and leadership in athletics, academics and in our communities.

All C-USA institutions sponsor Division I-A football, along with several other men's and women's athletic programs, many of which compete regularly for NCAA Championships. C-USA sponsors competition in 20 sports - nine for men (baseball, basketball, cross country, football, golf, soccer, tennis and indoor and outdoor track and field) and 11 for women (basketball, cross country, golf, rowing, softball, soccer, swimming and diving, tennis, indoor and outdoor track and field and volleyball).

The league sponsors numerous academic awards, including the Commissioner's Honor Roll and the Commissioner's Academic Medal, indicative of outstanding achievement in the classroom.

C-USA annually awards 12 postgraduate scholarships, along with the Sport Academic Award, Scholar Athletes of the Year and the Institutional Academic Excellence Award. Conference USA also added a Spirit of Service Award, recognizing student-athletes three times a year

for a combination of significant community service efforts, good academic standing and participation in their elected sport.

Success on the Playing Field

Conference USA performers have achieved great success in competition, placing the league among the top conferences in the nation.

FOOTBALL

- 67 teams have earned bowl bids
- Member of the Bowl Championship Series
- Bowl tie-ins with the AutoZone Liberty Bowl, Beef 'O' Brady's St. Petersburg Bowl, Bell Helicopter Armed Forces Bowl, Military Bowl, R+L Carriers New Orleans Bowl, Sheraton Hawai'i Bowl and the TicketCity Bowl

MEN'S BASKETBALL

- Consistently rated as one of the top basketball leagues in the country
- 102 postseason teams (49 NCAA, 41 NIT, 6 CBI, 6 CIT)
- One National Championship title game appearance
- Three Final Four teams
- Seven Elite Eight NCAA Tournament teams
- One NIT Champion and four NIT semifinalists
- Inaugural CBI Champion

WOMEN'S BASKETBALL

- 47 NCAA Tournament appearances
- 38 WNIT appearances
- One team in the NCAA Sweet 16
- Two WNIT semifinalists
- One WBI Champion

BASEBALL

- 53 NCAA appearances
- Six College World Series appearances (2009, 2008, 2007, 2006, 2005 and 2001), including five of the last seven
- 13 Super Regional appearances
- Has produced at least four NCAA teams in eight of the last 10 seasons

In addition, 36 volleyball teams, 61 men's and women's soccer teams and 30 softball teams have earned NCAA Tournament bids. C-USA has sent three men's soccer teams to the NCAA College Cup, five softball teams to the Women's College World Series and three volleyball teams to the Sweet 16. The league has also had six national champions in NCAA track and field competition, one national champion in diving and numerous NCAA individual and team competitors in cross country, golf, swimming, tennis and track and field. Overall, Conference USA teams and individuals have made more than 650 NCAA appearances. track and field.

C-USA Quick Facts

Commissioner: Britton Banowsky

PR/Football: Russell Anderson

E-mail: rdanderson@c-usa.org

Phone: 214-774-1300

Fax: 214-496-0046

Website: www.conferenceusa.com

Mailing Address: 5201 North O'Connor Blvd., Suite 300, Irving, Texas 75039





2011 C-USA Final Standings

Team	C-USA	Pct.	ALL	Pct.	Home	Road
EAST DIVISION						
x- Southern Miss	6-2	.750	12-2	.857	6-0	6-2
Marshall	5-3	.625	7-6	.538	4-1	3-5
East Carolina	4-4	.500	5-7	.417	3-3	2-4
UAB	3-5	.375	3-9	.250	2-3	1-6
UCF	3-5	.375	5-7	.417	5-1	0-6
Memphis	1-7	.125	2-10	.167	1-5	1-5
WEST DIVISION						
Houston	8-0	1.000	13-1	.929	6-1	7-0
Tulsa	7-1	.875	8-5	.615	4-2	4-3
SMU	5-3	.625	8-5	.615	5-1	3-4
Rice	3-5	.375	4-8	.333	4-1	0-7
UTEP	2-6	.250	5-7	.417	3-3	2-4
Tulane	1-7	.125	2-11	.154	1-5	1-6

x- C-USA Champion

2011 C-USA Team Stats

Rush Offense	G	Att	Yds	Avg	TD	Yds/G
Southern Miss	14	553	2872	5.2	17	205.1
Tulsa	13	521	2492	4.8	20	191.7
UCF	12	466	2025	4.3	27	168.8
UTEP	12	410	1859	4.5	24	154.9
Rice	12	467	1811	3.9	13	150.9
Houston	14	420	2086	5.0	33	149.0
UAB	12	402	1553	3.9	13	129.4
Tulane	13	429	1642	3.8	17	126.3
Marshall	13	446	1561	3.5	9	120.1
SMU	13	355	1479	4.2	25	113.8
East Carolina	12	397	1309	3.3	15	109.1
Memphis	12	378	1008	2.7	10	84.0

Pass Offense	G	Att	Comp	Int	Pct	Yds	Avg	TD	Yds/G
Houston	14	682	479	6	70.2	6301	9.2	54	450.1
East Carolina	12	524	355	20	67.7	3433	6.6	25	286.1
SMU	13	476	281	19	59.0	3573	7.5	17	274.8
Southern Miss	14	489	292	12	59.7	3587	7.3	32	256.2
Tulsa	13	421	256	17	60.8	3233	7.7	31	248.7
UCF	12	346	235	8	67.9	2856	8.3	11	238.0
UAB	12	440	246	15	55.9	2815	6.4	12	234.6
UTEP	12	399	225	17	56.4	2707	6.8	14	225.6
Tulane	13	461	248	15	53.8	2782	6.0	13	214.0
Marshall	13	407	246	15	60.4	2773	6.8	22	213.3
Rice	12	384	222	7	57.8	2361	6.1	15	196.8
Memphis	12	408	224	8	54.9	2283	5.6	10	190.2

Total Offense	G	Rush	Pass	Plays	Yds	Avg	TD	Yds/G
Houston	14	2086	6301	1102	8387	7.6	87	599.1
Southern Miss	14	2872	3587	1042	6459	6.2	49	461.4
Tulsa	13	2492	3233	942	5725	6.1	51	440.4
UCF	12	2025	2856	812	4881	6.0	38	406.8
East Carolina	12	1309	3433	921	4742	5.1	40	395.2
SMU	13	1479	3573	831	5052	6.1	42	388.6
UTEP	12	1859	2707	809	4566	5.6	38	380.5
UAB	12	1553	2815	842	4368	5.2	25	364.0
Rice	12	1811	2361	851	4172	4.9	28	347.7
Tulane	13	1642	2782	890	4424	5.0	30	340.3
Marshall	13	1561	2773	853	4334	5.1	31	333.4
Memphis	12	1008	2283	786	3291	4.2	20	274.2

Scoring Offense	TD	XP	2XP	DXP	FG	SAF	Pts	Avg
Houston	93	91	1	0	13	0	690	49.3
Southern Miss	63	61	1	0	25	0	516	36.9
Tulsa	55	51	2	0	15	0	430	33.1
UCF	40	38	0	0	15	1	325	27.1
UTEP	40	35	0	0	14	1	319	26.6
East Carolina	40	39	0	0	12	0	315	26.2
SMU	45	42	0	0	8	0	336	25.8
Rice	33	31	0	0	17	0	280	23.3
Marshall	35	33	0	0	13	1	284	21.8
Tulane	34	33	0	0	11	2	274	21.1
UAB	28	24	1	0	16	0	242	20.2
Memphis	25	21	0	0	8	0	195	16.2

Rush Defense	G	Rush	Yds	Avg	TD	Yds/G
UCF	12	347	1306	3.8	9	108.8
SMU	13	466	1538	3.3	17	118.3
Southern Miss	14	506	1660	3.3	16	118.6
Tulsa	13	509	1670	3.3	20	128.5
Marshall	13	470	1948	4.1	19	149.8
Tulane	13	467	2144	4.6	37	164.9
Houston	14	576	2402	4.2	18	171.6
East Carolina	12	460	2090	4.5	24	174.2
Rice	12	457	2201	4.8	18	183.4
UTEP	12	434	2278	5.2	24	189.8
Memphis	12	455	2299	5.1	25	191.6
UAB	12	466	2440	5.2	26	203.3

Pass Eff. Defense	Att	Cmp	Int	Pct	Yds	TD	Eff
Southern Miss	535	308	19	57.6	3142	14	108.4
UCF	385	208	9	54.0	2334	12	110.6
Houston	469	258	21	55.0	2922	19	111.8
SMU	443	284	6	64.1	2882	15	127.2
Tulsa	516	307	18	59.5	3722	25	129.1
UTEP	404	242	12	59.9	3020	16	129.8
East Carolina	354	214	7	60.5	2426	17	129.9
Marshall	460	288	14	62.6	3317	24	134.3
Tulane	422	260	12	61.6	3190	20	135.1
Memphis	432	279	12	64.6	3593	27	149.5
Rice	399	246	13	61.7	3344	32	152.0
UAB	403	286	9	71.0	3387	26	158.4

Total Defense	Rush	Pass	Plays	Yds	Avg	TD	Yds/G
UCF	1306	2334	732	3640	5.0	21	303.3
SMU	1538	2882	909	4420	4.9	32	340.0
Southern Miss	1660	3142	1041	4802	4.6	30	343.0
East Carolina	2090	2426	814	4516	5.5	41	376.3
Houston	2402	2922	1045	5324	5.1	37	380.3
Marshall	1948	3317	930	5265	5.7	43	405.0
Tulane	2144	3190	889	5334	6.0	57	410.3
Tulsa	1670	3722	1025	5392	5.3	45	414.8
UTEP	2278	3020	838	5298	6.3	40	441.5
Rice	2201	3344	856	5545	6.5	50	462.1
UAB	2440	3387	869	5827	6.7	52	485.6
Memphis	2299	3593	887	5892	6.6	52	491.0

Scoring Defense	TD	XP	2XP	DXP	FG	Saf	Pts	Avg/G
UCF	25	21	2	0	15	0	220	18.3
Southern Miss	35	32	1	0	15	1	291	20.8
Houston	40	38	0	0	12	0	314	22.4
SMU	36	33	0	0	17	0	300	23.1
Tulsa	46	41	0	0	12	1	355	27.3
Marshall	47	43	0	0	15	1	372	28.6
UTEP	47	45	2	0	11	0	364	30.3
East Carolina	51	48	0	0	11	0	387	32.2
Rice	53	50	0	0	10	1	400	33.3
Memphis	55	50	1	0	13	0	421	35.1
UAB	58	58	0	0	11	1	441	36.8
Tulane	62	58	0	0	19	0	487	37.5

TO Margin	(Gained)			(Lost)			Mar
	Fum	Int	Tot	Fum	Int	Tot	
Houston	10	21	31	9	6	15	+16
Memphis	18	12	30	10	8	18	+12
Rice	14	13	27	12	7	19	+8
Marshall	15	14	29	12	15	27	+2
Southern Miss	9	19	28	18	12	30	-2
UCF	6	9	15	10	8	18	-3
Tulsa	10	18	28	16	17	33	-5
UAB	12	9	21	11	15	26	-5
Tulane	7	12	19	11	15	26	-7
UTEP	7	12	19	10	17	27	-8
East Carolina	14	7	21	15	20	35	-14
SMU	10	6	16	13	19	32	-16

Kickoff Returns	G	Ret	Yds	TD	Avg
UCF	12	42	1131	1	26.9
UTEP	12	49	1291	0	26.3
Southern Miss	14	52	1174	0	22.6
Marshall	13	57	1272	0	22.3
Tulsa	13	51	1115	1	21.9
Houston	14	42	906	1	21.6
Tulane	13	83	1667	0	20.1
UAB	12	73	1460	1	20.0
SMU	13	39	779	0	20.0
East Carolina	12	57	1116	0	19.6
Rice	12	49	951	0	19.4
Memphis	12	67	1207	0	18.0

Punt Returns	G	Ret	Yds	TD	Avg
Houston	14	24	317	2	13.2
Southern Miss	14	35	448	4	12.8
Marshall	13	21	246	1	11.7
East Carolina	12	15	162	0	10.8
SMU	13	21	217	1	10.3
UAB	12	14	143	0	10.2
UTEP	12	22	220	1	10.0
Tulane	13	22	205	0	9.3
Memphis	12	10	93	0	9.3
Rice	12	24	215	0	9.0
UCF	12	24	201	0	8.4
Tulsa	13	14	82	0	5.9

Punting	Punts	Avg	PR	Avg	Yds/P
UTEP	48	46.1	150	3.1	40.5
Rice	80	43.2	137	1.7	39.7
Southern Miss	56	43.6	98	1.8	39.0
UAB	57	41.0	66	1.2	37.4
Tulsa	58	40.6	154	2.7	36.9
Marshall	76	40.2	177	2.3	36.5
Houston	51	41.1	110	2.2	36.2
Tulane	74	41.5	388	5.2	35.2
Memphis	95	42.0	557	5.9	35.1
SMU	57	37.5	130	2.3	34.5
UCF	42	41.2	204	4.9	33.0
East Carolina	51	39.8	439	8.6	29.6

First Downs	G	Rush	Pass	Pen	Total
Houston	14	115	258	20	393
Southern Miss	14	152	149	27	328
Tulsa	13	124	146	17	287
East Carolina	12	82	179	10	271
UCF	12	113	128	11	252
SMU	13	62	164	19	245
UAB	12	86	136	20	242
UTEP	12	96	122	20	238
Tulane	13	89	123	16	228
Rice	12	109	94	15	218
Marshall	13	82	118	11	211
Memphis	12	61	107	14	182

2011 C-USA Individual Stats

RUSHING	G	Att	Yds	Avg	TD	Yds/G
LINE, Zach, SMU	10	208	224	5.9	17	122.4
SMITH, Tyler, RICE	12	155	860	5.5	5	71.7
DARKWA, O., TLN	13	210	924	4.4	13	71.1
BANYARD, Joe, UTEP	12	127	832	6.6	6	69.3
DOUGLAS, J., TLS	13	112	883	7.9	4	67.9
WATTS, T., TLS	13	157	881	5.6	3	67.8
SIMS, Charles, HOU	13	110	821	7.5	9	63.2
WOODYARD, J., USM	13	110	732	6.7	3	56.3
HAYES, Michael, HOU	13	138	727	5.3	11	55.9
MARTINEZ, Tron, MAR	12	160	649	4.1	3	54.1

PASS EFFICIENCY	G	Att	Cmp	Int	Pct	Yds	TD	Eff
KEENUM, Case, HOU	14	603	428	5	71.0	5631	48	174.0
BORTLES, Blake, UCF	10	110	75	3	68.2	958	6	153.9
KINNE, G. J., TLS	13	390	247	12	63.3	3090	28	147.4
GODFREY, Jeff, UCF	12	232	160	5	69.0	1898	5	140.5
DAVIS, Austin, USM	14	475	286	11	60.2	3496	30	138.2
DAVIS, D., ECU	12	494	334	19	67.6	3225	25	131.5
LAMAISSON, N., UTEP	9	224	130	10	58.0	1718	12	131.2
MCDERMOTT, J., SMU	13	455	272	16	59.8	3421	17	128.2
CATO, Rakeem, MAR	13	304	182	11	59.9	2059	15	125.8
PERRY, Jonathan, UAB	12	300	174	8	58.0	2042	10	120.8

TOTAL OFFENSE	G	Rush	Pass	Plays	Tot	Yds/G
KEENUM, Case, HOU	14	35	5631	660	5666	404.7
DAVIS, D., ECU	12	172	3225	587	3397	283.1
DAVIS, Austin, USM	14	352	3496	585	3848	274.9
KINNE, G. J., TLS	13	405	3090	515	3495	268.8
MCDERMOTT, J., SMU	13	-123	3421	495	3298	253.7
LAMAISSON, N., UTEP	9	39	1718	264	1757	195.2
PERRY, J., UAB	12	294	2042	392	2336	194.7
GODFREY, Jeff, UCF	12	405	1898	343	2303	191.9
GRIFFIN, Ryan, TLN	13	-10	2502	458	2492	191.7
CATO, Rakeem, MAR	13	32	2059	361	2091	160.8

RECEPTIONS/GAME	G	Rec	Yds	TD	Avg	Yds/G
BEASLEY, COLE, SMU	12	86	1040	2	12.1	7.17
CARRIER, TYRON, HOU	14	96	958	5	10.0	6.86
LEWIS, LANCE, ECU	9	60	600	8	10.0	6.67
HARDY, JUSTIN, ECU	10	64	658	6	10.3	6.40
EDWARDS, P., HOU	14	89	1752	20	19.7	6.36
JOHNSON, J., HOU	14	87	1229	12	14.1	6.21
JOHNSON, D., SMU	13	79	1118	8	14.2	6.08
REHRER, TANNAR, MEM	12	70	593	4	8.5	5.83
CARTER, W., TLS	11	61	868	7	14.2	5.55
WILLIAMS, J., UAB	11	58	607	0	10.5	5.27



REC. YDS/GAME	G	Rec	Yds	TD	Avg	Yds/G
EDWARDS, P., HOU	14	89	1752	20	19.7	125.1
JOHNSON, J., HOU	14	87	1229	12	14.1	87.8
BEASLEY, Cole, SMU	12	86	1040	2	12.1	86.7
JOHNSON, D., SMU	13	79	1118	8	14.2	86.0
CARTER, W., TLS	11	61	868	7	14.2	78.9
CARRIER, Tyron, HOU	14	96	958	5	10.0	68.4
LEWIS, Lance, ECU	9	60	600	8	10.0	66.7
HARDY, Justin, ECU	10	64	658	6	10.3	65.8
BURNHAM, B., TLS	13	54	850	9	15.7	65.4
WILLIAMS, J., UAB	11	58	607	0	10.5	55.2

ALL-PURPOSE	G	Rush	Rcv	PR	KR	Yds	Avg/G
EDWARDS, P., HOU	14	6	1752	210	0	1968	140.6
KELLEY, Robert, TLN	13	332	178	0	1305	1815	139.6
LINE, Zach, SMU	10	1224	139	0	0	1363	136.3
LAMPLEY, T., USM	14	463	574	356	405	1798	128.4
WATTS, T., TLS	13	881	242	24	482	1629	125.3
CARRIER, T., HOU	14	15	958	0	756	1729	123.5
FRAZIER, V., UTEP	12	434	56	0	884	1374	114.5
SIMS, Charles, HOU	13	821	575	0	0	1396	107.4
SMITH, Tyler, RICE	12	860	309	0	0	1169	97.4
DARKWA, O., TLN	13	924	305	0	0	1229	94.5

INTERCEPTIONS	G	Int	Yds	TD	Int/G
CALLAHAN, B., RICE	12	6	25	0	0.50
MCCOIL, D., TLS	13	6	131	1	0.46
STEWART, P., HOU	14	6	61	0	0.43
JACKSON, R., MAR	12	4	47	0	0.33
MAGAZU, D., ECU	12	4	37	0	0.33
TRAVIS, Ryan, TLN	13	4	59	1	0.31
BROWN, Omar, MAR	13	4	55	1	0.31
HOWELL, M., TLS	13	4	44	0	0.31

PUNT RETURNS	G	Ret	Yds	TD	Avg
LAMPLEY, T., USM	14	31	356	1	11.5

KICKOFF RETURNS	G	Ret	Yds	TD	Avg
FRAZIER, V., UTEP	12	29	884	0	30.5
CARRIER, Tyron, HOU	14	30	756	1	25.2
BOOKER, Andre, MAR	13	33	819	0	24.8
RICHARDSON, J., SMU	11	26	553	0	21.3
KELLEY, Robert, TLN	13	64	1305	0	20.4

PUNTING	G	Punt	Yds	Avg
CAMPBELL, IAN, UTEP	12	48	2214	46.1
MARTENS, KYLE, RICE	12	78	3403	43.6
BOEHME, PETER, USM	14	46	1977	43.0
HORNSEY, TOM, MEM	12	95	3993	42.0
GINSBURGH, J., TLN	12	60	2482	41.4

FIELD GOALS	G	FG	FGA	Pct	FG/G
HRAPMANN, D., USM	14	23	34	67.6	1.64
BOSWELL, C., RICE	12	17	21	81.0	1.42
LONG, Ty, UAB	12	16	19	84.2	1.33
WARREN, D., UTEP	11	13	22	59.1	1.18
FITZPATRICK, K., TLS	13	15	18	83.3	1.15

SCORING (TDs)	G	TD	Run	Pass	Ret	Pts	Avg/G
LINE, Zach, SMU	10	17	17	0	0	102	10.2
EDWARDS, P., HOU	14	21	0	20	1	126	9.0
HAYES, Michael, HOU	13	15	11	4	0	90	6.9
SIMS, Charles, HOU	13	13	9	4	0	78	6.0
DARKWA, O., TLN	13	13	13	0	0	78	6.0
MYERS, Leilyon, UTEP	12	12	12	0	0	72	6.0

TACKLES	G	SOLO	AST	TOTAL	TPG
ARNICK, C., TLS	13	99	60	159	12.2
MACKEY, Trent, TLN	12	96	49	145	12.1
GROVE, Jeremy, ECU	11	45	77	122	11.1
McGRAW, Marcus, HOU	14	67	74	141	10.1
BENDER, Jamie, UAB	12	69	50	119	9.9
NWOSU, Cameron, RICE	12	58	50	108	9.0
THOMAS, T., MEM	12	72	34	106	8.8
BROWN, Omar, MAR	13	71	42	113	8.7
REED, Taylor, SMU	12	56	45	101	8.4
ALLEN, Justin, RICE	12	57	40	97	8.1
THORNTON, R., USM	14	47	64	111	7.9
JACKSON, S., TLS	13	67	34	101	7.8

SACKS	G	SOLO	AST	TOTAL
BROWN, Sammy, HOU	14	13	1	13.5
CURRY, Vinny, MAR	13	10	2	11.0
LAW, Cordarro, USM	14	9	1	9.5
MOSES, Dezman, TLN	13	9	1	9.5
SOLOMON, Scott, RICE	12	8	1	8.5
WALKER, T., TLS	13	8	0	8.0

TACKLES FOR LOSS	G	TOTAL	AVG
BROWN, Sammy, HOU	14	30.0	2.14
LAW, Cordarro, USM	14	22.0	1.57
CURRY, Vinny, MAR	13	22.0	1.69
COLLINS, Jamie, USM	14	19.5	1.39
McGRAW, Marcus, HOU	14	14.5	1.04
MACKEY, Trent, TLN	12	14.0	1.17
SOLOMON, Scott, RICE	12	13.5	1.12
WALKER, T., TLS	13	13.5	1.04

PASSES DEFENDED	G	TOTAL	AVG
ROBINSON, Josh, UCF	12	17	1.42
CALLAHAN, Bryce, RICE	12	15	1.25
WILSON, Deron, USM	14	17	1.21
CRAWFORD, R., SMU	13	15	1.15
JACKSON, R., MAR	12	13	1.08
HAYDEN, D.J., HOU	13	13	1.00
MCCOIL, D., TLS	13	13	1.00
WHEATON, M., USM	14	13	0.93
STEWART, P., HOU	14	12	0.86
HOWELL, M., TLS	13	11	0.85

2012 C-USA Composite Schedule

THURSDAY, AUGUST 30

UCLA at Rice
UCF at Akron

SATURDAY, SEPTEMBER 1

Appalachian State at East Carolina
Texas State at Houston
Marshall at West Virginia
UT-Martin at Memphis
Southern Miss at Nebraska
Rutgers at Tulane
Tulsa at Iowa State
Troy at UAB
Oklahoma at UTEP

SUNDAY, SEPTEMBER 2

SMU at Baylor

SATURDAY, SEPTEMBER 8

East Carolina at South Carolina
Louisiana Tech at Houston
Western Carolina at Marshall
Memphis at Arkansas State
Rice at Kansas
Stephen F. Austin at SMU
Tulane at Tulsa
UCF at Ohio State
UTEP at Mississippi

SATURDAY, SEPTEMBER 15

East Carolina at Southern Miss

Houston at UCLA
Ohio at Marshall
Middle Tennessee at Memphis
Rice at Louisiana Tech
Texas A&M at SMU
Nicholls State at Tulsa
UAB at South Carolina
FIU at UCF
New Mexico State at UTEP

SATURDAY, SEPTEMBER 22

East Carolina at North Carolina
Marshall at Rice
Memphis at Duke
Southern Miss at Western Kentucky
Mississippi at Tulane
Fresno State at Tulsa
UAB at Ohio State
UTEP at Wisconsin

SATURDAY, SEPTEMBER 29

UTEP at East Carolina
Houston at Rice (Reliant Stadium)
Marshall at Purdue
TCU at SMU
Louisville at Southern Miss
Louisiana-Monroe at Tulane
Tulsa at UAB
Missouri at UCF

THURSDAY, OCTOBER 4

East Carolina at UCF

SATURDAY, OCTOBER 6

North Texas at Houston
Tulsa at Marshall
Rice at Memphis
SMU at UTEP
Boise State at Southern Miss
Tulane at Louisiana-Lafayette
Southeastern Louisiana at UAB

THURSDAY, OCTOBER 11

UTEP at Tulsa

SATURDAY, OCTOBER 13

Memphis at East Carolina
UAB at Houston
UTSA at Rice
SMU at Tulane
Southern Miss at UCF

THURSDAY, OCTOBER 18

Houston at SMU

SATURDAY, OCTOBER 20

East Carolina at UAB
Marshall at Southern Miss
UCF at Memphis
Rice at Tulsa
Tulane at UTEP

SATURDAY, OCTOBER 27

Navy at East Carolina
UTEP at Houston
UCF at Marshall
Memphis at SMU
Southern Miss at Rice
UAB at Tulane

SATURDAY, NOVEMBER 3

Houston at East Carolina
Memphis at Marshall
Rice at Tulane
SMU at UCF
UAB at Southern Miss
Tulsa at Arkansas

SATURDAY, NOVEMBER 10

Tulsa at Houston
Marshall at UAB
Tulane at Memphis
Southern Miss at SMU
UCF at UTEP

SATURDAY, NOVEMBER 17

East Carolina at Tulane
Houston at Marshall
Memphis at UAB
SMU at Rice
UTEP at Southern Miss
UCF at Tulsa

FRIDAY, NOVEMBER 23

Marshall at East Carolina

SATURDAY, NOVEMBER 24

Tulane at Houston
Southern Miss at Memphis
Rice at UTEP
Tulsa at SMU
UAB at UCF

SATURDAY, DECEMBER 1

C-USA Championship Game

Conference games in bold.

All games and dates subject to change



2012 Conference USA Football Television Schedule

CBS COLLEGE SPORTS NETWORK NATIONAL

Thursday, August 30	UCLA at Rice
Saturday, September 1	Rutgers at Tulane
Saturday, September 8	Louisiana Tech at Houston
Saturday, September 15	East Carolina at Southern Miss
Saturday, September 22	Fresno State at Tulsa
Saturday, September 29	Louisville at Southern Miss
Thursday, October 4	East Carolina at UCF
Saturday, October 6	Tulsa at Marshall
Saturday, October 13	Southern Miss at UCF
Saturday, October 20	Marshall at Southern Miss
Saturday, October 27	UCF at Marshall
Saturday, November 3	SMU at UCF
Saturday, November 10	Tulsa at Houston
Saturday, November 17	UTEP at Southern Miss
Friday, November 23	Marshall at East Carolina

7:30 p.m. EDT/6:30 p.m. CDT
8:00 p.m. EDT/7:00 p.m. CDT
8:00 p.m. EDT/7:00 p.m. CDT
3:30 p.m. EDT/2:30 p.m. CDT
8:00 p.m. EDT/7:00 p.m. CDT
8:00 p.m. EDT/7:00 p.m. CDT
8:00 p.m. EDT/7:00 p.m. CDT
3:30 p.m. EDT/2:30 p.m. CDT
8:00 p.m. EDT/7:00 p.m. CDT
7:00 p.m. EDT/6:00 p.m. CDT
8:00 p.m. EDT/7:00 p.m. CDT
7:00 p.m. EDT/6:00 p.m. CDT
5:00 p.m. EST/4:00 p.m. CST
8:00 p.m. EST/7:00 p.m. CST
2:00 p.m. EST/1:00 p.m. CST

FOX SPORTS NET SCHEDULE

Saturday, September 1	Appalachian State at East Carolina
Saturday, September 1	Oklahoma at UTEP
Sunday, September 2	SMU at Baylor
Saturday, September 8	Tulane at Tulsa
Saturday, September 15	Texas A&M at SMU
Saturday, September 22	Mississippi at Tulane
Saturday, September 29	Houston at Rice
Saturday, September 29	TCU at SMU
Saturday, September 20	Missouri at UCF
Saturday, October 6	Boise State at Southern Miss
Thursday, October 11	UTEP at Tulsa
Saturday, October 13	UAB at Houston
Thursday, October 18	Houston at SMU
Saturday, October 20	Rice at Tulsa
Saturday, October 27	Navy at East Carolina
Saturday, November 3	Houston at East Carolina
Saturday, November 10	Southern Miss at SMU
Saturday, November 17	UCF at Tulsa
Saturday, November 24	UAB at UCF
Saturday, November 24	Tulane at Houston
Saturday, November 24	Tulsa at SMU

Noon EDT/11:00 a.m. CDT
10:30 p.m. EDT/9:30 p.m. CDT
6:30 p.m. EDT/5:30 p.m. CDT
Noon EDT/11:00 a.m. CDT
3:30 p.m. EDT/2:30 p.m. CDT
Noon EDT/11:00 a.m. CDT
3:30 p.m. EDT/2:30 p.m. CDT
TBA
TBA
8:00 p.m. EDT/7:00 p.m. CDT
TBA
8:00 p.m. EDT/7:00 p.m. CDT
3:30 p.m. EDT/2:30 p.m. CDT
TBA
TBA
TBA
TBA
TBA
TBA
TBA

ABC SCHEDULE

Saturday, September 1	Southern Miss at Nebraska (w/ESPN2 mirror)	3:30 p.m. EDT/2:30 p.m. CDT
-----------------------	--	-----------------------------

ESPN SCHEDULE

Friday, December 21	Beef 'O' Brady's St. Petersburg Bowl	7:30 p.m. EST/6:30 p.m. CST
Saturday, December 22	R+L Carriers New Orleans Bowl	Noon EST/11:00 a.m. CST
Monday, December 24	Sheraton Hawai'i Bowl	8:00 p.m. EST/7:00 p.m. CST
Saturday, December 29	Bell Helicopter Armed Forces Bowl	11:45 a.m. EST/10:45 a.m. CST
Monday, December 31	AutoZone Liberty Bowl	3:30 p.m. EST/2:30 p.m. CST

ESPN or ESPN 2 SCHEDULE

Saturday, December 1	C-USA Football Championship Game	TBA
----------------------	----------------------------------	-----

ESPN U SCHEDULE

Tuesday, January 1	TicketCity Bowl	Noon EST/11:00 a.m. CST
--------------------	-----------------	-------------------------

ESPN3.COM SCHEDULE

Thursday, August 30	UCF at Akron	7:00 p.m. EDT/6:00 p.m. CDT
Saturday, September 8	Memphis at Arkansas State	7:00 p.m. EDT/6:00 p.m. CDT
Saturday, September 15	Rice at Louisiana Tech	7:00 p.m. EDT/6:00 p.m. CDT
Saturday, September 22	Southern Miss at Western Kentucky	7:00 p.m. EDT/6:00 p.m. CDT

COMCAST SPORTS SOUTHEAST (CSS) REGIONAL SCHEDULE

Saturday, September 1	Texas State at Houston	8:00 p.m. EDT/7:00 p.m. CDT
Saturday, September 15	FIU at UCF	Noon EDT/11:00 a.m. CDT
Saturday, September 22	Marshall at Rice	TBA
Saturday, October 6	North Texas at Houston	TBA
Saturday, October 13	SMU at Tulane	1:00 p.m. EDT/Noon CDT
Saturday, October 13	Memphis at East Carolina	4:30 p.m. EDT/3:30 p.m. CDT
Saturday, October 20	UCF at Memphis	TBA
Saturday, October 27	Southern Miss at Rice	1:00 p.m. EDT/Noon CDT
Saturday, October 27	UTEP at Houston	4:15 p.m. EDT/3:15 p.m. CDT
Saturday, November 3	UAB at Southern Miss	7:30 p.m. EDT/6:30 p.m. CDT
Saturday, November 10	Marshall at UAB	TBA
Saturday, November 17	Houston at Marshall	Noon EST/11:00 a.m. CST
Saturday, November 17	SMU at Rice	3:30 p.m. EST/2:30 p.m. CST
Saturday, November 24	Southern Miss at Memphis	3:30 p.m. EST/2:30 p.m. CST

CST REGIONAL SCHEDULE (LOUISIANA)

Saturday, September 29	Louisiana-Monroe at Tulane	3:30 p.m. EST/2:30 p.m. CST
Saturday, November 17	East Carolina at Tulane	3:30 p.m. EST/2:30 p.m. CST

TIME-WARNER TEXAS REGIONAL SCHEDULE (TEXAS)

Saturday, September 8	Stephen F. Austin at SMU	8:00 p.m. EDT/7:00 p.m. CDT
Saturday, October 6	SMU at UTEP	8:00 p.m. EDT/7:00 p.m. CDT
Saturday, October 27	Memphis at SMU	3:30 p.m. EST/2:30 p.m. CST

PAC-12 NETWORKS SCHEDULE

Saturday, September 15	Houston at UCLA	10:30 p.m. EDT/9:30 p.m. CDT
------------------------	-----------------	------------------------------

2012-13 College Football Bowl Schedule

Date	Bowl	Matchup	Location	Time	Network
TBA	Insight Bowl	Big Ten vs. Big 12	Tempe, Ariz.	10 p.m.	ESPN
Dec. 15	New Mexico Bowl	Mountain West vs. Pac-12	Albuquerque, N.M.	1 p.m.	ESPN
Dec. 15	UDrove Humanitarian Bowl	MAC vs. WAC	Boise, Idaho	4:30 p.m.	ESPN
Dec. 20	San Diego Co. Credit Union Poinsettia Bowl	Mountain West vs. BYU	San Diego, Calif.	8 p.m.	ESPN
Dec. 21	Beef 'O' Brady's St. Petersburg Bowl	C-USA vs. Big East	St. Petersburg, Fla.	7:30 p.m.	ESPN
Dec. 22	R+L Carriers New Orleans Bowl	C-USA vs. Sun Belt	New Orleans, La.	Noon	ESPN
Dec. 22	MAACO Las Vegas Bowl	Mountain West vs. Pac-12	Las Vegas, Nev.	3:30 p.m.	ESPN
Dec. 24	Sheraton Hawaii Bowl	C-USA vs. Mountain West	Honolulu, Hawaii	8 p.m.	ESPN
Dec. 26	Little Caesars Pizza Bowl	MAC vs. Big Ten	Detroit, Mich.	6:30 p.m.	ESPN
Dec. 27	Military Bowl	ACC vs. Army/C-USA	Washington, D.C.	3:00 p.m.	ESPN
Dec. 27	Belk Bowl	ACC vs. Big East	Charlotte, N.C.	6:30 p.m.	ESPN
Dec. 27	Bridgepoint Education Holiday Bowl	Pac-10 vs. Big 12	San Diego, Calif.	9:45 p.m.	ESPN
Dec. 28	AdvoCare V100 Independence Bowl	ACC vs. SEC	Shreveport, La.	2 p.m.	ESPN
Dec. 28	Russell Athletic Bowl	ACC vs. Big East	Orlando, Fla.	5:30 p.m.	ESPN
Dec. 28	Meineke Car Care of Texas Bowl	Big 12 vs. Big Ten	Houston, Texas	9 p.m.	ESPN
Dec. 29	Bell Helicopter Armed Forces Bowl	C-USA vs. Mountain West	Fort Worth, Texas	11:45 a.m.	ESPN
Dec. 29	Kraft Fight Hunger Bowl	Pac-12 vs. Navy	San Francisco, Calif.	3:15 p.m.	ESPN
Dec. 29	Valero Alamo Bowl	Big 12 vs. Pac-12	San Antonio, Texas	6:45 p.m.	ESPN
Dec. 30	New Era Pinstripe Bowl	Big East vs. Big 12	New York, N.Y.	3:30 p.m.	ESPN
Dec. 31	Franklin American Mortgage Music City Bowl	SEC vs. ACC	Nashville, Tenn.	Noon	ESPN
Dec. 31	Hyundai Sun Bowl	Pac-12 vs. ACC	El Paso, Texas	2 p.m.	CBS
Dec. 31	AutoZone Liberty Bowl	C-USA vs. SEC/Big East	Memphis, Tenn.	3:30 p.m.	ESPN
Dec. 31	Chick-fil-A Bowl	ACC vs. SEC	Atlanta, Ga.	7:30 p.m.	ESPN
Jan. 1	TicketCity Bowl	C-USA vs. Big Ten	Dallas, Texas	Noon	ESPN U
Jan. 1	Outback Bowl	Big Ten vs. SEC	Tampa, Fla.	1 p.m.	ABC
Jan. 1	Capital One Bowl	SEC vs. Big Ten	Orlando, Fla.	1 p.m.	ESPN
Jan. 1	Gator Bowl	Big Ten vs. SEC	Jacksonville, Fla.	1:30 p.m.	ESPN2
Jan. 1	Rose Bowl Game presented by Vizio	BCS vs. BCS	Pasadena, Calif.	4:30 p.m.	ESPN
Jan. 1	Discover Orange Bowl	BCS vs. BCS	Miami, Fla.	8 p.m.	ESPN
Jan. 2	Allstate Sugar Bowl	BCS vs. BCS	New Orleans, La.	8 p.m.	ESPN
Jan. 3	Tostitos Fiesta Bowl	BCS vs. BCS	Glendale, Ariz.	8 p.m.	ESPN
Jan. 4	AT&T Cotton Bowl	Big 12 vs. SEC	Arlington, Texas	8 p.m.	FOX
Jan. 5	BBVA Compass Bowl	SEC vs. Big East	Birmingham, Ala.	1 p.m.	ESPN
Jan. 6	GoDaddy.com Bowl	Sun Belt vs. MAC	Mobile, Ala.	9 p.m.	TBA
Jan. 7	BCS National Championship Game	BCS #1 vs. BCS #2	Miami, Fla.	8 p.m.	ESPN

All Times Eastern and Subject to Change



Arkansas quarterback Tyler Wilson leads one of the nation's best teams in 2012.

OPPONENTS

2012 Opponents 86-88
Series History Against 2012 Opponents 89-90

GAME 1	QUICK FACTS	MEDIA INFO	TEAM INFO	2012 SCHEDULE
 <p>IOWA STATE September 1 • 11:00 am (CT) Ames, Iowa</p>	<p>Location: Ames, Iowa Founded: 1858 Enrollment: 29,887 Nickname: Cyclones Colors: Cardinal & Gold Conference: Big 12 Athletics Director: Jamie Pollard Stadium: Jack Trice Stadium (55,000) Head Coach: Paul Rhoads (Missouri Western '89), 4th year Record at School: 18-20 (3 years) Career Record: same</p>	<p>Football SID: Tom Kroeschell Office Phone: 515-294-3372 Cell Phone: 515-460-5834 E-Mail: tkroesch@iastate.edu Press Box Phone: 515-294-8443 Facebook: IowaStateAthletics Twitter: @CycloneATH</p> <p>www.Cyclones.com</p>	<p>2011 Record: 6-7 2011 Conference Record: 3-6 (8th place) 2011 Bowl Appearance: New Era Pinstripe Bowl (Lost to Rutgers, 27-13) Lettermen Returning/Lost: 44/22 Starters Returning: 16 (6 Offense, 7 Defense, 3 Specialists) Basic Offense: Spread Basic Defense: 4-3</p>	<p>Sept. 1 TULSA Sept. 8 at Iowa Sept. 13 WESTERN ILLINOIS Sept. 29 TEXAS TECH* Oct. 6 at TCU* Oct. 13 KANSAS STATE* Oct. 20 at Oklahoma State* Oct. 27 BAYLOR* Nov. 3 OKLAHOMA* Nov. 10 at Texas* Nov. 17 at Kansas* Nov. 24 WEST VIRGINIA* <i>*Big 12 Conference Games</i></p>
GAME 2	QUICK FACTS	MEDIA INFO	TEAM INFO	2012 SCHEDULE
 <p>TULANE September 8 • 11:00 am (CT) H.A. Chapman Stadium FOX Sports Network</p>	<p>Location: New Orleans, La. Founded: 1834 Enrollment: 13,359 Nickname: Green Wave Colors: Olive Green & Sky Blue Conference: C-USA Athletics Director: Rick Dickson Stadium: Louisiana Superdome (72,000) Head Coach: Curtis Johnson (Idaho '65), 1st year Record at School: 0-0 Career Record: same</p>	<p>Football SID: Roger Dunaway Office Phone: 504-862-8240 Cell Phone: 504-452-2906 E-Mail: roger@tulane.edu Press Box Phone: 504-558-5437 Facebook: Tulane Football Twitter: @GreenWaveFB</p> <p>www.TulaneGreenWave.com</p>	<p>2011 Record: 2-11 2011 Conference Record: 1-7 (6th place, West) 2011 Bowl Appearance: none Lettermen Returning/Lost: 54/21 Starters Returning: 17 (7 Offense, 7 Defense, 3 Specialists) Basic Offense: Multiple Basic Defense: Multiple</p>	<p>Sept. 1 RUTGERS Sept. 8 at Tulsa* Sept. 22 MISSISSIPPI Sept. 29 UL-Monroe Oct. 6 at UL-Lafayette Oct. 13 SMU* Oct. 20 at UTEP* Oct. 27 UAB* Nov. 3 RICE* Nov. 10 at Memphis* Nov. 17 EAST CAROLINA* Nov. 24 at Houston* <i>*C-USA Games</i></p>
GAME 3	QUICK FACTS	MEDIA INFO	TEAM INFO	2012 SCHEDULE
 <p>NICHOLLS STATE September 15 • 6:00 pm (CT) H.A. Chapman Stadium</p>	<p>Location: Thibodaux, La. Founded: 1948 Enrollment: 6,404 Nickname: Colonels Colors: Red & Grey Conference: Southland Athletics Director: Rob Bernardi Stadium: John L. Guidry Stadium (12,800) Head Coach: Charlie Stubbs (BYU '78), 3rd year Record at School: 5-17 (2 years) Career Record: same</p>	<p>Football SID: Jamie Bustos Office Phone: 985-448-4281 Cell Phone: 419-786-0415 E-Mail: jamie.bustos@nicholls.edu Press Box Phone: 985-448-4845 Facebook: GeauxColonels Twitter: @colonelsports</p> <p>www.geauxcolonels.com</p>	<p>2011 Record: 1-10 2011 Conference Record: 0-7 (8th place) 2011 Bowl Appearance: none Lettermen Returning/Lost: 51/19 Starters Returning: 17 (7 Offense, 7 Defense, 3 Specialists) Basic Offense: Multiple-Pro Basic Defense: 3-4</p>	<p>Sept. 1 at Oregon State Sept. 8 at South Alabama Sept. 15 at Tulsa Sept. 22 EVANGEL Oct. 6 at Central Arkansas* Oct. 13 SAM HOUSTON STATE* Oct. 20 at Stephen F. Austin* Oct. 27 at Northwestern State* Nov. 3 McNEESE STATE* Nov. 10 at Lamar* Nov. 15 SE LOUISIANA* <i>*Southland Conference Games</i></p>
GAME 4	QUICK FACTS	MEDIA INFO	TEAM INFO	2012 SCHEDULE
 <p>FRESNO STATE September 22 • 7:00 pm (CT) H.A. Chapman Stadium CBS Sports Network</p>	<p>Location: Fresno, Calif. Founded: 1911 Enrollment: 21,389 Nickname: Bulldogs Colors: Red & Blue Conference: Mountain West Athletics Director: Thomas Boch Stadium: Bulldog Stadium (41,031) Head Coach: Tim DeRuyter (Air Force '85), 1st year Record at School: 0-0 Career Record: same</p>	<p>Football SID: Jason Clay Office Phone: 559-278-6577 Cell Phone: 559-287-3304 E-Mail: jclay@csufresno.edu Press Box Phone: 559-278-5951 Facebook: fresnostateathletics Twitter: @FSAthletics</p> <p>www.GoBulldogs.com</p>	<p>2011 Record: 4-9 2011 Conference Record: 3-4 (T-4th place) 2011 Bowl Appearance: none Lettermen Returning/Lost: 37/18 Starters Returning: 15 (7 Offense, 7 Defense, 1 Specialist) Basic Offense: Spread Basic Defense: Multiple 3-4</p>	<p>Sept. 1 WEBER STATE Sept. 8 at Oregon Sept. 15 COLORADO Sept. 22 at Tulsa Sept. 29 SAN DIEGO STATE* Oct. 6 at Colorado State* Oct. 13 at Boise State* Oct. 20 WYOMING* Oct. 27 at New Mexico* Nov. 3 HAWAII* Nov. 10 at Nevada* Nov. 24 AIR FORCE* <i>*Mountain West Conference Games</i></p>
GAME 5	QUICK FACTS	MEDIA INFO	TEAM INFO	2012 SCHEDULE
 <p>UAB September 29 • 2:00 pm (CT) Birmingham, Alabama</p>	<p>Location: Birmingham, Ala. Founded: 1969 Enrollment: 17,543 Nickname: Blazers Colors: Forest Green & Old Gold Conference: C-USA Athletics Director: Brian Mackin Stadium: Legion Field (72,000) Head Coach: Garrick McGee (Oklahoma '96), 1st year Record at School: 0-0 Career Record: same</p>	<p>Football SID: Norm Reilly Office Phone: 205-934-0722 Cell Phone: 205-936-1793 E-Mail: nreilly@uab.edu Press Box Phone: 205-326-3814 Facebook: UAB.Blazers Twitter: @UABathletics</p> <p>www.UABSports.com</p>	<p>2011 Record: 3-9 2011 Conference Record: 3-5 (T-4th place, East) 2011 Bowl Appearance: none Lettermen Returning/Lost: 40/23 Starters Returning: 13 (7 Offense, 4 Defense, 2 Specialists) Basic Offense: Multiple Basic Defense: 4-3</p>	<p>Sept. 1 TROY Sept. 15 at South Carolina Sept. 22 at Ohio State Sept. 29 TULSA* Oct. 6 SE LOUISIANA Oct. 13 at Houston* Oct. 20 EAST CAROLINA* Oct. 27 at Tulane* Nov. 3 at Southern Miss* Nov. 10 MARSHALL* Nov. 17 MEMPHIS* Nov. 24 at UCF* <i>*C-USA Games</i></p>



GAME 6	QUICK FACTS	MEDIA INFO	TEAM INFO	2012 SCHEDULE
 <p>MARSHALL October 6 • 2:30 pm (CT) Huntington, West Virginia CBS Sports Network</p>	<p>Location: Huntington, W.Va. Founded: 1837 Enrollment: 14,000 Nickname: Thundering Herd Colors: Green & White Conference: C-USA Athletics Director: Mike Hamrick Stadium: Joan C. Edwards Stadium (38,019) Head Coach: Doc Holliday (West Virginia '79), 3rd year Record at School: 12-13 (2 years) Career Record: same</p>	<p>Football SID: Jason Corriher Office Phone: 304-696-4660 Cell Phone: 740-331-1497 E-Mail: corriher@marshall.edu Press Box Phone: 304-696-6666 Facebook: MarshallUniversityAthletics Twitter: @Herd_Zone</p> <p>www.HerdZone.com</p>	<p>2011 Record: 7-6 2011 Conference Record: 5-3 (2nd place, East) 2011 Bowl Appearance: Beff O'Brady Bowl (Defeated FIU, 20-10) Lettermen Returning/Lost: 48/18 Starters Returning: 16 (8 Offense, 5 Defense, 3 Specialists) Basic Offense: Multiple Basic Defense: Multiple</p>	<p>Sept. 1 at West Virginia Sept. 8 WESTERN CAROLINA Sept. 15 OHIO Sept. 22 at Rice* Sept. 29 at Purdue Oct. 6 TULSA* Oct. 20 at Southern Miss* Oct. 27 UCF* Nov. 3 MEMPHIS* Nov. 10 at UAB* Nov. 17 HOUSTON* Nov. 23 at East Carolina* <i>*C-USA Games</i></p>
GAME 7	QUICK FACTS	MEDIA INFO	TEAM INFO	2012 SCHEDULE
 <p>UTEP October 13 • 7:00 pm (CT) H.A. Chapman Stadium FOX Sports Network</p>	<p>Location: El Paso, Texas Founded: 1914 Enrollment: 21,000 Nickname: Miners Colors: Dark Blue, Orange & Silver Accent Conference: C-USA Athletics Director: Bob Stull Stadium: Sun Bowl (51,500) Head Coach: Mike Price (Puget Sound '69), 9th year Record at School: 45-52 (8 years) Career Record: 174-174 (30 years)</p>	<p>Football SID: Angela Olivas Office Phone: 915-747-6451 Cell Phone: 915-588-7335 E-Mail: acolivas@utep.edu Press Box Phone: 915-747-5154 Facebook: UTEP Football Twitter: @UTEPATHletics</p> <p>www.UTEPATHletics.com</p>	<p>2011 Record: 5-7 2011 Conference Record: 2-6 (5th place, West) 2011 Bowl Appearance: none Lettermen Returning/Lost: 45/23 Starters Returning: 13 (7 Offense, 4 Defense, 2 Specialists) Basic Offense: I-Back Basic Defense: 4-3</p>	<p>Sept. 1 OKLAHOMA Sept. 8 at Mississippi Sept. 15 NEW MEXICO STATE Sept. 22 at Wisconsin Sept. 29 at East Carolina* Oct. 6 SMU* Oct. 13 at Tulsa* Oct. 20 TULANE* Oct. 27 at Houston* Nov. 10 UCF* Nov. 17 at Southern Miss* Nov. 24 RICE* <i>*C-USA Games</i></p>
GAME 8	QUICK FACTS	MEDIA INFO	TEAM INFO	2012 SCHEDULE
 <p>RICE October 20 • 7:00 pm (CT) H.A. Chapman Stadium FOX Sports Network</p>	<p>Location: Houston, Texas Founded: 1912 Enrollment: 6,082 Nickname: Owls Colors: Blue & Gray Conference: C-USA Athletics Director: Rick Greenspan Stadium: Rice Stadium (47,000) Head Coach: David Bailiff (Texas State '81), 6th year Record at School: 23-38 (5 years) Career Record: 44-53 (8 years)</p>	<p>Football SID: Chuck Pool Office Phone: 713-348-5775 Cell Phone: 832-244-6476 E-Mail: cpool@rice.edu Press Box Phone: 713-527-0250 Facebook: RiceAthletics Twitter: @riceowlsdotcome</p> <p>www.RiceOwls.com</p>	<p>2011 Record: 4-8 2011 Conference Record: 3-5 (4th place, West) 2011 Bowl Appearance: none Lettermen Returning/Lost: 44/24 Starters Returning: 11 (5 Offense, 5 Defense, 1 Specialist) Basic Offense: Spread Basic Defense: 4-2-5</p>	<p>Aug. 30 UCLA Sept. 8 at Kansas Sept. 15 at Louisiana Tech Sept. 22 MARSHALL* Sept. 29 HOUSTON* (@ Reliant) Oct. 6 at Memphis* Oct. 13 TEXAS-SAN ANTONIO Oct. 20 at Tulsa* Oct. 27 SOUTHERN MISS* Nov. 3 at Tulane* Nov. 10 SMU* Nov. 17 at UTEP* Nov. 24 <i>*C-USA Games</i></p>
GAME 9	QUICK FACTS	MEDIA INFO	TEAM INFO	2012 SCHEDULE
 <p>ARKANSAS November 3 • TBA Fayetteville, Arkansas</p>	<p>Location: Fayetteville, Ark. Founded: 1871 Enrollment: 23,199 Nickname: Razorbacks Colors: Cardinal & White Conference: SEC Athletics Director: Jeff Long Stadium: Donald W. Reynolds Razorback Stadium (72,000) Head Coach: John Smith (Weber State '71), 1st year Record at School: 0-0 Career Record: 132-86 (18 years)</p>	<p>Football SID: Zack Higbee Office Phone: 479-575-5786 Cell Phone: 479-790-7368 E-Mail: zhigbee@uark.edu Press Box Phone: 479-575-6622 Facebook: ArkansasRazorbacks Twitter: @arkrazorbacks</p> <p>www.ArkansasRazorbacks.com</p>	<p>2011 Record: 11-2 2011 Conference Record: 6-2 (3rd place) 2011 Bowl Appearance: Cotton Bowl (Defeated Kansas State, 29-16) Lettermen Returning/Lost: 49/20 Starters Returning: 16 (8 Offense, 6 Defense, 2 Specialists) Basic Offense: Multiple Basic Defense: 4-3</p>	<p>Sept. 1 JACKSONVILLE STATE Sept. 8 UL-MONROE Sept. 15 ALABAMA* Sept. 22 RUTGERS Sept. 29 at Texas A&M* Oct. 6 at Auburn* Oct. 13 KENTUCKY* Oct. 27 MISSISSIPPI* Nov. 3 TULSA Nov. 10 at South Carolina* Nov. 17 at Mississippi State* Nov. 24 LSU* <i>*SEC Games</i></p>
GAME 10	QUICK FACTS	MEDIA INFO	TEAM INFO	2012 SCHEDULE
 <p>HOUSTON November 10 • 4:00 pm (CT) Houston, Texas CBS Sports Network</p>	<p>Location: Houston, Texas Founded: 1927 Enrollment: 35,400 Nickname: Cougars Colors: Scarlet & White, Navy Trim Conference: C-USA Athletics Director: Mack Rhoades Stadium: John O'Quinn Field at Robertson Stadium (32,000) Head Coach: Tony Levine (Minnesota '96), 1st year Record at School: 1-0 (Bowl Game) Career Record: same</p>	<p>Football SID: Dave Reiter Office Phone: 713-743-9404 Cell Phone: 281-254-9582 E-Mail: dmreiter@central.uh.edu Press Box Phone: 713-743-0550 Facebook: Houston Cougars Football Twitter: @UHCougarsFB</p> <p>www.UHCougars.com</p>	<p>2011 Record: 13-1 2011 Conference Record: 8-0 (1st place, West) 2011 Bowl Appearance: Ticket City Bowl (Defeated Penn State, 30-14) Lettermen Returning/Lost: 47/17 Starters Returning: 15 (5 Offense, 6 Defense, 4 Specialists) Basic Offense: Air Raid Basic Defense: 4-3</p>	<p>Sept. 1 TEXAS STATE Sept. 8 LOUISIANA TECH Sept. 15 at UCLA Sept. 29 at Rice* (@ Reliant) Oct. 6 NORTH TEXAS Oct. 13 UAB* Oct. 20 at SMU* Oct. 27 UTEP* Nov. 3 at East Carolina* Nov. 10 TULSA* Nov. 17 at Marshall* Nov. 24 TULANE* <i>*C-USA Games</i></p>

GAME 11	QUICK FACTS	MEDIA INFO	TEAM INFO	2012 SCHEDULE
 <p>UCF November 17 • TBA H.A. Chapman Stadium FOX Sports Network</p>	<p>Location: Orlando, Fla. Founded: 1963 Enrollment: 58,587 Nickname: Knights Colors: Black & Gold Conference: C-USA Athletics Director: Todd Stansbury Stadium: Bright House Networks Stadium (45,000) Head Coach: George O'Leary (New Hampshire '69), 9th year Record at School: 50-51 (8 years) Career Record: 102-84 (15 years)</p>	<p>Football SID: Brian Ormiston Office Phone: 407-823-2409 Cell Phone: 407-920-1233 E-Mail: bormiston@athletics.ucf.edu Press Box Phone: 407-882-0386 Facebook: UCF Athletics Twitter: @UCFAthletics</p> <p>www.UCFathletics.com</p>	<p>2011 Record: 5-7 2011 Conference Record: 3-5 (T-4th place, East) 2011 Bowl Appearance: none Lettermen Returning/Lost: 41/22 Starters Returning: 17 (6 Offense, 8 Defense, 2 Specialists) Basic Offense: Multiple Basic Defense: Multiple, 4-3</p>	<p>Aug. 30 at Akron Sept. 8 at Ohio State Sept. 15 FIU Sept. 29 MISSOURI Oct. 4 EAST CAROLINA* Oct. 13 SOUTHERN MISS* Oct. 20 at Memphis* Oct. 27 at Marshall* Nov. 3 SMU* Nov. 10 at UTEP* Nov. 17 at Tulsa* Nov. 24 UAB* <i>*C-USA Games</i></p>
GAME 12	QUICK FACTS	MEDIA INFO	TEAM INFO	2012 SCHEDULE
 <p>SMU November 24 • TBA Dallas, Texas FOX Sports Network</p>	<p>Location: Dallas, Texas Founded: 1911 Enrollment: 10,981 Nickname: Mustangs Colors: Red & Blue Conference: C-USA Athletics Director: TBA Stadium: Gerald J. Ford Stadium (32,000) Head Coach: June Jones (NY State Regents), 5th year Record at School: 24-28 (4 years) Career Record: 100-68 (13 years)</p>	<p>Football SID: Brad Sutton Office Phone: 214-768-1651 Cell Phone: 214-914-8705 E-Mail: bsutton@smu.edu Press Box Phone: 214-768-7730 Facebook: SMU Mustangs Twitter: @SMUMustangs</p> <p>www.SMUMustangs.com</p>	<p>2011 Record: 8-5 2011 Conference Record: 5-3 (3rd place, West) 2011 Bowl Appearance: BBVA Compass Bowl (Defeated Pittsburg, 28-6) Lettermen Returning/Lost: 35/20 Starters Returning: 13 (3 Offense, 7 Defense, 3 Specialists) Basic Offense: Run and Shoot Basic Defense: Multiple</p>	<p>Sept. 1 at Baylor Sept. 8 STEPHEN F. AUSTIN Sept. 15 TEXAS A&M Sept. 29 TCU Oct. 6 at UTEP* Oct. 13 at Tulane* Oct. 20 HOUSTON* Oct. 27 MEMPHIS* Nov. 3 at UCF* Nov. 10 SOUTHERN MISS* Nov. 17 at Rice* Nov. 24 TULSA* <i>*C-USA Games</i></p>





Series History Against 2012 Opponents

IOWA STATE

1 game
Iowa State leads series 1-0-0

Year	Winner	Score	Site
1961	Iowa State	27-6	Tulsa

Last meeting: Nov. 18, 1961 at Tulsa (Iowa State 27, Tulsa 6)
Tulsa at home: 0-1-0
Tulsa at Ames: no meeting
Last win at Tulsa: none
Last win at Ames: none
Most points by Tulsa: 6, Nov. 18, 1961 (Iowa State 27, Tulsa 6 @ Tulsa)
Most points by Iowa State: 27, Nov. 18, 1961 (Iowa State 27, Tulsa 6 @ Tulsa)
Largest Tulsa margin of victory: none
Largest Iowa State margin of victory: 21, Nov. 18, 1961 (Iowa State 27, Tulsa 6 @ Tulsa)
Longest Tulsa win streak: none
Longest Iowa State win streak: 1 game

TULANE

8 games
Tulsa leads series 7-1-0

Year	Winner	Score	Site
1968	Tulane	25-15	New Orleans
2005	Tulsa	38-14	Monroe, La.
2006	Tulsa	38-3	Tulsa
2007	Tulsa	49-25	New Orleans
2008	Tulsa	56-7	Tulsa
2009	Tulsa	37-13	New Orleans
2010	Tulsa	52-24	Tulsa
2011	Tulsa	31-3	New Orleans

Last meeting: Sept. 10, 2011 at New Orleans (Tulsa 31, Tulane 3)
Tulsa at home: 3-0-0
Tulsa at New Orleans: 3-1-0
Tulsa at Neutral Site: 1-0-0 @ Monroe, La.
Last win at Tulsa: Oct. 16, 2010 (Tulsa 52, Tulane 24)
Last win at New Orleans: Sept. 10, 2011 (Tulsa 31, Tulane 3)
Last win at Monroe: Nov. 19, 2005 (Tulsa 38, Tulane 14)
Most points by Tulsa: 56, Nov. 22, 2008 (Tulsa 56, Tulane 7 @ Tulsa)
Most points by Tulane: 25, Nov. 9, 1968 (Tulane 25, Tulsa 15 @ New Orleans); Nov. 3, 2007 (Tulsa 49, Tulane 25 @ New Orleans)
Largest Tulsa margin of victory: 49, Nov. 22, 2008 (Tulsa 56, Tulane 7 @ Tulsa)
Largest Tulane margin of victory: 10, Nov. 9, 1968 (Tulane 25, Tulsa 15 @ New Orleans)
Longest Tulsa win streak: 7 games
Longest Tulane win streak: 1 game

NICHOLLS STATE

FIRST MEETING

FRESNO STATE

5 games
Fresno State leads series 4-1-0

Year	Winner	Score	Site
1999	Fresno State	28-14	Tulsa
2000	Fresno State	34-12	Fresno
2001	#11 Fresno State	37-18	Tulsa
2002	Fresno State	31-12	Fresno
2005	Tulsa	31-24	Memphis

Last meeting: Dec. 31, 2005 at Memphis/Liberty Bowl (Tulsa 31, Fresno State 24)
Tulsa at home: 0-2
Tulsa at Fresno: 0-2
Tulsa at Neutral Site: 1-0 @ Memphis, Tenn.
Last win at Tulsa: none
Last win at Fresno: none
Last neutral site win: Dec. 31, 2005 (Tulsa 31, Fresno State 24)
Most points by Tulsa: 31, Dec. 31, 2005 (Tulsa 31, Fresno State 24 @ Memphis)
Most points by Fresno State: 37, Sept. 11, 2001 (Fresno State 37, Tulsa 18 @ Tulsa)
Largest Tulsa margin of victory: 7, Dec. 31, 2005 (Tulsa 31, Fresno State 24)

Largest Fresno State margin of victory: 22, Oct. 28, 2000 (Fresno State 34, Tulsa 12 @ Fresno)
Longest Tulsa win streak: 1 game
Longest Fresno State win streak: 4 games

UAB

2 games
Tulsa leads series 2-0-0

Year	Winner	Score	Site
2007	Tulsa	38-30	Tulsa
2008	Tulsa	45-22	Birmingham
2011	Tulsa	37-20	Tulsa

Last meeting: Oct. 15, 2011 at Tulsa (Tulsa 37, UAB 20)
Tulsa at home: 2-0-0
Tulsa at Birmingham: 1-0-0
Last win at Tulsa: Oct. 15, 2011 (Tulsa 37, UAB 20)
Last win at Birmingham: Aug. 30, 2008 (Tulsa 45, UAB 22)
Most points by Tulsa: 45, Aug. 30, 2008 (Tulsa 45, UAB 22 @ Birmingham)
Most points by UAB: 30, Sept. 29, 2007 (Tulsa 38, UAB 30 @ Tulsa)
Largest Tulsa margin of victory: 23, Aug. 30, 2008 (Tulsa 45, UAB 22 @ Birmingham)
Largest UAB margin of victory: none
Longest Tulsa win streak: 3 games
Longest UAB win streak: none

MARSHALL

3 games
Tulsa leads series 3-0-0

Year	Winner	Score	Site
2007	Tulsa	38-31	Tulsa
2008	Tulsa	38-35	Huntington
2011	Tulsa	59-17	Tulsa

Last meeting: Nov. 12, 2011 at Tulsa (Tulsa 59, Marshall 17)
Tulsa at home: 2-0-0
Tulsa at Huntington: 1-0-0
Last win at Tulsa: Nov. 12, 2011 (Tulsa 59, Marshall 17)
Last win at Huntington: Nov. 29, 2008 (Tulsa 38, Marshall 35)
Most points by Tulsa: 59, Nov. 12, 2011 (Tulsa 59, Marshall 17 @ Tulsa)
Most points by Marshall: 35, Nov. 29, 2008 (Tulsa 38, Marshall 35 @ Huntington)
Largest Tulsa margin of victory: 42, Nov. 12, 2011 (Tulsa 59, Marshall 17 @ Tulsa)
Largest Marshall margin of victory: none
Longest Tulsa win streak: 3 games
Longest Marshall win streak: none

UTEP

20 games
Tulsa leads series 12-8-0

Year	Winner	Score	Site
1988	UTEP	27-24	Tulsa
1989	Tulsa	23-14	El Paso
1992	Tulsa	48-39	Tulsa
1994	UTEP	24-17	Tulsa
1995	Tulsa	38-28	El Paso
1996	Tulsa	38-21	El Paso
1997	UTEP	33-18	Tulsa
1999	Tulsa	43-19	El Paso
2000	UTEP	40-7	Tulsa
2001	UTEP	26-10	El Paso
2002	Tulsa	20-0	Tulsa
2003	Tulsa	56-28	El Paso
2004	Tulsa	37-35 (#24)	Tulsa
2005	UTEP	41-38	El Paso
2006	Tulsa	30-20	Tulsa
2007	UTEP	48-47	El Paso
2008	Tulsa	77-35	Tulsa
2009	UTEP	28-24	El Paso
2010	Tulsa	31-28	Tulsa
2011	Tulsa	57-28	El Paso

Last meeting: Nov. 19, 2011 at El Paso (Tulsa 57, UTEP 28)
Tulsa at home: 6-4-0
Tulsa at El Paso: 6-4-0
Last win at Tulsa: Nov. 19, 2011 (Tulsa 57, UTEP 28)

Last win at El Paso: Nov. 19, 2011 (Tulsa 57, UTEP 28)
Most points by Tulsa: 77, Oct. 18, 2008 (Tulsa 77, UTEP 35 @ Tulsa)
Most points by UTEP: 48, Oct. 6, 2007 (UTEP 48, Tulsa 47 @ El Paso)
Largest Tulsa margin of victory: 42, Oct. 18, 2008 (Tulsa 77, UTEP 35 @ Tulsa)
Largest UTEP margin of victory: 33, Oct. 7, 2000 (UTEP 40, Tulsa 7 @ Tulsa)
Longest Tulsa win streak: 3 games
Longest UTEP win streak: 2 games

RICE

17 games
Tulsa leads series 9-7-1

Year	Winner	Score	Site
1937	TIE	0-0	Houston
1996	Rice	42-14	Houston
1997	Rice	42-24	Tulsa
1998	Rice	14-10	Houston
1999	Rice	20-10	Tulsa
2000	Tulsa	23-16	Houston
2001	Rice	59-32	Houston
2002	Rice	33-18	Tulsa
2003	Tulsa	31-28	Houston
2004	Tulsa	39-22	Tulsa
2005	Tulsa	42-21	Houston
2006	Rice	41-38 (OT)	Tulsa
2007	Tulsa	48-43	Houston
2008	Tulsa	63-28	Tulsa
2009	Tulsa	27-10	Houston
2010	Tulsa	64-27	Tulsa
2011	Tulsa	38-20	Houston

Last meeting: Oct. 22, 2011 at Houston (Tulsa 38, Rice 20)
Tulsa at home: 3-4-0
Tulsa at Houston: 6-3-1
Last win at Tulsa: Nov. 6, 2010 (Tulsa 64, Rice 27)
Last win at Houston: Oct. 22, 2011 (Tulsa 38, Rice 20)
Most points by Tulsa: 64, Nov. 6, 2010 (Tulsa 64, Rice 27 @ Tulsa)
Most points by Rice: 59, Nov. 10, 2001 (Rice 59, Tulsa 32 @ Houston)
Largest Tulsa margin of victory: 37, Nov. 6, 2010 (Tulsa 64, Rice 27 @ Tulsa)
Largest Rice margin of victory: 28, Nov. 23, 1996 (Rice 42, Tulsa 14 @ Houston)
Longest Tulsa win streak: 5 games
Longest Rice win streak: 4 games

ARKANSAS

71 games
Arkansas leads series 52-16-3

Year	Winner	Score	Site
1898	Tulsa	No score	Muskogee
1899	Arkansas	11-0	Fayetteville
1899	TIE	0-0	Muskogee
1901	Arkansas	48-0	Fayetteville
1902	Arkansas	33-0	Muskogee
1917	Arkansas	19-7	Fayetteville
1918	Arkansas	23-6	Fayetteville
1919	Tulsa	63-7	Fayetteville
1922	Tulsa	13-6	Fayetteville
1925	Arkansas	20-6	Tulsa
1926	Tulsa	14-7	Tulsa
1930	Tulsa	26-6	Tulsa
1933	Tulsa	7-0	Tulsa
1934	TIE	7-7	Tulsa
1935	Arkansas	14-7	Tulsa
1936	Arkansas	23-13	Tulsa
1937	Arkansas	28-7	Tulsa
1938	TIE	6-6	Tulsa
1940	Arkansas	27-21	Tulsa
1941	Arkansas	13-6	Tulsa
1942	Tulsa	40-7	Tulsa
1943	Tulsa	61-0	Tulsa
1944	Tulsa	33-2	Tulsa
1945	Tulsa	45-15	Tulsa
1946	Tulsa	14-13 (#10)	Tulsa
1947	Arkansas	27-13	Tulsa
1948	Arkansas	55-18	Little Rock
1949	Arkansas	40-7	Fayetteville
1950	Tulsa	28-13	Tulsa
1951	Arkansas	24-7	Little Rock
1952	Tulsa	44-34	Tulsa

1953	Arkansas	27-7	Fayetteville
1954	Arkansas	41-0	Fayetteville
1955	Arkansas	21-6	Fayetteville
1957	Arkansas	41-14	Fayetteville
1958	Tulsa	27-14	Fayetteville
1959	Arkansas	28-0	Fayetteville
1960	Arkansas	48-7	Fayetteville
1961	Arkansas	6-0	Fayetteville
1962	Arkansas	42-14	Fayetteville
1963	Arkansas	56-7	Fayetteville
1964	Arkansas	31-22	Fayetteville
1965	#5 Arkansas	20-12	Fayetteville
1966	#6 Arkansas	27-8	Fayetteville
1967	Tulsa	14-12	Fayetteville
1968	Arkansas	56-13	Fayetteville
1969	#3 Arkansas	55-0	Fayetteville
1970	#12 Arkansas	49-7	Fayetteville
1971	Tulsa (#7)	21-20	Fayetteville
1972	Arkansas	21-20	Fayetteville
1973	Arkansas	20-6	Little Rock
1974	Arkansas	60-0	Fayetteville
1975	Arkansas	31-15	Fayetteville
1976	Tulsa (#12)	9-3	Fayetteville
1977	Arkansas	37-3	Fayetteville
1978	#2 Arkansas	21-13	Fayetteville
1979	#13 Arkansas	33-8	Fayetteville
1980	#15 Arkansas	13-10	Fayetteville
1981	Arkansas	14-10	Fayetteville
1982	#13 Arkansas	38-0	Fayetteville
1983	Arkansas	17-14	Fayetteville
1984	Arkansas	18-9	Fayetteville
1985	Arkansas	24-0	Little Rock
1986	#12 Arkansas	34-17	Fayetteville
1987	Arkansas	30-15	Fayetteville
1988	Arkansas	30-26	Fayetteville
1989	#9 Arkansas	26-7	Fayetteville
1990	Arkansas	28-3	Fayetteville
1993	Arkansas	24-11	Fayetteville
2003	Arkansas	45-13	Fayetteville
2008	Arkansas	30-23	Fayetteville

Last meeting: Nov. 1, 2008 at Fayetteville (Arkansas 30, Tulsa 23)

Tulsa at home: 10-8-2

Tulsa at Muskogee: 0-1-1

Tulsa at Fayetteville: 6-39-0

Tulsa at Little Rock: 0-4-0

Last win at Tulsa: Sept. 16, 1952 (Tulsa 44, Arkansas 34)

Last win at Fayetteville: Sept. 25, 1976 (Tulsa 9, #12 Arkansas 3)

Most points by Tulsa: 63, Nov. 1, 1919 (Tulsa 63, Arkansas 7 @ Fayetteville)

Most points by Arkansas: 60, Sept. 28, 1974 (Arkansas 60, Tulsa 0 @ Fayetteville)

Largest Tulsa margin of victory: 56, Nov. 1, 1919 (Tulsa 63, Arkansas 7 @ Fayetteville)

Largest Arkansas margin of victory: 60, Sept. 28, 1974 (Arkansas 60, Tulsa 0 @ Fayetteville)

Longest Tulsa win streak: 4 games

Longest Arkansas win streak: 17 games (current streak)

HOUSTON

37 games

Houston leads series 20-17-0

Year	Winner	Score	Site
1950	Tulsa	28-21	Houston
1951	Tulsa	46-27	Tulsa
1952	Houston	33-7	Houston
1953	Tulsa	23-21	Tulsa
1954	Houston	20-7	Houston
1955	Tulsa	17-14	Tulsa
1956	Houston	14-0	Houston
1957	Houston	13-7	Tulsa
1958	Tulsa	25-20	Houston
1959	Houston	22-13	Tulsa
1960	Tulsa	26-16	Houston
1961	Houston	14-2	Tulsa
1962	Houston	35-31	Houston
1963	Tulsa	22-21	Tulsa
1964	Tulsa	31-23	Houston
1965	Tulsa	14-0	Houston
1966	Houston	73-14	Houston
1967	Tulsa	22-13 (#10)	Tulsa
1968	#11 Houston	100-6	Houston
1969	Houston	47-14	Tulsa
1970	Houston	21-9	Houston
1972	Houston	21-0	Tulsa
1973	#14 Houston	35-16	Houston
1974	Tulsa	30-14 (#15)	Tulsa
1975	Houston	42-30	Houston
1985	Tulsa	31-24	Tulsa
1986	Tulsa	24-14	Houston
1988	Houston	82-28	Houston
1992	Tulsa	28-25	Tulsa
1993	Tulsa	38-24	Houston
2005	Houston	30-23	Tulsa
2006	Houston	27-10	Houston
2007	Tulsa	56-7	Tulsa
2008	Houston	70-30	Houston
2009	#13 Houston	46-45	Tulsa
2010	Tulsa	28-25	Houston
2011	#7 Houston	48-16	Tulsa

Last meeting: Nov. 26, 2011 at Tulsa (Houston 48, Tulsa 16)

Tulsa at home: 9-8-0

Tulsa at Houston: 8-12-0

Last win at Tulsa: Nov. 10, 2007 (Tulsa 56, Houston 7)

Last win at Houston: Nov. 13, 2010 (Tulsa 28, Houston 25)

Most points by Tulsa: 56, Nov. 10, 2007 (Tulsa 56, Houston 7 @ Tulsa)

Most points by Houston: 100, Nov. 23, 1968 (Houston 100, Tulsa 6 @ Houston)

Tulsa largest margin of victory: 49, Nov. 10, 2007 (Tulsa 56, Houston 7 @ Tulsa)

Houston largest margin of victory: 94, Nov. 23, 1968 (Houston 100, Tulsa 6 @ Houston)

Longest Tulsa win streak: 3 games

Longest Houston win streak: 5 games

UCF

5 games

Tulsa leads series 3-2-0

Year	Winner	Score	Site
2005*	Tulsa	44-27	Orlando
2007	UCF	44-23	Orlando
2007*	UCF	44-25	Orlando
2008	Tulsa	49-19	Tulsa
2011	Tulsa	24-17	Orlando

*C-USA Championship Game

Last meeting: Nov. 3, 2011 at Orlando (Tulsa 24, UCF 17)

Tulsa at home: 1-0-0

Tulsa at Orlando: 2-2-0

Last win at Tulsa: Oct. 26, 2008 (Tulsa 49, UCF 19)

Last win at Orlando: Nov. 3, 2011 (Tulsa 24, UCF 17)

Most points by Tulsa: 49, Oct. 26, 2008 (Tulsa 49, UCF 19 @ Tulsa)

Most points by UCF: 44, Oct. 20, 2007 (UCF 44, Tulsa 23 @ Orlando); Dec. 1, 2007 (Tulsa 44, Tulsa 25 in C-USA Championship Game)

Largest Tulsa margin of victory: 30, Oct. 26, 2008 (Tulsa 49, UCF 19 @ Tulsa)

Largest UCF margin of victory: 21, Oct. 20, 2007 (UCF 44, Tulsa 23 @ Orlando)

Longest Tulsa win streak: 2 games

Longest UCF win streak: 2 games

SMU

19 games

SMU leads series 12-7-0

Year	Winner	Score	Site
1935	SMU	14-0	Tulsa
1943	Tulsa	20-7	Dallas
1991	Tulsa	31-26	Dallas
1996	SMU	17-10	Dallas
1997	SMU	42-41	Tulsa
1998	SMU	33-3	Dallas
1999	SMU	28-14	Tulsa
2000	SMU	24-20	Dallas
2001	SMU	24-14	Tulsa
2002	SMU	24-21	Dallas
2003	Tulsa	35-16	Tulsa
2004	SMU	41-35 (OT)	Dallas
2005	Tulsa	20-13	Tulsa
2006	SMU	34-24	Dallas
2007	Tulsa	29-23	Tulsa
2008	Tulsa	37-31	Dallas
2009	SMU	27-13	Tulsa
2010	SMU	21-18	Dallas
2011	Tulsa	38-7	Tulsa

Last meeting: Oct. 29, 2011 at Tulsa (Tulsa 38, SMU 7)

Tulsa at home: 4-5-0

Tulsa at Dallas: 3-7-0

Last win at Tulsa: Oct. 29, 2011 (Tulsa 38, SMU 7)

Last win at Dallas: Oct. 11, 2008 (Tulsa 37, SMU 31)

Most points by Tulsa: 41, Nov. 15, 1997 (SMU 42, Tulsa 41 @ Tulsa)

Most points by SMU: 42, Nov. 15, 1997 (SMU 42, Tulsa 41 @ Tulsa)


Largest Tulsa margin of victory: 31, Oct. 29, 2011 (Tulsa 38, SMU 7 @ Tulsa)

Largest SMU margin of victory: 30, Nov. 7, 1998 (SMU 33, Tulsa 3 @ Dallas)

Longest Tulsa win streak: 2 games (twice)

Longest SMU win streak: 7 games

National Ranking for opponent is listed before team name if a Tulsa victory; if a Tulsa loss the national ranking is listed after the score in parentheses.



HISTORY

Tulsa fielded its first football team in 1895 as Henry Kendall College. The squad played one game that year, defeating the Bacone Indians in a home game played at Muskogee. The 2012 season is the 112th year that Tulsa has fielded a football team.

Tulsa Football Historical Review ..	92-100
Hurricane Bowl History.....	101-106
Tulsa Athletic Hall of Fame	107
Tulsa's Pro Football Hall of Famers...	107
Retired Jerseys	108
National Awards	108
All-Americans.....	109

Tulsa's Pro Draftees.....	110-111
Hurricane in All-Star Games.....	112
Current NFL Players	112
Tulsa's Conference History.....	113
All-Conference Selections	114-116
Conference Honors	116

1895: The Legacy Begins

The legacy of Tulsa football began when the Bacone School for Indians and Henry Kendall College, which later became The University of Tulsa, did battle in 1895. It was one of the first football games in the Indian Territory and the game caused a lot of excitement within the student bodies of each school as well as the citizens of the Territory.

People in the Oklahoma Territory were excited by the prospects of having football in the area, but no one really understood how the game was played. The Kendall team didn't even actually have a coach in that first season. A young transfer student from Springfield, Missouri, named Norman Leard stepped up to the task.

Although there was no score recorded, Kendall College won the only game the team played that year.

Football struggled to gain its prominence at the college. The college played only 19 games between 1900 and 1910. No teams were fielded in 1903, 1904, 1906, 1907 or 1911.

Kendall College's reappearance on the collegiate football scene in 1912 came at a time when the game itself was becoming modernized. New rules altered the game. Offenses were allowed four downs to make 10 yards. The length of the playing field was reduced from 110 to 100 yards, and most importantly, the 20-yard limit on forward passes was removed.

By 1914, the resurrection of Kendall College football was in full swing and two men helped spur that along. Sam McBirney, a Tulsa banker, and Francis Schmidt came on the scene. In 1914, McBirney led the team to a 7-2 record with five shutout victories, and followed that season with a 6-1-1 record in 1915.

It wasn't just McBirney who jump-started the football program. Ivan Grove, who was one player instrumental in building the Kendall football program, was the key to undefeated seasons of 1916 and 1919. He quarterbacked the Presbyterians from 1914 through 1916, and again in 1919.

During the 1916 season, Grove and receivers Virgil Jones and Madison "Puny" Blevins developed the controversial "tower play". The play called for Jones and Blevins to sprint down field, Blevins would stop, lift Jones onto his shoulders, and Grove would toss the ball to Jones. At that time, there were

no rules against such a play. But it only worked once for the Kendallites in a 117-0 thrashing of Missouri School of Mines.

That was the type of domination Kendall experienced in 1916. The season ended with Kendall producing an undefeated 10-0 record, and laying claim to the unofficial title of "state champions."

While the team turned in their uniforms that season, a few Tulsa businessmen wanted one more game for the Kendall team, against the fabulous Irish of Notre Dame. How close Kendall came to playing Notre Dame in the finale of the 1916 season probably will never be known, but a definite move was underway with some of the town's wealthiest oilmen reportedly backing the promotion.


Prior to the 1917 season, McBirney went back to his bank, and Schmidt, an assistant coach under McBirney, went to fight in World War I, as did a number of players. As a result, the 1917 season was a rough one for Kendall College.

Hal Medford took the coaching reins, but enrollment dropped drastically as did the male population. With only two varsity players available, Medford took the initiative to recruit players from Kendall Academy to fill the roster. The team had many weak areas and Medford had a hard time finding players to strengthen those areas. The team went without a win, thus it was called "the season that fell victim to the Kaiser's war."

By 1919, the Presbyterians were back in full force and primed for a comeback. Schmidt came back from the war ready to coach, and McBirney joined him as an assistant coach this time. All the players from previous years were back now, including Grove, and optimism was high.



Henry Kendall College 1916 Football Team



Tulsa versus Arkansas, 1920.

The team played nine games, but only three were seen as serious threats — Oklahoma, Oklahoma A&M and Arkansas. The powerful Kendall team with Grove, John Young, Benton Springer, Harry Miller and Vergil Jones back in 1919, pummeled its first opponent, Oklahoma Baptist. Kendall scored 22 touchdowns and 20 conversions to amass a 152-0 victory.

Tulsa went on to defeated two of its main rivals, including 27-0 against Oklahoma and a 63-7 victory over Arkansas. Tulsa and Oklahoma A&M tied 7-7.

By the turn of the century, Henry Kendall College was on the map as a team to reckon with on the field.

The Glorious Twenties

Schmidt took Henry Kendall College into the new decade with another undefeated season in 1920, the third such season in the brief history of the school. Kendall outscored its opponents in 1920, 621 to 21 points.

As the decade progressed, changes ranging from coaching to the name of the university itself altered the face of Kendall football.

The first thing to change was the actual name of the university. On February 8, 1921, The University of Tulsa was born. The administration of Kendall College believed that by taking on the name of the city, more support from its citizens would follow. This change was met with immediate increases in donations, thus proving its effectiveness.

Schmidt, who led the 1921 team to a 6-3 record, was preparing for the 1922 season when he was named the head coach at the University of Arkansas.

Enter the name Howard Acher. When he took over the position, Acher saw great potential in his team and wanted to publicize it by creating a new identity with a new nickname. Sports writers and others had called the school by any number of names from the Presbyterians to the Orange and Black, to the Kendallites.

After an opening day win against a strong Texas Christian University team in 1922, Acher put his mind to work. The press had claimed that the Kendall football team blew through its opponents like a tornado. So, it figured that Tornadoes, would be the nickname with "golden" added to identify the color of the uniforms. However, it was later found that Georgia Tech had claimed that name, so from tornado it was evolved meteorologically to a hurricane. Thus the squad voted, and the name "Golden Hurricane" became the new team moniker with the gold added because of the jersey color.

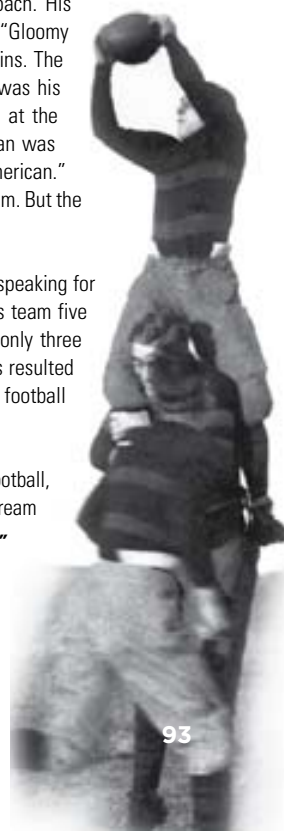
TU lived up to its nickname as the Golden Hurricane blew through the Texas A&M defense in the next game with pass after pass from quarterback Rex Thomas. TU won its first game as the Golden Hurricane by a score of 13-10.

A perfect 9-0 record in was followed with two straight losing seasons, and after the 1924 season Acher resigned his position as head coach. His replacement was quite a shock to everyone as Elmer "Gloomy Gus" Henderson was chosen to take over the coaching reins. The selection of Henderson wasn't as much of a surprise as was his acceptance of the offer. He was coming from a program at the University of Southern California where, "one All American was in the game, and his substitute on the bench was an All American." No one could understand why he would leave such a program. But the reason was simple, his lucrative contract at Tulsa.

Known as "Gloomy Gus" because of his pessimism when speaking for publication, he found success easy at Tulsa. He taught his team five new formations, and put the team back on its feet after only three wins over the previous two seasons. His first few seasons resulted in 13 wins and four losses, and by 1927, Golden Hurricane football was well on its way to recovery.

In 1928, prosperity in America and the success of Tulsa football, inspired Henderson to dream of a new stadium. He took his dream

It was Nov. 13, 1915 when Tulsa used the "tower play" against Missouri School of the Mines. The play calls for one player to jump on a teammates' shoulders to catch a pass. It worked in a 117-0 win. In 1916, the play was banned.





The first game in Skelly Stadium was played on Oct. 4, 1930, as Tulsa defeated Arkansas 26-6.

to the rich oilmen of Tulsa, and they supported it. A short time later, Henderson saw his dream come true. The University of Tulsa football team had a new home to go along with the new philosophy and nickname.

Only 12 football players made the trip to Stillwater on Oct. 22, 1927, and Tulsa came away victorious 28-26.

Tulsa Football Gets a New Home

The 1930 season saw Coach Henderson's dream of a new home for Tulsa football become a reality. Though the Depression had hit hard, the need for a new stadium was growing by the day.

McNulty Park, the original home of the Golden Hurricane, had become archaic by modern collegiate standards. In actuality, it was a baseball field that only measured 90 yards. This meant teams had to cross the goal line once, place the ball back on the 10 yard line, and cross the goal line again in order to score.

By 1930, the new stadium had been approved and funding for the \$300,000 project had been acquired, so there could be no stopping. The stadium was built to hold 15,000 spectators, and the north and south ends were left open for future growth. Capacity now stands at 40,235. The stadium was named after William G. Skelly, a



Coach Frnka pictured with Glenn Dobbs, 1941.

local oilman, who donated \$125,000 to the project. The balance was raised by Tulsa businessmen by organizing the Stadium Corporation of Tulsa.

The stadium was dedicated at the 1930 season opener against Arkansas. The Golden Hurricane christened their new home with a 26-6 victory.

One of the mainstays for the Golden Hurricane during this transition was Chet Benefiel who played for TU from 1928 to 1931. The halfback's exploits on the football field was said to have spurred the support for TU football that resulted in the building of Skelly Field. Benefiel earned honorable mention All-America honors in 1930, and captained two teams. He was Oklahoma Back of the Year in 1929, and was selected to the All-Oklahoma team in 1929 and 1930.

As the Hurricane adapted to its new surroundings, the team's prosperity grew. Henderson's 1933 team was the highlight of the decade.

The Golden Hurricane played seven games that season, posting victories over rivals Oklahoma, Kansas and Arkansas. The Hurricane also soundly beat Oklahoma Central, Washburn and George Washington. The lone setback TU suffered was at the hands of Texas A&M. Wins over such strong competition caused the team of 1933 to be called one of the best in Tulsa football history.

When Henderson decided to leave his coaching post in 1935, TU went in search of a successor. What they found was yet another Rose Bowl champion coach from Southern Methodist University named Vic Hurt. At first, Hurt didn't accept the position, but with some persuasive recruiting talk and a visit to campus, he accepted.

Hurt's tenure lasted three seasons and after the 1938 season, he stepped down to take the head coaching post at Kansas.

Former TU player Chet Benefiel moved up from his freshman coaching position to be Hurt's successor. In 1940, Benefiel led the Hurricane to share the Missouri Valley Conference Championship in 1940. However, his contract was not renewed for the next season. As a result, Tulsa hired Henry Frnka who would lead the Hurricane through one of the most successful decades in Tulsa football history.

Tulsa Goes to Five Straight New Years Day Bowl Games — The First School to Accomplish that Feat

The 1940s saw great development in the strength and notoriety of the University of Tulsa Golden Hurricane. Players like Glenn Dobbs, Sax Judd, Bobby Jack Stuart and N.A. Keithley, combined with the coaching of Frnka meant five straight bowl berths. Tulsa became the first school to go to five straight New Years Day Bowl Games, starting with the Sun Bowl on January 1, 1942. Two Sugar Bowls, the Orange Bowl and Oil Bowl followed.

Frnka brought a fervent love of the game and a strong desire to learn as much as he could about the game to Tulsa. He built a national football powerhouse en route to a career record of 40-9-2 in his five years.

The bowl appearances began in 1941 as the Hurricane posted a 7-2 regular season record. By early December, there had been no talk of a bowl bid for the Hurricane. A 13-6 loss to Arkansas seemed to have dashed any bowl dreams the team may have had. However, on December 4, word came that TU had in fact been invited to the Sun Bowl to play Texas Tech in El Paso, Texas on January 1, 1942.

Tech was favored in the game, but that fact did not intimidate the Hurricane. As the waning minutes of the game approached and the game still scoreless, Dobbs connected with Judd who fell over the goal line for the games only points. Tulsa emerged victorious from its first bowl game.

**1941 Tulsa Football Team, First Bowl Team**

Tulsa's bowl dynasty gained strength in 1942. At the end of the regular season, the Hurricane had the only perfect record in college football going at 10-0.

It had been rumored that the Hurricane was in line for the Rose Bowl, but when the invitation came, it was from New Orleans and the Sugar Bowl. Tulsa's opponent would be Tennessee.

Tulsa struck first in that January 1, 1943 game. On TU's second possession, Dobbs went to work picking apart the Vols' defense to put the Hurricane on top 6-0. As the game went on, TU saw its lead dissipate. The Volunteers pulled to within one point just before halftime.

A safety and another Tennessee touchdown in the second half gave the Vols a 14-7 victory, and ending Tulsa's hope of going 11-0 on the season and being able to claim the nation's number one ranking. Tulsa ended the season 10-1 and ranked fourth in the nation.

The 1943 season saw Tulsa receive a second straight invitation to the Sugar Bowl. This time the opponent would be Georgia Tech.


After the Tulsa offense failed to gain a first down, Clyde LeForce faked a field goal and threw the ball to Ed Shedlosky for a 6-0 Tulsa lead on the first Hurricane possession. At the start of the second quarter, TU struck again on a Jimmy Ford 76-yard touchdown run putting TU in command 12-0. Then, the Yellow Jackets got on the scoreboard making it a 12-7 game. By halftime, the score stood at 18-7.

As the second half began, the Yellow Jackets began a comeback that broke the backs of the Hurricane. Tech quickly scored a touchdown to bring the score to 18-13. A 78-yard drive hammered the final nail in the Hurricane's coffin as the game ended in a 20-18 heartbreaking defeat.

As the next season took shape, TU was looking good for a fourth straight bowl game. Tulsa's wish came true when the Hurricane received word that they'd have a chance to avenge the previous year's bowl loss to Georgia Tech. This time Tulsa would face Tech in the Orange Bowl on January 1, 1945.

Tulsa scored two first quarter touchdowns and added a third TD in the third quarter before Tech was able to get on the scoreboard. Tech had a third period score and each team scored once more in the final quarter, as Tulsa held on for a 26-14 win.

Coming off that bowl victory, TU was hungry for another, and that hunger grew as the 1945 season began. Hopes of another big bowl appearance were strong, but setbacks near the end of the season deflated those hopes somewhat. However,



Tulsa impressed the Oil Bowl selection committee enough with a 20-18 win over Hondo Air Base in the regular season finale to earn a bowl bid. Thus, the Golden Hurricane found itself in its fifth straight bowl game playing Georgia.

The Oil Bowl game was close throughout, as each team capitalized on turnovers and the score stayed 7-6 until the fourth quarter, when the Bulldogs scored 13 of their 20 points in that quarter. Tulsa came out on the short end of a 20-6 battle.

Tulsa began the 1942 season with shutouts in its first six games, outscoring opponents 296-0.

Although that loss ended Tulsa's bowl appearances for a time, the accomplishment of having gone to five straight bowl games put The University of Tulsa on the college football map. The Frnka era also ended with the Oil Bowl game. But, his contributions to Tulsa kept alive a tradition of quality football that ranks with some of the best in the country that carried into the 1950s.

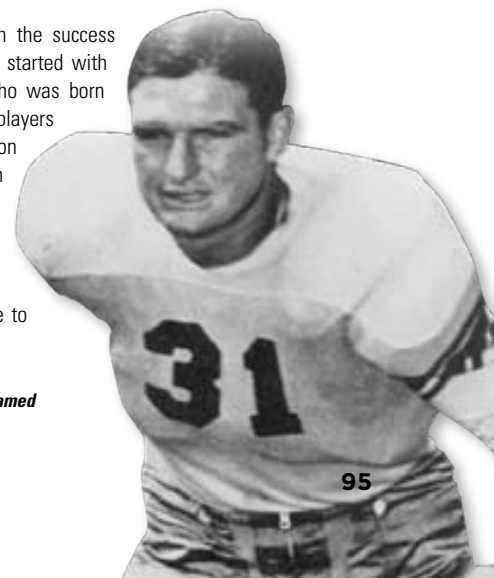
The Bowl Legacy Continues

J.O. "Buddy" Brothers moved into the head coaching position in 1946 and took the Hurricane program into the 1950s, but not before posting a 9-1 record in 1946. Tulsa hit a low point in 1948 with an 0-9-1 record, but two years later Tulsa bounced back with a 9-1-1 mark in 1950.

The highlight of the 1950s was Tulsa's visit to the Gator Bowl following the 1952 season where they met a strong Florida team. That season, the Hurricane posted an 8-2-1 record as TU renewed their bowl tradition.

Several players played key roles in the success of that 1952 team. Of course, it all started with inspiration from Coach Brothers, who was born with no left hand. He inspired his players with his courage and determination not to allow his handicap to get in the way. Tom Ham, a player for Brothers on that 1952 team, once said "coach Brothers showed his toughness every day at practice." His toughness spurred the Hurricane to success in 1952.

Ellis Jones, a one armed guard, was named as a Football All-American in 1945.




Coach Brothers was voted Missouri Valley Coach of the Year in 1949 and 1951. His Hurricane teams had a career record of 26-5-1, winning two Missouri Valley Conference championships.

Tulsa was also blessed with exceptional talent in 1952. Tommy Hudspeth, Marvin Matuszak and Howard Waugh were tri-captains. Hudspeth was a strong defensive back for the Hurricane and was selected to the All-Oklahoma decade football team of the 1950s.

Matuszak, hailed as one of the best linemen in Tulsa history, was the first Hurricane player to twice be named first team All-America. Waugh was a record-setting running back. He led the nation in rushing with 1,372 yards and averaging 6.8 yards per rush.

These three men led a strong Hurricane team into the Florida game. From the time the Hurricane took the field against Florida in the Gator Bowl, they knew they were in for a battle. Florida scored the first time they had the ball, and again on a 37-yard pass play in the second quarter.



1953 Gator Bowl Football Team

When TU took the field for the second half, the Hurricane constructed a drive of 73 yards for their first score pulling the Hurricane within a touchdown at 14-7. Tulsa's second scoring drive covered 46 yards, capped by Waugh leaping into the end zone after the Hurricane recovered a fumble at the Gators' 46-yard line. However, Tom Miner's PAT went wide left leaving Florida with a one-point lead, 14-13.

TU had one final scoring opportunity after another Florida fumble with six minutes remaining in the game. The Hurricane traveled to the Gators' 4-yard line, but had to settle for a field goal attempt that missed, allowing Florida to hold on for a 14-13 victory. Although Tulsa lost that bowl game, the 1952 team and those previous to it had some of the best players in Tulsa history.

Passing was the Name of the Game in 1960's

As the 1960s took shape, Glenn Dobbs became the head football coach at his alma mater in 1961. Dobbs revitalized Tulsa's passing attack making the Hurricane offense a threat whenever it took the field. Tulsa led the nation in passing for five straight seasons — 1962, 1963, 1964, 1965 and 1966.

Although the 1963 season produced only a 5-5 record, Tulsa's offense, spearheaded by quarterback Jerry Rhome, averaged 199.3 yards passing per contest.

Until 1964, college football was dominated by running attacks. The nation saw Tulsa's vaunted offensive attack in 1964 as the best passing team the nation had ever seen.

For 30 years teams avoided passing the ball because they thought running the ball was a better way to play the game.

What took years for college football to develop, Rhome and company obliterated in two years. In 1964, the Rhome-Twilley connection broke 20 NCAA records for total offense, passing, receiving and scoring. The notoriety those impressive

Lineman Marvin Matuszak (1951) was Tulsa's first two-time All-American.

statistical numbers gave the two Hurricane standouts helped lead them to back-to-back Heisman Trophy runner-up finishes, Rhome in 1964 and Twilley in 1965.

Dobbs obviously didn't believe in the ground attack philosophy. He was one of the Hurricane's most prolific passers himself, so it's no wonder he brought his aerial philosophy back to Tulsa. Under Dobbs' guidance, the Hurricane offense passed 52 percent of the time, well above the 29 percent Tulsa's opponents were averaging.

Behind that strong offense, the 1964 team won all but two regular season games leaving the Hurricane with an 8-2 record and an invitation to the Bluebonnet Bowl in Houston, Texas to face Mississippi.


In that game, Tulsa dominated with its passing game as the Hurricane came from behind to re-establish themselves as a strong bowl team by winning 14-7, and finishing the season with a 9-2 mark.

The 1965 season saw a quarterback named Billy Guy Anderson rise up to lead the Hurricane. It wasn't long before Anderson started breaking the records Rhome had set the year before. Anderson was the nation's leading passer as he took Tulsa to yet another Bluebonnet Bowl.

Twilley was more of a threat than ever as he put his team and NCAA records of the previous year to shame. He caught 134 passes for 1,779 yards and 16 touchdowns in 1965, and came up just short in the Heisman Trophy balloting, as did Rhome the year before, finishing second to USC's Mike Garrett.

The Golden Hurricane went into the Bluebonnet Bowl against Tennessee with an 8-2 record hoping to repeat the success of its previous Bluebonnet Bowl appearance. However, things were rough for the Hurricane this time, as Tulsa could cross the Volunteers' 20-yard line only twice.

Tennessee jumped out to a 14-0 lead as they capitalized on two Tulsa fumbles. They also returned a punt for a third score, and turned an interception into their fourth score. The volunteers put the game out of reach on their last touchdown in the third quarter. Tennessee won the game 27-6.





In the 1960s, Tulsa took the collegiate passing game to a level never seen before. The Hurricane averaged nearly 318 yards in 1964, and increased that average to 346 yards a year later. Under the tutelage of Dobbs, it was Rhome, Anderson and Twilley who helped revolutionize the way college football was played.

NFL Talent Flourishes

The 1970s continued the wealth of talent going through the Hurricane program and entering the professional ranks. Some of the players Tulsa turned out that decade went into the NFL and became legends of the game. Names like Steve Largent and Drew Pearson went on to successful careers in the NFL.

When F.A. Dry took over as head coach at mid-season 1972, replacing Claude Gibson after six games, he was faced with the immediate challenge of creating an understanding of his philosophy. That philosophy. He believed that strong organization was key to a successful team.

From the moment Dry took the helm, things began to improve for the Hurricane. His first game came the night after he accepted the head coaching position. Before that game, TU had gone 1-5, but upset Louisville and won its final two games to post a 3-2 record under Dry, and 4-7 on the year. It would be the only year during Dry's four-and-a-half year tenure, that the Hurricane would suffer a losing season. A year later, Dry led Tulsa to a 6-5 record and first place in the Missouri Valley Conference.

The 1976 season was the highlight of the Dry Era as he coached the team to a 7-4 record, a Missouri Valley Conference championship, and a berth in the first Independence Bowl where the Hurricane faced McNeese State University.

Things looked promising for the Hurricane at first as they constructed a 65-yard drive capped by a Thomas Bailey one-yard jaunt into the end zone for the first TU score, but at halftime, Tulsa clung to a slight 7-6 lead.

As the second half started, McNeese State produced a 65-yard scoring drive of their own, topped with a two-point conversion giving them the lead 14-7. The Hurricane scored on a blocked field goal attempt, but the PAT was no good, so the Hurricane stayed a point shy of the lead at 14-13.

After Tulsa made a fourth quarter 38-yard field goal to go ahead 16-14, TU seemed to have the game in the palm of their hands, but McNeese State answered by putting together an 80-yard scoring drive during the final two minutes that put the Hurricane down to defeat 20-16.



Billy Guy Anderson passes for a school record 502 yards in a 48-20 win over Colorado State on Nov. 25, 1965.



Skelly Stadium was expanded to 40,235 seats in 1964.

Dry made great strides in revitalizing Hurricane football. During his tenure, he posted a 31-18-1 record, and coached many standout players. Twenty-seven of them went into the pro ranks most of which were drafted.

One player who wasn't drafted, turned out to be one of the best NFL receivers of all-time. Drew Pearson signed a free agent contract in 1972 with the Dallas Cowboys where he established himself as one of the best receivers in National Football League history.

After two years as Tulsa's quarterback, he went to the receiving end of the ball and led TU to the Missouri Valley Conference championship in 1971. As a receiver for the Hurricane, Pearson caught 55 passes for 1,119 yards placing him tenth in receiving in TU history. His senior season, Pearson averaged 20.9 yards per catch scoring five touchdowns. Pearson was signed with the Dallas Cowboys as a free agent in 1972.

Steve Largent, who would become an NFL Hall of Fame inductee, was favorably compared to Howard Twilley while at Tulsa. In 1974 and again in 1975, Largent led the nation in touchdown receptions with 14 touchdowns each year. He was a two-time selection for the all-MVC team and was named to the Associated Press second team All-American squad in 1975. Largent averaged 17.5 yards per catch for his career, and caught 51 passes for 1,000 yards his senior season.

In 1977, offensive lineman Steve August was a first round draft selection of the Seattle Seahawks.

These players and others, along with the man who coached them made a mark on Tulsa football history. Some made a mark on the NFL as well. The teams of the 1970s helped Tulsa build a reputation for developing quality players who can make a difference on a team.

No Justice

John Cooper took over the Tulsa football program in 1977, and suffered through a 3-8 campaign, but in 1978 he rebounded the troops for an impressive 9-2 record.

Perhaps one of the best football teams was assembled in 1982. The only blemish on the season was a loss to nationally-ranked Arkansas. However, Tulsa's 10-1 season and top-20 national ranking was not good enough to impress Bowl scouts.

In that same season, college football fans new about a tandem of running backs at SMU, nicknamed the Pony Express -- Eric Dickerson and Craig James. But what

college football fans may not have known was that Tulsa has the only other pair of running backs in the country to rush for over 1,000 yards each — Micheal Gunter and Ken Lacy. In a takeoff of the Pony Express, Tulsa's tandem was dubbed the "Palomino Express".

That season, Tulsa was not the only 10-1 team snubbed from the Bowl picture, as New Mexico was in the same situation as the Hurricane. Tulsa and New Mexico fans cried out for justice, and Justice is just what they received.

Tulsa and New Mexico would square off in the Justice Bowl on December 19, 1982. At 1:15 p.m. that afternoon, radio stations in the two cities carried the play-by-play of a fictitious matchup between the two schools. In Tulsa, the Hurricane would win the game, and in New Mexico the Lobos triumphed.

Bowl Games Close out 1980s, Usher in the '90s

Coach Cooper enjoyed a successful tenure taking Tulsa football into the 1980s, while a former Tulsa quarterback would take Hurricane football out of the '80s and into the 1990s. When Dave Rader became head coach in 1988, he became an expansion of Tulsa football's past.

Between Cooper and Rader, Tulsa had two coaches for a total of three seasons. Don Morton was the head coach in 1985 and 1986, while George Henshaw coached the Hurricane for the 1987 season.

Under Rader, Tulsa football experienced a roller coaster ride. The highest points were two bowl games — 1989 Independence Bowl and 1991 Freedom Bowl.

In 1989, the Hurricane posted a 6-5 regular season mark, and represented the Independent Football Alliance at the Independence Bowl, where the Hurricane faced a strong Oregon team from the PAC-10. The Ducks had a second-place conference finish, and was a 16-point favorite, but TU obviously didn't gamble. TU gave the Ducks all the fight they could handle.

Tulsa struck first on a one-yard TD run from Brett Adams, but Oregon bounced back as they put together scoring drives of 54 and 79 yards of their own to take the lead 10-7. The Hurricane took a 17-10 lead into halftime on a field goal and a blocked punt return for a touchdown.

Tulsa scored once more in the third quarter to build their lead to 24-10, but Oregon came back scoring two quick touchdowns to knot the game at 24. As time wound down in the fourth period, the officials ruled against TU on a fumble recovery allowing the Ducks to continue a drive that ended with a final field goal and a victory. Though the Hurricane suffered a heartbreaking loss, that bowl game allowed TU to get back into the college football spotlight.

That spotlight continued to shine in the 1991 season as Tulsa produced a 10-2 season and a number 21 ranking in the final Associated Press football poll. A season that saw the Hurricane upset 15th-ranked Texas A&M 35-34 at Skelly Stadium, and post a

In 1983, quarterback Steve Gage scored a touchdown on his first collegiate run from scrimmage, and threw a TD on his first pass, both coming in the season opener against San Diego State.



Micheal Gunter, one half of the Palomino Express.

come-from-behind 13-10 victory over Southern Mississippi in the "snow bowl" was capped by an invitation to the Freedom Bowl in Anaheim, California, where Tulsa met San Diego State and star running back Marshall Faulk.

At halftime, the two teams went into the locker room deadlocked at 10-10. In the second half, the Tulsa defense became a wall that the Aztecs offense couldn't penetrate, holding them to just 83 yards of total offense.

Late in the game with the Hurricane up by three points, San Diego State muffed a punt at their own eight-yard line resulting in a Tulsa recovery. Two plays later, the Hurricane scored to make the final score 28-17. That Hurricane team went down in Tulsa football history as one of only five teams to have a 10-win season.

Eight Tulsa players from that team went into the NFL, including the likes of quarterbacks T.J. Rubley and Gus Frerotte, lineman Jerry Ostroski, receiver Chris Penn, and defensive stalwarts Barry Minter and Tracy Scroggins.

Since 1991, Tulsa football has been in a transition period, moving from a football independent to the Western Athletic Conference. Tulsa became a member of the WAC in 1996, and had its best season of league play in 2001, winning four games.

Tulsa football did not enjoy much success in the 1990s but as history has proven, success was not far away.

Ken Lacy, the other half of the Palomino Express



Chris Penn (#86) grabs T.J. Rubley's "Hail Mary" pass late in the game to set up a game-winning field goal against Southern Mississippi in 1991.

Tulsa Goes to Seven Bowl Games In Last Nine Years

The Golden Hurricane won the 2005 Conference USA Championship in its first season as a league member.

The Steve Kragthorpe Era began with a bang in 2003, as the Golden Hurricane had its first winning season and first bowl appearance in 12 years. Tulsa posted an 8-5 overall record, and placed second in the WAC with a 6-2 mark.

In his first year as head coach, Kragthorpe led Tulsa to the biggest turn-around in college football with a seven-win improvement from the previous season. Tulsa



1991 Freedom Bowl Champions

made the school's 12th bowl appearance as the Hurricane played Georgia Tech in the Humanitarian Bowl on January 3, 2004. Tulsa football returned to its roots in 2003 as the Golden Hurricane became an offensive juggernaut, scoring over 30 points in seven games and averaging 30.8 points per game.

With an 8-5 record in 2003, Tulsa's seven-win improvement from the previous year was the biggest turn-around in college football for that season.

Although Tulsa only posted four wins in 2004, including two overtime losses, junior Ashlan Davis, a junior college transfer, made NCAA history becoming the first player to run-back five kickoff returns for touchdowns in a single season. He broke the previous NCAA mark of three.

The 2005 season began another new era for the Hurricane as Tulsa officially became a member of Conference USA on July 1, 2005. It would be a year to remember in the first as a C-USA member.

In conference action, Tulsa defeated the preseason favorite to win the C-USA East, Southern Miss, as well as the preseason #3 team in the East Division, Memphis, in the regular season en route to posting a 6-2 league record, winning the C-USA West Division title and playing in the inaugural Conference USA Football Championship Game presented by Xbox 360.



2005 C-USA Champions

Tulsa captured a 44-27 win in the league championship game over UCF in Orlando, Florida, on Dec. 3, 2005, and received an invitation following the game to play in the AutoZone Liberty Bowl in Memphis, Tennessee.

Tulsa was matched up against former Western Athletic Conference rival Fresno State in the Liberty Bowl game. Tulsa amassed 430 yards in the game and scored 14 points in the final 10:35 of the game to capture a 31-24 victory over the Bulldogs in front of 54,894 fans.

The Hurricane finished the season with an overall 9-4 record as senior All-American Garrett Mills became the single-season receiving leader in NCAA history for tight ends.

In 2006, Tulsa made its second straight bowl appearance, a feat not accomplished since back-to-back Bluebonnet Bowl appearances in 1964 and '65. The Hurricane played in the Bell Helicopter Armed Forces Bowl and finished the season with an 8-5 record.

The 2007 campaign, the first for former Hurricane defensive coordinator Todd Graham as head coach, proved to be a record-setting season for the Golden Hurricane. Tulsa set 29 school records, 15 C-USA marks and four NCAA records, en route to leading the nation in total offense with 543.9 yards behind Wuerffel Trophy Award winner Paul Smith at quarterback. Tulsa met up with Bowling Green of the Mid-American Conference in the GMAC Bowl and came away with the largest margin of victory in NCAA Bowl history with a 63-7 win over the Falcons. With a 10-4 record, this Tulsa team became one of only six in school history to reach 10 wins.



Tulsa won the back-to-back GMAC Bowl titles after the 2007 and 2008 seasons.

A year later, the Hurricane won a school record 11 games by posting an 11-3 mark in 2008, established more school records, won the C-USA West Division title and made its' second straight appearance in the GMAC Bowl, defeating No. 22-ranked Ball State by a score of 45-13.

For the second consecutive season, Tulsa again led the nation in total offense with 569.9 yards per game. The Hurricane scored a school record 661 points, while finishing second nationally in scoring with a 47.2 average. Senior running back Tarrion Adams became the school's single-game, single-season and career record-holder for rushing, while senior placekicker Jarod Tracy set the all-time scoring record.

Only 10 times in NCAA history has a school led the nation in total offense in back-to-back years. Tulsa has done it three of those 10 times (1951-52, 1964-65, and 2007-08).

Tulsa captured its third 10-win season in four years with a 10-3 record in 2010. The season was highlighted with one of the most prestigious wins in school history, a 28-27 road win over Notre Dame, as well as a 62-35 victory against 24th-ranked Hawaii in the Sheraton Hawaii Bowl.

Receiver and kick return specialist Damaris Johnson became the NCAA's all-time record-holder for career all-purpose yards (7,796) and kickoff return yards (3,417). He went on to earn second-team *Associated Press* All-America honors, while Tulsa finished the season ranked 24th in the final *AP* poll.

Tulsa alumnus Bill Blankenship took over as head coach in January 2011 and led the Hurricane to an 8-5 record and the school's seventh bowl game in nine years against a schedule that featured four teams ranked among the top-7 in the nation. Tulsa faced #1 Oklahoma, #7 Oklahoma State and #4 Boise State in three of the first four weeks of the season, while #7 Houston closed out the regular season for the Hurricane.



The 2010 season was highlighted with one of the most prestigious wins in school history, a 28-27 road win over Notre Dame.



Tulsa's Bowl Games

1942 Sun Bowl

Tulsa 6, Texas Tech 0
El Paso, Texas

January 1, 1942 • Attendance: 12,000



Tulsa earned its first bowl bid with a 7-2 regular season record. Tulsa's only losses were against Texas Christian, 6-0, and Arkansas, 13-6, in Henry Frnka's first season as head coach.

The game with the Red Raiders, which was played before a partisan Texas crowd, proved to be a defensive struggle. Tulsa's defense held Tech to four first downs and 104 yards of total offense. In the first half, the Raiders pushed the ball to the Tulsa 15-yard line, but the Hurricane defense forced Tech to try a field goal, which missed and resulted in a scoreless first half.

After intermission, Tulsa's Glenn Dobbs punted the ball from the Hurricane 14-yard line out of Tech's end zone, giving Tulsa the momentum. Late in the game, Tulsa mounted a 71-yard touchdown drive behind the passing of Dobbs, who finished the day with 239 passing yards.

With only a few minutes remaining, Dobbs passed to Sax Judd for a 32-yard score, but Dobbs' PAT attempt was blocked. Tulsa intercepted a Tech pass to preserve the 6-0 victory.

Scoring by Qtr.	1	2	3	4	Final
Texas Tech	0	0	0	0	0
Tulsa	0	0	0	6	6

Team Statistics	Tech	Tulsa
First Downs	4	15
Rushing Yardage	62	96
Passing Yardage	42	239
Passes	2-10-1	24-39-2
Punts - Average	12-43.0	15-37.0
Fumbles - Lost	5-2	0-0
Penalties - Yards	8-90	6-60

Game Summary

TU - Judd 32 pass from Dobbs (Dobbs kick-Blk) 6-0

1943 Sugar Bowl

Tennessee 14, Tulsa 7
New Orleans, Louisiana

January 1, 1943 • Attendance: 70,000

Tennessee nosed out Tulsa, 14-7, in the ninth Sugar Bowl football game before 70,000 fans on a beautiful sunny afternoon.

Tulsa scored first on an aerial march of 60 yards headed by All-American Glenn Dobbs early in the second period. Dobbs threw to end Cal Purdin for the score, while Clyde LeForce kicked the extra point. Later in the same period Tennessee countered with six points of their own and at halftime Tulsa held a slim 7-6 advantage.

The Volunteer's power told the story in the second half, as Tennessee scored a safety by blocking one of Dobbs' punts to take the lead in the third period, 8-7. The Volunteers added another touchdown by its powerful running game in the fourth quarter.



With Tennessee leading 14-7 in the waning minutes of the game, the Hurricane drove to the UT 11-yard line and was within one play of a tie, before Tennessee's Bill Nowling intercepted an N.A. Keithley pass to end any hopes of a Tulsa victory.

Scoring by Qtr.	1	2	3	4	Final
Tennessee	0	6	2	6	14
Tulsa	0	7	0	0	7

Team Statistics	UT	Tulsa
First Downs	14	10
Rushing Yardage	208	39
Passing Yardage	88	168
Passes	7-17-0	17-27-2
Punts - Average	10-41.0	14-43.0
Fumbles - Lost	2-2	0-0
Penalties - Yards	9-100	5-44

Game Summary

TU - Purdin 9 pass from Dobbs (LeForce kick) 7-0
 UT - Gold 3 run (Mitchell kick-NG) 7-6
 UT - Crawford blocked Dobbs punt for safety 7-8
 UT - Fuson 3 run (Mitchell kick-NG) 7-14

1944 Sugar Bowl

Georgia Tech 20, Tulsa 18
New Orleans, Louisiana

January 1, 1944 • Attendance: 69,000



Tulsa made its second straight trip to the Sugar Bowl but failed in its bid for a victory over Georgia Tech in front of 69,000 fans.

For the first three periods and past the middle of the fourth, Tulsa clinged to the lead. But in the end, Tulsa could not withstand an offensive attack led by Tech All-American Eddie Prokop who led the 72-yard drive that gave the Yellow Jackets a 20-18 decision.

Tulsa stopped a Tech drive following the opening kickoff, and from their own 14-yard line marched 86 yards to score in the first five minutes. A fake field goal by Clyde LeForce ended up in a TD pass to Ed Shedlosky. TU tailback Jimmy Ford ran around left end for a 79-yard touchdown on the first play of the second quarter for a 12-0 Hurricane lead.

Prior to halftime, Tech scored on a 71-yard drive, followed by a six-yard TD run by TU's LeForce to give the Hurricane an 18-7 halftime lead. Tech made it 18-13 in the third period, and put together a 79-yard drive for a two-point lead in the final quarter. Tulsa could get only as close as the Tech 34-yard line before the final horn sounded.

Prokop gained 199 yards on 29 carries for Georgia Tech, while Tulsa's Ford had 119 yards on 14 carries.

Scoring by Qtr.	1	2	3	4	Final
Georgia Tech	0	7	6	7	20
Tulsa	6	12	0	0	18

Team Statistics	Tech	Tulsa
First Downs	25	8
Rushing Yardage	372	211
Passing Yardage	83	87
Passes	4-16-1	6-15-1
Punts - Average	6-38.0	7-34.0
Fumbles - Lost	3-3	1-1
Penalties - Yards	8-60	6-50

Game Summary

TU - Shedlosky 13 pass from LeForce (LeForce kick-NG) 6-0
 TU - Ford 79 run (LeForce kick-NG) 12-0
 GT - Broyles 1 run (Prokop kick) 12-7
 TU - LeForce 6 run (LeForce kick-NG) 18-7
 GT - Tinsley 47 pass from Prokop (Prokop kick-NG) 18-13
 GT - Scharfachwerfdt 1-yard run (Prokop kick) 18-20

1945 Orange Bowl

Tulsa 26, Georgia Tech 12

Miami, Florida

January 1, 1945 • Attendance: 29,426



Tulsa sought revenge against the Georgia Tech Yellow Jackets for the come-from-behind victory in the previous year's Sugar Bowl. This time Tulsa handed the Jackets a 26-12 loss in front of 29,426 fans at the Orange Bowl.

The Hurricane jumped out to a 14-0 first quarter lead and held that same advantage at halftime. On Tulsa's first play of the third quarter, the Hurricane used some razzle-dazzle as Perry Moss threw to Nip Goodnight at the 35-yard line, who then lateraled to Barney White, who sped straight down the north side line for six points, making the score 20-0.

Tech came back with six points of their own in the third period. Tulsa's Camp Wilson quickly quieted the crowd taking the Tech kickoff on the 10-yard line and racing 90 yards for a 26-6 Tulsa lead. Georgia Tech added six points in the final quarter to pull within 14 points of the victorious Hurricane.

Scoring by Qtr.	1	2	3	4	Final
Georgia Tech	0	0	6	6	12
Tulsa	14	0	12	0	26

Team Statistics	Tech	Tulsa
First Downs	16	14
Rushing Yardage	36	180
Passing Yardage	304	137
Passes	18-34-2	6-15-0
Punts - Average	4-35.0	5-34.0
Fumbles - Lost	7-3	2-1
Penalties	1-15	4-41

Game Summary


TU - Shedlosky 14 pass from Moss (Moss kick)	7-0
TU - Shedlosky 4 run (Moss kick)	14-0
GT - White 35 run (Moss PAT Blk)	20-0
GT - McIntosh 40 run (Bowen kick-NG)	20-6
TU - Wilson 90 KO return (Moss kick-NG)	26-6
GT - Taylor 3 run (Tinsley kick-NG)	26-12

1946 Oil Bowl

Georgia 20, Tulsa 6

Houston, Texas

January 1, 1946 • Attendance: 27,000



The game was closer than the score would indicate, as 13 of Georgia's points in its 20-6 victory came in the fourth quarter at the Oil Bowl in Houston, Texas. The Bulldogs scored on their second possession of the first quarter, driving 31 yards after a Tulsa punt traveled only 16 yards. Rabbit Smith scored from three yards out for the Bulldogs.

Just as Georgia had capitalized on a poor punt, Tulsa capitalized on a fumble that was recovered at the Georgia 13-yard line. Five plays later Camp Wilson went over for the touchdown from one yard out giving Tulsa what would be their only score of the game.

The score remained 7-6 through three quarters, but Georgia threw a 47-yard touchdown pass on its second fourth quarter possession, and added a 68-yard punt return for a touchdown by Charlie Trippi. Tulsa had two more opportunities to score but failed.

Scoring by Qtr.	1	2	3	4	Final
Georgia	7	0	0	13	20
Tulsa	0	6	0	0	6

Team Statistics	Georgia	Tulsa
First Downs	14	7
Rushing Yardage	178	69
Passing Yardage	110	79
Passes	5-15-1	6-21-0
Punts - Average	7-36.0	12-35.0
Fumbles - Lost	4-3	1-1
Penalties - Yards	4-29	4-40

Game Summary


UGA - Smith 3 run (Jernigan kick)	0-7
TU - Wilson 1 run (Brown kick-NG)	6-7
UGA - Donaldson 8 run (Jernigan kick)	6-14
UGA - Trippi 68 punt return (Jernigan kick-NG)	6-20

1953 Gator Bowl

Florida 14, Tulsa 13

Jacksonville, Florida

January 1, 1953 • Attendance: 30,015



Tulsa battled back from a 14-0 halftime deficit, but saw its brilliant rally fall one point shy as Florida escaped with a 14-13 victory in front of a Gator Bowl crowd of 30,015.

The Gators scored the first time they had the ball, driving 78 yards in 11 plays. Florida scored again in the second period on a 37-yard pass play, capping an 80-yard, 13-play drive. But in the second half, Tulsa's offense threw the Florida defense off balance with the running of Jake Roberts.

The Hurricane put together drives of 73 and 46 yards in the second half. Roberts ran for a three-yard touchdown in the third quarter, followed by a Tom Miner extra point. Tulsa's next touchdown drive began following a Florida fumble at their own 46-yard line. Howard Waugh went over from three yards out for the touchdown. Miner's extra point attempt went wide to the left.

With six minutes left to play, the Hurricane recovered another Florida fumble. Tulsa drove to the Gators' four-yard line, but had to settle for a field goal that again went wide left. Florida was left with just under three minutes to hold onto the ball and the victory.

Scoring by Qtr.	1	2	3	4	Final
Florida	7	7	0	0	14
Tulsa	0	0	7	6	13

Team Statistics	UF	Tulsa
First Downs	20	17
Rushing Yardage	233	182
Passing Yardage	101	132
Passes	7-11-1	10-16-1
Punts - Average	1-38	4-31
Fumbles - Lost	6-4	3-1
Penalties - Yards	5-34	9-84

Game Summary

UF - Casares 1 run (Casares kick)	0-7
UF - Hall 37 pass from Robinson (Casares kick)	0-14
TU - Roberts 3 run (Miner kick)	7-14
TU - Wash 3 run (Miner kick-NG)	13-14



1964 BLUEBONNET BOWL

Tulsa 14, Mississippi 7
Houston, Texas

December 19, 1964 • Attendance: 50,000

Tulsa quarterback Jerry Rhome offset Mississippi's quick, blitzing defense with a mixture of running and passing as the Hurricane came from behind to upset the Rebels, 14-7, in the Bluebonnet Bowl.

Rhyme completed 22 of 36 passes for 252 yards and gained 29 yards on the ground. He was the unanimous selection for the most outstanding back. Tulsa defensive lineman Willie Townes, who harassed Rebel quarterback Jim Weatherley, was named the game's outstanding lineman.



Ole Miss opened the scoring with a one-yard Weatherley run in the second quarter. Rhyme answered on a fourth down situation with a one-yard run of his own with 6:15 remaining in the first half. The Tulsa drive covered 72 yards.

In the third quarter, Rhyme threw 35 yards to flanker Eddie Fletcher for the go-ahead touchdown that proved to be the game-winner.

Scoring by Quarter	1	2	3	4	Final
Mississippi	0	7	0	0	7
Tulsa	0	7	7	0	14

Team Statistics	Miss	Tulsa
First Downs	10	19
Rushing Yardage	104	71
Passing Yardage	113	252
Passes	16-24-2	22-36-1
Punts - Average	8-31	7-32
Fumbles - Lost	0-0	0-0
Penalties - Yards	4-50	4-30

Game Summary

M - Weatherly 1-yard run (Irwin kick)	0-7
TU - Rhyme 1-yard run (Twilley kick)	7-7
TU - Fletcher 35 pass from Rhyme (Twilley kick)	14-7

1965 BLUEBONNET BOWL

Tennessee 27, Tulsa 6
Houston, Texas

December 18, 1965 • Attendance: 40,000



national passing champions.

Other than a 44-yard, 11-play touchdown drive in the closing minutes of the first quarter that saw Gary McDermott run in from one yard out, Tulsa did not cross the Tennessee 20-yard line until the last minute of the game.

Tennessee, who jumped out to a 6-0 lead, scored its first and second touchdowns on drives of 48 and 33 yards following Tulsa fumbles. Tennessee's third touchdown came on a seven-yard drive after a 45-yard punt return.

The Volunteers led 20-6 at halftime and put the game out of reach with their final touchdown early in the third quarter, coming after another Tulsa turnover. Statistically, Tulsa outgained the Volunteers by 105 yards, including a 250 to 37-yard advantage in the passing department.

Scoring by Quarter	1	2	3	4	Final
Tennessee	6	14	7	0	27
Tulsa	6	0	0	0	6

Team Statistics	UT	Tulsa
First Downs	11	16
Rushing Yardage	181	73
Passing Yardage	37	250
Passes	3-7-1	23-47-4
Punts - Average	6-43.0	5-35.0
Fumbles - Lost	4-2	3-3
Penalties - Yards	8-80	1-15

Game Summary

UT - Wantland 4 pass from Warren (Leake kick-NG)	0-6
TU - McDermott 1 run (Twilley kick-NG)	6-6
UT - Warren 1 run (Leake kick)	6-13
UT - Warren 1 run (Leake kick)	6-20
UT - Mitchell 11 run (Leake kick)	6-27


1976 INDEPENDENCE BOWL

McNeese St. 20, Tulsa 16
Shreveport, La.

December 13, 1976 • Attendance: 19,164

The inaugural Independence Bowl wasn't decided until McNeese State fullback Oliver Hadnot scored the winning touchdown with 37 seconds remaining on the game clock, giving McNeese a 20-16 win.

The excitement began almost immediately as Tulsa completed a 65-yard drive for an opening drive score. Fullback Thomas Bailey's one-yard run capped Tulsa's scoring drive.



At halftime, Tulsa held onto a 7-6 lead. However, in the third quarter the Cowboys took a 14-7 lead with a 63-yard drive and two-point conversion.

On their next possession, McNeese attempted a 51-yard field goal that was blocked, recovered and returned by Tulsa's Mel McGowen 65 yards for a score. The extra-point-attempt was blocked and the Southland Conference champions led 14-13 with 4:07 remaining in the third period.


With 4:22 remaining, Tulsa appeared to have won the game when Steve Cox kicked a three-pointer from 38 yards out to put his team ahead, 16-14. However, McNeese drove 80 yards from their own 20-yard line in the last two minutes and Hadnot raced the final 25 yards for the winning score.

Scoring by Quarter	1	2	3	4	Final
McNeese State	3	3	8	6	20
Tulsa	7	0	6	3	16

Team Statistics	State	Tulsa
First Downs	11	17
Rushing Yardage	46-152	45-108
Passing Yardage	57	172
Passes	5-18-1	13-30-1
Punts - Average	9-39.0	5-30.0
Fumbles - Lost	3-1	7-3
Penalties - Yards	11-105	16-100

Game Summary

TU - Bailey 1 run (Cox kick)	7-0
MSU - Peebles 42 FG	7-3
MSU - Peebles 34 FG	7-6
MSU - McArthur 1 run (McFarland run)	7-14
TU - McGowen 65 blocked FG return (Cox kick-Blk)	13-14
TU - Cox 39 field goal	16-14
MSU - Hadnot 25-yard run (pass-NG)	16-20

1989 INDEPENDENCE BOWL**Oregon 27, Tulsa 24**
Shreveport, La.*December 16, 1989 • Attendance: 44,621*

The PAC-10 Conference's second-place team, the Oregon Ducks, entered the Independence Bowl against Tulsa as 16-point favorites, only to hang on for a controversial 27-24 win. The Hurricane went into the game without the services of All-America receiver Dan Bitson, who

suffered numerous injuries in an automobile accident two weeks earlier.

The Hurricane scored first on a Brett Adams one-yard run. Oregon put together drives of 54 and 79 yards to take a 10-7 lead, until a Tulsa field goal of 26 yards by David Fuess knotted the score at 10-10 with just over two minutes to play in the first half.

Tulsa took the halftime lead, 17-10, on a blocked punt by Herbert Harvey. Derrick Williams picked up the ball and raced 21 yards for the score with 22 seconds left on the first half clock.

Adams added another one-yard touchdown run in the third period as Tulsa took a 24-10 lead. However, Oregon scored two touchdowns in a six-minute span late in the third quarter and early in the fourth.

With just over three minutes to play, an apparent Tulsa recovery of an Oregon fumble was overruled by the officials. Thus, the Ducks converted on a 20-yard field goal to capture a 27-24 victory.

Scoring by Quarter	1	2	3	4	Final
Oregon	3	7	7	10	27
Tulsa	7	10	7	0	24

Team Statistics	UO	Tulsa
First Downs	16	14
Rushing Yardage	140	70
Passing Yardage	320	183
Passes	23-40-2	17-34-2
Punts - Average	3-23.5	5-34.8
Fumbles - Lost	2-1	3-1
Penalties - Yards	5-49	1-1

Game Summary

TU - Adams 1 run (Fuess kick)	7-0
UO - McCallum 29 FG	7-3
UO - Hargain 20 pass from Musgrave (McCallum kick)	7-10
TU - Fuess 26 FG	10-10
TU - D. Williams 21 blocked punt return (Fuess kick)	17-10
TU - Adams 1 run (Fuess kick)	24-10
UO - Reitzug 9 pass from Musgrave (McCallum kick)	24-17
UO - Musgrave 1 run (McCallum kick)	24-24
UO - McCallum 20 FG	24-27

1991 FREEDOM BOWL**Tulsa 28, San Diego State 17**
Anaheim, Calif.*December 30, 1991 • Attendance: 34,217*

Tulsa, making its second bowl appearance in three years and its first at-large showing since 1976, notched its first bowl victory since 1964 with a 28-17 win over San Diego State in the eighth Freedom Bowl.

Tulsa's veteran offensive line opened huge holes for tailback Ron Jackson, who grabbed Most Valuable Player honors as he rushed by 211 yards and a Freedom Bowl record four touchdowns on 46 carries. The junior scored once in each of the four quarters, accounting for touchdown runs of 10, 6, 4 and 4 yards, respectively.



The teams were deadlocked at the end of the first and second quarters. Tulsa's defense came alive after intermission holding the potent Aztec offense to just three points and 83 total yards.

Tulsa led 21-17 late in the game when Gus Frerotte's booming 54-yard punt was mishandled by Aztec return specialist T.C. Wright at his own 8-yard line. Billy Cole recovered for Tulsa and the Hurricane scored two plays later to seal the win. The victory earned Tulsa a ranking of 21st in the final Associated Press and CNN/USA Today polls.

Scoring by Quarter	1	2	3	4	Final
San Diego State	7	7	0	3	17
Tulsa	7	7	7	7	28

Team Statistics	Tulsa	SDSU
First Downs	23	21
Rushing Yardage	256	189
Passing Yardage	122	164
Passes	9-17-0	19-37-0
Punts - Average	5-34.4	5-35.2
Fumbles - Lost	4-1	3-2
Penalties - Yards	2-20	6-38

Game Summary

SDSU - Faulk 2 run (Trakas kick)	0-7
TU - Jackson 10 run (Lange kick)	7-7
TU - Jackson 6 run (Lange kick)	14-7
SDSU - Lowery 4 run (Trakas kick)	14-14
TU - Jackson 3 run (Lange kick)	21-14
SDSU - Trakas 26 FG	21-17
TU - Jackson 4 run (Lange kick)	28-17

2003 HUMANITARIAN BOWL**Georgia Tech 52, Tulsa 10**
Boise, Idaho*January 3, 2004 • Attendance: 23,118*

Tulsa won five straight games to end the regular season and claimed second-place in the Western Athletic Conference. The prize was a trip to play Georgia Tech of the Atlantic Coast Conference in the Humanitarian Bowl. It would be the third meeting between the two

school's, and all three times in bowl games.

The game marked Tulsa's first bowl appearance in 12 years and the eight wins was more than the previous three seasons put together. Although the Hurricane enjoyed its trip to Boise, Idaho, the game was another story. Despite trailing just 10-3 at halftime, Georgia Tech had controlled the first half out-gaining the Hurricane 129-20.

The second half was more of the P.J. Daniels show for Tech. The running back had 104 yards at halftime, and ended the game with 307 rushing yards and four touchdowns. While the Tulsa defense couldn't stop Daniels, the Hurricane offense was giving the Yellow Jackets a short field with six lost fumbles. Six of Tech's eight touchdown drives began inside the Tulsa 40-yard line, and four of those TDs coming after a Tulsa fumble.

Tech put up 42 second-half points and went on for a 52-10 victory, the most lopsided Bowl loss for the Hurricane in 12 postseason appearances.

Scoring by Quarter	1	2	3	4	Final
Georgia Tech	7	3	21	21	52
Tulsa	0	3	0	7	10

Team Statistics	Tech	Tulsa
First Downs	15	10
Rushing Yardage	371	-56
Passing Yardage	19	200
Passes	7-13-0	17-27-0
Punts-Average	5-42.8	7-45.0
Fumbles-Lost	1-1	7-6
Penalties-Yards	5-45	6-35

Game Summary

GT - Daniel 9 run (Burnett kick)	0-7
TU - DeVault 22 FG	3-7
GT - Burnett 29 FG	3-10
GT - Daniels 1 run (Burnett kick)	3-17
GT - Woods 2 run (Burnett kick)	3-24
GT - Daniels 33 run (Burnett kick)	3-31
GT - Daniels 38 run (Schroeder kick)	3-38
GT - Hatch 1 run (Schroeder kick)	3-45
TU - Mills 13 pass from P. Smith (DeVault kick)	10-45
GT - Hatch 8 run (Schroeder kick)	10-52



2005 LIBERTY BOWL

Tulsa 31, Fresno State 24
Memphis, Tennessee

December 31, 2005 • Attendance: 54,894

Tulsa amassed 430 yards for the game and scored 14 points in the final 10:35 of the game to capture a 31-24 victory over the Fresno State Bulldogs in the 47th Annual AutoZone Liberty Bowl in front of 54,894 fans at Liberty Bowl Memorial Stadium.



The win for Tulsa was its' fifth bowl win in 13 games, and snapped Fresno State's bowl winning streak in consecutive years at three.

Hurricane sophomore Paul Smith, who completed 18-of-27 passes for 234

yards and one touchdown and scored the winning TD on a four-yard run, was named the Most Valuable Player. Senior Ashlan Davis had his first career 100+ receiving game with 128 yards on eight catches, while being named Tulsa's Offensive Player of the Game and sophomore defensive back Anthony Germany was selected as Tulsa's Defensive Player of the Game after intercepting one pass and breaking up two passes.

Trailing 24-17, the Hurricane early in the fourth quarter, Tulsa gained 162 yards while holding the Bulldogs to 77 yards in the final stanza. The Hurricane tied the score at 24 with 10:35 remaining and after Germany's interception Tulsa went ahead on Smith's TD run with 2:55 left. Fresno State's final drive to try to tie the game ended with a Nelson Coleman interception.

Scoring by Qtr.	1	2	3	4	Final
Fresno State	7	7	3	7	24
Tulsa	0	17	0	14	31

Team Statistics	FSU	Tulsa
First Downs	22	20
Rushing Yardage	208	196
Passing Yardage	213	234
Passes	19-30-2	18-27-0
Punts - Average	3-34.3	4-40.2
Fumbles - Lost	1-0	1-1
Penalties- Yards	5-35	2-10

Game Summary

FSU – Mathis 6 run (Zimmerman kick)	0-7
TU – Parrish 22 run (DeVault kick)	7-7
TU – Adams 63 run (DeVault kick)	14-7
FSU – Sumlin 24 run (Zimmerman kick)	14-14
TU – DeVault 41 FG	17-14
FSU – Zimmerman 27 FG	17-17
FSU – Fernandez 21 pass from Pinegar (Zimmerman kick)	17-24
TU – Davis 54 pass from Smith (DeVault kick)	24-24
TU – Smith 4 run (DeVault kick)	31-24

2006 ARMED FORCES BOWL

Utah 25, Tulsa 13
Fort Worth, Texas

December 23, 2006 • Attendance: 32,412



Utah scored the final six points of the first half and the first 10 points of the second half en route to a 25-13 victory in the Bell Helicopter Armed Forces Bowl at Amon G. Carter Stadium on the TCU campus.

Utah scored 10 points in a 3:11 span including three points with 0:02 left in the first half, and seven points in the first 3:09 of the second half to take a 16-7 lead with 11:51 on the clock.

Bobby Blackshire's team-leading fourth interception of the year led to a 39-yard, eight-play scoring drive that saw Paul Smith score on his second one-yard TD run of the game at the 10:54 mark of the fourth quarter. The Tulsa score cut the Utah lead to six points, 19-13, as the point-after-attempt failed.

Utah put the game out of reach when Eric Weddle took the snap and ran four yards over the left side for the final score of the game with 1:05 left in the game.

Tulsa's first score came at the 13:01 mark of the second quarter as the Hurricane traveled 80 yards in 10 plays. Smith went over from one yard out for six points in the second quarter to take a 7-3 lead.

Smith finished the game 20-for-27 for 158 yards with one interception. Utah's Ratliff finished 23-for-34 for 240 yards, a touchdown and an interception

Scoring by Qtr.	1	2	3	4	Final
Utah	3	6	10	6	25
Tulsa	0	7	0	6	13

Team Statistics	Tulsa	Utah
First Downs	13	22
Rushing Yardage	96	165
Passing Yardage	158	240
Passes	20-27-1	23-34-1
Punts – Average	7-42.6	3-47.3
Fumbles – Lost	2-1	1-1
Penalties – Yards	4-36	6-41

Game Summary

Utah – Sakoda 45 FG	0-3
Tulsa – Smith 1 run (Tracy kick)	7-3
Utah – Sakoda 39 FG	7-6
Utah – Sakoda 41 FG	7-9
Utah – Castillo 10 run on flip from Hernandez, on pass Ratliff (Sakoda kick)	7-16
Utah – Sakoda 34 FG	7-19
Tulsa – Smith 1 run, (Kick NG)	13-19
Utah – Weddle 4 run (Pass NG)	13-25

2008 GMAC BOWL

Tulsa 63, Bowling Green 7
Mobile, Alabama

January 6, 2008 • Attendance: 36,932

Tulsa won its second Bowl game in the last three years with a 63-7 victory over Bowling Green in the GMAC Bowl at Ladd-Peebles Stadium. Tulsa improved to 10-4 giving the Hurricane the school's sixth 10-win season in the 108-year history of football.

The 56-point victory was the largest in NCAA Bowl history.

Tulsa quarterback Paul Smith completed 27-of-45 passes for 312 yards and five touchdowns, while becoming only the seventh player in NCAA history to surpass 5,000 passing yards in a season.



Tulsa capitalized on three first quarter turnovers by Bowling Green and took a 21-0 lead at the end of one quarter. The Hurricane increased its lead to 35-0 at halftime, capitalizing on another Falcon turnover.

The Hurricane opened the second-half with an eight-play, 78-yard drive in just 2:11 that saw Smith throw the final 14 yards to Trae Johnson, to give the Hurricane a 42-0 lead at the 12:49 mark. BGSU scored its first points of the game on the subsequent kickoff with a 78-yard return.

Tulsa scored one more time in the third quarter on a Paul Smith two-yard run. While the senior threw fourth quarter TD passes of three yards to Charles Clay and six yards to A.J. Whitmore.

Scoring by Qtr.	1	2	3	4	Final
Bowling Green	0	0	7	0	7
Tulsa	21	14	14	14	63

Team Statistics	Tulsa	BGSU
First Downs	34	13
Rushing Yardage	238	46
Passing Yardage	324	125
Passes	29-47-0	20-27-0
Punts – Average	5-42.0	5-38.6
Fumbles – Lost	0-0	4-4
Penalties – Yards	3-25	4-37

Game Summary

Tulsa – Adams 1 run (Tracy kick)	7-0
Tulsa – Smith 13 pass to T. Johnson (Tracy kick)	14-0
Tulsa – Whitmore 19 run (Tracy kick)	21-0
Tulsa – Adams 4 pass to Grooms (Tracy kick)	28-0
Tulsa – Smith 19 pass to Adams (Tracy kick)	35-0
Tulsa – Smith 14 pass to T. Johnson (Tracy kick)	42-0
BGSU – Williams 78 kickoff return (Vrvilo kick)	42-7
Tulsa – Smith 2 run (Tracy kick)	49-7
Tulsa – Smith 3 pass to Clay (Tracy kick)	56-7
Tulsa – Smith 6 pass to Whitmore (Tracy kick)	63-7

2009 GMAC BOWL

Tulsa 45, Ball State 13

Mobile, Alabama

January 6, 2009 • Attendance: 32,816

MVP Tarrion Adams set the school's career and single-season rushing records as he totaled 207 yards and three touchdowns in Tulsa's 45-13 victory over No. 22-ranked Ball State in the 10th Annual GMAC Bowl in front of 32,816 fans at Ladd-Peebles Stadium. The victory gave the Hurricane its first-ever 11-win season, while Ball State ended its' campaign at 12-2.



Tulsa scored the first seven points of the game and took a 24-13 lead at halftime. The Hurricane went on to score 21 unanswered points in a rain-soaked second half, while the Hurricane defense held the nation's 17th-ranked offense to just 17 second-half yards, and allowing zero first downs

and zero pass completions.

The Hurricane set school bowl records for total yards (632) and rushing yards (439). Tulsa improved its Bowl record to 7-9 overall, and have won three of its' last four Bowl games.

Adams was joined on the medal stand by Offensive MVP David Johnson, Defensive MVP Roy Roberts and Special Teams MVP Jarod Tracy. Adams was not the only Hurricane player to set a career record, as Tracy established the school's career scoring mark. Adams finished his career with 3,651 yards, while Tracy ended his career with 286 career points.

The victory was the second straight in the GMAC Bowl for the Hurricane. In the last two GMAC Bowls, Tulsa out-scored the two Mid-American Conference foes, Bowling Green and Ball State, by a combined 108-20 score.

Scoring by Qtr.	1	2	3	4	Final
Ball State	7	6	0	0	13
Tulsa	19	14	7	14	45

Team Statistics	Tulsa	BSU
First Downs	30	9
Rushing Yardage	439	78
Passing Yardage	193	145
Passes	15-26-0	9-29-1
Punts-Average	5-28.8	8-48.1
Fumbles-Lost	1-0	4-2
Penalties-Yards	0-0	3-25

Game Summary

Tulsa – Johnson 30 pass to Damaris Johnson (Tracy kick)	7-0
BSU – Davis 18 run (McGarvey kick)	7-7
Tulsa – Tracy 31 FG	10-7
Tulsa – Adams 1 run (Tracy kick)	17-7
BSU – McGarvey 40 FG	17-10
Tulsa – Adams 57 run (Tracy kick)	24-10
BSU – McGarvey 22 FG	24-13
Tulsa – Johnson 16 pass to Slick Shelley (Tracy kick)	31-13
Tulsa – Adams 11 run (Tracy kick)	38-13
Tulsa – Johnson 13 pass to Jacob Frank (Tracy kick)	45-13

2010 SHERATON HAWAII BOWL

Tulsa 62, Hawai'i 35

Honolulu, Hawaii

December 24, 2010 • Attendance: 43,673



Tulsa ended the season with a victory over the No. 24-ranked Hawai'i Warriors in the Sheraton Hawai'i Bowl in front of 43,673 fans on the island of Oahu.

The Golden Hurricane defense grounded the Nation's No. 1 passing offense for most of the night

and kept Tulsa ahead in the first 30 minutes with five first-half interceptions. Tulsa's offense picked it up in the second half by scoring 35 points, including a 21-point third quarter. Among the five first-half pickoffs, two were returned for touchdowns as juniors John Flanders and Cornelius Arnick each recorded 54-yard interception returns in a span of five plays in the second quarter.

The Hurricane led at intermission 27-14, and out-scored the Warriors 35-21 in the second half. For the game, Tulsa's defense picked up six sacks as the Hurricane also won the turnover battle 7-1.

Junior Damaris Johnson set the NCAA career record for all-purpose yards in the contest as he compiled 326 yards, giving him an NCAA record 7,796 all-purpose yards for his illustrious three-year career. The game's MVP recorded 109 kick return yards, 101 receiving yards, 98 rushing yards and 18 punt return yards. Johnson also scored touchdowns on both a 67-yard rush and a nine-yard reception.

Scoring by Qtr.	1	2	3	4	Final
Tulsa	10	17	21	14	62
Hawaii	0	14	14	7	35

Team Statistics	Tulsa	Hawai'i
First Downs	18	28
Rushing Yardage	188	71
Passing Yardage	343	479
Passes	17-32-0	30-56-5
Punts-Average	6-44.2	6-42.2
Fumbles-Lost	3-2	2-1
Penalties-Yards	4-45	6-42

Game Summary

TU – A. Singleton 3 run (Fitzpatrick kick)	7-0
TU – Fitzpatrick 42 FG	10-0
UH – Austin 1 run (Enos kick)	10-7
TU – Flanders 54 INT return (Fitzpatrick kick)	17-7
TU – Arnick 54 INT return (Fitzpatrick kick)	24-7
UH – Moniz 18 pass to Salas (Enos kick)	24-14
TU – Fitzpatrick 28 FG	27-14
UH – Moniz 5 pass to Salas (Enos kick)	27-21
TU – Kinne 15 pass to Owens (Fitzpatrick kick)	34-21
UH – Green 1 run (Enos kick)	34-28
TU – D. Johnson 67 run (Fitzpatrick kick)	41-28
TU – Kinne 47 pass to T. Roberson (Fitzpatrick kick)	48-28
UH – Moniz 33 pass to Pollard (Enos kick)	48-35
TU – A. Singleton 3 run (Fitzpatrick kick)	55-35
TU – Kinne 9 pass to D. Johnson (Fitzpatrick kick)	62-35

2011 BELL HELICOPTER ARMED FORCES BOWL

BYU 24, Tulsa 21

Dallas, Texas

December 30, 2011 • Attendance 30,258

Tulsa ended the 2011 campaign with a narrow 24-21 loss at the hands of the BYU Cougars in the Bell Helicopter Armed Forces Bowl in front of 30,358 fans at SMU's Ford Stadium. The Golden Hurricane ended Head Coach Bill Blankenship's first season with an 8-5 record and a 7-1 mark in Conference USA action.



Tulsa was led by senior quarterback G.J. Kinne, who completed 17-of-31 passes for 214 yards and three touchdowns, while 113 of those yards and one touchdown went to junior wide receiver Bryan Burnham, who caught four passes in the contest. Senior tight end Clay Sears and junior

receiver Ricky Johnson also scored for the Hurricane

Tulsa jumped on top 14-3, but after a fumbled punt with 0:25 remaining in the first half the Cougars scored on one play to cut the Hurricane lead to four points. Tulsa held a 14-10 lead at halftime. Following a third quarter strike for the Cougars, the Golden Hurricane took a 21-17 lead with 10:42 to play. On BYU's final possession, quarterback Riley Nelson connected with Cody Hoffman for the duo's third TD hook-up of the game to seal the victory with 11 seconds remaining on the clock.

Junior safety Dexter McCoil recorded two interceptions and tied the school record for career pick-offs with 13. He also had 10 tackles. Senior linebacker Cornelius Arnick tied the school's bowl record with 17 tackles, and he also picked up a sack and two tackles for loss in his final collegiate game.

Scoring by Qtr.	1	2	3	4	Final
BYU	3	7	7	7	24
Tulsa	7	7	0	7	21

Team Statistics	Tulsa	BYU
First Downs	15	18
Rushing Yardage	37	94
Passing Yardage	235	250
Passes	18-32-0	17-40-2
Punts-Average	8-44.2	8-41.9
Fumbles-Lost	3-2	1-0
Penalties-Yards	1-5	5-60

Game Summary

Tulsa – Kinne 8 pass to R. Johnson (Fitzpatrick kick)	7-0
BYU – Sorensen 35 FG	7-3
Tulsa – Kinne 14 pass to Sears (Fitzpatrick kick)	14-3
BYU – Nelson 17 pass to Hoffman (Sorensen kick)	14-10
BYU – Nelson 30 pass to Hoffman (Sorensen kick)	14-17
Tulsa – Kinne 30 pass to Burnham (Fitzpatrick kick)	21-17
BYU – Nelson 2 pass to Hoffman (Sorensen kick)	21-24



Tulsa Athletic Hall of Fame Inductees

1982

Glenn Dobbs, Football 194-042
Ivan Grove, Football 1914-16-19
Bob Patterson, Basketball 1953-55

1983

Chet Benefiel, Football 1928-31
Madison Blevins, Football 1914-16
Gerin Cameron, Tennis 1936-38
Henry Frnka, Football Coach 1940-46
Ellis Jones, Football 1942-44
Marvin Matuszak, Football 1951-52
Ishmael Pilkington, Football 1930-31
Howard Waugh, Football 1951-52

1984

X. Eln Jones, Football 1926-28
James King, Basketball 1961-62
Jerry Rhome, Football 1963-64
Bobby Smith, Basketball 1967-69
Howard Twilley, Football 1963-65
William Volok, Football 1931-33
John Young, Football 1914-16-19

1985

Dick Nunneley, Basketball 1951-54
Drew Pearson, Football 1970-72
Steve Rogers, Baseball 1968-71

1986

Billy Guy Anderson, Football 1963-65
Ham Harmon, Football 1934-36
Sax Judd, Football 1940-42
Clyde LeForce, Football 1942-43, 46
Willie Townes, Football 1964-65

1987

William Boehm, Football 1929-32
James Finks, Football 1946-48
Bill Kusleika, Basketball 1962-64
Jerry Tabb, Baseball 1970-73

1988

Steve Bowling, Baseball 1971-74
Murl "Tuffy" Cline, Football 1923-26
Jeff Jordan, Football 1961-64
Ronnie Morris, Football 1950-52
Felto Prewitt, Football 1943-45

Roy Selby, Football 1925-28

1989

Don Blackmon, Football 1976-80
Charles Dugger, Football 1931-34
Clyde Goodnight, Football 1942-44
Jerry Keeling, Football 1958-60
Tom Miner, Football 1951-53
Les Rogers, Baseball 1969-70

1990

Rick Park, Basketball 1963-65
Layn Phillips, Tennis 1971-74
Cal Purdin, Football 1940-42
Drane Scrivener, Football 1970-72
Kaye Vaughan, Football 1950-52

1991

Steve Largent, Football 1972-75
Nancy Lopez, Golf 1975-77
Sam McBirney, Football Coach 1908, 14-16
Bob St. Clair, Football 1952
Women's Golf 1982 National Champions

1992

Kathy Baker, Golf 1979-83
Dick Courter, Basketball 1951-55
Jerry D'Arcy, Football 1942, 46-47
1942 Sugar Bowl Football Team

1993

Tommy Hudspeth, Football 1950-52
Paul Pressey, Basketball 1980-82
Jody Rosenthal, Golf 1981-85
Francis Schmidt, Football Coach 1919-21
Roy Stuart, Football 1939-41
1969 College World Series Runner-up Team

1994

Willie Biles, Basketball 1971-74
Hardy Brown, Football 1945-47
Clarence Iba, Basketball Coach 1949-60
Bob Breitenstein, Football 1962-64
1945 Orange Bowl Football Team

1995

Steve Harris, Basketball 1982-85
Kelly May, Volleyball 1977-80

Neil Ridley, Basketball 1947-51
Neal Sweeney, Football 1965-66
James Unruh, Golf 1947-50
1916 Football Team

1996

Benton Springer, Football 1917-19
Bob Hellinghausen, Football 1943-46
Micheal Gunter, Football 1980-83
Dale McNamara, Women's Golf Coach
1974-2000

1997

Roy "Skeeter" Berry, Football 1932-34
Rogers Lehew, Football 1946-49
Ron Streck, Golf 1973-76
Holly Hartley, Golf 1976-79
1919, 1920 Kendall College Football Teams

1998

Ron Carson, Basketball 1966-70
Ken Lacy, Football 1979-82
Adele Lukken, Golf 1983-86
Warren Shackelford, Basketball 1949-53
George Willis, Basketball 1930-33
Camp Wilson, Football 1943-45
1980-81 NIT Championship Basketball Team

1999

J.R. Boone, Football 1944-47
Nelson Greene, Football 1941-42, 46-47
Al Jenkins, Football 1966-69
Melissa McNamara, Golf 1984-88
Lovie Smith, Football 1976-79

2000

Steve Bracey, Basketball 1970-72
Steve Gage, Football 1983-86
Roger Wendel, Basketball 1955-59
Frank Velez, Soccer 1988-91
1952 Gator Bowl Team

2001

Steve August, Football 1972-76
Cliff Butcher, Baseball 1969-71
David Voss, Basketball 1957-61
1941 Sun Bowl Champion Football Team

2002

Bob Brumble, Football 1957-59
N. A. Keithley, Football 1940-42
Gene Shell, Baseball Coach 1965-80
1954-55 Basketball Team

2003

Rube Leekley, Football 1915-16
David Alexander, Football 1982-86
Kevin King, Soccer 1988-91
1964 Bluebonnet Bowl Football Team

2004

Bill Hall, Tennis 1952-55
Tony Liscio, Football 1959-62
Dennis Byrd, Football 1984-88
1920-21 Basketball Team

2005

Fred Smith, Football 1947-50
Al Humphrey, Football 1971-74
Tracy Moore, Basketball 1984-88
1944 Sugar Bowl Football Team

2006

Mike Marrs, Baseball, Basketball
1965-68
Doug Wyatt, Football 1965-68
Sid Abramowitz, Football 1979-82
Nolan Richardson, Basketball Coach
1980-85

2007

Bob Junko, Football 1964-67
David Moss, Basketball 1983-87
Dan Bitson, 1987-91
Women's Golf 1980 National Champions

2008

Ken Hayes, Basketball Coach 1968-75
Jerry Ostroski, Football 1988-91
1945 Oil Bowl Football Team

2009, 2010

No Class inducted

2011

Mike Sember, Baseball 1971-74
John Cooper, Football Coach 1977-84
Shea Seals, Basketball 1993-97
1991 Men's Soccer Team

Pro Football Hall of Fame Inductees

BOB ST. CLAIR • 1990 Inductee

Bob St. Clair, who was a tackle for The University of Tulsa in 1952, was a 1990 inductee into the Pro Football Hall of Fame in Canton, Ohio. St. Clair played professional football for the San Francisco 49ers from 1953-63. In 11 seasons, he was a five-time starter in the Pro Bowl. He played both ways for the 49ers and also starred on the special teams. St. Clair is one of Tulsa's greatest defensive tackles. He came to Tulsa for the 1952 season after transferring from San Francisco. He played on Tulsa's 1952 Gator Bowl team.

JIM FINKS • 1995 Inductee

Jim Finks was an outstanding quarterback at The University of Tulsa from 1946-48. He played seven seasons for the Pittsburgh Steelers after being drafted in the 12th round. Following his playing career, he went on to an illustrious career as a team administrator, serving as chief executive officer with the Minnesota Vikings (1964-73), Chicago Bears (1974-82) and the New Orleans Saints (1986-93). At Tulsa, he threw for 2,796 yards and 18 touchdowns and was selected all-conference in 1947 and '48. He was inducted into the Pro Football Hall of Fame posthumously in 1995.

STEVE LARGENT • 1995 Inductee

Steve Largent played at The University of Tulsa from 1972-75 and then went on to a 14-year career with the Seattle Seahawks. Largent ended his career in the NFL with league career records for receptions (819), yards (13,089), touchdowns (100), consecu-

tive games with a reception (177), 50-catch seasons (10) and 1,000-yard seasons (8). He was selected to play in the AFC-NFC Pro Bowl game seven times. Largent was originally drafted on the fourth round in 1976 by the Houston Oilers, was waived by the Oilers, recalled, and traded to the Seahawks that same year. At Tulsa, Largent was a two-time first-team all-Missouri Valley Conference pick and was a second-team All-American in 1975. He caught 136 passes for 2,385 yards and 32 TDs at Tulsa. He was inducted into the Pro Football Hall of Fame in 1995.

Canadian Football League Hall of Fame Inductees

JERRY KEELING • 1989 CFL Inductee

Keeling played quarterback at The University of Tulsa and was an all-Missouri Valley Conference performer in 1959 and 1960. He starred for the Calgary Stampeders of the Canadian Football League as a defensive back, and was selected to the all-CFL team three times. Keeling played on two Grey Cup winning teams.

KAYE VAUGHAN • 1978 CFL Inductee

Vaughan was an outstanding tackle at The University of Tulsa from 1950-52 and in the Canadian Football League for 12 seasons. He was selected to the CFL's Eastern Conference all-star team 10 times while playing for the Ottawa Rough Riders.

Retired Jerseys



Billy Guy ANDERSON



Glenn DOBBS



Ellis JONES



Steve LARGENT



Marvin MATUSZAK



Felto PREWITT



Jerry RHOME



Howard TWILLEY

#14 • BILLY GUY ANDERSON • He followed in the footsteps of an All-American, and he played only one year, but Billy Guy Anderson became Tulsa's most prolific passer. He established 10 school passing records. In his first game at quarterback for Tulsa, he completed 25 of 47 passes for two touchdowns and 230 yards. In his final collegiate regular season game, he threw successive scoring bombs of 60, 63 and 51 yards in the fourth quarter to defeat Colorado State. On that same day, he set an NCAA record as he passed for 502 yards. As a senior, he completed 58 percent of his passes for 3,464 yards and 30 touchdowns. His jersey was retired on September 23, 1995.

#45 • GLENN DOBBS • A star tailback for the Golden Hurricane teams of 1940, '41, and '42, Glenn Dobbs was an All-America selection in 1942. One of the best passers and punters in college history, Dobbs led Tulsa to a 25-6 record with two post-season bowl games in his three seasons. He returned to TU as athletics director in 1955 after playing professional football and in 1961 was named Tulsa's head football coach. He was elected to the College Football Hall of Fame in 1980 and to the TU Athletic Hall of Fame in 1982.

#31 • ELLIS JONES • A courageous performer, Ellis Jones was the one-armed player who helped lead the University to three bowl appearances in 1942, '43, '44. He was the defensive standout in the 1945 College All-Star game against the Chicago Bears, collecting three tackles behind the line of scrimmage in the same series. A 1983 inductee into the TU Athletic Hall of Fame.

#83 • STEVE LARGENT • An All-America receiver at Tulsa, Steve Largent went on to a Hall of Fame career with the Seattle Seahawks. He was a two-time all-Missouri Valley Conference selection. As a senior in 1975, Largent caught 51 passes for 1,000 yards, 19.5 yards per reception and 14 touchdowns. As a junior, Largent caught 52 passes for 884 yards and 14 TDs. He had career totals of 136 receptions for 2,385 yards and 32 touchdowns. His jersey was retired on October 26, 2008.

#64 • MARVIN MATUSZAK • Possibly the top lineman in The University of Tulsa's history, Marvin Matuszak was a two-time first-team All-America choice in 1951 and '52. He was an all-Missouri Valley Conference pick as well and led the Golden Hurricane into the 1953 Gator Bowl against Florida. Matuszak was a longtime standout in both the National and American Football Leagues. He was inducted into the TU Athletic Hall of Fame in 1983.

#36 • FELTO PREWITT • Considered to be one of the top centers in Golden Hurricane history, Felto Prewitt starred on the bowl teams of 1943, '44, and '45. He gained first team All-America honors in 1945 and went on to play with the Baltimore Colts of the National Football League.

#17 • JERRY RHOME • Possibly the most polished passer in college football history, Jerry Rhome made a shambles of NCAA passing and total offense records in 1963 and 1964. He threw for a career 4,779 yards and 42 touchdowns. In 1964, when he passed for 2,870 yards and 32 TD's, Rhome was the runner-up to Notre Dame quarterback John Huarte in the Heisman Trophy voting. He was selected as the Collegiate Player-of-the-Year in several polls and made nearly every All-America team. Elected to the TU Athletic Hall of Fame in 1984. He was a College Football Hall of Fame inductee in 1998.

#81 • HOWARD TWILLEY • A consensus All-America choice in 1965, Howard Twilley set nearly every Golden Hurricane receiving record and set most national marks. He followed Jerry Rhome as the runner-up in the Heisman Trophy voting in 1965, placing second to Southern California halfback Mike Garrett. He caught a career 261 passes for 3,343 yards and 32 touchdowns. Twilley was the captain of the Academic All-American team in 1965. He went on to star for the Miami Dolphins of the NFL. He was selected to the TU Athletic Hall of Fame in 1984 and was a College Football Hall of Fame inductee in 1992.

Tulsa Players Get National Awards

Courage Award Goes to Tulsa's Wilson Holloway

The University of Tulsa's Wilson Holloway was the 2008 winner of the FedEx Orange Bowl-FWAA Courage Award. Holloway, a red-shirt freshman offensive lineman, battled cancer when a softball-sized mass was discovered in his chest in the spring of 2008. Holloway was presented with the award at the BCS Championship Game on January 8, 2009 in Miami, Florida. He was also honored that day at the Football Writers Association of America's (FWAA) annual awards breakfast. A select group of writers from the FWAA vote on the winner Courage Award winner each year. The requirements for nomination include displaying courage on or off the field, including overcoming an injury or physical handicap, preventing a disaster or living through hardship. (Note: Wilson Holloway passed away on February 16, 2011).



WILSON HOLLOWAY

Paul Smith Gets Wuerffel Trophy in 2007

In 2007, senior quarterback Paul Smith had a record-setting year, establishing himself as Tulsa's all-time passing leader. He was also presented with the Third Annual Wuerffel Trophy. The prestigious Wuerffel Trophy, named after former University of Florida quarterback Danny Wuerffel, is given to the college football player who best combines exemplary community service with athletic and academic achievement.

PAUL SMITH





All-Americans

First Team All-America

Glenn Dobbs, Halfback
1942, Consensus

Felto Prewitt, Center
1944, Consensus

Ellis Jones, Guard
1945, Consensus

Marvin Matuszak, Tackle
1951 and '52, Associated Press

Jerry Rhome, Quarterback
1964, United Press International
1963, third-team Associated Press

Howard Twilley, Receiver
1965, Consensus
1964, second-team United Press International

Drane Scrivener, Safety
1972, National Enterprises Association

Jerry Ostroski, Offensive Guard
1991, Associated Press, U.S. Football Writers, The Sporting News; and, second-team by United Press International

Ashlan Davis, KO Returner
2004, Pro Football Weekly, Sports Illustrated.com, Rivals.com; and, second-team by The Sporting News, Walter Camp Foundation

Garrett Mills, Tight End
2005, CBSSportsLine.com, Sports Illustrated.com, ESPN.com; second-team by Walter Camp Foundation, NFLDraftscout.com; and, third-team by Associated Press

Second Team All-America

John Simmons, Receiver
1963, Associated Press

Billy Guy Anderson, Quarterback
1965, United Press International

Ken Duncan, Punter
1970, Sporting News

Ralph McGill, Defensive Back
1971, National Enterprises Association

Steve Shores, Tight End
1972, Detroit Sports Extra

Steve Largent, Receiver
1975, Associated Press

Rick Engles, Punter
1975, Sporting News

Jimmie Stewart, Defensive Back
1976, Associated Press

Lovie Smith, Defensive Back
1978, Associated Press

Don Blackmon, Defensive End
1978 and '80 Associated Press

Dan Bitson, Receiver
1988, Sporting News
1989, Associated Press

Mark Govi, Offensive Guard
1992, Sporting News

Chris Penn, Receiver
1993, Associated Press and third-team by Football News

Damaris Johnson, All-Purpose Player
2010, Associated Press and SI.com

Third Team All-America

Al Humphrey, Linebacker
1975, Associated Press

Steve August, Offensive Tackle
1976, Associated Press

Doug Panfil, Offensive Tackle
1978, Associated Press

Reno Hutchins, Defensive Back
1981, Associated Press

Sid Abramowitz, Offensive Tackle
1982, Associated Press

Nate Harris, Defensive Back
1984, Associated Press

Freshman All-America Team

Nick Bunting, Linebacker, 2003
Scripps/FWAA (First Team); CollegeFootballNews.com (Second Team); CollegeSportsReport.com (True Freshman Team)

Charles Clay, Fullback, 2007
Rivals.com (Second Team)

Trae Johnson, Receiver, 2007
CollegeFootballReport.com (True Freshman Team); CollegeFootballNews.com (Second Team)

Tyler Holmes, Offensive Tackle, 2008
CollegeFootballNews.com (Second Team)

Damaris Johnson, KOR/Receiver, 2008
FWAA, The Sporting News, Rivals.com (First Team); Phil Steele's (Second Team)

Marco Nelson, DB, 2010
FWAA (First Team), Phil Steele's (Third Team)

Shawn Jackson, LB, 2010
Phil Steele's (Second Team)

Senior All-America Team

David Fuess, Placekicker, 1989
Independent Insurance Agents of America

Academic All-America

Howard Twilley, Receiver, 1964, '65

Mack Lancaster, Defensive Tackle, 1974

David Millwee, Center, 1995; First-team GTE/CoSIDA

Levi Gillen, Safety, 1996 and 1997;
First-team GTE/CoSIDA

Drew McLaughlin, Defensive End, 2001; First-team Verizon/CoSIDA

Michael Dulaney, Linebacker, 2002; Second-team Verizon/CoSIDA

Garrett Mills, Tight End, 2005; First-team ESPN The Magazine/CoSIDA

Paul Smith, Quarterback, 2006; Second-team ESPN The Magazine/CoSIDA; 2007 First-team ESPN The Magazine/CoSIDA

Strength & Conditioning All-America

Steve Nicholson, Center (1979)

Stan Fields, Center (1985)

Jerry Ostroski, Offensive Guard (1991)

Barry Minter, Linebacker (1992)

Sedric Clark, Defensive End (1995)

Muadianvita Kazadi, Linebacker (1996)

Corey Brown, Receiver (2000)

Kevin Shaffer, Offensive Tackle (2001)

Sam Rayburn, Defensive Tackle (2002)

Austin Chadwick, Offensive Tackle (2003)

Wuerffel Trophy Award Winner

Paul Smith, Quarterback, 2007

Heisman Trophy Voting

Glenn Dobbs, Halfback
1942, 9th place (*Winner - Frank Sinkwich, Halfback, Georgia*)

Jerry Rhome, Quarterback
1964, Runner-up (*Winner - John Huarte, Quarterback, Notre Dame*)

Howard Twilley, Receiver
1965, Runner-up (*Winner - Mike Garrett, Halfback, Southern Cal*)

National Collegiate Player of the Year Awards

Jerry Rhome, Quarterback
1964 Back of the Year (*Knute Rockne Club Academy of Sports, Washington Touchdown Club and Associated Press*)

Howard Twilley, Receiver
1965 Lineman of the Year (*United Press International*)

FedEx Orange Bowl/FWAA Courage Award Winner

Wilson Holloway, Offensive Tackle, 2008

National Football Foundation Scholar-Athlete Award Winners and Draddy Trophy Finalists

Garrett Mills, Tight End, 2005

Paul Smith, Quarterback, 2007

College Football Hall of Fame Inductees

Francis Schmidt, Coach (1919-21)
inducted in 1971

Glenn Dobbs, Halfback (1940-42)
inducted in 1980

Howard Twilley, Receiver (1963-65)
inducted in 1992

Jerry Rhome, Quarterback (1963-64)
inducted in 1998

John Cooper, Head Coach (1977-84)
inducted in 2009

Pro Draftees

The initial draft was held February 8, 1936. Below are Tulsa's draftees since the first draft. Free agents are also included.

2012

Tyler Holmes (Minnesota Vikings, FA)
Damaris Johnson (Philadelphia Eagles, FA)
G.J. Kinne (New York Jets, FA)
Tyrunn Walker (New Orleans Saints, FA)

2011

Charles Clay (Miami Dolphins, 6th round)

2010

John Destin (Buffalo Bills, FA)

2009

Brennan Marion (Miami Dolphins, FA)

2008

Chris Chamberlain (St. Louis Rams, 7th round)
Alain Karatepeyan (Dallas Cowboys, FA)
Paul Smith (Jacksonville Jaguars, FA)

2007

Bobby Blackshire (Baltimore Ravens, FA)
Nick Graham (Philadelphia Eagles, FA)
Jon Hameister-Ries (Arizona Cardinals, FA)

2006

Garrett Mills (New England Patriots, 4th round)
Ashlan Davis (Indianapolis Colts, FA)

2005

Montiese Culton (Indianapolis Colts, FA)

2004

James Kilian (Kansas City Chiefs, 7th round)
Romby Bryant (Atlanta Falcons, FA)

2003

Sam Rayburn (Philadelphia Eagles, FA)

2002

Kevin Shaffer (Atlanta Falcons, 7th round)
Donald Shoals (Indianapolis Colts, FA)

2001

Corey Brown (Atlanta Falcons, FA)
Pete Muther (Kansas City Chiefs, FA)

2000

Todd Franz (Detroit Lions, 5th round)
Damon Savage (Miami Dolphins, FA)

1999

Wes Caswell (Indianapolis Colts, FA)
Tim Martin (New England Patriots, FA)
Jason Mills (New York Jets, FA)

1998

Terrance Joseph (San Diego Chargers, FA)
Michael Ruhl (Tampa Bay Buccaneers, FA)

1997

Muadianvita Kazadi (St. Louis Rams, 6th round)
Dunstan Anderson, Miami Dolphins, FA)
Brian Newnam (Tampa Bay Bucs, FA)

1996

Sedric Clark (Oakland Raiders, 7th round)

1994

Chris Penn (KC Chiefs, 3rd round)
Gus Frerotte (Wash. Redskins, 7th round)

1993

Barry Minter (Dallas Cowboys, 6th round)

1992

Tracy Scroggins (Detroit Lions, 2nd round)
Fallon Wacasey (Dallas Cowboys, 6th Rd)
T.J. Rubley (Los Angeles Rams, 9th round)
Jerry Ostroski (Kansas City Chiefs, 10th Rd)

1989

Dennis Byrd (New York Jets, 2nd round)
Richard Stephens (Cincy Bengals, 9th round)

1988

Donnie Dee (Indianapolis Colts, 11th round)
Kevin Lilly (San Francisco 49ers, FA)

1987

David Alexander (Phila. Eagles, 5th Round)
Steve Gage (Washington Redskins, 6th round)
Chris Pike (Philadelphia Eagles, 6th round)
Charles Wright (St. Louis Cardinals, 10th Rd)
Tim Gordon (Atlanta Falcons, FA)
Jason Staurovsky (New England Patriots, FA)

1986

Mike Williams (Pittsburgh Steelers, 12th Rd)
Gordon Brown (Pittsburgh Steelers, FA)

1985

Albert Myres (Los Angeles Raiders, 10th Rd)
Dean Hamel (Washington Redskins, 12th Rd)
Byron Jones (Minnesota Vikings, 12th round)
Nate Harris (Denver Gold, USFL)

1984

Michael Gunter (Tampa Bay Bucs, 4th round)
Tom Baldwin (New York Jets, 9th round)

1983

Sid Abramowitz (Baltimore Colts, 5th round)
Stu Crum (New York Jets, 12th round)
Kirk Phillips (Dallas Cowboys, FA)
Ken Lacy (Michigan Panthers, USFL)

1982

Bill Purifoy (Dallas Cowboys, 7th round)
Eugene Williams (Seattle Seahawks, 7th round)

1981

Don Blackmon (NE Patriots, 4th round)
Denver Johnson (Tampa Bay Bucs, 8th round)
Paul Johns (Seattle Seahawks, FA)

1980

Quinn Jones (Atlanta Falcons, 12th round)

1979

Rickey Watts (Chicago Bears, 2nd round)
Eddie Hare (Boston Patriots, 4th round)
Doug Panfil (New Orleans Saints, 8th round)
Dave Rader (San Diego Chargers, 11th round)
Charles Washington (Kansas City Chiefs, FA)

1977

Steve August (Seattle Seahawks, 1st round)
Jim Stewart (New Orleans Saints, 8th round)
Giles Alexander (Boston Patriots, 10th round)
I.V. Wilson (Seattle Seahawks, 12th round)
Thomas Bailey (Dallas Cowboys, FA)
Wade Bosarge (Miami Dolphins, FA)
Cornell Webster (Seattle Seahawks, FA)

1976

Jeb Blount (Oakland Raiders, 2nd round)
Wes Hamilton (Minnesota Vikings, 3rd Rd)
Rick Engles (Seattle Seahawks, 3rd round)
Greg Fairchild, (Cincinnati Bengals, 4th Rd)
Steve Largent (Houston Oilers, 4th round)
Jessie Green (Green Bay Packers, 10th round)
Bernie Head (Miami Dolphins, 13th round)
Buddy Tate (Oakland Raiders, 17th round)

1975

Al Humphrey (Pittsburgh Steelers, 8th round)
Leonard Isabell (Miami Dolphins, 13th round)
Mark Lancaster (Detroit Lions, 17th round)
Ricky Childers (Kansas City Chiefs, FA)

1974

Danny Colbert (San Diego Chargers, 9th Rd)
Ray Rhodes (New York Giants, 10th round)
T.C. Blair (Detroit Lions, 11th round)

1973

Drane Scrivener (Dallas Cowboys, 4th round)
Arthur Moore (San Francisco 49ers, 6th Rd)
Ed White (Denver Broncos, 13th round)
Drew Pearson (Dallas Cowboys, FA)
George Haynes, Pittsburgh Steelers, FA)
Steve King (Boston Patriots, FA)
Steve Shores (Pittsburgh Steelers, FA)

1972

Ralph McGill (San Francisco 49ers, 2nd Rd)
Jean Barrett (San Francisco 49ers, 2nd Rd)
Jim Butler (Houston Oilers, 10th round)
James Shaw (San Diego Chargers, 16th Rd)
Dick Blanchard (Boston Patriots, FA)

1971

Josh Ashton (Boston Patriots, 9th round)
Ken Duncan (Minnesota Vikings, 17th round)

1970

Doug Wyatt (New Orleans Saints, 17th Rd)
Rick Arrington (Philadelphia Eagles, FA)

1969

Al Jenkins (Cleveland, 3rd round)
Chuck Reynolds (Cleveland, 8th round)
Mike Stripling (Cincinnati, 9th round)
Brant Conley (Boston, 15th round)

**1968**

Willie Crittendon (New Orleans, 4th round)
Rick Eber (Atlanta, 6th round)
Karl Henke (New York Jets, 8th round)
Joe Blake (New Orleans, 9th round)
Gary McDermott (Buffalo, 9th round)
Greg Barton (Detroit, 9th round)
Bob Joswick (Miami, 13th round)

1967

Don Bandy (Washington, 6th round)
Neal Sweeney (Denver, 6th round)
Milt Jackson (San Francisco, 7th round)
Charlie Hardt (Minnesota, 13th round)

1966

NFL
Willie Townes (Dallas, 2nd round)
Richard Tyson (Los Angeles Rams, 3rd Rd)
John Osmond (Philadelphia, 10th round)
Howard Twilley (Minnesota, 14th round)
Bud Harrington (Los Angeles Rams, 20th Rd)

AFL

Willie Townes (Boston, 1st round)
Richard Tyson (Oakland, 4th round)
John Osmond Kansas City, 6th round)
Bud Harrington (Denver, 9th round)
Howard Twilley (Miami, 12th round)

1965

NFL
Bob Breitenstein (Washington, 2nd round)
Jeff Jordan (Minnesota, 8th round)
Gary Porterfield (Dallas, 14th round)
Charlie Brown (Los Angeles Rams, 16th Rd)
Billy Guy Anderson (L.A. Rams, 19th round)

AFL

Bob Breitenstein (Denver, 5th round)
Charlie Brown (Boston, 9th round)
Billy Guy Anderson (Houston 11th round)
Jeff Jordan (Denver, 15th round)
Gary Porterfield (Oakland, 17th round)

1964

NFL
Bob Daugherty (San Francisco 49ers, 8th Rd)
Jerry Rhome (Dallas, 13th round)
Van Burkleo (Dallas, 15th round)
Edwin Dukes (Washington, FA)

AFL

Bob Daugherty (San Diego, 16th round)
Van Burkleo (San Diego, 24th round)
Jerry Rhome (New York Jets, 25th round)

1963

NFL
Tony Liscio (Green Bay, 3rd round)
John Simmons (Green Bay 6th round)
Ken Reed (San Francisco, 17th round)

AFL

John Simmons (Buffalo, 14th round)
Tony Liscio (New York Titans, 10th round)

1962

AFL
Joe Wayne Brooks (Denver, FA)

1961

NFL
Joe Novsek (Baltimore, 19th round)

AFL

Joe Novsek (Oakland, 17th round)
Jack Kreider (Houston, 25th round)

1960

AFL
Chuck Janssen (Los Angeles Chargers)

1959

Opie Bandy (Baltimore, 18th round)

1957

Dick Hughes (Pittsburg, 11th round)
Ronnie Morris (New York Giants, 19th round)

1954

Tom Miner (Pittsburgh, 3rd round)
Dick Kercher (Detroit, 6th round)
Ted Connolly (San Francisco, 9th round)
Ed Hughes (Los Angeles Rams, 10th round)

1953

Marvin Matuszak (Pittsburgh, 3rd round)
Bob St. Clair (San Francisco, 3rd round)
Willie Roberts (Los Angeles Rams, 4th round)
Howard Waugh (Los Angeles Rams, 6th Rd)
Jim Prewett (Baltimore, 8th round)
Floyd Harrawood (Green Bay, 9th round)
Kaye Vaughan (Baltimore, 12th round)
Ronnie Morris (Chicago Cardinals, 13th Rd)
Gene Helwig (Green Bay, 15th round)

1952

Jim Beasley (San Francisco, 6th round)
Jake Roberts (Los Angeles Rams, 12th round)
Bob Stringer (Philadelphia, 14th round)

1951

Jack Crocher (Cleveland, 20th round)
Hardy Brown (San Francisco, 21st round)
S.J. Whitman (Chicago Cardinals, 22nd Rd)
Fred Smith (Pittsburgh, 29th round)

1950

Russ Frizzell (Cleveland, 8th round)

1949**NFL**

Jim Finks (Pittsburgh, 12th round)
Paul Barry (Los Angeles Rams, 13th round)
Jimmy Ford (Green Bay, 24th round)

AAFC

Jim Finks (Chicago Hornets, 4th Rd)

1948**NFL**

J.R. Boone (Chicago Bears, 22nd round)
Don Sharp (Green Bay, 28th round)
Bobby Jack Stuart (Los Angeles Rams, 27th Rd)
A.B. Kitchens (Philadelphia, 28th round)

1947**NFL**

Nelson Greene (New York Giants, 5rd round)
Jerry D'Arcy (Philadelphia, 12th round)
Hardy Brown (New York Giants, 12th round)
Hardin Cooper (Chicago Cardinals, 13th Rd)
Joe Haynes (Philadelphia, 23rd round)

AAFC

Cal Richardson (Buffalo, special selection)
Clyde LeForce (San Francisco, 1st round)

1946

Felto Prewitt (Philadelphia, 6th round)
Homer Paine (Philadelphia, 14th round)
Allen Smith (Philadelphia, 17th round)
Tom Worthington (Chicago Cardinals, 25th Rd)
Bob Verkins (Pittsburgh, 25th round)
Barney White (New York Giants, 26th round)

1945

Clyde Goodnight (Green Bay, 3rd round)
Al Kowalski (Los Angeles, 5th round)
Glen Burgeis (Chicago Bears, 7th round)
Ellis Jones (Boston, 8th round)
Toby Collins (Green Bay, 8th round)
Clyde LeForce (Detroit, 19th round)
Nolan Luhn (Green Bay, 25th round)
Dell Taylor (Detroit, 27th round)

1944

Sax Judd (Chicago Cardinals, 3rd round)
C.B. Stanley (Chicago Bears, 6th round)
Carl Buda (Pittsburgh, 11th round)
Sam Gray (Pittsburgh, 12th round)
Bobby Dobbs (Chicago Cardinals, 13th round)
Johnny Green (Philadelphia, 16th round)
Charley Mitchell (Chicago Bears, 28th round)

1943

Glenn Dobbs (Chicago Cardinals, 1st round)
N.A. Keithley (New York Giants, 16th round)
Cal Purdin (Chicago Cardinals, 25th round)
Maurice Hail (New York Giants, 26th round)

1942

Charley Greene (Pittsburgh, 6th round)
Wayne Holt (Pittsburgh, 13th round)
Glenn Henicle (Cleveland, 16th round)

1941

Bill Grimmett (Washington, 9th round)
Lee Gentry (Washington, 22nd round)

1940

John McKibben (New York Giants, 11th round)
Othel Turner (New York Giants, 15th round)

1939

Morris White (Philadelphia, 19th round)

1937

Ham Harmon (Chicago Cardinals, 5th round)
Les Chapman (Green Bay, 8th round)

1936

Tack Dennis (Chicago Cardinals, 7th round)

Hurricane in All-Star Games

Blue-Gray Game

Montgomery, AL

(played in December)

1941	Charles H. Green, T
1942	Glenn Dobbs, HB
1944	Perry Moss, B
1967	Gary McDermott, TB Carl Martin, OT Rick Eber, E
1968	Chuck Reynolds, C
1971	Jean Barrett, OT
1972	Drane Scrivener, DB
1980	Charles Caufield, DB Don Blackmon, DE
1981	Bill Purifoy, DL
1982	Sid Abramowitz, OL Ken Lacy, RB
1983	Micheal Gunter, RB
1985	Joe Dixon, DT
1987	Donnie Dee, DE/TE
1988	Dennis Byrd, DT
1989	David Fuess, K
1992	Ron Jackson, RB
1993	Gus Frerotte, QB Chris Penn, WR
1995	Sedric Clark, DE David Millwee, C
1996	Brian Newnam, OG
1999	Todd Franz, DB

East-West Shrine Game

San Francisco, CA

(played in January)

1931	Ishmael Pilkington, B
1934	Roy Berry, HB
1940	Elmer Gentry, QB
1946	Clyde LeForce, B
1947	Nelson Greene, T
1948	Jim Finks, B
1970	Ralph McGill, DB
1972	Danny Colbert, DB
1975	Wes Hamilton, OG
1976	Steve August, OL Wade Bosarge, DB
1982	Sid Abramowitz, OL
1985	Gordon Brown, RB
1986	David Alexander, OL
1988	Dennis Byrd, DT
1991	Tracy Scroggins, OLB
1993	Chris Penn, WR
1997	Michael Ruhl, OT
2007	Paul Smith, QB (played in Houston)

North-South All-Star Classic

Houston, Texas

(played in January)

2006	Nick Graham, DB
------	-----------------

Senior Bowl

Mobile, AL

(played in January)

1958	Opie Bandy, E
1964	Bob Breitenstein, G Gary Porterfield, E
1965	Billy Anderson, QB Bob Daugherty, B John Osmond, C Howard Twilley, E (MVP) Richard Tyson, T
1967	Rick Eber, E
1973	Ralph McGill, DB
1975	Steve Largent, WR
1976	Steve August, OL Ronnie Hickerson, QB
1981	Bill Purifoy, DL
1982	Sid Abramowitz, OL Stu Crum, K
1983	Micheal Gunter, RB
1986	David Alexander, OL Steve Gage, QB/DB
1991	Todd McGuire, C Jerry Ostroski, OL
1992	Barry Minter, LB
1995	Sedric Clark, DE David Millwee, C
2005	Garrett Mills, TE
2010	Charles Clay, H-B/FB

Hula Bowl

Honolulu, HI

(played in January)

1964	Jerry Rhome, QB Jeff Jordan, E (MVP)
1969	Doug Wyatt, K
1991	Tracy Scroggins, OLB
1995	Mark DeLozier, P
1997	Michael Ruhl, OT
1999	Todd Franz, DB
2000	Corey Brown, WR
2007	Paul Smith, QB

Texas vs. The Nation

All-Star Challenge

Houston, Texas

(played in January)

2008	Tarrion Adams, RB Moton Hopkins, DE David Johnson, QB
------	---

Gridiron Classic

Orlando, FL

(played in January)

2003	Romby Bryant, WR
------	------------------



CHARLES CLAY

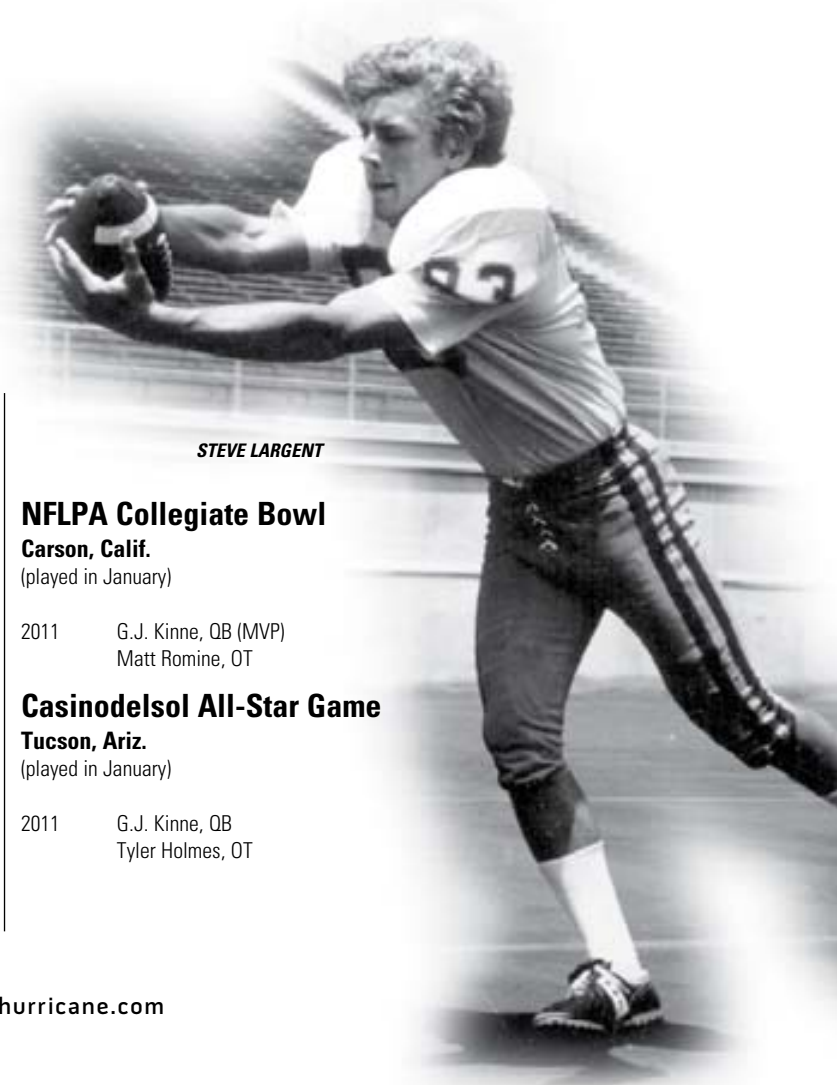
Current Tulsa Players in the NFL

CHRIS CHAMBERLAIN (LB) • New Orleans Saints

Drafted in the seventh round by the St. Louis Rams in 2008. Signed as a free agent with the New Orleans Saints in 2012.

CHARLES CLAY (H-B/FB) • Miami Dolphins

Drafted in the sixth round by the Miami Dolphins in 2011.



STEVE LARGENT

NFLPA Collegiate Bowl

Carson, Calif.

(played in January)

2011	G.J. Kinne, QB (MVP) Matt Romine, OT
------	---

Casinodelsol All-Star Game

Tucson, Ariz.

(played in January)

2011	G.J. Kinne, QB Tyler Holmes, OT
------	------------------------------------



Conference History

In the early years, Tulsa competed in the Oklahoma Collegiate Conference for 11 seasons. Tulsa posted a 46-7-4 record and won five league titles. The Hurricane spent four seasons as members of the Big Four Conference, winning three conference championships while registering a 12-1-1 mark.

From 1935 to 1985, The University of Tulsa competed for the Missouri Valley Conference football championship. After becoming a member of the conference in 1934, Tulsa proceeded to win the league championship its first four years and eight of its first nine years in the conference.

In 50 years of competition in the Missouri Valley Conference, Tulsa won more conference championships than any other team in the history of the league. TU has to its credit 25 Missouri Valley Conference titles, including 19 outright titles and six co-championships.

Following the 1985 season, Tulsa withdrew its football membership from the Missouri Valley Conference. The league then closed down its operation of football as a conference sport. Before leaving the MVC, Tulsa won the final six league championships (1980-1985).

Tulsa played as an independent for 10 seasons before becoming a member of the Western Athletic Conference (WAC) beginning with the 1996 season, while the 2004 campaign was the last in the WAC for the Hurricane. Tulsa's best finish in nine years in the WAC was second place with a 6-2 league record in 2003.

The 2005 season was the first for Tulsa in Conference USA, and the Golden Hurricane responded that season by winning the school's first conference title since 1985.

Oklahoma Collegiate Conference (1914-28)

Year	W	L	T	Place
1914	3	2	0	3rd
1915	4	1	1	2nd
1916	4	0	0	1st
1917	did not compete			
1918	did not compete			
1919	5	0	1	1st
1920	6	0	1	1st
1921	5	1	0	2nd
1922	4	0	0	1st
1923	did not compete			
1924	did not compete			
1925	4	0	0	1st
1926	5	1	0	2nd
1927	3	1	1	2nd
1928	3	1	1	2nd
Total	46	7	4	5 titles (.842)

Big Four Conference (1929-32)

Year	W	L	T	Place
1929	4	0	1	1st
1930	3	0	0	1st
1931	2	1	0	2nd
1932	3	0	0	1st
Total	12	1	1	3 titles (.893)

Missouri Valley Conference (1935-85)

Year	W	L	T	Place	Champion
1935	3	0	0	1st (tie)	Tulsa, Washington
1936	3	0	0	1st (tie)	Tulsa, Creighton
1937	3	0	0	1st	Tulsa
1938	3	1	0	1st	Tulsa
1939	2	1	1	3rd	Washington
1940	4	0	0	1st	Tulsa
1941	4	0	0	1st	Tulsa
1942	5	0	0	1st	Tulsa

1943	1	0	0	1st	Tulsa
1944	0	1	0	2nd	Oklahoma A&M
1945	2	1	0	2nd	Oklahoma A&M
1946	3	0	0	1st	Tulsa
1947	3	0	0	1st	Tulsa
1948	0	1	1	4th	Oklahoma A&M
1949	1	2	1	5th	Detroit
1950	3	0	1	1st	Tulsa
1951	4	0	0	1st	Tulsa
1952	3	1	0	2nd	Houston
1953	1	3	0	4th	Detroit, Oklahoma A&M
1954	0	4	0	4th	Wichita State
1955	1	3	0	4th (tie)	Detroit, Wichita State
1956	2	1	1	2nd (tie)	Houston
1957	2	3	0	3rd	Houston
1958	2	2	0	3rd (tie)	North Texas
1959	2	2	0	3rd	Houston, North Texas
1960	2	1	0	2nd	Wichita State
1961	1	2	0	2nd (tie)	Wichita State
1962	3	0	0	1st	Tulsa
1963	2	2	0	3rd (tie)	Cincinnati, Wichita State
1964	3	1	0	2nd	Cincinnati
1965	4	0	0	1st	Tulsa
1966	3	1	0	1st (tie)	Tulsa, North Texas
1967	3	1	0	2nd	North Texas
1968	2	3	0	3rd	Memphis State
1969	1	4	0	6th	Memphis State
1970	3	1	0	2nd	Louisville
1971	3	2	0	2nd (tie)	Memphis State
1972	3	2	0	3rd (tie)	Drake, Louisville, W. Texas
1973	5	1	0	1st (tie)	Tulsa, North Texas
1974	6	0	0	1st	Tulsa
1975	4	0	0	1st	Tulsa
1976	2	1	1	1st (tie)	Tulsa, New Mexico State
1977	2	3	0	4th (tie)	West Texas State
1978	4	1	0	2nd	New Mexico State
1979	did not compete for the league title				
1980	4	1	0	1st	Tulsa
1981	5	1	0	1st (tie)	Tulsa, Drake
1982	6	0	0	1st	Tulsa
1983	5	0	0	1st	Tulsa
1984	5	0	0	1st	Tulsa
1985	5	0	0	1st	Tulsa
Total	143	54	6	25 titles (.719)	

Western Athletic Conference (1996-04)

Year	W	L	T	Place	Champion
1996	2	6	0	7th (Mountain)	Brigham Young*
1997	2	6	0	7th (Mountain)	Colorado State*
1998	2	6	0	7th (Mountain)	Air Force*
1999	1	6	0	8th	Hawaii, TCU
2000	4	4	0	5th	TCU, UTEP
2001	0	8	0	10th	Louisiana Tech
2002	1	7	0	Tie-9th	Boise State
2003	6	2	0	2nd	Boise State
2004	3	5	0	6th	Boise State
Total	21	50	0	0 titles (.296)	

*Won WAC Championship Game

Conference USA (2005-present)

Year	W	L	T	Place	Champion
2005	6	2	0	1st (West)	Tulsa*
2006	5	3	0	3rd (West)	Houston*
2007	6	2	0	1st (West)	UCF*
2008	7	1	0	1st (West)	East Carolina*
2009	3	5	0	T3rd (West)	East Carolina*
2010	6	2	0	T1st (West)	UCF*
2011	7	1	0	2nd (West)	Southern Miss*
Totals	40	16	0	4 titles (.675) - 3 West Division Titles/1 Shared West Division Title/1 Overall Title	

*Won C-USA Championship Game

All-Missouri Valley Conference Selections

1935

Ham Harmon, C
Red Chapman, T
Harold Wickersham, HB
Tack Dennis, FB

1936

Red Chapman, T
Ham Harmon, C
Tudor Jones, QB
Morris White, HB

1937

Buster Baze, E
George Adams, C
Lester Graham, G
Curly Hayes, E
Morris White, QB

1938

Calvin Thomas, T
Forrest Gregory, G
John McKibben, E
Tommy Thompson, QB

1939

Leo Sas, G

1940

Charles Greene, T
Rich Morgan, C
Bill Grimmett, E
Glenn Dobbs, QB
Lester Moore, FB

1941

Elston Campbell, E
Rich Morgan, C
Charles Greene, T
Sax Judd, E
Glenn Dobbs, B
N. A. Keithly, B

1942

Sax Judd, E
Homer Paine, T
Maurice Hail, G
Charles Spilman, C
Glenn Dobbs, B
Calvin Purdin, WB

1945

Dick Moseley, E
Forrest Griggs, T
Bob Hellinghausen, C
C. B. Stanley, T
Hardy Brown, B
Camp Wilson, B

1946

Nelson Greene, T
Bob Hellinghausen, C
Vic Jordan, G
Harden Cooper, T
Bill Kemplin, E

Clyde LeForce, B
Hardy Brown, B

1947

Nelson Greene, T
Ralph Detwiller, G
Bill Cagle, C
Arnold Burrough, G
Jimmy Finks, B
J. R. Boone, B

1948

Jimmy Finks, B

1950

Dave Rakestraw, T
Jim Beasley, C
Fred Smith, E
Ronnie Morris, B
J. C. Roberts, B

1951

Tom Miner, E
Jim Prewitt, T
Jim Beasley, C
Marvin Matuszak, G
Ronnie Morris, B
Howard Waugh, B

1952

Willie Roberts, E
Marvin Matuszak, G
Ronnie Morris, B
Dick Kercher, B
Howard Waugh, B

1953

Tom Miner, E

1955

Chuck Yonker, T

1956

Max Black, C
Dean Slayton, T
Dick Hughes, B

1957

Dick Brown, E
Opie Bandy, T
Ronnie Morris, B

1958

Dick Brown, E
Opie Bandy, T
Ronnie Morris, B
Bob Brumble, B

1959

Joe Novsek, T
Chuck Jansen, G
Jerry Keeling, QB
Bob Brumble, FB

1960

Buddy Kelly, E
Jack Murphy, T
Mack Reeves, G
Jerry Keeling, QB

1961

Joe Novsek, T
Kenny Reed, G
Bo Bolinger, FB

1962

John Simmons, E
Tony Liscio, T
Kenny Reed, G
Dan Howard, C
Stuart McBirnie, FB

1963

John Simmons, E
Stu Stewart, G
Jeff Jordan, WB
Jerry Rhome, QB

1964

Howard Twilley, E
Jerry Rhome, QB
John Osmond, C
Mark Maddox, E
Bob Daugherty, HB
Willie Townes, DT
Dwight Claxton, LB
Jeff Jordan, HB
Eddie Dukes, MG
Gary Porterfield, DE
Ernie Riera, OG
Bob Breitenstein, OT

1965

Howard Twilley, E
Richard Tyson, OG
John Osmond, C
Joe Brooks, OT
Bill Anderson, QB
Neal Sweeney, FL
Willie Townes, DT
Tom McGuire, DT
Sheldon Moomaw, DG
Dwight Claxton, LB
Darrell Wolff, LB
Charles Hardt, DB

1966

Dan Bandy, OT
Gene Lakusiak, FB
Bob Junko, LB
Milt Jackson, DB

1967

Willie Crittendon, DT
Rick Eber, B
Bob Junko, LB
Carl Martin, T
Doug Wyatt, DB

1968

Luke Blair, LB
Doug Wyatt, DB

1969

Luke Blair, LB
Doug Wyatt, DB

1970

Josh Ashton, HB
Chuck Cummins, DT

1971

Gary Christensen, OT
Jean Barrett, OT
Jim Butler, TE
Sam Henry, K
Dick Blanchard, LB
Ralph McGill, DB

1972

Drane Scrivener, DB
Arthur Moore, DT

1973

Danny Colbert, DB
Al Humphrey, LB
Ken Thomas, DG
T.C. Blair, TE
Scott Marquis, OT
Freddie Carolina, HB
Arthur Bennett, K

1974

Arthur Bennett, K
Jeb Blount, QB
Steve Largent, OE
Wes Hamilton, OG
Greg Fairchild, OT
Al Humphrey, LB
Byron Franklin, LB
Ken Thomas, DG
Mack Lancaster, DT
Buddy Tate, DB

1975

Ken Steinke, TE
Steve Largent, WR
Wes Hamilton, OG
Bernie Head, C
Jeb Blount, QB
Carlisle Cantrell, RB
Jim Kasper, DT
Greg Fairchild, DT
Byron Franklin, LB
Kevin Black, DB
Buddy Tate, DB
Rick Engles, P

1976

Ron Henderson, QB
Steve August, OT
Cornell Webster, WR
Marcus Hatley, TE
Mel McGowen, DE

Bob Mogelnicki, C
I.V. Wilson, DT
Giles Alexander, DT
Jim Stewart, DB
Steve Cox, K

1977

Marcus Hatley, TE
Eddie Hare, P
Lovie Smith, DB
Harold Hamilton, OT

1978

Rickey Watts, WR
Doug Panfil, OT
Steve Nicholson, C
Don Blackmon, DE
Lovie Smith, DB
Eddie Hare, P

1979

Don Blackmon, DE
Lovie Smith, DB
Stu Crum, PK
Steve Nicholson, C
Robert Tennon, LB

1980

Denver Johnson, OT
Chris Kelly, OG
Don Blackmon, DE
Robert Tennon, LB
Charles Caufield, DB
Reggie Epps, LB
Kenneth Lacy, RB

1981

Sid Abramowitz, OT
Kurt Nichols, C
Willis Carolina, NG
George Gilbert, OT
Reno Hutchins, DB

1982

Sid Abramowitz, OT
Steve Cox, OG
David Imes, C
Kirk Phillips, SE
Micheal Gunter, RB
Ken Lacy, FB
Stu Crum, PK
Kevin Lilly, DT
Cliff Abbott, LB
Brent Dennis, DB
Steve Cook, P

1983

Cliff Abbott, LB
Tom Baldwin, DT
Brent Dennis, DB
Micheal Gunter, RB
Byron Jones, DE
John Kasperski, OG
Rod Patten, OT
David Pearson, C

**1984**

David Alexander, OT
Gordon Brown, RB
Joe Dixon, DT
Nate Harris, DB

Byron Jones, DE
John Kasperski, OG
Ronnie Kelley, FL
Kevin Lilly, DE
Albert Myres, DB
Xavier Warren, LB

1985

David Alexander, OG
Gordon Brown, RB
Joe Dixon, DT
Doug Desherow, DB

Steve Gage, QB
Kevin Lilly, DE
Mike Williams, OLB

All-Western Athletic Conference Selections

1996**First Team**

Salifu Abudulai, DE
James Anderson, PK
Brian Newnam, OG

Second Team

Jeremy Bunch, S
Wes Caswell, WR
Muadianvita Kazadi, LB

Honorable Mention

Terrance Joseph, CB
Reggie Williams, RB

Academic

Wade Clark, Jr., DB
Levi Gillen, Jr., DB
Asher Ladner, So., DB
Pete Muther, Fr-RS, TE
Anthony Ratica, Fr-RS., OL

1997**First Team**

Charlie Higgins, RB
Michael Ruhl, OT
Damon Savage, WR

Second Team

Levin Gillen, DB

Honorable Mention

Jason Jacoby, KOR
Rich Young, LB

Academic

Wade Clark, Sr., DB
Zac Craig, Fr-RS, DL
Levi Gillen, Sr., DB
Asher Ladner, Jr., DB
Pete Muther, So., TE
Anthony Ratica, So., OL
Steve Schiller, Fr-RS, OL

1998**First Team**

Jason Mills, OT

Second Team

Wes Caswell, WR
Todd Franz, CB

Honorable Mention

Ryan Farley, DT
John Mosley, KOR
Neil Whitworth, DE

Academic

Philip Abode, So., LB
Keith Carey, So., DL
Ryan Cook, Fr-RS, LB
Asher Ladner, Sr., DB
Andrew LeCrone, Jr., WR
Drew McLaughlin, Fr-RS, TE
Pete Muther, Jr., TE
Anthony Ratica, Jr., OL
Steve Schiller, So., OL

1999**First Team**

Todd Franz, CB

Second Team

Damon Savage, WR
John Mosley, RB
Ashon Farley, LB

Honorable Mention

Pete Muther, TE
Steve Schiller, C
Steve Wiedower, OG

Academic

Philip Abode, Jr., LB
Keith Carey, Jr., DL
Ryan Cook, So., LB
Zac Craig, Jr., DL
Don Douglass, Sr., OL
Sam Duregger, So., WR
Chris Earnest, So., PK
Gavin Engle, Jr., DB
Andrew LeCrone, Sr., WR
Drew McLaughlin, So., DL
Dani Mouri, Jr., LB
Pete Muther, Sr., TE
Anthony Ratica, Sr., OL
Steve Schiller, Jr., OL
Ricky Tallant, Fr-RS, PK
Andy Taylor, Sr., DL
Kirk Walters, So., QB

2000**First Team**

Donald Shoals, WR/PR

Honorable Mention

Chris Earnest, PK
Ashon Farley, LB
CJ Scott, CB
Steve Wiedower, OG

Academic

Josh Blankenship, So., QB
Ryan Cook, Jr., LB
Chris Earnest, Jr., PK
Gavin Engle, Sr., DB
Andrew LeCrone, Sr., WR
Drew McLaughlin, Jr., DE
Dani Mouri, Sr., LB
Steve Schiller, Sr., OL

2001**Second Team**

Drew McLaughlin, DE

Honorable Mention

Michael Dulaney, LB
Sam Rayburn, DT
Jarrod Roach, TE
Eric Richardson, RB
Kevin Shaffer, OT
Donald Shoals, WR

Academic

Philip Abode, Sr., LB
Matt Black, So., OL
Michael Dulaney, Jr., LB
Chris Earnest, Sr., PK
James Kilian, Fr-RS, QB
Max Kraus, So., DB
Drew McLaughlin, Sr., DL
Zach Newby, Fr-RS, OL

2002**First Team**

Sam Rayburn, DT

Honorable Mention

Michael Dulaney, LB
Jermaine Landrum, PR
Eric Richardson, RB
Anthony Taylor, C
Jeff Thibodeaux, FS

Academic

Matt Black, Jr., OG
Caleb Blankenship, So., TE
Michael Dulaney, Sr., LB
Cory Hathaway, So., DL
James Kilian, So., QB
Max Kraus, Jr., DB
Terrell Siegfried, Sr., DB
Brendon Swisher, So., LB

2003**First Team**

Nick Bunting, LB
Austin Chadwick, OT
Garrett Mills, TE

Second Team

Kedrick Alexander, DB
Romby Bryant, WR
Jermaine Hope, DB
James Kilian, QB
Michael LeDet, LB

Honorable Mention

Jorma Bailey, LB
Caleb Blankenship, TE
Jeremy Davis, DE
Eric Richardson, RB

Freshman of the Year

Nick Bunting, LB

Coach of the Year

Steve Kragthorpe

Academic

Caleb Blankenship, Jr., TE
Brad DeVault, So., PK
Cory Hathaway, Jr., TE
James Kilian, Jr., QB
Max Kraus, Sr., DB
Drew Lagow, So., DL
Garrett Mills, So., TE
Brendon Swisher, Jr., LB

2004**First Team**

Ashlan Davis, KOR
Garrett Mills, TE
Derek Warehime, C

Second Team

Nick Bunting, LB
Jermaine Hope, DB
Michael LeDet, LB
Josh Walker, DL

Honorable Mention

Caleb Blankenship, TE
James Kilian, QB
Brandon Lohr, DL
Uril Parrish, RB

All-Conference USA Selections

2005

First Team

Bobby Blackshire, DB
Ashlan Davis, KOR
Garrett Mills, TE
Jesse Stoneham, OG

Second Team

Nelson Coleman, LB
Nick Graham, DB

Third Team

Nick Bunting, LB
Brandon Lohr, DE
Uril Parrish, RB
Jeff Perrett, OT

All-Freshman Team

Moton Hopkins, DE
Roy Roberts, DB

2006

First Team (by Coaches)

Bobby Blackshire, Sr., DB
Nick Bunting, Sr., LB
Robert Latu, Sr., DE
Jeff Perrett, Sr., OT

(by Media)

Nelson Coleman, Jr., LB
Jeff Perrett, Sr., OT

Second Team (by Coaches)

Aaron Danenhauer, Sr., C
Nelson Coleman, Jr., LB
Nick Graham, Sr., DB
Jon Hameister-Ries, Sr., OG
Idris Moss, Sr., WR
Paul Smith, Jr., QB

(by Media)

Bobby Blackshire, Sr., DB
Nick Bunting, Sr., LB
Aaron Danenhauer, Sr., C
Idris Moss, Sr., WR

Third Team (by Coaches)

Chris Chamberlain, Jr., LB
(by Media)
Robert Latu, Sr., DE
Paul Smith, Jr., QB

All-Freshman Team (by Coaches)

Anthony Egboniwe, Fr., DE

All-Academic Team (11-member team)

Mike Mengers, Sr., OT
(3.74/Mechanical Engineering)
Paul Smith, Jr., QB
(3.80/Communication)

2007

First Team (by Coaches and Media)

Paul Smith, Sr., QB
Chris Chamberlain, Sr., LB
Nelson Coleman, Sr., LB

Second Team (by Coaches)

Moton Hopkins, Jr., DE
Trae Johnson, Fr., WR
Brennan Marion, Jr., WR
John Warren, Jr., DS
(by Media)
Moton Hopkins, Jr., DE
Trae Johnson, Fr., WR
Brennan Marion, Jr., WR

All-Freshman Team

(by Coaches and Media)
Charles Clay, Fr., FB
Trae Johnson, Fr., WR

All-Academic Team (11-member team)

Nelson Coleman, Sr., LB
(3.34/Business)
Paul Smith, Sr., QB
(3.84/Communication)

2008

(selected by Coaches)

First Team

Tarrion Adams, Sr., RB
Brennan Marion, Sr., WR
Justin Morsey, Sr., OG

Second Team

Moton Hopkins, Sr., DE
Damaris Johnson, Fr., KOR
James Lockett, Jr., DB

All-Freshman Team

DeAndre Brown, Fr., DB
Tyler Holmes, Fr-RS, OT
Damaris Johnson, Fr., WR

All-Academic Team (11-member team)

Moton Hopkins, Sr., DE
(3.37/Communication)
David Johnson, Sr., QB
(3.92/Exercise & Sports Science)

2009

(selected by Coaches)

Second Team

Damaris Johnson, So., KOR/WR
James Lockett, Sr., DB

All-Freshman Team

Trent Dupy, Fr., C
Cory Dorris, Fr-RS, DE
Ricky Johnson, Fr., WR
Dexter McCoil, Fr., DB

All-Academic Team (11-member team)

G.J. Kinne, So., QB
(3.33/Exercise & Sports Science)

2010

(selected by Coaches)

First Team

Damaris Johnson, Jr., PR
G.J. Kinne, Jr., QB
Marco Nelson, Fr., DB

Second Team

Clint Anderson, Jr., OG
Damaris Johnson, Jr., WR/KR
Michael Such, Sr., P

All-Freshman Team

Stetson Burnett, Fr-GS, OG
Shawn Jackson, Fr-GS, LB
Marco Nelson, Fr., DB
Thomas Roberson, Fr., WR
Cody Wilson, Fr-RS, LB

All-Academic Team (11-member team)

G.J. Kinne, Jr., QB
(3.32/Exercise & Sports Science)

2011

(selected by Coaches)

First Team

Clint Anderson, Sr., OG
Curnelius Arnick, Sr., LB
Kevin Fitzpatrick, Sr., PK
Tyrunn Walker, Sr., DE

Second Team

Willie Carter, Jr., H-Back
Ja'Terian Douglas, Jr., RB
G.J. Kinne, Sr., QB
Dexter McCoil, Jr., DB
Clay Sears, Sr., TE

All-Freshman Team

Brentom Todd, Fr., DE
Kwame Sexton, Fr., DB
Cole Way, Fr., P

All-Academic Team (11-member team)

Alan Dock, Sr., LB
(3.69/Accounting)
G.J. Kinne, Sr., QB
(3.27/Exercise & Sports Science)

Tulsa's Conference Honors

Offensive Players of the Year

Missouri Valley Conference

(awards began in 1971)

1974 Jeb Blount, QB
1975 Steve Largent, WR
1976 Ron Hickerson, QB
1983 Michael Gunter, RB
1985 Steve Gage, QB (UPI)

Conference USA

2007 Paul Smith, QB
2010 G.J. Kinne, QB

Defensive Players of the Year

Missouri Valley Conference

(awards began in 1971)

1971 Ralph McGill, DB
1974 Al Humphrey, LB
1975 Byron Franklin, LB
1976 Jimmy Stewart, DB
1980 Don Blackmon, DE

Conference USA

2006 Nick Bunting, LB

Special Teams Players of the Year

Conference USA

2010 Damaris Johnson, KR/PR

Newcomers of the Year

Missouri Valley Conference

(awards began in 1971)

1976 Lovie Smith, LB
1983 Steve Gage, QB

Western Athletic Conference

2003 Nick Bunting, LB

Conference USA

2007 Brennan Marion, WR

Coach of the Year

Missouri Valley Conference

1951 Buddy Brothers
1959 Bobby Dobbs
1962 Glenn Dobbs
1974 F.A. Dry
1975 F.A. Dry
1976 F.A. Dry
1982 John Cooper

Western Athletic Conference

2003 Steve Kragthorpe



RECORDS

Linebacker Cornelius Arnick was the nation's third-ranked tackler in the 2012 season with a 12.2 average per game and moved into fifth-place on the school's all-time tackles list with 356 career stops.

Tulsa's NCAA Records/Annual	
Champions	118-119
Individual Season Leaders	120-124
Tulsa Team Records	125-126
Tulsa Individual Records	127-128
Opponent Team Records	129-130
Game Streaks	130
Longest Plays	131

Hurricane 100-Yard Receivers	132-133
Hurricane 300-Yard Passers	133
Hurricane 100-Yard Rushers	134-135
Top-10 Single Game Performances	136
Top-10 Single Season Performances	137
Tulsa's Record by Decades	137
Top-10 Career Performances	138
Top Crowds to See Tulsa Play	139

Series Records vs. All Opponents	140-141
All-Time Head Coaching Records	141
Top 10 Winningest Coaches	141
Season-by-Season Review	142-144
Tulsa Won-Lost Records	144
Homecoming Game Results	145
Tulsa in the National Polls	145
All-Time Results	146-160

Tulsa's NCAA Records

Individual NCAA Records

Total Offense

- **Quarterback Gaining 200 Yards Rushing and Passing (Game)**
Steve Gage vs. New Mexico, Nov. 8, 1986 (212 rushing, 209 passing)
- **One 5,000 Yard Passer, Three 1,000 Yard Receivers and One 1,000 Yard Rusher (Season)**
Paul Smith (5,065 passing), Brenn Marion (1,244 receiving), Trae Johnson (1,088 receiving), Charles Clay (1,024 receiving) and Tarrion Adams (1,225 rushing) in 2007
- **Most Combined Yardage by Quarterback and Rusher (Season)**
Paul Smith (5,065 passing) and Tarrion Adams (1,225 rushing) for 6,237 total yards in 2007

Rushing

- **Two Players, Same Team Each Gaining 200 Yards or More (Game)**
Gordon Brown, 214 (23 rushes) & Steve Gage, 206 (26 rushes) vs. Wichita State, Nov. 2, 1985
- **Two Players, Same Team, Each Gaining 1,000 Yards or More (Season)**
Micheal Gunter (1,464) & Ken Lacy (1,097) in 1982

Passing

- **Most Seasons Gaining 2,000 Yards or More**
4, T.J. Rubley, 1987-89, 1991 (2,058-2,497-2,292-2,054)
- **Most Consecutive 300 Yard Passing Games (Season)**
14, Paul Smith, 2007 (14 games)

Receiving

- **Most Passes Caught (Career — 3 years)**
261, Howard Twilley, 1963-65 (3,343 yards)
- **Most Passes Caught Per Game (Season)**
13.4, Howard Twilley, 1965 (134 in 10 games)
- **Most Yards Gained by Two Players, Same Team (Game)**
640, Rick Eber (322) & Harry Wood (318) vs. Idaho State, Oct. 7, 1967 (33 receptions, 6 TDs)
- **Most Consecutive Games Gaining 200 Yards or More (Season)**
3, Howard Twilley, 1965
- **Most Receiving Yards by a Tight End (Season)**
1235, Garrett Mills, 2005 (13 games)
- **Most Yards Per Catch (Season)**
31.9, Brennan Marion, 2007 (1,244 yards on 39 receptions)
- **Three Players, Same Team, Each Gaining 1,000 Yards or More (Season)**
Brennan Marion (1244 on 39 catches), Trae Johnson (1088 on 70 catches), Charles Clay (1024 on 69 catches)

All Purpose Yards

- **Most All-Purpose Yards (Career)**
7,796 yards, Damaris Johnson (2008-10)

Kickoff Returns

- **Most Kickoff Return Yards (Career)**
3,417 yds, Damaris Johnson (2008-10)
- **Most Kickoff Returns for a Touchdown (Season)**
5, Ashlan Davis, 2004 (74, 83, 94, 96, 100 yards)
- **Most Kickoff Returns for a Touchdown (Career)**
6, Ashlan Davis, 2004-05 (74, 83, 94, 96, 100 yards in 2004; 96 yards in 2005)
- **Most Kickoff Returns for a Touchdown in Consecutive Games**
4, Ashlan Davis, 2004 (100 yards vs. Boise State, 94 yards vs. Nevada, 83 yards vs. Rice, 96 yards vs. SMU)

Scoring

- **Most Two-Point Attempts Made (Season)**
6, Howard Twilley, 1964 (all on pass attempts)

Team NCAA Records

Turnovers (Giveaways)

- **Most Turnovers**
61, 1976 (37 fumbles lost, 24 interceptions)

NCAA Annual Team Champions

Total Offense

1944 — 434.7
1951 — 480.1
1952 — 466.6
1964 — 461.8
1965 — 427.8
2007 — 543.9
2008 — 569.9

Rushing Offense

1952 — 321.5

Passing Offense

1942 — 233.9
1944 — 206.3
1962 — 199.3
1963 — 244.8
1964 — 317.9
1965 — 346.4
1966 — 272.0

Scoring Offense

1942 — 42.7
1964 — 38.4

Scoring Defense

1942 — 3.2

Kickoff Returns

1958 — 25.8

Punting

1942 — 41.3

First Downs

2008 — 391

Third Down Conversions

2008 — 110-of-193 (57%)

Individual NCAA Champions

Total Offense

1964 — Jerry Rhome (3,128)
1965 — Billy Guy Anderson (3,343)

Rushing Offense

1952 — Howard Waugh (1,372 on 164 rushes)

Passing Efficiency

1952 — Ronnie Morris (177.4)
1964 — Jerry Rhome (172.6)

Passing Yards

1964 — Jerry Rhome (2,870)
1965 — Billy Guy Anderson (3,464)


Points Responsible For

2007 — Paul Smith (26.14)

All-Purpose Yards

2009 — Damaris Johnson (224.4)
2010 — Damaris Johnson (202.2)

**STEVE GAGE HOLDS THE
NCAA RECORD WITH
GORDON BROWN OF
RUSHING FOR 200 YARDS
IN THE SAME GAME.**





Receiving Yards

1964 — Howard Twilley (1,178)
 1965 — Howard Twilley (1,779)
 1993 — Chris Penn (1,578), 9.6 per game receptions;
 143.5 yards per game

Scoring

1965 — Howard Twilley (127 points on 16 TDs & 31 PATs)

Interceptions

1940 — Dick Morgan (7 for 210 yards)

NCAA Annual Most-Improved Teams

1949, 5 games improved (0-9-1 to 5-4-1)
 1970, 5 games improved (1-9-0 to 6-4-0)
 1978, 6 games improved (3-8-0 to 9-2-0)
 1991, 6.5 games improved (3-8-0 to 10-2-0)
 2003, 7 games improved (1-11-0 to 8-5-0)

NCAA All-Time Leaders

Tulsa players ranked among the top-100 in the following statistical categories

Total Offense

Season Yards Per Game

Billy Guy Anderson, 334.3 (1965)
 Paul Smith, 370.3 (2003-07)

Career Yards

T.J. Rubley, 9,080 (1987-89, 91)
 Paul Smith, 11,591 (2003-07)

Rushing

Single-Game Yards

Tarrion Adams, 323 yards vs. Tulane (Nov. 22, 2008)
 Mark Brus, 312 yards vs. New Mexico State (Oct. 27, 1990)

Quarterback — Career Yards

Steve Gage, 2029 yards (1983-86)

Passing

Career Passing Efficiency (400-499 Completions)

Jerry Rhome, 142.6 (1961 SMU, 1963-64 Tulsa)

Season Passing Efficiency

Jerry Rhome, 172.6 (1964)
 David Johnson, 178.7 (2008)

Career Yards

T.J. Rubley, 9,324 (1987-89, 91)
 Paul Smith, 10,936 (2003-07)

Career TD Passes

T.J. Rubley, 73 in 47 games (1987-89, 91)
 Paul Smith, 83 in 48 games (2003-07)

Season Yards Per Game

Billy Guy Anderson, 346.4 (1965)
 Paul Smith, 361.7 (2007)

Season TD Passes

Jerry Rhome, 32 in 10 games (1964)
 Paul Smith, 47 in 14 games (2007)

Single-Game Completions

Billy Guy Anderson, 42 vs. Southern Illinois (Oct. 30, 1965)

Receiving

Career Receptions Per Game (Min. 125 Receptions)

Howard Twilley, 10.0 (261 in 26 games)
 Chris Penn, 6.5 (142 in 22 games)

Season Receptions Per Game

Howard Twilley, 13.4 (1965), 134 in 10 games
 Howard Twilley, 9.5 (1964), 95 in 10 games
 Chris Penn, 9.5 (1993), 105 in 11 games

Career Receptions


Howard Twilley, 261 (1963-65)

Season Receptions

Howard Twilley, 134 in 10 games (1965)
 Chris Penn, 105 in 11 games (1993)
 Howard Twilley, 95 in 10 games (1964)

Season TD Receptions

Dan Bitson, 16 in 11 games (1989)
 Howard Twilley, 16 in 10 games (1965)



Single-Game Receptions

Rick Eber, 20 vs. Idaho State (Oct. 7, 1967)

Howard Twilley, 19 vs. Colorado State (Nov. 27, 1965)
 Howard Twilley, 18 vs. Southern Illinois (Oct. 30, 1965)

Career Yards

Howard Twilley, 3,343 on 261 receptions (1963-65)
 Dan Bitson, 3,300 on 163 receptions (1987-89, 91)

Career Yards Per Game

Howard Twilley, 111.4 (1963-65)
 Chris Penn, 107.7 (1991, 93)

Career TD Receptions

Steve Largent, 32 in 30 games (1973-75)
 Howard Twilley, 32 in 30 games (1963-65)
 Dan Bitson, 29 in 44 games (1987-89, 91)

Season Yards

Howard Twilley, 1,779 in 10 games (1965)
 Chris Penn, 1,578 in 11 games (1993)

Season Yards by a Tight End

Garrett Mills, 1,235 on 87 receptions (2005), 13 games

Single-Game Yards

Harry Wood, 318 vs. Idaho State (Oct. 7, 1967)

Scoring

Career Points Per Game

Howard Twilley, 259 in 26 games (1963-65)

Single-Game Points

Howard Twilley, 36 vs. Louisville (Nov. 6, 1965)

NCAA's All-Time Longest Plays

Passing

- 99 Troy DeGar to Wes Caswell vs. Oklahoma (Sept. 28, 1996)
- 98 Jerry Rhome to Jeff Jordan vs. Wichita State (Nov. 30, 1963)

Kickoff Returns

- 100 Jim Stewart vs. Virginia Tech (Nov. 6, 1976)
- 100 Jason Jacoby vs. UNLV (Oct. 15, 1994)
- 100 Jason Jacoby vs. Brigham Young (Nov. 4, 1995)
- 100 Ashlan Davis vs. Boise State (Oct. 16, 2004)

**HOWARD TWILLEY SET
 NUMEROUS NCAA RECEIVING
 RECORDS IN 1964 AND 1965.**

Individual Season Leaders

Rushing Leaders 1941-2011

(based on net rushing yards)

Year	Player	Att	Net	Avg	TD
1941	N.A. Keithley	83	297	3.6	-
1942	N.A. Keithley	87	497	5.7	-
1943	Clyde LeForce	56	290	5.2	-
1944	Camp Wilson	103	662	6.4	-
1945	Camp Wilson	138	662	6.4	-
1946	Paul Barry	85	548	6.5	-
1947	J.R. Boone	125	661	5.3	-
1948	Paul Barry	90	342	3.8	5
1949	Paul Barry	100	406	4.1	6
1950	Jake Roberts	138	954	6.9	-
1951	Howard Waugh	165	1118	6.8	7
1952	Howard Waugh	**164	**1372	*8.4	10
1953	Bob Decker	72	302	4.2	4
1954	Dick Scholtz	74	339	4.6	0
1955	Dick Scholtz	119	395	3.3	5
1956	Dick Hughes	128	618	4.8	5
1957	Ronnie Morris	125	569	4.6	1
1958	Ronnie Morris	128	624	4.9	-
1959	Bob Brumble	151	599	4.0	4
1960	David White	85	444	5.2	4
1961	David White	74	293	4.0	0
1962	Henry Dorsch	56	250	4.5	2
1963	Henry Dorsch	48	211	4.4	3
1964	Bob Daugherty	77	456	5.9	9
1965	Gene Lakusiak	70	351	5.0	2
1966	Gene Lakusiak	65	330	5.1	1
1967	Cee Ellison	153	661	4.3	3
1968	Mike Stripling (QB)	118	307	2.6	5
1969	Josh Ashton	231	851	3.7	6
1970	Josh Ashton	196	685	3.5	5
1971	Mike Ridley	90	311	3.5	1
1972	Ed White	160	675	4.2	6
1973	Freddie Carolina	137	540	3.9	6
1974	Thomas Bailey	85	456	5.4	6
1975	Carlisle Cantrell	157	914	4.8	7
1976	Rickey Watts	99	464	4.7	4
1977	Rickey Watts	108	423	3.9	5
1978	Sherman Johnson	169	826	4.9	6
1979	Paul Roberson	117	546	4.7	4
1980	Ken Session	164	662	4.0	5
1981	Brett White	119	740	6.2	10
1982	Micheal Gunter	195	1464	**7.5	11
1983	Micheal Gunter	226	1198	5.3	14
1984	Gordon Brown	159	995	6.3	6
1985	Gordon Brown	169	1201	7.1	4
1986	Derrick Ellison	170	1064	6.3	4
1987	Derrick Ellison	126	593	4.7	4
1988	Brett Adams	142	602	4.2	2
1989	Brett Adams	224	1071	4.8	7
1990	Chris Hughley	126	700	5.6	4
1991	Chris Hughley	267	1326	4.9	8
1992	Lamont Headd	171	827	4.8	2
1993	Lamont Headd	227	969	4.3	2
1994	Solomon White	230	1003	4.4	8
1995	Reggie Williams	144	729	5.1	4
1996	Reggie Williams	152	759	5.0	4
1997	Charlie Higgins	202	1043	5.2	11
1998	Charlie Higgins	79	447	5.7	2
	Reggie Williams	100	447	4.5	2
1999	John Mosley	160	873	5.5	5
2000	Ken Bohanon	202	802	4.0	10
2001	Eric Richardson	131	469	3.6	5
2002	Eric Richardson	182	957	5.3	6
2003	Eric Richardson	181	811	4.5	12
2004	Uril Parrish	210	1064	5.1	8
2005	Uril Parrish	179	775	4.3	9
2006	Courtney Tennial	171	845	4.9	14
2007	Tarrison Adams	219	1225	5.6	8
2008	Tarrison Adams	247	1523	6.2	14
2009	G.J. Kinne (QB)	151	393	2.6	5
2010	G.J. Kinne (QB)	158	561	3.6	7
2011	Ja'Terian Douglas	112	883	7.9	4

**Led NCAA

Receiving Leaders 1941-2011

(based on receiving yards)

Year	Player	Rec	Yards	Avg	TD
1941	Cal Purdin	13	217	16.7	2
1942	Sax Judd	35	509	14.5	9
1943	Barney White	16	188	11.8	5
1944	Barney White	29	531	18.3	4
1945	Dick Moseley	8	77	9.6	1
1946	Jimmy Ford	13	186	14.3	2
1947	Jimmy Ford	17	276	16.2	2
1948	Jimmy Ford	35	403	11.5	4
1949	Fred Smith	31	441	14.2	5
1950	Fred Smith	34	425	12.5	4
1951	Tom Miner	31	459	14.8	1
1952	Willie Roberts	39	691	17.7	12
1953	Tom Miner	18	363	20.1	0
1954	Kenny Kmet	16	271	16.9	1
1955	Al Backus	11	156	14.1	1
1956	Ronnie Morris	9	150	16.6	4
1957	Dick Brown	6	104	17.3	0
1958	Billy Neal	14	200	14.2	3
1959	Buddy Kelly	21	270	12.8	3
1960	Buddy Kelly	19	178	9.3	2
1961	Max Letterman	21	277	13.2	1
1962	John Simmons	65	860	13.2	9
1963	John Simmons	39	543	13.9	3
1964	Howard Twilley	**95	**1178	12.4	13
1965	Howard Twilley	**134	1779	13.2	16
1966	Neal Sweeney	56	740	13.2	3
1967	Rick Eber	78	1168	14.9	10
1968	Harry Wood	65	988	15.2	5
1969	Jim Butler	46	593	12.9	7
1970	Jim Butler	28	245	8.7	2
1971	Jim Butler	50	484	9.7	0
1972	Drew Pearson	33	690	20.9	5
1973	Freddie Carolina	38	271	7.1	3
1974	Steve Largent	52	884	17.0	14
1975	Steve Largent	51	1000	19.6	14
1976	Cornell Webster	38	622	16.4	1
1977	Rickey Watts	40	639	16.0	1
1978	Rickey Watts	34	730	21.5	5
1979	Paul Johns	20	408	20.4	1
1980	Paul Johns	29	420	14.5	1
1981	John Green	16	252	15.8	2
1982	Kirk Phillips	18	374	20.8	1
1983	John Green	22	365	16.6	2
1984	Ronnie Kelley	27	675	25.0	5
1985	Ronnie Kelley	34	379	11.1	1
1986	Ronnie Kelley	25	533	21.3	5
1987	Dan Bitson	29	608	20.9	3
1988	Dan Bitson	52	1138	21.9	9
1989	Dan Bitson	73	1425	19.5	16
1990	Frank Cassano	31	464	14.9	6
1991	Chris Penn	37	792	21.4	5
1992	Gary Brown	36	560	15.6	4
1993	Chris Penn	**105	**1578	15.0	12
1994	Wes Caswell	74	893	12.1	3
1995	Michael Kedzior	44	620	14.1	3
1996	Wes Caswell	49	817	16.7	5
1997	Damon Savage	66	1084	16.4	6
1998	Wes Caswell	52	598	11.5	4
1999	Damon Savage	67	752	11.2	4
2000	Donald Shoals	80	1195	14.9	5
2001	Donald Shoals	75	908	12.1	4
2002	Romby Bryant	49	593	12.1	7
2003	Romby Bryant	47	748	15.9	8
2004	Garrett Mills	51	560	11.0	2
2005	Garrett Mills	87	1235	14.2	9
2006	Idris Moss	58	803	13.8	1
2007	Brennan Marion	39	1244	**31.9	11
2008	Brennan Marion	43	1112	25.9	8
2009	Damaris Johnson	78	1131	14.5	3
2010	Damaris Johnson	57	872	15.3	4
2011	Willie Carter	61	868	14.2	7

**Led NCAA



Scoring Leaders 1941-2011

Year	Players & Points
1941	Cal Purdin, 30 (5 TD)
1942	Clyde LeForce, 59 (2 TD, 1 FG, 44 PAT)
1943	Clyde LeForce, 59 (5 TD, 29 PAT)
1944	Perry Moss, 65 (7 TD, 23 PAT)
1945	Camp Wilson, 60 (10 TD)
1946	Clyde LeForce, 67 (5 TD, 1 FG, 34 PAT)
1947	J. R. Boone, 61 (10 TD, 1 PAT)
1948	Jimmy Ford, 36 (4 TD, 12 PAT)
1949	Dub Graves, 42 (7 TD)
1950	Jack Crocker, 60 (10 TD)
1951	Bill Parsons, 84 (14 TD)
1952	Tom Miner, 74 (5 TD, 1 FG, 41 PAT)
1953	Bob Decker, 24 (4 TD); Bill Walker, 24 (4 TD)
1954	Chuck Phillips, 24 (4 TD); Bob Waugh, 24 (4 TD)
1955	Dick Scholtz, 31 (5 TD, 1 PAT)
1956	Ronnie Morris, 36 (6 TD)
1957	Duwayne Gandy, 34 (3 TD, 3 FG, 7 PAT)
1958	Bob Brumble, 48 (8 TD)
1959	Jerry Keeling, 24 (4 TD); Bob Brumble, 24 (4 TD); David White, 24 (4 TD); Joe Cheap, 24 (4 TD)
1960	Bo Bolinger, 30 (5 TD)
1961	Bo Bolinger, 24 (4 TD)
1962	John Simmons, 54 (9 TD)
1963	Jeff Jordan, 32 (4 TD, 4 two-pt. PAT); Bill Goods, 32 (3 TD, 2 FG, 8 PAT)
1964	Howard Twilley, 110 (13 TD, 20 PAT, 6 two-pt. PAT)
1965	Howard Twilley, 127 (16 TD, 23 PAT, 4 two-pt. PAT)**
1966	Brent Roberts, 42 (7 TD)
1967	Rick Eber, 80 (13 TD, 1 two-pt. PAT)
1968	Mike Stripling, 30 (5 TD); Harry Wood, 30 (5 TD)
1969	Josh Ashton, 48 (8 TD)
1970	Josh Ashton, 42 (7 TD)
1971	Sam Henry, 41 (7 FG, 20 PAT)
1972	Sam Henry, 49 (9 FG, 22 PAT)
1973	Arthur Bennett, 52 (8 FG, 28 PAT)
1974	Steve Largent, 84 (14 TD)
1975	Steve Largent, 84 (14 TD)
1976	Steve Cox, 51 (11 FG, 18 PAT)
1977	Steve Cox, 38 (7 FG, 17 PAT)
1978	Stu Crum, 51 (6 FG, 33 PAT)
1979	Stu Crum, 53 (11 FG, 20 PAT)
1980	Stu Crum, 59 (11 FG, 26 PAT)
1981	Kenny Jackson, 60 (10 TD); Brett White, 60 (10 TD)
1982	Stu Crum, 100 (21 FG, 37 PAT)
1983	Micheal Gunter, 84 (14 TD)
1984	Jason Staurovsky, 75 (16 FG, 27 PAT)
1985	Steve Gage, 102 (17 TD)
1986	David Fuess, 73 (13 FG, 34 PAT)
1987	Erick Harrison, 44 (7 TD, 1 PAT)
1988	Dan Bitson, 56 (9 TD, 1 PAT)
1989	Dan Bitson, 96 (16 TD)
1990	Jace Seals, 49 (10 FG, 19 PAT)
1991	Eric Lange, 75 (16 FG, 27 PAT)
1992	Eric Lange, 78 (19 FG, 21 PAT)
1993	Chris Penn, 74 (12 TD, 1 two-pt. PAT)
1994	James Anderson, 64 (13 FG, 25 PAT)
1995	James Anderson, 59 (12 FG, 23 PAT)
1996	James Anderson, 83 (20 FG, 23 PAT)
1997	Charlie Higgins, 72 (12 TD)
1998	John Mosley, 42 (7 TD)
1999	Ken Bohanon, 56 (9, 1 two-pt. PAT)
2000	Chris Earnest, 60 (12 FG, 24 PAT); Ken Bohanon, 60 (10 TD)
2001	Chris Earnest, 37 (6 FG, 19 PAT)
2002	Romby Bryant, 42 (7 TD)
2003	Brad DeVault, 76 (9 FG, 49 PAT)
2004	Brad DeVault, 69 (12 FG, 33 PAT)
2005	Brad DeVault, 103 (18 FG, 49 PAT)
2006	Courtney Tennial, 96 (16 TD)
2007	Jarod Tracy, 94 (7 FG, 73 PAT)
2008	Jarod Tracy, 108 (10 FG, 78 PAT)
2009	Kevin Fitzpatrick, 81 (13 FG, 42 PAT)
2010	Kevin Fitzpatrick, 111 (16 FG, 63 PAT)
2011	Kevin Fitzpatrick, 96 (15 FG, 51 PAT)

**Led NCAA

Pass Efficiency Rating 1941-2011

(Played in more than half of total games)

Year	Player	Eff
1941	Glenn Dobbs	82.0
1942	Glenn Dobbs	138.8
1943	Clyde LeForce	118.0
1944	Perry Moss	128.8
1945	Bob Smith	92.6
1946	Clyde LeForce	109.6
1947	Jim Finks	96.7
1948	Jim Finks	100.4
1949	Pete Annex	131.9
1950	Ronnie Morris	118.6
1951	Ronnie Morris	128.7
1952	Ronnie Morris	**177.3
1953	Bob Bohn	80.8
1954	Mack Warren	84.8
1955	Charlie Wynes	113.9
1956	George Cagiola	165.0
1957	George Cagiola	68.4
1958	Jerry Keeling	101.9
1959	Jerry Keeling	78.0
1960	Jerry Keeling	106.5
1961	Ronnie Sine	89.6
1962	Stu McBirnie	115.8
1963	Jerry Rhome	122.9
1964	Jerry Rhome	**172.6
1965	Bill Anderson	129.3
1966	Greg Barton	122.7
1967	Mike Stripling	107.2
1968	Mike Stripling	93.9
1969	Rick Arrington	97.3
1970	John Dobbs	86.8
1971	Todd Starks	101.2
1972	Todd Starks	101.9
1973	Joe McCulley	125.7
1974	Jeb Blount	122.8
1975	Jeb Blount	125.9
1976	Ron Hickerson	93.4
1977	Bill Blankenship	89.8
1978	Dave Rader	142.8
1979	Bill Blankenship	114.0
1980	Kenny Jackson	114.8
1981	Kenny Jackson	114.0
1982	Skip Ast	98.3
1983	Steve Gage	111.2
1984	Richie Stephenson	128.2
1985	Steve Gage	117.2
1986	Steve Gage	105.8
1987	T.J. Rubley	107.8
1988	T.J. Rubley	109.0
1989	T.J. Rubley	132.5
1990	Gus Frerotte	84.7
1991	T.J. Rubley	139.2
1992	Mark Matheson	106.3
1993	Gus Frerotte	129.1
1994	Tad Jones	142.2
1995	Troy DeGar	96.1
1996	Troy DeGar	103.6
1997	John Fitzgerald	121.5
1998	John Fitzgerald	121.4
1999	Michael Wall	113.4
2000	Josh Blankenship	109.3
2001	Josh Blankenship	106.9
2002	Tyler Gooch	116.8
2003	James Kilian	128.4
2004	James Kilian	113.8
2005	Paul Smith	142.9
2006	Paul Smith	141.0
2007	Paul Smith	159.8
2008	David Johnson	178.7
2009	G.J. Kinne	142.6
2010	G.J. Kinne	144.3
2011	G.J. Kinne	147.4

**Led NCAA

Punting Leaders 1941-2011*(based on punting average)*

Year	Player	No	Yards	Avg
1941	Glenn Dobbs	44	1631	37.1
1942	Glenn Dobbs	26	1256	*48.3
1943	Clyde LeForce	25	908	36.3
1944	Lee Walker	11	386	35.1
1945	Hardy Brown	40	1552	38.8
1946	Hardy Brown	31	1216	39.2
1947	Hardy Brown	46	1672	36.3
1948	Jake Halter	24	873	36.4
1949	Paul Barry	27	1040	38.5
1950	Dub Graves	53	1821	34.4
1951	Jack Egan	22	756	34.4
1952	Bill Walker	25	973	39.1
1953	Bill Walker	35	1165	33.2
1954	Dick Scholtz	19	754	39.5
1955	Dick Scholtz	46	1695	36.9
1956	Ronnie Morris	44	1587	36.1
1957	Ronnie Morris	49	1958	39.9
1958	Ronnie Morris	46	1602	34.8
1959	Bennie Davis	51	1739	34.1
1960	Jim Furlong	42	1454	34.6
1961	Jim Furlong	44	1584	36.0
1962	Stu McBirnie	45	1641	36.5
1963	Jerry Rhome	19	620	32.6
1964	Bill Van Burkleo	23	793	34.5
1965	Pete Poweska	47	1772	37.7
1966	Brant Conley	68	2836	41.7
1967	Brant Conley	59	2238	37.9
1968	Brant Conley	61	2282	37.4
1969	Ken Duncan	34	1452	34.7
1970	Ken Duncan	67	2746	41.0
1971	Steve Bowling	39	1295	33.2
1972	Arthur Bennett	64	2290	37.3
1973	Rick Engles	59	2174	36.8
1974	Rick Engles	56	2270	40.5
1975	Rick Engles	36	1676	46.5
1976	Eddie Hare	61	2468	40.5
1977	Eddie Hare	57	2309	42.0
1978	Eddie Hare	66	2846	43.1
1979	Steve Cook	65	2352	36.5
1980	Steve Cook	64	2539	39.1
1981	Steve Cook	64	2654	41.5
1982	Steve Cook	55	2262	41.1
1983	Richie Stephenson	58	2139	36.9
1984	Richie Stephenson	49	1999	40.8
1985	Richie Stephenson	48	1790	37.3
1986	Richie Stephenson	50	1970	39.4
1987	Danny Phelps	65	2539	38.1
1988	Danny Phelps	64	2478	38.7
1989	Danny Phelps	41	1580	38.5
1990	Danny Phelps	60	2305	38.4
1991	Gus Frerotte	50	1776	35.5
1992	Mark DeLozier	50	2049	41.0
1993	Mark DeLozier	43	1658	38.6
1994	Mark DeLozier	64	2691	42.1
1995	Mark DeLozier	65	2676	41.2
1996	Kirk Myrick	62	2496	40.3
1997	John Fitzgerald	41	1566	38.2
1998	John Fitzgerald	24	974	40.6
1999	Casey Lipscomb	61	2482	40.7
2000	Casey Lipscomb	64	2515	39.3
2001	Casey Lipscomb	65	2627	40.4
2002	Cort Moffitt	75	3016	40.2
2003	Cort Moffitt	44	1922	43.7
2004	Chris Kindred	61	2349	38.5
2005	Chris Kindred	63	2385	37.9
2006	Paul Jurado	18	729	40.5
2007	Michael Such	43	1675	39.0
2008	Michael Such	22	947	43.0
2009	Michael Such	57	2538	44.5
2010	Michael Such	48	2067	43.1
2011	Cole Way	34	1293	38.0

*Dobbs' 48.3 average was nation's best, but min. 30 punts was NCAA standard.

Interception Leaders 1940-2011*(based on number of interceptions)*

Year	Player	No	Yards	Avg
1940	Dick Morgan	7	*210	33.0
1941	n/a	n/a	n/a	n/a
1942	Glenn Dobbs	4	34	8.5
1943	Lee Walker	3	47	15.7
1944	Bill Farrett	5	82	16.4
1945	Bob Hellinghausen	4	85	21.2
1946	Clyde LeForce	4	56	14.0
1947	J. R. Boone	5	12	2.4
1948	S. J. Whitman	4	79	19.8
1949	S. J. Whitman	3	58	19.3
1950	Gene Helwig	5	77	15.4
1951	Gene Helwig	3	79	26.3
1952	Tommy Hudspeth	6	65	10.8
1953	Bob Holladay	2	36	18.0
1954	Dick Scholtz	2	29	14.5
1955	Lloyd Day	1	57	57.0
1956	Ronnie Morris	5	0	0.0
1957	Gary Schoolcraft	2	65	32.5
1958	Ronnie Morris	3	56	18.7
1959	Jerry Keeling	2	15	7.5
1960	Joe Cheap	2	8	4.0
1961	Bill Shewey	4	16	4.0
1962	Bill Shewey	5	72	14.4
1963	Jeff Jordan	4	132	33.0
1964	Jeff Jordan	7	124	17.7
1965	Bob Junko	3	35	11.7
1966	Milt Jackson	6	48	8.0
1967	Ken Wiginton	7	65	9.2
1968	Ron Cambiano	3	0	0.0
1969	Doug Wyatt	5	41	8.2
1970	Jon Long	5	100	20.0
1971	Randy Hawn	3	9	3.0
1972	Al Humphrey	3	40	13.3
1973	Al Humphrey	3	30	10.0
1974	Kevin Black	3	40	13.3
1975	Kevin Black	6	67	11.2
1976	Gary Chandler	3	45	15.0
1977	Keith Tillman	5	67	13.4
1978	Mike Field	4	65	16.3
1979	Charles Caufield	3	36	12.0
1980	Charles Caufield	6	43	8.6
1981	Reno Hutchins	7	47	6.7
1982	Timmy Gibbs	5	67	13.4
1983	Nate Harris	5	15	3.0
1984	Nate Harris	8	131	16.4
1985	Charles Wright	4	29	7.3
1986	Charles Wright	4	50	12.5
1987	Eric Barrs	4	89	22.3
1988	Edward Epps	4	54	13.5
1989	Lenny Williams	4	32	8.0
1990	Chris Briscoe	3	13	4.3
	James Blake	3	10	3.3
1991	Barry Minter	3	104	34.7
1992	Chris Bratcher	3	31	7.0
1993	Garrick Jackson	4	51	12.8
1994	Malcolm Williams	4	8	2.0
1995	Jeremy Bunch	6	76	12.7
1996	Terrance Joseph	4	68	17.0
1997	Levi Gillen	3	21	7.0
1998	Chris Miller	3	60	20.0
1999	Brett Butler	3	25	8.3
	Todd Franz	3	8	2.7
2000	CJ Scott	5	66	13.2
2001	Harold Burgess	2	0	0.0
2002	Jeff Thibodeaux	3	28	9.3
	Darrell Wimberly	3	28	9.3
2003	Oliver Fletcher	4	97	24.2
2004	Michael LeDet	4	43	10.8
2005	Nick Graham	6	66	11.0
2006	Bobby Blackshire	4	26	6.5
2007	Roy Roberts	3	69	23.0
	Chris Chamberlain	3	10	3.3
2008	Roy Roberts	3	49	16.3
2009	John Destin	4	83	20.8
2010	Marco Nelson	6	88	14.7
	Dexter McCoil	6	63	10.5
2011	Dexter McCoil	6	131	21.8



Kick-off Return Leaders 1941-2011

(based on total return yards)

Year	Player	No	Yards	Avg
1941	Jim Vickers	2	99	49.5
1942	n/a	n/a	n/a	n/a
1943	Dell Taylor	4	93	23.3
1944	Camp Wilson	5	181	36.2
1945	Camp Wilson	5	148	29.6
1946	Paul Barry	14	276	19.7
1947	J.R. Boone	8	270	33.8
1948	Paul Barry	14	276	19.7
1949	Denver Grigsby	12	280	23.3
1950	Jack Crocker	9	232	25.8
1951	Jack Crocker	14	256	18.3
1952	Bob Holladay	13	284	21.8
1953	Bob Decker	6	148	24.7
1954	Kenny Kmet	12	245	20.4
1955	Dick Scholtz	9	158	17.5
1956	Dick Hughes	6	112	18.6
1957	Ronnie Morris	7	148	21.1
1958	Ronnie Morris	11	305	27.7
1959	Joe Cheap	8	175	21.9
1960	Joe Cheap	16	317	19.8
1961	Monte Thrailkill	13	215	16.5
1962	Ken Boone	10	159	15.9
1963	Jeff Jordan	17	379	22.3
1964	Jeff Jordan	16	265	16.6
1965	Ken Parsons	12	255	21.3
1966	Harry Wood	19	318	16.7
1967	Joe Fitzgerald	12	263	21.9
1968	Les Rogers	14	275	19.6
1969	Josh Ashton	18	444	24.7
1970	Ed White	8	119	14.8
1971	Ralph McGill	21	500	23.9
1972	Buddy Tate	18	324	18.0
1973	Ray Rhodes	19	501	26.4
1974	Freddie Carolina	10	306	30.6
1975	Jim Stewart	8	157	19.6
1976	Jim Stewart	19	437	23.0
1977	Ervin Simmons	14	333	23.8
1978	Rickey Watts	9	224	24.9
1979	Benny May	10	191	19.1
1980	Kenneth Lacy	17	361	21.2
1981	Nate Harris	11	206	18.7
1982	Benny May	9	168	18.7
1983	Johnny Horton	4	106	26.5
1984	Ronnie Kelley	6	125	20.8
1985	Ronnie Kelley	16	312	19.5
1986	Ronnie Kelley	14	278	19.9
1987	Erick Harrison	23	500	21.7
1988	Ron Beasley	22	485	22.0
1989	Willie Hill	22	501	22.8
1990	Chris Hughley	14	296	21.1
1991	Chris Hughley	9	190	21.1
1992	Marlo Fair	16	321	20.1
1993	Kenny Gunn	21	524	25.0
1994	Jason Jacoby	35	680	19.4
1995	Jason Jacoby	25	581	23.2
1996	Jason Jacoby	22	513	23.3
1997	Jason Jacoby	35	798	22.8
1998	John Mosley	16	355	22.2
1999	John Mosley	19	281	14.8
2000	Jorma Bailey	12	198	16.5
2001	Jermaine Landrum	20	379	19.0
2002	Sherman Steptoe	22	408	18.5
2003	Uril Parrish	19	453	23.8
2004	Ashlan Davis	37	1131	30.6
2005	Ashlan Davis	33	767	23.2
2006	Idris Moss	18	378	21.0
2007	Roy Roberts	21	507	24.1
2008	Damaris Johnson	54	1382	25.6
2009	Damaris Johnson	46	1131	24.6
2010	Damaris Johnson	34	904	26.6
2011	Trey Watts	20	482	24.1

Punt Return Leaders 1941-2011

(based on total return yards)

Year	Player	No	Yards	Avg
1941	Jim Vickers	11	132	12.0
1942	n/a	n/a	n/a	n/a
1943	Clyde LeForce	15	154	10.3
1944	Dean George	7	80	11.4
1945	Bob Smith	14	152	10.8
1946	Clyde LeForce	29	**413	14.2
1947	Pete Annex	16	151	9.4
1948	Len Makowski	8	84	10.5
1949	Dub Graves	15	254	16.9
1950	Dub Graves	13	139	10.7
1951	Dick Kercher	13	168	12.9
1952	Dick Kercher	4	47	11.8
1953	Bob Decker	4	84	21.0
1954	Bob Waugh	8	64	8.0
1955	Dick Hughes	9	184	20.4
1956	Dick Hughes	12	58	4.8
1957	David Laird	6	59	9.8
1958	Ronnie Morris	12	183	15.3
1959	Joe Cheap	7	97	13.9
1960	Joe Cheap	8	198	24.8
1961	Charlie Phillips	5	26	5.2
1962	Jeff Jordan	8	88	11.0
1963	Jeff Jordan	8	70	8.8
1964	Jeff Jordan	21	285	13.5
1965	Ken Parsons	27	191	7.1
1966	Harry Wood	15	56	3.7
1967	Doug Wyatt	18	229	12.7
1968	Doug Wyatt	7	83	11.8
1969	David Moss	15	207	13.8
1970	Ralph McGill	27	460	17.0
1971	Ralph McGill	28	285	10.4
1972	Danny Colbert	21	94	4.5
1973	Danny Colbert	19	292	15.4
1974	Freddie Carolina	17	153	9.0
1975	Kevin Black	11	49	4.5
1976	Cornell Webster	14	87	6.2
1977	Rickey Watts	10	78	7.8
1978	Mike Field	16	143	8.9
1979	Chuck Simmons	22	125	5.7
1980	Charles Caufield	23	170	7.4
1981	Brent Dennis	31	287	9.3
1982	Brent Dennis	22	257	11.7
1983	Tim Gordon	11	171	15.5
1984	Nate Harris	12	82	6.8
1985	Tim Gordon	13	100	7.7
1986	Charles Wright	18	158	8.8
1987	Marcus McVay	15	75	5.0
1988	Frank Cassano	22	171	7.8
1989	Frank Cassano	30	283	9.4
1990	Frank Cassano	38	366	9.6
1991	Chris Penn	21	152	7.2
1992	Gary Brown	13	87	6.7
1993	Chris Penn	15	134	8.9
1994	Jason Jacoby	8	52	6.5
1995	Jason Jacoby	9	91	10.1
1996	Spencer Braggs	25	199	8.0
1997	Spencer Braggs	17	97	5.7
1998	Spencer Braggs	15	146	9.7
1999	Spencer Braggs	16	125	7.8
2000	Donald Shoals	17	266	15.6
2001	Donald Shoals	12	83	6.9
2002	Jermaine Landrum	16	112	7.0
2003	Jermaine Landrum	28	296	10.6
2004	Jermaine Landrum	23	191	8.3
2005	Ashlan Davis	13	85	6.5
2006	Idris Moss	25	197	7.9
2007	Trae Johnson	11	109	9.9
2008	Trae Johnson	21	143	6.8
2009	Damaris Johnson	18	256	14.2
2010	Damaris Johnson	23	292	12.7
2011	J.D. Ratliff	9	36	4.0

**Led NCAA

Passing Leaders 1941-2011

(based on total passing yards)

Year	Player	Att	Com	Int	Pct	Yards	TD
1941	Glenn Dobbs	69	34	10	.493	507	-
1942	Glenn Dobbs	107	67	4	.626	1066	-
1943	Clyde LeForce	90	43	5	.478	557	8
1944	Perry Moss	77	45	6	.584	789	-
1945	Bob Smith	42	17	2	.407	307	-
1946	Clyde LeForce	125	61	7	.488	797	7
1947	Jim Finks	136	59	19	.434	1041	7
1948	Jim Finks	209	112	16	.536	1363	7
1949	Pete Annex	128	65	9	.508	980	12
1950	Ronnie Morris	128	61	12	.477	1014	9
1951	Ronnie Morris	136	74	11	.544	1268	5
1952	Ronnie Morris	139	78	6	.561	1442	18
1953	Bob Bohn	73	31	8	.425	445	2
1954	Mack Warren	104	39	10	.375	667	4
1955	Charlie Wynes	71	39	4	.549	476	3
1956	George Cagiola	48	25	1	.521	394	7
1957	George Cagiola	43	14	4	.326	239	1
1958	Jerry Keeling	99	50	11	.505	698	5
1959	Jerry Keeling	144	58	13	.403	752	6
1960	Jerry Keeling	161	81	14	.503	1018	10
1961	Ronnie Sine	94	44	8	.468	512	4
1962	Stu McBirnie	177	87	10	.492	1169	12
1963	Jerry Rhome	258	150	13	.581	1909	10
1964	Jerry Rhome	*326	224	4	.687	2870	32
1965	Billy Guy Anderson	*509	296	14	.582	*3464	30
1966	Greg Barton	235	133	14	.566	1673	13
1967	Mike Stripling	185	86	14	.465	1271	11
1968	Mike Stripling	347	164	15	.473	1968	8
1969	Rick Arrington	288	141	19	.489	1641	12
1970	John Dobbs	114	44	7	.386	664	4
1971	Todd Starks	263	156	19	.517	1687	8
1972	Todd Starks	170	78	16	.459	1201	8
1973	Joe McCulley	227	132	11	.581	1579	13
1974	Jeb Blount	260	142	13	.546	1831	15
1975	Jeb Blount	218	116	12	.532	1663	13
1976	Ron Hickerson	247	114	20	.461	1554	8

**ASHLAN DAVIS SET NCAA
RECORDS FOR SINGLE-SEASON
(5) AND CAREER (6) KICKOFF
RETURNS FOR TOUCHDOWNS.**



BILL BLANKENSHIP LED TULSA IN PASSING IN 1977 AND 1979.

1977	Bill Blankenship	211	93	11	.441	1293	3
1978	Dave Rader	184	90	6	.474	1683	14
1979	Bill Blankenship	84	38	4	.452	627	4
1980	Kenny Jackson	174	80	4	.460	1208	8
1981	Kenny Jackson	111	61	6	.550	806	3
1982	Skip Ast	102	45	4	.441	596	4
1983	Steve Gage	126	66	8	.524	876	5
1984	Richie Stephenson	138	70	5	.507	1134	7
1985	Steve Gage	141	78	8	.553	1069	4
1986	Steve Gage	137	57	15	.416	1090	8
1987	T.J. Rubley	313	159	17	.508	2058	12
1988	T.J. Rubley	374	182	20	.487	2497	17
1989	T.J. Rubley	308	155	6	.503	2292	22
1990	Gus Frerotte	216	97	10	.449	1066	5
1991	T.J. Rubley	260	148	9	.569	2054	18
1992	Gus Frerotte	249	116	11	.466	1467	6
1993	Gus Frerotte	383	214	15	.559	2871	21
1994	John Fitzgerald	255	136	14	.533	1409	5
1995	Troy DeGar	245	120	7	.490	1304	6
1996	Troy DeGar	219	97	6	.443	1336	9
1997	John Fitzgerald	256	139	13	.543	2003	9
1998	John Fitzgerald	226	131	6	.580	1457	10
1999	Josh Blankenship	235	119	15	.506	1416	7
2000	Josh Blankenship	379	196	11	.517	2507	9
2001	Josh Blankenship	230	128	6	.557	1350	5
2002	Tyler Gooch	348	190	8	.546	2100	17
2003	James Kilian	331	188	11	.568	2217	22
2004	James Kilian	337	184	16	.546	2247	13
2005	Paul Smith	364	227	6	.624	2847	20
2006	Paul Smith	350	233	9	.666	2727	15
2007	Paul Smith	544	327	19	.601	5065	47
2008	David Johnson	400	258	18	.645	4059	46
2009	G.J. Kinne	345	210	10	.609	2732	22
2010	G.J. Kinne	460	275	10	.598	3650	31
2011	G.J. Kinne	390	247	12	.633	3090	28

**Led NCAA



Tulsa Team Records

All records listed are since the 1940 season unless otherwise indicated.

Rushing

• Most Plays

Game: 76 vs. Marquette, 1951
Season: 674, 2008 (14 games)

• Most Net Yards

Game: 554 vs. Wichita State, 1985
Season: 3752, 2008 (14 games)

• Fewest Plays

Game: 16 vs. Southwestern, 1943
Season: 270, 1965 (10 games)

• Fewest Net Yards

Game: -56 vs. Georgia Tech, 2003 (Humanitarian Bowl)
Season: 814, 1965 (10 games)

Passing

• Most Attempts

Game: 65 vs. Memphis State, 1965; Southern Illinois, 1965
Season: 564, 2007 (14 games)

• Most Completions

Game: 42 vs. Southern Illinois, 1965
Season: 336, 2007 (14 games)

• Most Yards

Game: 698 vs. Idaho State, 1967
Season: 5194, 2007 (14 games)

• Most Touchdown Passes

Game: 8 vs. Idaho State, 1967
Season: 49, 2007 (14 games)

• Most Had Intercepted

Game: 6 vs. Arkansas, 1947; Arkansas, 1963
Season: 32, 1969 (10 games)

• Fewest Attempts

Game: 3 vs. Houston, 1953
Season: 88, 1956 (10 games)

• Fewest Completions

Game: 1 vs. Indiana, 1945; Georgetown, 1948; Air Force, 1957; Cincinnati, 1957;
New Mexico State, 1982
Season: 31, 1957 (10 games)

• Fewest Yards

Game: 1 vs. McNeese State, 1979
Season: 511, 1957 (10 games)

• Fewest Touchdown Passes

Season: 2, 1957 (10 games)

• Fewest Had Intercepted

Season: 5, 1956 (10 games); 1980 (11 games)

• Best Completion Percentage

Game: .840 vs. UAB, 2008 (21 of 25); .825 vs. Indiana State, 2001 (33 of 40)
Season: .647, 1964 (10 games) (244 of 377)

Total Offense

• Most Plays

Game: 99 vs. Memphis State, 1968; Houston, 1988
Season: 1126, 2007 (14 games)

• Most Yards

Game: 798 vs. Idaho State, 1967; 791 vs. UTEP, 2008
Season: 7978, 2008 (14 games); 7615, 2007 (14 games)

• Fewest Plays

Game: 34 vs. Detroit, 1946
Season: 536, 1944 (9 games)

• Fewest Yards

Game: 50 vs. Oklahoma, 1987
Season: 2061, 1957 (10 games)

First Downs

• Most First Downs

Game: 39, vs. Idaho State, 1967
Season: 391, 2008 (14 games); 377, 2007 (14 games)

• Most Rushing

Game: 28 vs. Wichita State, 1985
Season: 194, 1985 (11 games)

• Most Passing

Game: 30, Idaho State, 1967
Season: 220, 2007 (14 games)

• Most By Penalty

Game: 5 vs. New Mexico State, 1946; West Texas State, 1976; New Mexico St., 1978; Memphis, 1994; UTEP, 1999; Fresno St., 2000; Boise State, 2002
Season: 27, 1977 (11 games)

• Fewest First Downs

Game: 2 vs. Texas Christian, 1941
Season: 105, 1957 (10 games)

• Fewest Rushing

Game: 0 vs. Oklahoma, 1987
Season: 54, 1957 (10 games)

• Fewest Passing

Season: 23, 1957 (10 games)

• Fewest By Penalty

Season: 2, 1949 (11 games)

Punt Returns

• Most Returns

Game: 9 vs. Tampa, 1967; Indiana, 1945
Season: 49, 1945 (10 games)

• Most Return Yards

Game: 335 vs. Creighton, 1940
Season: 751, 1942 (10 games)

• Best Return Average

Season: 17.4, 1960 (10 games)



IN TWO SEASONS WITH THE HURRICANE BRENNAN MARION HAD 2,356 RECEIVING YARDS AND 19 TOUCHDOWNS.

• Fewest Returns

Season: 12, 1952 (10 games)

• Fewest Return Yards

Season: 63, 1961 (10 games)

• Lowest Return Average

Season: 3.8 on 30 returns, 1966 (10 games)

Kickoff Returns

• Most Returns

Game: 12 vs. Houston, 1966; Houston, 1988

Season: 64, 2008 (14 games)

• Most Return Yards

Game: 247 vs. Iowa PreFlight, 1944

Season: 1577, 2008 (14 games)

• Best Return Average

Season: 25.8, 1958 (10 games)

• Fewest Returns

Season: 16, 1956 (10 games)

• Fewest Return Yards

Season: 252, 1942 (10 games)

• Lowest Return Average

Season: 14.2, 1970 (10 games)

Punting

• Most Punts

Game: 15 vs. Texas Tech, 1942 (Sun Bowl)

Season: 77, 1978 (11 games); 2002 (12 games)

• Most Yards

Game: 661 vs. Memphis, 1994

Season: 3182, 1978 (11 games)

• Best Average

Season: 46.5, 1975 (11 games); minimum 30 punts

Pass Interceptions

• Most Interceptions

Game: 7 vs. Wichita State, 1966; Arkansas, 1943; Miami, 1944; Hardin

Simmons, 1956

Season: 29, 1942 (10 games)

• Most Yards

Game: 160 vs. Hawaii, 2010 (5 interceptions)

Season: 529, 1982 (11 games)

• Fewest Interceptions

Season: 5, 1955 (10 games); 1997 (11 games)

• Fewest Yards

Season: 13, 2001 (11 games)

Penalties Against

• Most Penalties

Game: 17 vs. Kansas State, 1951

Season: 112, 1951 (11 games)

• Most Yards

Game: 171 vs. Cincinnati, 1971

Season: 1086, 1950 (11 games)

• Fewest Penalties

Game: 0 vs. Oklahoma State, 1955; Louisiana Tech, 1986; Ball State, 2008; UCF, 2011

Season: 41, 1959 (9 games); 1960 (10 games)

• Fewest Yards

Game: 0 vs. Oklahoma State, 1955; Louisiana Tech, 1986; Ball State, 2008; UCF, 2011

Season: 331, 1959 (10 games)



DAMARIS JOHNSON BECAME THE NCAA'S CAREER LEADER FOR ALL-PURPOSE YARDS AND KICKOFF RETURN YARDAGE IN THE 2010 SEASON.

Fumbles By Tulsa

• Most Fumbles

Game: 11 vs. Oklahoma State, 1983

Season: 64, 1976 (11 games)

• Most Fumbles Lost

Game: 7 vs. Arkansas, 1974

Season: 37, 1976 (11 games)

• Fewest Fumbles

Season: 16, 1944 (9 games); 1992 (11 games)

• Fewest Fumbles Lost

Season: 6, 1944 (9 games); 2001 (11 games)

Scoring

• Most Points

Game: 84 vs. Waco AFB, 1942; pre-1940, 152 vs. Oklahoma Baptist, 1919

Season: 661, 2008 (14 games); pre-1940, 621, 1920 (11 games)

• Most Touchdowns

Game: 12 vs. Waco AFB, 1942

Season: 90, 2008 (14 games); 79, 2007 (14 games)

• Most Conversions Made

Game: 11 vs. Tampa, 1967

Season: 87, 2008 (14 games); 75, 2007 (14 games)

• Most Rushing Conversions Made

Game: 1, several times (latest 2008)

Season: 2, 1958 (10 games); 1959 (9 games); 1993 (11 games); 1994 (11 games)

• Most Passing Conversions Made

Game: 3 vs. Oklahoma State, 1963; Houston, 1964

Season: 9, 1963 (10 games); 1964 (11 games)

• Most Kicking Conversions Made

Game: 11 vs. Tampa, 1967

Season: 86, 2008 (14 games)

• Most Field Goals Made

Game: 5 vs. Iowa, 1989

Season: 21, 1982 (11 games)

• Most Safeties

Game: 1, several times (latest 2007)

Season: 3, 1976 (11 games)

• Fewest Points

Season: 91, 1961 (10 games)

• Fewest Touchdowns

Season: 14, 1961 (10 games)



Tulsa Individual Records

Rushing

• Most Carries

Game: 46, Ron Jackson vs. San Diego State, 1991 (Freedom Bowl)
Season: 267, Chris Hughley, 1991 (10 games)
Career: 623, Tarrion Adams, 2005-08 (50 games)

• Most Yards

Game: 323, Tarrion Adams vs. Tulane, 2008
Season: 1523, Tarrion Adams, 2008 (14 games)
Career: 3651, Tarrion Adams, 2005-08, (50 games)

• Best Average

Game: 15.3, Howard Waugh vs. Houston, 1951 (Min. 10 att.)
Season: 8.73, Howard Waugh, 1952 (10 games) (Min 100 att.)
Career: 7.36, Howard Waugh, 1950-52 (26 games)

Passing

• Most Attempts

Game: 65, Billy Guy Anderson vs. Memphis State, 1965; Billy Guy Anderson vs. Southern Illinois, 1965
Season: 534, Paul Smith, 2007 (14 games)
Career: 1336, T.J. Rubley, 1987-91 (47 games)

• Most Completions

Game: 42, Billy Guy Anderson vs. Southern Illinois, 1965
Season: 327, Paul Smith, 2007 (14 games)
Career: 808, Paul Smith, 2004-07 (48 games)

• Most Yards

Game: 502, Billy Guy Anderson vs. Colorado State, 1965
Season: 5065, Paul Smith, 2007 (14 games)
Career: 10936, Paul Smith, 2003-07 (48 games)

• Most Touchdown Passes

Game: 7, Jerry Rhome vs. Louisville, 1964
Season: 47, Paul Smith, 2007 (14 games)
Career: 83, Paul Smith, 2003-07 (48 games)

• Most Interceptions

Game: 6, Jim Finks vs. Arkansas (47 games)
Season: 20, Ron Hickerson, 1976 (9 games); T.J. Rubley, 1988 (11 games)
Career: 54, T.J. Rubley, 1987-91 (47 games)

• Fewest Interceptions

Season: 1, Tad Jones, 1994 (Min. 100 attempts), 66-103
Career: 9, David Rader, 1976-78 (20 games) (Min. 100 attempts per season)

• Best Completion Percentage

Game: 1.000, Glenn Dobbs vs. Washington (Mo.), 1942 (10-10, 107 yards)
Season: .687, Jerry Rhome, 1964 (10 games); 224-326, 2870 yds.
Career: .640, J. Rhome, 1963-64 (20 games); 374-584, 4779 yds.

• Consecutive Passes Completed

15, Billy Guy Anderson vs. Colorado State, 1965

• Consecutive Passes Without an Interception

198, Jerry Rhome, 1964 (6 games)

Receiving

• Most Receptions

Game: 20, Rick Eber vs. Idaho State, 1967
Season: 134, Howard Twilley, 1965 (10 games)
Career: 261, Howard Twilley, 1963-65 (30 games)

• Most Yards

Game: 322, Rick Eber vs. Idaho State, 1967
Season: 1779, Howard Twilley, 1965 (10 games)
Career: 3343, Howard Twilley, 1963-65 (30 games)

• Most Touchdown Receptions

Game: 5, Howard Twilley vs. Louisville, 1965; Steve Largent vs. Drake, 1974
Season: 16, Howard Twilley, 1965 (10 games); Dan Bitson, 1989 (11 games)
Career: 32, Howard Twilley, 1963-65 (30 games); Steve Largent, 1973-75 (33 games)

Total Offense

• Most Plays

Game: 76, Mike Stripling vs. Memphis State, 1968
Season: 649, Paul Smith, 2007 (14 games)
Career: 1620, Paul Smith, 2003-07 (48 games)

• Most Yards

Game: 504, Jerry Rhome vs. Oklahoma State, 1964
Season: 5173, Paul Smith, 2007 (14 games)
Career: 11591, Paul Smith, 2003-07 (48 games)

• Average Plays Per Game

Season: 58.0, Billy Guy Anderson, 1965 (10 games)
Career: 40.3, Jerry Rhome 1963-64 (20 games)

Punting

• Most Punts

Game: 14, Eddie Hare vs. Arkansas, 1978 (41.3 avg.); Mark DeLozier vs. Memphis, 1994 (47.2 avg.)
Season: 75, Cort Moffitt, 2002 (12 games)
Career: 230, Danny Phelps, 1987-90 (44 games)

• Best Average

Game: 65.2, Glenn Dobbs vs. Oklahoma, 1942
Season: 46.5, Rick Engles, 1975 (36 punts in 11 games)
Career: 42.5, Michael Such, 2007-10 (170 punts in 49 games)

Punt Returns

• Most Returns

Game: 8, Freddie Carolina vs. Wichita State, 1974
Season: 38, Frank Cassano, 1990 (11 games)
Career: 75, Jermaine Landrum, 2001-04 (48 games)

• Most Yards

Game: 152, Len Makowski vs. McMurry, 1949 (3 returns)
Season: 460, Ralph McGill, 1970 (27 returns in 10 games)
Career: 820, Frank Cassano, 1987-90 (90 returns in 33 games)



TARRION ADAMS BECAME TULSA'S SINGLE-GAME, SINGLE-SEASON AND CAREER RUSHING LEADER IN THE 2008 SEASON.

Kickoff Returns

• Most Returns

Game: 9, Damaris Johnson vs. Houston, 2008
Season: 54, Damaris Johnson, 2008 (14 games)
Career: 134, Damaris Johnson, 2008-present (39 games)

• Most Return Yards

Game: 211, Damaris Johnson vs. UTEP, 2008
Season: 1382, Damaris Johnson, 2008 (14 games)
Career: 3417, Damaris Johnson, 2008-present (39 games)

• Most Touchdowns

Game: 1, several players (latest Damaris Johnson, one time in 2008 and 2010)
Season: 5, Ashlan Davis, 2004 (12 games)
Career: 6, Ashlan Davis, 2004-05 (23 games)

• Best Average

Game: 51.3, Freddie Carolina vs. Tampa, 1974 (3 for 154 yards)
Season: 33.8, J.R. Boone, 1947 (10 games)
Career: 27.1, Ashlan Davis, 2004-05 (23 games)

Interceptions

• Most Interceptions

Game: 3, several players (latest Michael LeDet, UTEP, 2004)
Season: 8, Nate Harris, 1984 (11 games)
Career: 13, Jeff Jordan, 1962-64 (30 games); Nate Harris, 1980-84 (33 games);
Dexter McCoil, 2009-present (37 games)

• Most Yards

Game: 117, Jeff Jordan vs. Memphis State, 1963
Season: 210, Richard Morgan, 1940 (10 games)
Career: 276, Jeff Jordan, 1962-64 (30 games)

Scoring

• Most Points

Game: 36, Howard Twilley vs. Louisville, 1965
Season: 127, Howard Twilley, 1965 (10 games)
Career: 299, Kevin Fitzpatrick, 2008-11 (48 games)

• Most Touchdowns

Game: 5, Steve Largent vs. Drake, 1974; Howard Twilley vs. Louisville, 1965
Season: 17, Steve Gage, 1985 (11 games)
Career: 39 (32 rushing, 7 receiving), Tarrion Adams, 2005-08 (50 games)

Most Touchdowns Receiving

Game: 5, Steve Largent vs. Drake, 1974; Howard Twilley vs. Louisville, 1965
Season: 16, Howard Twilley, 1965 (11 games); Dan Bitson, 1989 (11 games)
Career: 32, Howard Twilley, 1963-65 (30 games); Steve Largent, 1973-75 (33 games)

Most Touchdowns Rushing

Game: 4, Ron Jackson vs. San Diego State, 1991
Season: 14, Micheal Gunter, 1983; Courtney Tennial, 2006; Tarrion Adams, 2008
Career: 32, Micheal Gunter, 1980-83 (44 games); Tarrion Adams, 2005-08 (50 games)

• Most PATs Made

Game: 10, Clyde LeForce vs. Waco AFB, 1942
Season: 78, Jarod Tracy, 2008 (14 games)
Career: 202, Jarod Tracy, 2004-08 (46 games)

• Most Field Goals

Game: 5, David Fuess vs. Iowa, 1989
Season: 21, Stu Crum, 1982 (11 games)
Career: 53, Jason Staurowsky, 1981, 8385 (42 games)

• Most PAT Attempts

Game: 12, Clyde LeForce vs. Waco AFB, 1942
Season: 80, Jarod Tracy, 2008 (14 games)
Career: 209, Jarod Tracy, 2004-08 (202-of-209 made)

• Best PAT Percentage

Season: 1.000, 10 times (latest Brad DeVault, 33-33, 10 games, 2004)
Career: .992, Stu Crum, 1978-80, 82 (119 of 120)

• Most Two-Point PAT Receiving

Game: 3, Howard Twilley vs. Houston, 1964
Season: 6, Howard Twilley, 1964 (10 games)
Career: 12, Howard Twilley, 1963-65 (30 games)

• Most Two-Point PAT Rushing

Season: 1, several tied
Career: 2, several tied

Tackles/Fumble Recoveries

• Most Tackles

Season: 165, Chris Chamberlain, 2007 (14 games)
Career: 413, Nelson Coleman, 2003-07

• Most Unassisted

Season: 101, Chris Chamberlain, 2007 (14 games)
Career: 227, Michael White, 1987-91

• Most Assisted

Season: 85, John Brown, 1978 (11 games)
Career: 184, Robert Tennon, 1976-80

• Most Tackles For Loss

Season: 22, Alain Karatepeyan 2007 (14 games)
Career: 40, Don Blackmon, 1976-80; Sam Rayburn, 1999-02

• Most Yardage Lost Caused

Season: 134, Don Blackmon, 1978 (11 games)
Career: 239, Don Blackmon, 1976-80

• Most Quarterback Sacks

Season: 12, Salifu Abudulai, 1996 (11 games)
Career: 20, Dennis Byrd, 1985-88; Sedric Clark, 1992-95

• Most Sack Yardage

Season: 76, Salifu Abudulai, 1996 (11 games)
Career: 152, Sedric Clark, 1992-95

• Fumble Recoveries

Season: 5, Kelly Beesley, 1981 (11 games)
Career: 6, George Gilbert, 1978-81

Coaching

• Most Victories

Season: 11, Todd Graham, 2008 (14 games)
Career: 70, Elmer Henderson, 1935-45 (100 games)

• Best Win Percentage

Season: 1.000, Sam McBirney, 1916 (10 games)
Career: .862, Francis Schmidt, 1919-21 (29 games)

• Fewest Victories

Season: 0, Hal Medford, 0-8-1 (1917); Bernie Witucki, 0-11 games (1954)
Career: 0, Fred Taylor, 1899 (1 game); Hal Medford, 1917 (9 games)

• Most Losses

Season: 11, Bernie Witucki, 1954 (11 games); Keith Burns, 2002 (12 games)
Career: 74, Dave Rader, 1988-99 (123 games)



Opponent Team Records

Rushing

- **Most Plays**
Game: 94, Wake Forest, 1970
Season: 623, 1977 (11 games)
- **Most Net Yards**
Game: 555, Houston, 1968
Season: 3408, 1997 (11 games)
- **Best Average**
Plays Per Game: 56.6, 1977 (11 games)
Gain Per Game: 309.8, 1997 (11 games)
- **Fewest Plays**
Game: 11, Hawaii, 2002
Season: 249, 1944 (9 games)
- **Fewest Net Yards**
Game: -46, Arizona, 1958
Season: 737, 1944 (9 games)
- **Lowest Average**
Plays Per Game: 27.7, 1944 (9 games)
Gain Per Game: 81.9, 1944 (9 games)

Passing

- **Most Attempts**
Game: 67, Rice, 2007
Season: 486, 2007 (14 games)
- **Most Completions**
Game: 42, North Texas State, 1982
Season: 292, 2007 (14 games)
- **Most Yards**
Game: 541, Rice, 2007
Season: 3733, 2007 (14 games)
- **Most Touchdown Passes**
Game: 6, Houston, 2008; Houston, 2011
Season: 32, 2008 (14 games)
- **Most Had Intercepted**
Game: 7, four times, latest Wichita State, 1966
Season: 29, 1942, 10 games
- **Fewest Attempts**
Game: 2, Cincinnati, 1952
Season: 123, 1955 (10 games)
- **Fewest Completions**
Game: 0, Waco AFB, 1942; Kansas State, 1954
Season: 36, 1945 (10 games)
- **Fewest Yards**
Game: 2, West Texas State, 1945
Season: 648, 1942 (10 games)
- **Fewest Touchdown Passes**
Season: 3, 1942 (10 games); 1978 (11 games)
- **Fewest Had Intercepted**
Season: 5, 1955 (10 games); 1997 (11 games)

Total Offense

- **Most Plays**
Game: 104, Rice, 2007
Season: 1072, 2007 (14 games)
- **Most Yards**
Game: 762, Houston, 1968
Season: 6326, 2007 (14 games)
- **Most Yards Per Game**
Season: 492.2, 1977 (11 games)

- **Fewest Plays**
Game: 37, three times, latest Arkansas, 1955
Season: 436, 1944 (9 games)
- **Fewest Yards**
Game: 26, Waco AFB, 1942
Season: 1487, 1942 (10 games)
- **Fewest Yards Per Game**
Season: 148.7, 1942 (10 games)

First Downs

- **Most First Downs**
Game: 38, Rice, 2007
Season: 272, 2002 (12 games)
- **Most Rushing**
Game: 30, West Texas State, 1977
Season: 172, 1997 (11 games)
- **Most Passing**
Game: 22, Hawaii, 2002; Houston, 2011
Season: 168, 2007 (14 games)
- **Most By Penalty**
Game: 7, Cincinnati, 1967
Season: 44, 1951 (11 games)
- **Fewest First Downs**
Game: 0, Randolph AFB, 1942
Season: 55, 1944 (11 games)
- **Fewest Rushing**
Game: 0, five times, latest Louisville, 1964
Season: 22, 1964 (9 games)
- **Fewest Passing**
Game: 0, Memphis State, 1972
Season: 18, 1945 (10 games)
- **Fewest By Penalty**
Season: 2, 1955 (10 games)

Punting

- **Most Punts**
Game: 15, Texas Tech, 1943
Season: 92, 1941 (9 games)
- **Best Average**
Game: 52.0, Cincinnati, 1994 (2 punts)
Season: 41.8, 1998 (11 games)
- **Fewest Punts**
Season: 38, 2002 (12 games)
- **Most Had Blocked**
Season: 4, 1944 (9 games)

Punt Returns

- **Most Returns**
Game: 11, Memphis, 1994
Season: 49, 1947 (10 games)
- **Most Yards**
Game: 199, Houston, 1966
Season: 567, 2002 (12 games)
- **Fewest Returns**
Season: 10, 1983 (11 games)
- **Fewest Yards**
Season: 29, 2010 (13 games)
- **Lowest Average**
Season: 1.5, 2010 (13 games)

Kickoff Returns

- **Most Returns**
Game: 13, Waco AFB, 1942
Season: 94, 2008 (14 games)
- **Most Yards**
Game: 233, Southern Illinois, 1964
Season: 1927, 2008 (14 games)
- **Fewest Returns**
Season: 14, 1955 (10 games)
- **Fewest Yards**
Season: 283, 1955 (10 games)

Pass Interceptions

- **Most Interceptions**
Game: 6, Arkansas, 1947 and 1963
Season: 24, 1949 (11 games); 1967 (10 games)
- **Most Yards**
Game: 134, New Mexico State, 1960; Florida State, 1985
Season: 423, 2008 (14 games)
- **Fewest Interceptions**
Season: 5, 1956 (10 games); 1980 (11 games)
- **Fewest Yards**
Season: 36, 2002 (12 games)

Penalties Against

- **Most Penalties**
Game: 17, Wichita State, 1955
Season: 105, 2000 (12 games)
- **Most Yards**
Game: 155, Wichita State, 1955
Season: 898, 2002 (12 games)
- **Fewest Penalties**
Game: 1, nine times, latest TCU, 1998
Season: 36, 1959 (10 games)
- **Fewest Yards**
Game: 5, Texas Tech, 1959; Houston, 1960; Louisiana Tech, 1986; New Mexico, 1986; TCU, 1998
Season: 313, 1941 (9 games)

Fumbles By Opponents

- **Most Fumbles**
Game: 11, Virginia Tech, 1976
Season: 54, 1974 (11 games)
- **Most Fumbles Lost**
Game: 7, Oklahoma State, 1952
Season: 29, 1974 (11 games)
- **Fewest Fumbles**
Season: 2, 1942 (10 games)
- **Fewest Fumbles Lost**
Season: 2, 1942 (10 games)

Scoring

- **Most Points**
Game: 100, Houston, 1968
Season: 467, 2007 (14 games)
- **Most Touchdowns**
Game: 13, Houston, 1968
Season: 60, 2007 (12 games)
- **Most Conversions Made**
Game: 13, Houston, 1968
Season: 52, 2007 (14 games)

- **Most Field Goals Made**
Game: 4, Arkansas, 1984; Kansas, 1992; Iowa, 1993; Oklahoma State, 2010
Season: 20, 1992 (11 games)
- **Most Safeties**
Game: 2, Arkansas State, 1978
Season: 2, 1968 (10 games); 1978 (11 games); 2004 (12 games)
- **Most Rushing Conversions Made**
Game: 2, West Texas State, 1977
Season: 2, 1958 (10 games); 1959 (9 games); 1977 (11 games); 1992 (11 games); 1993 (11 games)
- **Most Passing Conversions Made**
Game: 2, Toledo, 1964
Season: 3, five times, latest 1978
- **Fewest Points**
Season: 32, 10 games, 1942
- **Fewest Touchdowns**
Season: 5, 1942 (10 games)

Game Streaks

- **Most Consecutive Games Without a Loss:**
23 (Sept. 27, 1919 to Oct. 15, 1921)
- **Most Consecutive Wins:**
11 (Nov. 19, 1921 to Nov. 30, 1922)
11 (Jan. 1, 1942 to Nov. 26, 1942)
- **Most Consecutive Home Games Without a Loss:**
18 (Nov. 2, 1963 to Nov. 11, 1967)
18 (Nov. 11, 1944 to Oct. 4, 1947)
- **Most Consecutive Road Games Without a Loss:**
11, including one tie game. (Oct. 23, 1914 to Oct. 20, 1917)
- **Most Road Wins in a Season:**
5 (1914, 1982 and 2005)
- **Most Road Losses in a Season:**
6 (1954, 1969, 1977, 1988 and 2002)
- **Most Home Wins in a Season:**
8 (1920)
- **Most Home Losses in a Season:**
5 (1954, 1999, 2001 and 2002)
- **Most Consecutive Losses:**
17 (Sept. 22, 2001 to Oct. 19, 2002)
- **Consecutive Shutouts:**
6 (1942)
5 (1913, 1920-21; last 4 games of 1920, first game of 1921)
4 (1926)
- **Most Shutouts in a Season:**
5 (1913, 1914, 1916, 1919, 1926, 1928, 1932)
- **Most Overtime Games in a Season:**
2 (2004)

Miscellaneous Statistics

- **Biggest Win Margin:**
151 (Tulsa 151, NE Oklahoma A&M 0 • Sept. 29, 1920)
- **Biggest Loss Margin:**
94 (Houston 100, Tulsa 6 • Nov. 23, 1968)
- **Most Points For:**
151 (Tulsa 151, NE Oklahoma A&M 0 • Sept. 29, 1920)
- **Most Points Against:**
100 (Houston 100, Tulsa 6 • Nov. 23, 1968)
- **Biggest Bowl Game Margin:**
56 (Tulsa 63, Bowling Green 7 • Jan. 6, 2008 • GMAC Bowl)



Longest Plays 1940-2011

Rushing

93	Solomon White vs. UNLV	1994	(TD)
89	Camp Wilson vs. SW Texas State	1944	(TD)
87	Thomas Bailey vs. Houston	1974	(TD)
83	Jim Finks vs. West Texas State	1947	(TD)
83	Jack Crockett vs. Hawaii	1951	(TD)
83	Jake Roberts vs. Wichita State	1952	(TD)
82	Ja'Terian Douglas vs. Marshall	2011	
80	Eric Richardson vs. Louisiana Tech	2003	(TD)
80	Ja'Terian Douglas vs. Oklahoma State	2011	(TD)

Passing

99	Troy DeGar to Wes Caswell vs. Oklahoma	1996	(TD)
98	Jerry Rhome to Jeff Jordan vs. Wichita State	1963	(TD)
97	David Johnson to Brennan Marion vs. UTEP	2008	(TD)
89	Billy Guy Anderson to Howard Twilley vs. Memphis	1965	(TD)
85	Jerry Keeling to Bill Gary vs. Wichita State	1960	(TD)
81	Dave Rader to Rickey Watts vs. West Texas State	1978	(TD)
81	Frank Cassano to Dan Bitson vs. Iowa	1989	(TD)
80	Jerry Keeling to Bobby McGoffin vs. OSU	1960	(TD)
80	James Kilian to Romby Bryant vs. Boise State	2003	(TD)
79	Skip Ast to Keith Estes vs. Oklahoma State	1982	(TD)
78	Steve Gage to Ronnie Kelley vs. Southern Illinois	1984	(TD)
78	Steve Gage to Eric Brown vs. Tenn. Tech	1986	(TD)
78	Gus Frerotte to Chris Penn vs. Southern Miss	1993	(TD)
78	Josh Blankenship to Corey Brown vs. No. Carolina	2000	(TD)
78	Tyler Gooch to Jermaine Landrum vs. Baylor	2002	(TD)
76	Josh Blankenship to Donald Shoals vs. NMSU	2000	(TD)
75	T.J. Rubley to Dan Bitson vs. Arkansas	1988	(TD)
75	G.J. Kinne to Willie Carter vs. East Carolina	2010	(TD)
74	Bill Blankenship to Reno Hutchens vs. Louisville	1979	(TD)
73	Josh Blankenship to Corey Brown vs. Texas A&M	1999	
73	Steve Gage to Ronnie Kelley vs. Oklahoma State	1986	(TD)
73	David Johnson to Charles Clay vs. UAB	2008	
71	Gus Frerotte to Gary Brown vs. UTEP	1992	(TD)

Punting

87	Ken Duncan vs. Wichita State	1969	
87	Glenn Dobbs vs. Oklahoma	1942	
83	Michael Such vs. Memphis	2009	
79	Glenn Dobbs vs. Washburn	1940	
79	Casey Lipscomb vs. Rice	2000	
78	Glenn Dobbs vs. Drake	1942	
77	Glenn Dobbs vs. Creighton	1940	
77	Eddie Hare vs. Arkansas	1976	
75	Eddie Hare vs. Southwestern Louisiana	1978	
74	Michael Such vs. Oklahoma State	2010	
72	Cort Moffitt vs. Boise State	2003	

Kick-off Returns

100	Jim Stewart vs. Virginia Tech	1976	(TD)
100	Jason Jacoby vs. UNLV	1994	(TD)
100	Jason Jacoby vs. Brigham Young	1995	(TD)
100	Ashlan Davis vs. Boise State	2004	(TD)
98	Clyde LeForce vs. Oklahoma State	1946	(TD)
98	J. R. Boone vs. Drake	1947	(TD)
98	Dick Hughes vs. Texas Tech	1954	(TD)
98	Ralph McGill vs. West Texas State	1971	(TD)
98	Alvin Simpkins vs. Cincinnati	1978	(TD)
98	Uril Parrish vs. Arkansas State	2003	
96	Ashlan Davis vs. SMU	2004	(TD)
96	Ashlan Davis vs. Rice	2005	(TD)
94	Denver Grigsby vs. Bradley	1949	(TD)
94	Ashlan Davis vs. Nevada	2004	(TD)
94	Damaris Johnson vs. UTEP	2008	(TD)
94	Damaris Johnson vs. Rice	2010	(TD)

94	Trey Watts vs. UTEP	2011	(TD)
91	Roy Roberts vs. Tulane	2007	(TD)
91	John Mosley vs. Air Force	1998	(TD)

Punt Returns

97	Ralph McGill vs. Idaho	1970	(TD)
95*	Danny Colbert vs. New Mexico State	1973	(TD)
93	Clyde LeForce vs. Detroit	1946	(TD)
89	Malcolm Strow vs. St. Louis	1941	(TD)
88	Clyde LeForce vs. Baylor	1946	(TD)
86	Ralph McGill vs. Wichita State	1970	(TD)
84	Jeff Jordan vs. Southern Illinois	1964	(TD)
81	Sean Yoder vs. Rice	2002	

*blocked field goal

Field Goals

58	Stu Crum vs. Southern Illinois	1980	
57	Stu Crum vs. Oklahoma State	1982	
57	Steve Cox vs. Arkansas	1977	
56	Jason Staurovsky vs. Southern Illinois	1984	
55	Jason Staurovsky vs. Northwestern Louisiana	1983	
54	James Anderson vs. Cincinnati	1997	
53	Eric Lange vs. Houston	1992	
53	James Anderson vs. Utah	1996	
52	Steve Cox vs. Northeast Louisiana	1977	
52	Jason Staurovsky vs. San Diego State	1983	
52	Brad DeVault vs. Oklahoma	2005	
52	Kevin Fitzpatrick vs. Rice	2011	
52	Kevin Fitzpatrick vs. Houston	2011	
51	Kevin Fitzpatrick vs. East Carolina	2009	
51	Kevin Fitzpatrick vs. Houston	2011	
50	Stu Crum vs. Louisville	1978	
50	Stu Crum vs. Kansas State	1979	
50	Stu Crum vs. Southern Illinois	1980	
50	Stu Crum vs. Indiana State	1982	
50	Jason Staurovsky vs. West Texas State	1985	
50	Jarod Tracy vs. Tulane	2006	

Interception Returns

97	Jeff Jordan vs. Memphis	1963	(TD)
85	Richard Morgan vs. Creighton	1940	(TD)
85	Russ Frizzell vs. Drake	1946	(TD)
81	Marco Nelson vs. Oklahoma State	2010	(TD)
74	Barry Minter vs. Southern Mississippi	1992	(TD)
74	Dexter McCoil vs. North Texas	2011	(TD)
71	Carlous Smith vs. Wyoming	1995	(TD)
68	Albert Myres vs. Illinois State	1983	
67	Timmy Gibbs vs. Indiana State	1982	(TD)
66	Shawn Jackson vs. Notre Dame	2010	(TD)
65	Gary Schoolcraft vs. Oklahoma State	1957	(TD)
64	Mike Haenszel vs. Houston	1993	(TD)
63	Ashon Farley vs. UTEP	1999	(TD)
60	Bob Babich vs. North Texas	1982	(TD)
60	Nate Harris vs. Texas Tech	1984	

**JASON JACOBY HAD TWO
KICKOFF RETURNS OF 100
YARDS IN HIS CAREER**



Hurricane 100-Yard Receivers

Following is a list of every Hurricane player who had 100 or more yards receiving in a single game between 1949 and 2011. **Bold** indicates player on current roster.

Yds	Player	Year	Game	Rec
322	Rick Eber	1967	Idaho State	20
318	Harry Wood	1967	Idaho State	13
271	Donald Shoals	2000	New Mexico State	11
267	Howard Twilley	1965	Memphis	16
259	Chris Penn	1993	East Carolina	16
244	Brennan Marion	2007	Rice	7
242	Howard Twilley	1965	Southern Illinois	18
238	Dan Bitson	1989	Bowling Green	10
237	Dan Bitson	1988	Colorado State	6
235	Dan Bitson	1989	Iowa	14
233	Brennan Marion	2008	UTEP	6
230	Howard Twilley	1965	Louisville	15
226	Howard Twilley	1965	Cincinnati	14
224	Chris Penn	1993	Southern Miss	11
219	Neal Sweeney	1966	North Texas	14
217	Howard Twilley	1964	Oklahoma State	15
214	Howard Twilley	1965	Colorado State	19
211	Chris Penn	1993	Houston	11
204	John Simmons	1962	Houston	12
196	Damaris Johnson	2009	Southern Miss	17
195	Rick Eber	1967	Louisville	11
194	Wes Caswell	1996	Oklahoma	7
188	Chris Penn	1991	Memphis	7
184	Chris Penn	1993	Memphis	14
183	Harry Wood	1968	Arkansas	11
179	Neal Sweeney	1965	Cincinnati	14
176	Dan Bitson	1988	Arkansas	9
173	Steve Largent	1974	Wichita State	4
173	Willie Carter	2011	SMU	13
171	Donald Shoals	2000	Fresno State	13
171	Brennan Marion	2007	BYU	3
170	Steve Largent	1973	West Texas State	7
166	Brent Roberts	1966	Louisville	11
166	Romby Bryant	2002	San Jose State	10
164	Jim Butler	1969	Memphis	14
164	Wes Caswell	1998	SW Missouri State	8
163	Damaris Johnson	2010	Rice	8
162	Steve Largent	1975	Indiana State	5
162	Donald Shoals	2001	UTEP	7
161	John Simmons	1963	Cincinnati	13
161	Neal Sweeney	1965	Colorado State	9
161	Dan Bitson	1987	Oklahoma State	7
160	Willie Carter	2011	Rice	9
159	Howard Twilley	1965	North Texas	13
159	Chris Penn	1991	SMU	7
158	Trae Johnson	2007	SMU	11
156	John Simmons	1962	Louisville	11
155	Dan Bitson	1988	UTEP	8
153	Jessie Green	1974	New Mexico State	7
152	Garrett Mills	2005	Oklahoma	13
152	Garrett Mills	2005	UCF	8
151	Rick Eber	1966	Montana State	7
151	Damon Savage	1997	Rice	9
151	Damon Savage	1997	BYU	6
151	Damon Savage	1997	SMU	6
151	Donald Shoals	2000	Oklahoma State	9
150	Drew Pearson	1971	Wake Forest	5
150	Dan Bitson	1989	Wake Forest	8
149	Chris Penn	1993	Iowa	7
148	Joe Pistoia	1968	Cincinnati	9
148	Romby Bryant	2003	Boise State	7
146	Howard Twilley	1964	Louisville	11
146	Damaris Johnson	2010	UTEP	6
146	Bryan Burnham	2011	Marshall	10
145	Ryan Bugg	2006	Rice	7
144	Dan Bitson	1989	UTEP	6
144	Damaris Johnson	2009	Houston	10

Yds	Player	Year	Game	Rec
143	John Simmons	1963	Montana State	10
143	Garrett Mills	2005	North Texas	8
142	Jessie Green	1974	Drake	8
142	Steve Largent	1975	Drake	7
142	Charles Clay	2009	Southern Miss	8
141	Wes Caswell	1994	UTEP	10
139	Fred Smith	1949	Oklahoma State	10
139	Howard Twilley	1964	Wichita State	10
139	Rickey Watts	1977	West Texas State	5
139	Chris Penn	1993	Middle Tennessee	9
139	Michael Kedzior	1995	Oklahoma State	10
139	Garrett Mills	2004	Boise State	8
138	Steve Largent	1975	Houston	5
138	Damon Savage	1999	Hawaii	9
137	Rick Eber	1967	Cincinnati	9
136	Jerry Taylor	1978	Virginia Tech	4
136	Garrett Mills	2005	SMU	8
136	Brennan Marion	2007	UTEP	4
136	Brennan Marion	2008	Central Arkansas	6
135	Harry Wood	1968	Wichita State	10
135	Jim Butler	1969	Florida State	7
135	Kenny Gunn	1995	Memphis	9
135	Damaris Johnson	2008	Ball State	6
135	Damaris Johnson	2009	East Carolina	14
135	Willie Carter	2011	Oklahoma	5
133	Harry Wood	1968	North Texas	9
131	Eric Brown	1986	Tennessee Tech	6
131	Dan Bitson	1987	Arkansas	7
130	Jeff Jordan	1963	Wichita State	6
129	T.C. Blair	1973	Drake	4
129	Jessie Green	1974	Wichita State	4
129	Rickey Watts	1978	Cincinnati	5
129	Slick Shelley	2008	New Mexico	6
128	John Simmons	1962	North Texas State	12
128	Neal Sweeney	1965	Memphis	13
128	Frank Cassano	1990	SW Missouri State	7
128	Ashlan Davis	2005	Fresno State	8
127	Damon Savage	1997	Cincinnati	6
127	Montiese Culton	2004	SMU	2
127	Garrett Mills	2005	East Carolina	9
127	Trae Johnson	2007	UTEP	8
125	Drew Pearson	1972	Memphis	3
125	Brennan Marion	2008	UAB	4
124	Rick Eber	1966	Houston	6
124	Rickey Watts	1978	Louisville	3
124	Dan Bitson	1989	Oklahoma State	8
123	Chris Penn	1993	Louisville	11
123	Romby Bryant	2003	SMU	3
122	Willie Roberts	1952	Detroit	3
122	Dan Bitson	1989	SW Louisiana	7
121	Damaris Johnson	2009	SMU	4
120	Wes Caswell	1996	Iowa	7
120	Idris Moss	2006	SMU	13
119	Howard Twilley	1964	Cincinnati	9
119	Howard Twilley	1964	Toledo	11
119	Gary Brown	1993	Middle Tennessee	5
119	Damon Savage	1998	Rice	7
119	Damon Savage	1999	San Jose State	8
119	Trae Johnson	2007	Army	9
118	Wes Caswell	1994	Louisville	9
117	Wes Caswell	1994	Wyoming	9
117	Donald Shoals	1999	UL-Monroe	4
117	Charles Clay	2008	Arkansas	7
116	Jerry Taylor	1978	Wichita State	5
116	Gary Brown	1992	Houston	5
115	Howard Twilley	1964	Memphis	11
115	Neal Sweeney	1966	Cincinnati	9
115	Chris Penn	1991	SW Louisiana	4
115	Garrett Mills	2005	Southern Miss	8
114	Joe Pistoia	1969	Louisville	9
114	Drew Pearson	1972	Texas Tech	6
114	Wes Caswell	1994	Missouri	6
114	Jesse Meyer	2007	Oklahoma	7



Yds	Player	Year	Game	Rec
114	Brennan Marion	2007	Marshall	2
113	Howard Twilley	1965	Oklahoma State	7
113	John Green	1983	Drake	7
113	Donald Shoals	2001	SMU	8
113	Bryan Burnham	2011	BYU	4
112	Billy Parsons	1951	Hardin-Simmons	2
112	Dan Bitson	1989	Louisiana Tech	7
112	Michael Kedzior	1993	Oklahoma State	6
112	Damon Savage	1999	UTEP	9
112	Charles Clay	2007	UCF	6
111	Brent Roberts	1964	Southern Illinois	6
111	Howard Twilley	1965	Houston	11
111	Gary McDermott	1966	North Texas	9
111	Ricky Watts	1978	Kansas State	6
111	Dan Bitson	1988	Oklahoma State	4
111	Montiese Culton	2002	Kansas	9
110	Joe Pistoia	1969	Houston	5
110	Steve Largent	1974	Tennessee	9
110	Steve Largent	1975	Arkansas	4
110	Ronnie Kelly	1984	Indiana State	4
110	Dan Bitson	1989	Louisville	4
110	Donald Shoals	2001	Boise State	6
110	Donald Shoals	2001	San Jose State	12
110	Brennan Marion	2007	Army	2
109	Montiese Culton	2001	Rice	8
109	Damaris Johnson	2008	New Mexico	5
108	Drew Pearson	1972	Louisville	6
108	Erick Harrison	1986	New Mexico	7
108	Dan Bitson	1988	Kansas State	5
107	Rick Eber	1967	Tampa	11
107	Ken Duncan	1969	Cincinnati	10
107	Michael Kedzior	1995	East Tennessee St.	8
107	Corey Brown	2000	North Carolina	5
107	Brennan Marion	2008	North Texas	4
106	Neal Sweeney	1966	Louisville	8
106	Harry Wood	1968	Memphis	9
106	Ronnie Kelly	1984	East Carolina	2
106	Dan Bitson	1988	UNLV	4
106	Chris Penn	1991	Southern Miss	4
106	Wes Caswell	1996	Brigham Young	6
106	Donald Shoals	2001	New Mexico State	10
106	Garrett Mills	2005	Memphis	7
106	Charles Clay	2007	SMU	5
105	Bill Gary	1960	Wichita State	3
105	John Simmons	1962	Hardin-Simmons	9
105	Eddie Fletcher	1964	Louisville	7
105	Cornell Webster	1976	Oklahoma State	6
105	Eric Brown	1986	Arkansas	5
105	Slick Shelley	2008	SMU	6
105	Clay Sears	2011	UAB	9
104	Steve Shores	1972	North Texas	4
104	Erick Harrison	1987	Temple	3
104	Michael Kedzior	1994	Louisville	3
104	Idris Moss	2006	Navy	4
103	James Shaw	1971	Virginia Tech	5
103	Rickey Watts	1977	San Diego State	8
103	Damaris Johnson	2009	Sam Houston State	3
102	Raymond Rhodes	1973	Houston	5
102	Ronnie Kelly	1984	Southern Illinois	3
102	Dan Bitson	1987	Temple	4
102	Charles Clay	2007	Marshall	5
102	Brennan Marion	2007	Tulane	3
101	Harry Wood	1968	Cincinnati	5
101	Steve Largent	1975	Cincinnati	5
101	Damon Savage	1996	Iowa	4
101	Damaris Johnson	2009	New Mexico	4
101	Damaris Johnson	2010	Hawaii	4
101	Bryan Burnham	2011	North Texas	6
100	Chris Penn	1993	Arkansas	11
100	Wes Caswell	1998	San Diego State	12

Hurricane 300-Yard Passers

Following is a list of every Hurricane player who has passed for 300 or more yards in a single game between 1950 and 2011. **Bold** indicates player on current roster.

Yds	Player	Year	Game	Comp
502	Billy Guy Anderson	1965	Colorado State	37
488	Jerry Rhome	1964	Oklahoma State	35
477	Billy Guy Anderson	1965	Southern Illinois	42
477	Billy Guy Anderson	1965	Memphis	39
469	David Johnson	2008	New Mexico	25
454	Paul Smith	2007	BYU	21
451	Billy Guy Anderson	1965	Cincinnati	32
441	Paul Smith	2007	Rice	22
434	David Johnson	2008	UTEP	21
426	Paul Smith	2007	UCF	28
418	David Johnson	2008	North Texas	25
406	G.J. Kinne	2010	Southern Miss	23
403	Greg Barton	1966	North Texas	27
399	G.J. Kinne	2010	East Carolina	28
396	G.J. Kinne	2009	Southern Miss	32
390	Paul Smith	2007	Army	22
388	Rick Arrington	1969	Cincinnati	27
386	T.J. Rubley	1987	Oklahoma State	27
385	Paul Smith	2007	Marshall	24
383	Paul Smith	2007	UTEP	26
380	T.J. Rubley	1988	Arkansas	26
373	Josh Blankenship	2000	Oklahoma State	28
371	G.J. Kinne	2010	Rice	26
370	T.J. Rubley	1991	Memphis	21
358	Gus Frerotte	1993	East Carolina	26
357	John Fitzgerald	1996	Iowa	22
356	G.J. Kinne	2010	Bowling Green	27
355	T.J. Rubley	1988	UTEP	25
355	John Fitzgerald	1997	SMU	21
354	Gus Frerotte	1993	Middle Tennessee	21
354	Gus Frerotte	1993	Southern Miss	23
350	Paul Smith	2007	Oklahoma	22
346	Mike Stripling	1968	Cincinnati	25
343	G.J. Kinne	2010	Hawaii	17
342	T.J. Rubley	1989	Bowling Green	18
341	G.J. Kinne	2011	UAB	31
338	Greg Barton	1967	Idaho State	14
337	Josh Blankenship	2001	Indiana State	29
336	Paul Smith	2007	SMU	27
334	Stu McBurnie	1962	Houston	21
334	G.J. Kinne	2009	Houston	19
333	Paul Smith	2007	UAB	19
332	David Johnson	2008	UAB	20
330	Mike Stripling	1968	Wichita State	26
329	John Fitzgerald	1998	SW Missouri State	21
325	Gus Frerotte	1993	Iowa	20
325	G.J. Kinne	2010	UTEP	19
323	Billy Guy Anderson	1965	North Texas	26
322	Michael Wall	1998	TCU	25
322	Tyler Gooch	2002	San Jose State	27
322	David Johnson	2008	Arkansas	17
319	John Fitzgerald	1997	Rice	22
319	Paul Smith	2007	Tulane	18
318	G.J. Kinne	2011	Rice	21
315	Paul Smith	2007	UCF	34
314	G.J. Kinne	2011	North Texas	20
313	Paul Smith	2007	Houston	15
313	David Johnson	2008	Marshall	21
312	Paul Smith	2007	Bowling Green	27
310	Ron Hickerson	1976	Oklahoma State	26
310	G.J. Kinne	2009	New Mexico	22
308	Jeb Blount	1974	New Mexico State	25
308	Paul Smith	2006	Rice	17
307	Paul Smith	2007	Louisiana-Monroe	23
306	Josh Blankenship	2000	New Mexico State	14
306	Tyler Gooch	2002	Boise State	25
305	Jerry Rhome	1964	Toledo	21
305	James Kilian	2004	Boise State	19
302	G.J. Kinne	2011	Marshall	24
301	Gus Frerotte	1993	Houston	19
300	G.J. Kinne	2011	UTEP	21

Hurricane 100-Yard Rushers

Following is a list of every Hurricane player who has rushed for 100 or more yards in a single game between 1950 and 2011. **Bold** indicates player on current roster.

Yds	Player	Year	Game	Att
323	Tarrison Adams	2008	Tulane	33
312	Mark Brus	1990	New Mexico State	43
265	Solomon White	1994	UNLV	27
250	Howard Waugh	1952	Arkansas	19
240	Micheal Gunter	1982	Air Force	16
231	Chris Hughley	1991	Texas A&M	29
229	Uril Parrish	2004	San Jose State	30
216	Howard Waugh	1951	Houston	14
216	John Mosley	1999	UL Monroe	17
215	Sherman Johnson	1978	Wichita State	21
214	Gordon Brown	1985	Wichita State	23
212	Steve Gage (QB)	1986	New Mexico	25
211	Ron Jackson	1991	San Diego State	46
207	Tarrison Adams	2008	Ball State	19
206	Steve Gage (QB)	1985	Wichita State	26
206	Eric Richardson	2000	Nevada	35
205	John Ashton	1970	North Texas	30
202	Jake Roberts	1950	Arkansas	23
202	Brandon Diles	2004	Nevada	34
201	John Mosley	1998	Wyoming	22
197	Howard Waugh	1952	Detroit	15
197	Chris Hughley	1990	Louisiana Tech	23
197	Eric Richardson	2002	UTEP	30
194	Eric Richardson	2000	San Jose State	27
194	Ja'Terian Douglas	2011	Marshall	10
192	Solomon White	1996	UTEP	31
190	G.J. Kinne (QB)	2010	Houston	31
188	Howard Waugh	1951	Kansas State	14
188	Micheal Gunter	1983	Wichita State	26
188	Bobby Booker	1985	West Texas State	17
184	Derrick Ellison	1986	Oklahoma State	27
183	Micheal Gunter	1982	Drake	17
183	Micheal Gunter	1982	Indiana State	18
183	Derrick Ellison	1987	Kansas State	30
183	Tarrison Adams	2007	UAB	24
182	John Ashton	1969	Cincinnati	36
181	Howard Waugh	1952	Texas Tech	23
180	Charlie Higgins	1977	SMU	31
179	Eric Richardson	2003	San Jose State	30
178	Ken Bohanon	2000	Louisiana Tech	34
175	Charlie Higgins	1997	TCU	31
175	Charlie Higgins	1997	Utah	30
173	Ja'Terian Douglas	2011	Oklahoma State	12
171	Gordon Brown	1985	Texas A&M	16
171	Ron Jackson	1991	SW Missouri State	33
170	Lamont Headd	1992	SW Louisiana	27
170	Eric Richardson	2002	Kansas	16
169	Charlie Higgins	1997	Rice	23
166	Bob Daugherty	1964	Southern Illinois	12
166	Chris Hughley	1991	Ohio	27
166	Reggie Williams	1995	Wyoming	33
165	Reggie Williams	1995	East Tennessee State	29
162	Jack Crocker	1950	Texas Tech	21
162	Micheal Gunter	1982	New Mexico State	15
161	John Mosley	1999	SW Missouri State	22
159	Ken Lacy	1982	Kansas	28
159	Trey Watts	2011	Oklahoma State	23
158	Ken Lacy	1982	Wichita State	15
157	Reggie Williams	1995	UTEP	32
156	Ron Jackson	1990	SW Louisiana	33
155	Reggie Williams	1995	Louisiana Tech	30

Yds	Player	Year	Game	Att
154	John Ashton	1969	Memphis	32
153	Jamad Williams	2007	Tulane	31
151	Sherman Johnson	1978	Drake	21
149	Micheal Gunter	1983	West Texas State	42
149	Ron Jackson	1991	Oklahoma State	31
148	Howard Waugh	1952	Villanova	23
148	Ronnie Morris	1958	Wichita State	13
148	Micheal Gunter	1983	New Mexico State	16
148	Uril Parrish	2003	Nevada	19
147	Chris Hughley	1991	Miami	30
146	Paul Robertson	1979	New Mexico State	13
146	Solomon White	1994	East Carolina	37
146	Tarrison Adams	2007	Rice	24
145	Micheal Gunter	1982	Wichita State	27
144	Paul Robertson	1979	SW Louisiana	18
144	Ken Bohanon	2000	San Jose State	22
144	Trey Watts	2011	Marshall	16
143	John Ashton	1969	Louisville	26
143	Carlisle Cantrell	1975	Indiana State	17
143	Mark Brus	1990	Montana State	31
143	Charlie Higgins	1998	West Virginia	11
142	Reggie Williams	1998	Oklahoma State	19
141	Steve Gage (QB)	1985	West Texas State	18
141	Derrick Ellison	1987	Louisville	21
141	Uril Parrish	2004	UTEP	21
140	Cobby Morrison	1987	Louisville	27
140	Tyler Gooch (QB)	2001	Rice	12
139	Micheal Gunter	1982	West Texas State	11
139	Chris Hughley	1991	Southern Miss	32
139	Eric Richardson	2002	SMU	21
138	Jake Roberts	1950	McMurry	14
138	Micheal Gunter	1983	NW Louisiana	23
137	Paul Hauser	1955	Houston	25
137	Ja'Terian Douglas	2011	UAB	14
135	Chris Hughley	1991	Louisville	28
135	Solomon White	1994	UTEP	26
134	Charlie Higgins	1997	Colorado State	28
134	Tarrison Adams	2007	Marshall	15
133	Micheal Gunter	1983	Texas Tech	22
133	Solomon White	1995	Memphis	29
132	Jack Crocker	1951	Kansas State	17
132	Ken Bohanon	2001	Louisiana Tech	27
131	Jake Roberts	1950	Texas Tech	16
131	Gordon Brown	1985	West Texas State	17
131	Brett Adams	1989	Wake Forest	27
131	Chris Hughley	1991	SMU	36
131	Reggie Williams	1996	Oklahoma State	19
130	Derrick Ellison	1986	Fullerton State	23
129	Jack Crocker	1951	Texas Tech	29
129	Bob Brumble	1958	Oklahoma State	33
129	Tarrison Adams	2007	Louisiana-Monroe	28
128	Brett Adams	1989	New Mexico	29
128	Brandon Diles	2005	North Texas	15
127	Joe McCulley	1973	West Texas State	17
127	Dick Scholtz	1955	Wyoming	19
127	Ray Rhodes	1972	Kansas State	31
127	Chris Hughley	1990	SW Missouri State	8
127	Chris Hughley	1991	Memphis	29
126	Mike Stripling (QB)	1966	Tampa	10
126	Micheal Gunter	1983	Illinois State	24
126	Solomon White	1994	Missouri	33
124	Howard Waugh	1951	Detroit	27
124	Jerry Keeling (QB)	1959	Cincinnati	16
124	Dave Rader (QB)	1977	Oklahoma State	24
124	Lamont Headd	1992	Southern Miss	23
123	Gordon Brown	1984	Wichita State	11



Yds	Player	Year	Game	Att
123	Gordon Brown	1985	East Carolina	20
123	Brett Adams	1989	New Mexico State	21
123	Brett Adams	1989	Bowling Green	26
123	Uril Parrish	2005	Southern Miss	23
123	Uril Parrish	2005	UCF	23
123	Tarrion Adams	2008	Marshall	30
122	Gordon Brown	1985	Long Beach State	16
121	Steve Bowling (QB)	1971	Wichita State	25
121	Quinn Jones	1979	Wichita State	15
121	Kenneth Lee	1986	Houston	17
121	Chris Hughley	1990	Louisville	26
121	Jason Jacoby	1994	Southern Miss	30
121	James Kilian (QB)	2003	UTEP	14
121	Tarrion Adams	2008	SMU	21
120	Ken Lacy	1982	Drake	25
120	Lamont Headd	1992	Hawaii	20
120	Courtney Tennial	2006	Southern Miss	21
120	Tarrion Adams	2008	Central Arkansas	13
120	Tarrion Adams	2008	East Carolina	28
119	Ken Jackson (QB)	1979	TCU	22
119	Eric Richardson	2001	Fresno State	22
118	Billy Parsons	1951	Hardin-Simmons	14
118	Howard Waugh	1952	Kansas State	14
118	Carlisle Cantrell	1975	Drake	16
118	Micheal Gunter	1982	North Texas	19
118	Gordon Brown	1984	Illinois State	12
118	Lamont Headd	1993	Southern Miss	23
118	Uril Parrish	2004	Louisiana Tech	22
118	Tarrion Adams	2007	Army	17
117	Ken Lacy	1982	Indiana State	20
117	Gordon Brown	1985	Drake	17
117	Gill Johnson	1986	Wichita State	11
117	Derrick Ellison	1986	Wichita State	9
117	Ron Jackson	1990	Arkansas	19
117	Uril Parrish	2004	SW Missouri State	22
116	Jack Crocker	1951	Wichita State	14
116	Ed White	1970	Memphis	23
116	Thomas Bailey	1974	Houston	11
116	Ken Lacy	1982	West Texas State	18
116	Gordon Brown	1984	Brigham Young	16
116	Tarrion Adams	2006	Rice	15
115	Jack Crocker	1951	Hawaii	4
115	Ronnie Morris	1957	Texas Tech	23
115	Ken Session	1979	SW Louisiana	19
115	Bobby Booker	1984	Wichita State	15
115	Brett Adams	1988	Memphis	21
115	James Kilian (QB)	2003	Hawaii	18
114	Ronnie Morris (QB)	1951	Detroit	7
114	Jim Stewart	1975	Wichita State	8
114	Carlisle Cantrell	1975	Memphis	18
114	Micheal Gunter	1981	Kansas State	16
114	Rodney Young	1984	East Carolina	20
114	Uril Parrish	2004	Rice	17
114	Tarrion Adams	2008	UTEP	15
113	Ed White	1970	Louisville	21
113	Carlisle Cantrell	1975	Cincinnati	13
113	Rickey Watts	1976	Louisville	15
113	Jason Jacoby	1994	SW Missouri State	24
112	Brett White	1981	Kansas State	16
112	Skip Ast (QB)	1982	Air Force	18
112	Steve Gage (QB)	1983	Arkansas	20
112	Gordon Brown	1984	Southern Illinois	13
112	Brett Adams	1989	Oklahoma State	23
112	Ron Jackson	1991	Ohio	13
112	Lamont Headd	1993	Oklahoma	21

Yds	Player	Year	Game	Att
112	Solomon White	1996	TCU	17
112	Charles Clay	2007	UTEP	11
112	Tarrion Adams	2007	Bowling Green	17
112	Tarrion Adams	2008	Rice	23
111	Rickey Watts	1977	NE Louisiana	22
110	Cee Ellison	1967	Cincinnati	14
110	Sherman Johnson	1977	Drake	24
110	Gordon Brown	1985	Houston	14
110	Derrick Ellison	1986	New Mexico	21
110	Lamont Headd	1993	Middle Tennessee	17
109	Dick Scholtz	1954	Wichita State	12
109	Bob Brumble	1958	Texas Tech	36
109	Rickey Watts	1975	Indiana State	6
109	Courtney Tennial	2006	Rice	23
108	Howard Waugh	1952	Cincinnati	18
108	Ronnie Morris	1957	Houston	17
108	Ray Rhodes	1972	Wichita State	22
108	Freddie Carolina	1973	West Texas State	11
108	Ron Hickerson (QB)	1976	Louisville	18
108	Derrick Ellison	1986	Louisiana Tech	22
107	Ed White	1972	North Texas	17
107	Ken Session	1980	New Mexico State	17
107	Rodney Young	1985	Florida State	10
107	Ken Bohanon	2000	New Mexico State	27
106	Raymond Rhodes	1972	Arkansas	26
106	Kenneth Lee	1986	Wichita State	11
106	Reggie Williams	1996	Iowa	24
106	Charlie Higgins	1996	New Mexico	14
105	Howard Waugh	1951	Texas Tech	20
105	Bob Brumble	1959	North Texas	23
105	Micheal Gunter	1981	Southern Illinois	11
105	Brett White	1981	West Texas State	21
105	Gordon Brown	1984	Oklahoma State	24
105	Mark Brus	1989	UTEP	23
105	Reggie Williams	1996	Oklahoma	27
105	Eric Richardson	2002	Baylor	10
104	John Ashton	1970	Virginia Tech	26
104	Ken Lacy	1981	Drake	10
104	Derrick Ellison	1986	Tennessee Tech	8
104	Brett Adams	1989	UTEP	17
104	Lamont Headd	1993	Cincinnati	28
104	Solomon White	1994	Oklahoma State	26
104	Reggie Williams	1996	Colorado State	20
104	Charlie Higgins	1998	Air Force	17
103	Quinn Jones	1978	Arkansas State	18
103	Gordon Brown	1984	West Texas State	12
103	Chris Hughley	1991	SW Louisiana	26
103	John Mosley	1999	Hawaii	18
102	Raymond Rhodes	1972	Texas Tech	21
102	Carlisle Cantrell	1975	New Mexico State	22
102	Brett White	1981	Indiana State	20
102	Brett White	1981	Arkansas State	17
102	Steve Gage	1985	Houston	22
102	Tyler Gooch	2001	San Jose State	19
102	Tarrion Adams	2005	Fresno State	11
101	Dick Kercher	1952	Oklahoma State	18
101	Ron Jackson	1992	Houston	29
101	Solomon White	1996	Rice	16
100	Quinn Jones	1979	New Mexico State	15
100	Micheal Gunter	1983	San Diego State	20
100	Derrick Ellison	1986	Houston	20
100	Brett Adams	1988	Colorado State	18
100	Charlie Higgins	1998	San Diego State	20
100	Ken Bohanon	1999	UTEP	23
100	G.J. Kinne (QB)	2009	Houston	16

Top-10 Single Game Performances

Passing

	Player	Opponent	Year	Att	Comp	Int	TD	Yards
1.	Billy Guy Anderson	Colorado State	1965	57	37	1	5	502
2.	Jerry Rhome	Oklahoma State	1964	43	35	0	4	488
T3.	Billy Guy Anderson	Southern Illinois	1965	65	42	2	5	477
T3.	Billy Guy Anderson	Memphis	1965	65	39	3	4	477
5.	David Johnson	New Mexico	2008	39	25	2	6	469
6.	Paul Smith	BYU	2007	35	21	1	5	454
7.	Billy Guy Anderson	Cincinnati	1965	55	32	1	6	451
8.	Paul Smith	Rice	2007	39	22	1	5	441
9.	David Johnson	UTEP	2008	27	21	1	5	434
10.	Paul Smith	UCF	2007	55	28	3	3	426

Rushing

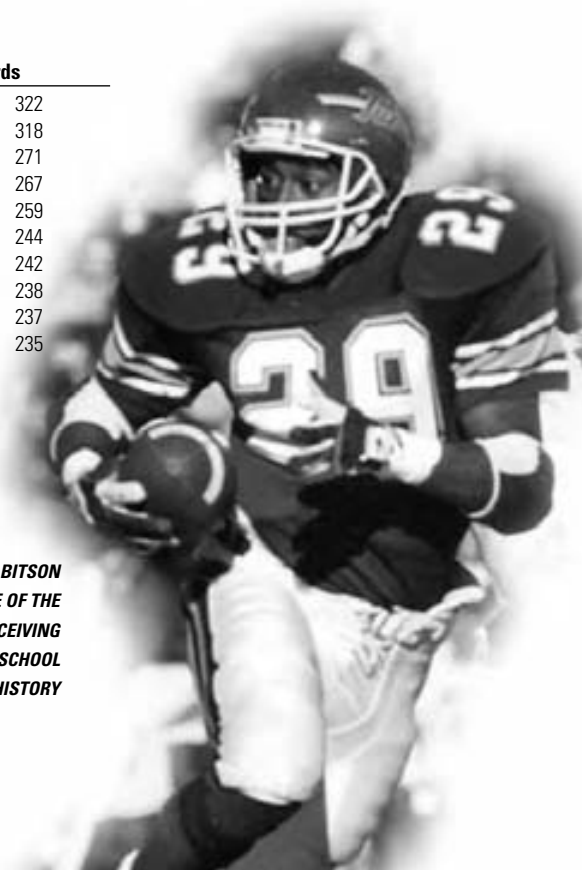
	Player	Opponent	Year	Att	Gain	Lost	Net	TD
1.	Tarrion Adams	Tulane	2008	33	328	5	323	3
2.	Mark Brus	New Mexico State	1990	43	315	3	312	3
3.	Solomon White	UNLV	1994	27	272	7	265	3
4.	Howard Waugh	Arkansas	1952	19	250	0	250	n/a
5.	Micheal Gunter	Air Force	1982	16	240	0	240	2
6.	Chris Hughley	Texas A&M	1991	29	233	2	231	3
7.	Uril Parrish	San Jose State	2004	30	237	8	229	2
8.	Howard Waugh	Houston	1951	14	216	0	216	2
9.	John Mosley	UL Monroe	1999	17	217	1	216	1
10.	Sherman Johnson	West Texas State	1978	21	215	0	215	1

Receiving

	Player	Opponent	Year	Rec	TD	Yards
1.	Rick Eber	Idaho State	1967	20	3	322
2.	Harry Wood	Idaho State	1967	13	3	318
3.	Donald Shoals	New Mexico State	2000	11	2	271
4.	Howard Twilley	Memphis State	1965	16	2	267
5.	Chris Penn	East Carolina	1993	16	4	259
6.	Brennan Marion	Rice	2007	7	2	244
7.	Howard Twilley	Southern Illinois	1965	18	2	242
8.	Dan Bitson	Bowling Green	1989	10	4	238
9.	Dan Bitson	Colorado State	1988	6	3	237
10.	Dan Bitson	Iowa	1989	14	1	235

*Led NCAA

**DAN BITSON
HOLDS THREE OF THE
TOP-10 RECEIVING
PERFORMANCES IN SCHOOL
HISTORY**





Top-10 Single Season Performances

Rushing

	Player	Year	Att	Yards	Loss	Net	Avg
1.	Tarrison Adams	2008	247	1548	25	1523	6.2
2.	Micheal Gunter	1982	195	1487	23	1464	*7.5
3.	Howard Waugh	1952	164	1389	17	1372	8.4
4.	Chris Hughley	1991	267	1342	16	1326	4.9
5.	Tarrison Adams	2007	219	1271	46	1225	5.6
6.	Gordon Brown	1985	169	1219	18	1201	7.1
7.	Micheal Gunter	1983	226	1219	21	1198	5.3
8.	Howard Waugh	1951	165	1134	16	1118	6.8
9.	Ken Lacy	1982	199	1117	20	1097	5.5
10.	Brett Adams	1989	224	1102	31	1071	4.8
T11.	Derrick Ellison	1986	170	1087	23	1064	6.3
T11.	Uril Parrish	2004	210	1114	50	1064	5.1

*Led NCAA

Passing

	Player	Year	Att	Com	Int	Pct	TD	Yards
1.	Paul Smith	2007	544	327	19	.601	47	5065
2.	David Johnson	2008	400	258	18	.645	46	4059
3.	G.J. Kinne	2010	460	275	10	.598	31	3650
4.	Billy Anderson	1965	509	296	14	.582	30	3464
5.	G.J. Kinne	2011	390	247	12	.633	28	3090
6.	Gus Frerotte	1993	383	214	15	.559	21	2871
7.	Jerry Rhome	1964	326	224	4	.687	32	2870
8.	Paul Smith	2005	364	227	6	.624	20	2847
9.	G.J. Kinne	2009	210	345	10	.609	22	2732
10.	Paul Smith	2006	350	233	9	.666	15	2727
11.	Josh Blankenship	2000	379	196	11	.517	9	2507
12.	T.J. Rubley	1988	374	182	20	.487	17	2497
13.	T.J. Rubley	1989	308	155	6	.503	22	2292
14.	James Kilian	2004	337	184	16	.546	13	2247

Receiving

	Player	Year	Rec	Yards	TD	Avg
1.	Howard Twilley	1965	134	1779	16	13.2
2.	Chris Penn	1993	105	1578	12	15.0
3.	Dan Bitson	1989	73	1425	16	19.5
4.	Brennan Marion	2007	39	1244	11	31.9
5.	Garrett Mills	2005	87	1235	9	14.2
6.	Donald Shoals	2000	80	1195	5	14.9
7.	Howard Twilley	1964	95	1178	13	12.4
8.	Rick Eber	1967	78	1168	10	14.9
9.	Dan Bitson	1988	52	1138	9	21.9
10.	Damaris Johnson	2009	78	1131	3	14.5
11.	Brennan Marion	2008	43	1112	8	25.9
12.	Trae Johnson	2007	70	1088	13	15.5
13.	Damon Savage	1997	66	1084	6	16.4
14.	Charles Clay	2007	69	1024	7	14.8

Scoring

	Player	Year	TD	Pat	FG	TP
1.	Howard Twilley	1965	16	27	0	127
2.	Kevin Fitzpatrick	2010	0	63	16	111
3.	Howard Twilley	1964	13	32	0	110
4.	Jarod Tracy	2008	0	78	10	108
5.	Brad DeVault	2005	0	49	18	103
6.	Steve Gage	1985	17	0	0	102
7.	Stu Crum	1982	0	37	21	100
T8.	Bill Parsons	1951	16	0	0	96
T8.	Dan Bitson	1989	16	0	0	96
T8.	Courtney Tennial	2006	16	0	0	96
T8.	Kevin Fitzpatrick	2011	0	51	15	96

Passing Efficiency

(based on a minimum of 10 games)

	Player	Year	Eff.
1.	David Johnson	2008	178.7
2.	Ronnie Morris	1952	177.3
3.	Jerry Rhome	1964	172.6
4.	Paul Smith	2007	159.8
5.	G.J. Kinne	2011	147.4
6.	G.J. Kinne	2010	144.3
7.	Paul Smith	2005	142.9
8.	Dave Rader	1978	142.8
9.	G.J. Kinne	2009	142.6
10.	Paul Smith	2006	141.0
11.	T.J. Rubley	1991	139.2
12.	Glenn Dobbs	1942	138.8

Tulsa by the Decade

Years	Record	Percentage
1895-99	6-3-1	.650
1900-09	7-9-0	.438
1910-19	40-19-3	.669
1920-29	6-224-5	.709
1930-39	55-29-9	.640
1940-49	66-32-3	.668
1950-59	54-46-4	.538
1960-69	51-51-0	.500
1970-79	60-49-1	.550
1980-89	65-46-0	.586
1990-99	40-70-1	.365
2000-09	62-64-0	.492
2010-present	18-8-0	.692

**GARRETT MILLS SET THE NCAA
RECEIVING RECORD FOR A TIGHT
END IN 2005 WITH 1,235 YARDS.**



Top-10 Career Performances

Rushing

Player	Year	Att	Yards	Loss	Net	Avg	TD
1. Tarrion Adams	2005-08	623	3767	116	3651	5.9	32
2. Micheal Gunter	1980-83	568	3607	71	3536	6.2	32
3. Eric Richardson	2000-03	566	3714	162	2645	4.7	26
4. Howard Waugh	1950-52	353	2630	33	2597	7.4	18
5. Solomon White	1993-96	599	2769	216	2553	4.3	25
6. Uril Parrish	2002-05	543	2609	144	2465	4.5	25
7. Ken Lacy	1979-82	450	2351	79	2272	5.1	20
8. Gordon Brown	1984-85	328	2236	40	2196	6.7	10
9. Brett Adams	1987-90	506	2220	99	2121	4.2	10
10. Steve Gage	1983-86	576	2724	628	2096	3.6	30

Passing

Player	Years	Att	Comp	Int	Pct	TD	Yds
1. Paul Smith	2003-07	1292	808	35	.625	83	10,936
2. G.J. Kinne	2009-11	1195	732	32	.612	81	9472
3. T.J. Rubley*	1987-91	1336	682	54	.510	73	9324
4. John Fitzgerald	1994-98	880	475	37	.553	25	5822
5. Gus Frerotte	1990-93	860	432	38	.502	32	5480
6. Josh Blankenship	1999-01	844	443	32	.524	21	5273
7. James Kilian	2001-04	758	410	30	.541	36	4865
8. Jerry Rhome	1963-64	584	374	17	.640	42	4779
9. David Johnson	2005-08	463	299	19	.645	48	4531
10. Jeb Blount	1973-75	587	319	32	.543	35	4343
11. Ronnie Morris	1950-52	403	213	29	.529	32	3724

*includes stats from three games in his medical hardship year of 1990

Receiving

Player	Years	Rec	Yards	Avg	TD
1. Howard Twilley	1963-65	261	3343	12.8	32
2. Dan Bitson	1987-89,'91	163	3300	20.2	29
3. Damon Savage	1996-99	212	2952	13.9	16
4. Damaris Johnson	2008-10	188	2746	14.6	17
5. Wes Caswell	1993-98	196	2562	13.1	13
6. Charles Clay	2007-10	189	2544	13.5	28
7. Donald Shoals	1999-01	185	2441	13.2	11
8. Garrett Mills	2002-05	201	2389	11.9	23
9. Steve Largent	1973-75	136	2385	17.5	32
10. Trae Johnson	2007-10	142	2372	16.7	27
11. Chris Penn	1991,'93	142	2370	16.7	17
12. Brennan Marion	2007-08	82	2356	28.7	19
13. Harry Wood	1966-68	138	2154	15.6	20
14. Rick Eber	1966-67	119	1902	16.0	15

Scoring

Player	Years	TD	PAT	FG	Pts
1. Kevin Fitzpatrick	2008-11	0	164	45	299
2. Jarod Tracy	2004-08	0	202	28	286
3. Jason Staurovsky	1981-85	0	122	53	281
4. Brad DeVault	2002-05	0	142	46	280
5. Stu Crum	1978-82	0	119	49	266
6. Howard Twilley	1963-65	32	67	0	259
7. David Fuess	1986-89	0	97	51	250
8. James Anderson	1993-97	0	98	50	248
9. Tarrion Adams	2005-08	39	0	0	234
10. Charles Clay	2007-10	38	1(2pt)	0	230
T11. Micheal Gunter	1980-83	32	0	0	192
T11. Steve Largent	1973-75	32	0	0	192
12. Clyde LeForce	1942-46	12	107	2	185

Total Offense

Player	Years	Rush	Yds	Pass	Yds	Total Plays	Total Yds
1. Paul Smith	2003-07	328	666	1292	10,936	1620	11,602
2. G.J. Kinne	2009-11	434	1359	1195	9472	1629	10,831
3. T.J. Rubley*	1987-91	205	-244	1336	9324	1541	9080
4. John Fitzgerald	1994-98	206	436	880	5822	1086	6258
5. James Kilian	2001-04	329	1083	410	4865	739	5948
6. Gus Frerotte	1990-93	163	73	860	5480	1023	5553
7. Steve Gage	1983-86	576	2096	459	3354	1035	5450
8. Josh Blankenship	1999-01	175	-6	844	5273	1019	5267
9. Jerry Rhome	1963-64	221	321	584	4779	805	5104
10. David Johnson	2005-08	108	232	463	4531	571	4763
11. Ronnie Morris	1960-62	226	698	403	3724	629	4422

*includes stats from three games in his medical hardship year of 1990

Passing Efficiency

Player	Years	Eff.
1. David Johnson	2005-08	175.4
2. Jerry Rhome	1963-64	150.7
3. Paul Smith	2003-07	149.4
4. G.J. Kinne	2009-11	144.8
5. Ronnie Morris	1950-52	142.3
6. Billy Anderson	1964-65	129.0
7. Dave Rader	1975-78	126.9
8. Jeb Blount	1972-75	125.2
9. Kenny Jackson	1978-81	120.2
10. T.J. Rubley	1987-91	119.6
11. Richie Stephenson	1983-86	119.3

Field Goals

Player	Years	FG
1. Jason Staurovsky	1981, '83-85	53
2. David Fuess	1986-89	51
3. James Anderson	1994-97	50
4. Stu Crum	1978-80, '82	49
5. Brad DeVault	2002-05	46
6. Kevin Fitzpatrick	2008-11	45
7. Eric Lange	1991-92	35
8. Jarod Tracy	2004-08	28
9. Chris Earnest	1998-01	24
10. Sam Henry	1970-72	22
11. Steve Cox	1976-77	19

Tackles

Player	Years	Solos	Assists	Total
1. Nelson Coleman	2003-07	202	211	413
2. Michael White	1987, '89-91	227	162	389
3. Robert Tennon	1976, '78-80	204	184	388
4. Lovie Smith	1976-79	156	211	367
5. Curnelius Arnick	2008-11	210	146	356
6. Chris Chamberlain	2004-07	209	143	352
7. Don Blackmon	1976, '78-80	166	170	336
8. Ashon Farley	1997-00	188	143	331
9. Muadianvita Kazadi	1993-96	170	158	328
10. Nick Bunting	2003-06	163	164	327
11. Dennis Byrd	1985-88	151	170	321
12. Levi Gillen	1994-97	198	113	311



Top Crowds to See Tulsa Play

	Attendance	Score	Stadium	Site	Date
1.	85,260	#1 Oklahoma 47, Tulsa 14	Memorial Stadium	Norman, Okla.	Sept. 3, 2011
2.	84,803	#12 Oklahoma 45, Tulsa 0	Memorial Stadium	Norman, Okla.	Sept. 19, 2009
3.	83,877	#18 Oklahoma 31, Tulsa 15	Memorial Stadium	Norman, Okla.	Sept. 10, 2005
4.	80,795	Tulsa 28, Notre Dame 27	Notre Dame Stadium	South Bend, Ind.	Oct. 30, 2010
5.	75,008	#8 Oklahoma 28, Tulsa 18	Memorial Stadium	Norman, Okla.	Sept. 24, 1983
6.	74,911	#3 Oklahoma 58, Tulsa 0	Memorial Stadium	Norman, Okla.	Nov. 3, 2001
7.	72,173	Florida 52, Tulsa 0	Florida Field	Gainesville, Fla.	Sept. 12, 1987
8.	71,187	#3 Oklahoma 49, Tulsa 13	Memorial Stadium	Norman, Okla.	Sept. 22, 1979
9.	70,325	#11 Oklahoma 52, Tulsa 10	Memorial Stadium	Norman, Okla.	Sept. 22, 1990
10.	70,021	Arkansas 30, Tulsa 23	Razorback Stadium	Fayetteville, Ark.	Nov. 1, 2008
11.	70,000	#7 Tennessee 14, Tulsa 7	Sugar Bowl	New Orleans, La.	Jan. 1, 1943
12.	69,442	Arkansas 45, Tulsa 13	Razorback Stadium	Fayetteville, Ark.	Sept. 6, 2003
13.	69,000	#13 Georgia Tech 20, Tulsa 18	Sugar Bowl	New Orleans, La.	Jan. 1, 1944
14.	68,384	Tulsa 31, Oklahoma 24	Memorial Stadium	Norman, Okla.	Sept. 28, 1996
15.	67,770	Iowa 30, Tulsa 22	Kinnick Stadium	Iowa City, Iowa	Sept. 30, 1989
16.	67,647	#7 Texas A&M 62, Tulsa 13	Kyle Field	College Station, Texas	Sept. 18, 1999
17.	67,256	Tennessee 17, Tulsa 10	Neyland Stadium	Knoxville, Tenn.	Oct. 5, 1974
18.	67,121	#10 Oklahoma 41, Tulsa 20	Memorial Stadium	Norman, Okla.	Sept. 25, 1993
19.	66,431	Iowa 26, Tulsa 25	Kinnick Stadium	Iowa City, Iowa	Sept. 4, 1993
20.	64,893	Iowa 54, Tulsa 16	Kinnick Stadium	Iowa City, Iowa	Sept. 13, 1997
21.	64,327	#8 Brigham Young 38, Tulsa 15	Cougar Stadium	Provo, Utah	Sept. 15, 1984
22.	64,200	Brigham Young 49, Tulsa 39	Cougar Stadium	Provo, Utah	Nov. 8, 1997
23.	63,754	Brigham Young 45, Tulsa 35	Cougar Stadium	Provo, Utah	Nov. 4, 1995
24.	62,517	Tennessee 38, Tulsa 3	Neyland Stadium	Knoxville, Tenn.	Oct. 30, 1971
25.	60,126	Tulsa 20, Florida 10	Florida Field	Gainesville, Fla.	Oct. 27, 1979
26.	58,926	#7 Texas A&M 19, Tulsa 9	Kyle Field	College Station, Texas	Sept. 12, 1992
27.	57,067	#3 Texas A&M 52, Tulsa 9	Kyle Field	College Station, Texas	Sept. 16, 1995
28.	56,627	Brigham Young 49, Tulsa 24	LaVell Edwards Stadium	Provo, Utah	Sept. 9, 2006
29.	55,263	Tulsa 20, Missouri 17	Memorial Stadium	Columbia, Mo.	Sept. 3, 1994
30.	55,112	Arkansas 24, Tulsa 0	War Memorial Stadium	Little Rock, Ark.	Sept. 21, 1985
31.	54,894	Tulsa 31, Fresno State 24	Liberty Bowl Stadium	Memphis, Tenn.	Dec. 31, 2005



TULSA DEFEATED NOTRE DAME IN THE 2010 SEASON BY A SCORE OF 28-27 IN FRONT OF THE THIRD LARGEST CROWD (80,795) TO SEE A GOLDEN HURRICANE FOOTBALL GAME.

Series Records Against All Opponents

Opponent	W	L	T	First Game	Last Game
Air Force Academy	3	3	0	1957	1998
Alabama	0	3	0	1953	1962
Arizona	2	0	0	1958	1960
Arkansas	16	52	3	1898	2008
Arkansas State	2	2	0	1978	2003
Arkansas Tech	1	2	0	1922	1924
Army	1	0	0	2007	2007
Austin College (TX)	0	2	0	1923	1924
Bacone Jr. College (OK)	4	0	0	1895	1900
Baylor	4	5	0	1940	2002
Bowling Green	3	0	0	1989	2010
Boise State	0	6	0	2001	2011
Bradley	2	0	0	1949	1950
Brigham Young	1	6	0	1971	2007
Broken Arrow Prep (OK)	0	1	0	1910	1910
Burleson College (TX)	1	0	0	1919	1919
Camp Funston (KS)	0	1	0	1917	1917
Catholic University (DC)	1	1	0	1939	1940
Centenary (LA)	2	1	1	1934	1939
Central Arkansas	2	0	0	2008	2010
Central Michigan	1	1	0	1986	1987
Central State (OK)	8	3	0	1919	1938
Chilocco Indians (OK)	2	0	0	1920	1921
Cincinnati	16	13	2	1946	1997
Claremore Prep (OK)	5	1	0	1908	1914
Colorado	0	1	0	1969	1969
Colorado State	4	3	0	1965	1998
Creighton	5	0	0	1931	1942
Cumberland College (AR)	1	0	0	1916	1916
Des Moines	1	0	0	1923	1923
Denver	0	1	0	1917	1917
DePaul	2	0	0	1927	1928
Detroit	6	10	1	1928	1959
Drake	20	1	0	1935	1985
Drury (MO)	0	1	0	1917	1917
East Carolina	5	5	0	1984	2010
East Central (OK)	6	0	0	1914	1921
East Tennessee State	1	0	0	1995	1995
Eastern Okla. Jr. College	1	0	0	1915	1915
Epworth College (OK)	0	1	0	1905	1905
Euclaw Indians (OK)	2	0	0	1912	1913
Florida	1	4	0	1948	1987
Florida State	0	5	0	1969	1985
Fort Smith Prep (AR)	1	0	0	1905	1905
Fresno State	1	4	0	1999	2005
Fullerton State (CA)	1	0	0	1986	1986
Georgetown	1	3	0	1923	1950
George Washington (DC)	5	2	0	1930	1937
Georgia	0	2	0	1945	1960
Georgia Tech	1	2	0	1943	2004
Hardin-Simmons	9	3	0	1951	1962
Haskell A&M (OK)	1	0	0	1913	1913
Haskell Indian School (KS)	5	8	0	1915	1931
Hawaii	4	5	0	1951	2010
Hendrix College (AR)	2	0	0	1930	1931
Hondo AFB (TX)	1	0	0	1945	1945
Houston	17	20	0	1950	2011
Idaho	1	0	0	1970	1970
Idaho State	2	0	0	1967	1970
Illinois State	2	0	0	1983	1984
Indiana	0	1	0	1945	1945

Opponent	W	L	T	First Game	Last Game
Indiana State	6	0	0	1975	2001
Iowa	1	3	0	1989	1997
Iowa Pre-Flight	0	1	0	1944	1944
Iowa State	0	1	0	1961	1961
Kansas	6	4	0	1933	2004
Kansas City Veterinary	1	0	0	1916	1916
Kansas State	11	6	1	1934	1988
Kingfisher College (OK)	2	0	0	1920	1921
Krebs Prep (OK)	1	0	0	1900	1900
Long Beach State	1	0	0	1985	1985
Louisiana-Monroe	2	1	0	1977	2007
Louisiana Tech	2	7	0	1986	2004
Louisville	14	12	0	1962	1994
Manhattan College (NY)	0	0	1	1937	1937
Marquette	2	1	0	1951	1956
Marshall	3	0	0	2007	2011
McMurry (TX)	2	0	0	1949	1950
McNeese State	0	2	0	1976	1979
Memphis	10	14	0	1961	2010
Mexico City University	1	0	0	1931	1931
Miami (FL)	1	3	0	1944	1991
Minnesota	0	2	0	2003	2005
Mississippi	3	0	0	1932	1964
Missouri	1	1	0	1994	1997
Missouri-Rolla	4	0	0	1916	1932
Montana	1	0	0	1972	1972
Montana State	3	0	0	1963	1990
Mounds Prep (OK)	1	0	0	1910	1910
Muskogee Prep (OK)	0	2	0	1908	1908
Navy	1	1	0	2004	2006
Nevada	2	4	0	1945	2004
Nevada-Las Vegas	3	0	0	1988	1998
New Mexico	4	2	0	1986	2009
New Mexico State	15	4	0	1946	2001
Northeastern State (OK)	5	6	0	1896	1926
Northeastern Okla. A&M	1	0	0	1920	1920
North Dakota State	1	0	0	1941	1941
North Texas	18	6	0	1944	2011
Northern Arizona	0	1	0	1987	1987
Northern JC (OK)	2	0	0	1914	1925
Northwestern State (OK)	9	0	1	1914	1928
Northwest Louisiana	1	0	0	1983	1983
Notre Dame	1	0	0	2010	2010
Ohio	1	0	0	1991	1991
Oklahoma Baptist	9	1	1	1919	1932
Oklahoma City	10	2	0	1912	1933
Oklahoma	7	17	1	1914	2011
Oklahoma State	28	39	5	1914	2011
Oregon	0	1	0	1989	1989
Osage Indians (OK)	0	1	0	1908	1908
Ozarks College (AR)	1	0	0	1924	1924
Pacific2	1	0	1953	1957	
Parsons College (KS)	1	0	0	1927	1927
Phillips University (OK)	8	3	2	1916	1932
Pittsburg (KS)	2	1	1	1913	1917
Randolph AFB (TX)	1	0	0	1942	1942
Rice	9	7	1	1937	2011
Richmond	1	0	0	1976	1976
Sam Houston State	1	0	0	2009	2009
San Diego State	2	2	0	1977	1998
San Jose State	3	3	0	1999	2004



Opponent	W	L	T	First Game	Last Game
San Francisco	1	1	0	1949	1950
SMU	7	12	0	1935	2011
South Carolina	0	1	0	1948	1948
South Dakota	1	0	0	1927	1927
Southeastern Okla.	6	0	0	1915	1928
Southern Illinois	7	2	0	1963	1984
Southern Miss	4	3	1	1991	2010
SW Missouri State	7	0	0	1990	2004
Southwestern Louisiana	4	5	0	1977	1992
Southwestern Okla.	1	0	0	1922	1922
Southwestern Texas	1	0	1	1943	1944
St. Edward's (TX)	0	2	0	1923	1924
St. Gregory's (OK)	2	0	0	1916	1920
St. John's (KS)	1	0	0	1923	1923
St. Louis	4	0	1	1938	1942
Stephen F. Austin	1	0	0	2006	2006
Tampa3	1	0	1966	1974	
Temple	2	0	0	1987	1988
Tennessee	0	5	0	1942	1974
Tennessee Medics	1	1	1	1923	1925
Tennessee Tech	1	0	0	1986	1986
Texas A&M	2	6	0	1922	1999
Texas Christian	5	14	0	1921	2000
Texas State	1	0	0	2003	2003
Texas Tech	12	11	0	1941	1987
Trinity (TX)	1	0	0	1919	1919
Toledo1	1	0	1962	1964	
Tulane	7	1	0	1968	2011
Tulsa Central Prep (OK)	1	2	0	1908	1913
UAB	3	0	0	2007	2011
UCF (Central Florida)	3	2	0	2005	2011
Utah	2	1	0	1943	1997
UTEP (Texas-El Paso)	12	8	0	1988	2011
Villanova	3	0	0	1949	1952
Virginia Tech	3	1	0	1970	1978
Waco AFB (TX)	1	0	0	1942	1942
Wake Forest	0	3	0	1967	1989
Washburn (KS)	6	0	0	1929	1940
Washington (MO)	3	0	0	1937	1942
West Texas State	13	1	1	1945	1985
West Virginia	0	1	0	1998	1998
Wichita State	32	13	1	1928	1986
Wyoming	2	3	0	1954	1998

Tulsa's All-Time Head Coaching Records

Coch Years	Games	W	L	T	Pct
Norman Leard	1895-97	7	5	2	0 .714
Fred Taylor	1898-99	3	1	1	1 .500
Harvey Allen	1912	4	1	3	0 .250
George Evans	1913	7	5	2	0 .714
Sam McBirney	1908, 1914-16	32	25	6	1 .806
Hal Medford	1917	9	0	8	1 .000
Arthur Smith	1918	3	1	2	0 .333
Francis Schmidt	1919-21	29	24	3	2 .889
Howard Acher	1922-24	25	12	11	2 .522
Elmer Henderson	1925-35	100	70	25	5 .737
Vic Hurt	1936-38	29	15	9	5 .625
Chet Benefiel	1939-40	20	11	8	1 .589
Henry Frnka	1941-45	50	40	9	1 .816
J. O. Brothers	1946-52	74	45	25	4 .635
Bernie Witucki	1953-54	21	3	18	0 .143
Bobby Dobbs	1955-60	60	30	28	2 .517
Glenn Dobbs	1961-68	82	45	37	0 .549
Vince Carillot	1969	10	1	9	0 .100
Claude Gibson	1970-72	27	11	16	0 .407
F. A. Dry	1972-76	50	31	18	1 .633
John Cooper	1977-84	88	57	31	0 .648
Don Morton	1985-86	22	13	9	0 .591
George Henshaw	1987	11	3	8	0 .273
David Rader	1988-99	130	49	80	1 .376
Pat Henderson	1999	4	1	3	0 .250
Keith Burns	2000-02	35	7	28	0 .200
Steve Kragthorpe	2003-06	51	29	22	0 .569
Todd Graham	2007-10	53	36	17	0 .679
Bill Blankenship	2011-present	13	8	5	0 .615

Top-10 Winningest Coaches

(based on victories)

Coach	Years	W	L	T	Pct
1. Elmer Henderson	1925-35	70	25	5	.737
2. John Cooper	1977-84	57	31	0	.648
3. David Rader	1988-99	49	80	1	.376
4. J. O. Brothers	1946-52	45	25	4	.635
5. Glenn Dobbs	1961-68	45	37	0	.549
6. Henry Frnka	1941-45	40	9	1	.816
7. Todd Graham	2007-10	36	17	0	.679
8. F. A. Dry	1972-76	31	18	1	.633
9. Bobby Dobbs	1955-60	30	28	2	.517
10. Steve Kragthorpe	2003-06	29	22	0	.569
11. Sam McBirney	1914-16	25	6	1	.806

(based on winning percentage)

Coach	Years	G	W	L	T	Pct
1. Francis Schmidt	1919-21	29	24	3	2	.889
2. Henry Frnka	1941-45	50	40	9	1	.816
3. Sam McBirney	1914-16	32	25	6	1	.806
4. Elmer Henderson	1925-35	100	70	25	5	.737
T5. Norman Leard	1895-97	7	5	2	0	.714
T5. George Evans	1913	7	5	2	0	.714
7. Todd Graham	2007-10	53	36	17	0	.679
8. John Cooper	1977-84	88	57	31	0	.648
9. J.O. Brothers	1946-52	74	45	25	4	.635
10. F. A. Dry	1972-76	50	31	18	1	.633

Season-By-Season Review

Year	Coach	W	L	T	Points TU - Opp.	Home	Away	Neut.	Conf. Record	Conf. Place	Bowl (Win/Loss)
1895	Norman Leard	1	0	0	-	1-0	0-0	-	-	-	
1896	Norman Leard	2	1	0	-	2-0	0-1	-	-	-	
1897	Norman Leard	2	1	0	-	2-0	0-1	-	-	-	
1898	Fred Taylor	1	0	0	-	1-0	0-0	-	-	-	
1899	Fred Taylor	0	1	1	0-11	0-0-1	0-1	-	-	-	
1900	unknown	2	1	0	43-23	2-0	0-1	-	-	-	
1901	unknown	0	1	0	0-48	0-0	0-1	-	-	-	
1902	unknown	0	1	0	0-33	0-1	0-0	-	-	-	
1903	no team										
1904	no team										
1905	unknown	1	2	0	10-24	1-1	0-1	-	-	-	
1906	no team										
1907	no team										
1908	Sam McBirney	2	3	0	80-43	1-1	1-2	-	-	-	
1909	unknown	2	1	0	23-33	1-0	1-1	-	-	-	
1910	unknown	2	1	0	9-11	1-0	1-1	-	-	-	
1911	no team										
1912	Harvey Allen	1	3	0	75-103	0-1	1-2	-	-	-	
1913	George Evans	5	2	0	271-59	3-1	2-1	-	-	-	
1914	Sam McBirney	7	2	0	261-48	2-1	5-1	-	3-2, OCC	3rd	
1915	Sam McBirney	6	1	1	257-33	3-1	3-0-1	-	4-1-1, OCC	2nd	
1916	Sam McBirney	10	0	0	566-40	7-0	3-0	-	4-0, OCC	1st	
1917	Hal Medford	0	8	1	66-221	0-4-1	0-4	-	DNP	-	
1918	Arthur Smith	1	2	0	9-56	0-1	1-1	-	DNP	-	
1919	Francis Schmidt	8	0	1	594-27	6-0	2-0-1	-	5-0-1, OCC	1st	
1920	Francis Schmidt	10	0	1	621-21	8-0	2-0-1	-	6-0-1, OCC	1st	
1921	Francis Schmidt	6	3	0	257-95	5-1	1-1	0-1	5-1, OCC	2nd	
1922	Howard Acher	9	0	0	157-60	5-0	3-0	1-0	4-0, OCC	1st	
1923	Howard Acher	2	5	1	107-165	2-3	0-2-1	-	DNP	-	
1924	Howard Acher	1	6	1	17-133	1-4-1	0-2	-	DNP	-	
1925	Elmer Henderson	6	2	0	128-91	4-2	2-0	-	4-0, OCC	1st	
1926	Elmer Henderson	7	2	0	169-56	5-2	2-0	-	5-1, OCC	2nd	
1927	Elmer Henderson	8	1	0	201-84	6-1	2-0	-	3-1-1, OCC	2nd	
1928	Elmer Henderson	7	2	1	273-73	6-2	1-0-1	-	3-1-1, OCC	2nd	
1929	Elmer Henderson	6	3	1	107-81	4-1	2-2-1	-	4-0-1, Big 4	1st	
1930	Elmer Henderson	7	2	0	171-79	6-2	1-0	-	3-0, Big 4	1st	
1931	Elmer Henderson	8	3	0	255-55	6-3	2-0	-	2-1, Big 4	2nd	
1932	Elmer Henderson	7	1	1	175-36	6-0-1	1-1	-	3-0, Big 4	1st	
1933	Elmer Henderson	6	1	0	93-19	4-1	2-0	-	DNP	-	
1934	Elmer Henderson	5	2	1	106-39	5-1-1	0-1	-	DNP	-	
1935	Elmer Henderson	3	6	1	58-94	2-4-1	1-2	-	3-0, MVC	1st	



Year	Coach	W	L	T	Points TU - Opp.	Home	Away	Neut.	Conf. Record	Conf. Place	Bowl (Win/Loss)
1936	Vic Hurt	5	2	2	154-56	4-2-1	1-0-1	-	3-0, MVC	1st	
1937	Vic Hurt	6	2	2	195-90	4-1-1	2-1-1	-	3-0, MVC	1st	
1938	Vic Hurt	4	5	1	115-148	3-0-1	1-4	0-1	3-1, MVC	1st	
1939	Chet Benefiel	4	5	1	94-104	3-3-1	1-2	-	2-1-1, MVC	3rd	
1940	Chet Benefiel	7	3	0	166-112	5-1	2-1	0-1	4-0, MVC	1st	
1941	Henry Frnka	8	2	0	194-65	5-1	2-1	1-0	4-0, MVC	1st	Sun (W)
1942	Henry Frnka	10	1	0	434-46	6-0	4-0	0-1	5-0, MVC	1st	Sugar (L)
1943	Henry Frnka	6	1	1	269-52	4-0-1	2-0	0-1	1-0, MVC	1st	Sugar (L)
1944	Henry Frnka	8	2	0	380-128	5-2	1-0	2-0	0-1, MVC	2nd	Orange (W)
1945	Henry Frnka	8	3	0	275-84	7-0	1-2	0-1	2-1, MVC	2nd	Oil (L)
1946	J. O. Brothers	9	1	0	295-83	7-0	2-1	-	3-0, MVC	1st	
1947	J. O. Brothers	5	5	0	143-128	4-3	1-2	-	3-0, MVC	1st	
1948	J. O. Brothers	0	9	1	135-330	0-6	0-3-1	-	0-1-1, MVC	4th	
1949	J. O. Brothers	5	5	1	223-233	4-2	1-3-1	-	1-2-1, MVC	5th	
1950	J. O. Brothers	9	1	1	339-124	5-0-1	4-1	-	3-0-1, MVC	1st	
1951	J. O. Brothers	9	2	0	371-200	7-0	2-2	-	4-0, MVC	1st	
1952	J. O. Brothers	8	2	1	341-197	6-0-1	2-1	0-1	3-1, MVC	2nd	Gator (L)
1953	Bernie Witucki	3	7	0	117-258	2-3	1-4	-	1-3, MVC	4th	
1954	Bernie Witucki	0	11	0	118-333	0-5	0-6	-	0-4, MVC	4th	
1955	Bobby Dobbs	2	7	1	124-232	1-3-1	1-4	-	1-3, MVC	4th	
1956	Bobby Dobbs	7	2	1	169-67	6-0-1	1-2	-	2-1-1, MVC	2nd	
1957	Bobby Dobbs	4	6	0	110-145	2-3	2-3	-	2-3, MVC	3rd	
1958	Bobby Dobbs	7	3	0	216-100	5-1	2-2	-	2-2, MVC	3rd	
1959	Bobby Dobbs	5	5	0	137-164	5-1	0-4	-	2-2, MVC	3rd	
1960	Bobby Dobbs	5	5	0	169-230	2-3	3-2	-	2-1, MVC	2nd	
1961	Glenn Dobbs	2	8	0	91-205	2-3	0-5	-	1-2, MVC	2nd	
1962	Glenn Dobbs	5	5	0	219-181	4-2	1-3	-	3-0, MVC	1st	
1963	Glenn Dobbs	5	5	0	214-241	4-2	1-3	-	2-2, MVC	3rd	
1964	Glenn Dobbs	9	2	0	398-140	5-0	3-2	1-0	3-1, MVC	2nd	Bluebonnet (W)
1965	Glenn Dobbs	8	3	0	321-171	4-0	4-2	0-1	4-0, MVC	1st	Bluebonnet (L)
1966	Glenn Dobbs	6	4	0	220-203	4-0	2-4	-	3-1, MVC	1st	
1967	Glenn Dobbs	7	3	0	304-155	4-1	3-2	-	3-1, MVC	2nd	
1968	Glenn Dobbs	3	7	0	149-314	2-2	1-5	-	2-3, MVC	3rd	
1969	Vince Carillot	1	9	0	183-377	1-3	0-6	-	1-4, MVC	6th	
1970	Claude Gibson	6	4	0	187-178	6-0	0-4	-	3-1, MVC	2nd	
1971	Claude Gibson	4	7	0	173-297	1-4	3-3	-	3-2, MVC	2nd	
1972	Gibson (1-5)/Dry (3-2)	4	7	0	195-269	3-2	1-5	-	3-2, MVC	3rd	
1973	F.A. Dry	6	5	0	258-193	5-0	1-5	-	5-1, MVC	1st	
1974	F.A. Dry	8	3	0	285-204	5-0	3-3	-	6-0, MVC	1st	
1975	F.A. Dry	7	4	0	368-181	4-2	3-2	-	4-0, MVC	1st	
1976	F.A. Dry	7	4	1	253-208	3-1-1	4-2	0-1	2-1-1, MVC	1st	Independence (L)
1977	John Cooper	3	8	0	192-398	2-2	1-6	-	2-3, MVC	4th	
1978	John Cooper	9	2	0	289-203	6-0	3-2	-	4-1, MVC	2nd	
1979	John Cooper	6	5	0	195-221	3-2	3-3	-	DNP	-	
1980	John Cooper	8	3	0	243-196	5-0	3-3	-	4-1, MVC	1st	
1981	John Cooper	7	4	0	304-196	5-1	2-3	-	5-1, MVC	1st	
1982	John Cooper	10	1	0	312-196	5-0	5-1	-	6-0, MVC	1st	
1983	John Cooper	8	3	0	297-185	6-0	2-3	-	5-0, MVC	1st	
1984	John Cooper	6	5	0	261-206	3-2	3-3	-	5-0, MVC	1st	
1985	Don Morton	6	5	0	274-328	4-1	2-4	-	5-0, MVC	1st	
1986	Don Morton	7	4	0	293-186	5-1	2-3	-	-	-	

Year	Coach	W	L	T	Points TU - Opp.	Home	Away	Neut.	Conf. Record	Conf. Place	Bowl (Win/Loss)
1987	George Henshaw	3	8	0	175-371	1-3	2-5	-	-	-	
1988	David Rader	4	7	0	254-318	3-1	1-6	-	-	-	
1989	David Rader	6	6	0	302-271	5-0	1-5	0-1	-	-	Independence (L)
1990	David Rader	3	8	0	183-281	2-3	1-5	-	-	-	
1991	David Rader	10	2	0	305-208	6-1	3-1	1-0	-	-	Freedom (W)
1992	David Rader	4	7	0	240-303	4-2	0-5	-	-	-	
1993	David Rader	4	6	1	262-259	1-3-1	3-3	-	-	-	
1994	David Rader	3	8	0	244-384	2-3	1-5	-	-	-	
1995	David Rader	4	7	0	233-300	3-2	1-5	-	-	-	
1996	David Rader	4	7	0	245-333	2-3	2-4	-	2-6, WAC	7th	
1997	David Rader	2	9	0	258-426	1-4	1-5	-	2-6, WAC	7th	
1998	David Rader	4	7	0	222-258	3-3	1-4	-	2-6, WAC	7th	
1999	David Rader (1-6)/ Pat Henderson (1-3)	2	9	0	230-386	1-5	1-4		1-6, WAC	8th	
2000	Keith Burns	5	7	0	240-283	3-3	2-4	-	4-4, WAC	5th	
2001	Keith Burns	1	10	0	191-387	1-5	0-5	-	0-8, WAC	10th	
2002	Keith Burns	1	11	0	233-417	1-5	0-6	-	1-7, WAC	9th	
2003	Steve Kragthorpe	8	5	0	400-361	5-1	3-3	0-1	6-2, WAC	2nd	Humanitarian (L)
2004	Steve Kragthorpe	4	8	0	345-398	4-2	0-6	-	3-5, WAC	6th	
2005	Steve Kragthorpe	9	4	0	430-305	3-2	5-2	1-0	6-2, C-USA	1st	AutoZone Liberty (W)
2006	Steve Kragthorpe	8	5	0	360-262	5-1	3-3	0-1	5-3, C-USA	3rd/West	Armed Forces (L)
2007	Todd Graham	10	4	0	576-467	5-1	4-3	1-0	6-2, C-USA	1st/West	GMAC (W)
2008	Todd Graham	11	3	0	661-391	6-1	4-2	1-0	7-1, C-USA	1st/West	GMAC (W)
2009	Todd Graham	5	7	0	351-328	2-4	3-3	0-0	3-5, C-USA	T3rd/West	
2010	Todd Graham	10	3	0	538-394	6-0	4-3	0-0	6-2, C-USA	T1st/West	Sheraton Hawaii (W)
2011	Bill Blankenship	8	5	0	430-355	4-2	4-2	0-1	7-1, C-USA	2nd/West	Armed Forces (L)

Tulsa Won-Lost Records

	Wins	Losses	Ties
113-Year Record (1063 games)	586	450	27
Home Record (577 games)	390	170	17
Road Record (464 games)	187	267	10
Neutral Site Record (22 games)	9	13	0
Skelly Field Record (467 games)	311	142	14
Conference Record (402 games)	262	128	12



CHRIS HUGHLEY WAS NAMED THE SPORTS ILLUSTRATED OFFENSIVE PLAYER OF THE WEEK FOR HIS 231 YARD, THREE TOUCHDOWN GAME AGAINST TEXAS A&M IN 1991.



Homecoming Game Results

Year	Opponent	W-L-T	Tulsa	Opp
1926	Arkansas	W	14	7
1927	Southeastern Oklahoma	W	32	0
1928	Wichita State	W	46	0
1929	Oklahoma Baptist	W	7	3
1930	Phillips	W	25	0
1931	Oklahoma State	L	6	7
1932	Oklahoma State	T	0	0
1933	Oklahoma State	L	0	7
1934	Kansas State	W	21	0
1935	Oklahoma State	W	12	0
1936	Oklahoma State	W	13	0
1937	Oklahoma State	W	27	0
1938	Oklahoma State	W	20	7
1939	Detroit	L	7	16
1940	Texas Christian	W	7	0
1941	Baylor	W	20	13
1942	Baylor	W	24	0
1943	Oklahoma State	W	55	6
1944	Oklahoma State	L	40	46
1945	Baylor	W	26	7
1946	Baylor	W	17	0
1947	Baylor	L	6	7
1948	South Carolina	L	7	27
1949	Kansas State	W	48	27
1950	Detroit	T	13	13
1951	Kansas State	W	42	26
1952	Villanova	W	42	6
1953	Houston	W	23	2
1954	Oklahoma State	L	0	12
1955	Texas Tech	L	34	7
1956	Oklahoma State	T	14	14
1957	Houston	L	7	13
1958	Texas Tech	W	9	7
1959	Houston	L	13	22
1960	Wichita State	L	20	21
1961	Houston	L	2	14
1962	Louisville	W	25	7
1963	Cincinnati	L	15	21
1964	Oklahoma State	W	61	14
1965	Louisville	W	51	18
1966	Montana State	W	13	10
1967	Wake Forest	L	24	31
1968	Memphis State	L	6	32
1969	Houston	L	14	47
1970	Wichita State	W	21	12
1971	Air Force	L	7	17
1972	Montana	W	10	7
1973	New Mexico State	W	52	14
1974	New Mexico State	W	28	7
1975	Memphis State	L	14	16
1976	Memphis State	W	16	14
1977	Wichita State	L	26	38
1978	Kansas State	W	24	14
1979	Texas Christian	L	24	17
1980	Kansas State	W	3	0
1981	Southern Illinois	L	34	36
1982	Oklahoma State	W	25	15
1983	New Mexico State	W	24	10
1984	Oklahoma State	L	7	31
1985	Drake	W	45	15
1986	Wichita State	W	38	10
1987	Louisville	W	26	22

Year	Opponent	W-L-T	Tulsa	Opp
1988	UTEP	L	24	27
1989	New Mexico State	W	34	13
1990	Memphis State	L	10	22
1991	Miami	L	10	34
1992	SW Missouri State	W	17	14
1993	Cincinnati	L	15	22
1994	East Carolina	L	21	28
1995	Wyoming	W	35	6
1996	Brigham Young	L	30	55
1997	Rice	L	18	33
1998	San Diego State	L	14	24
1999	Hawaii	L	21	35
2000	UTEP	L	7	40
2001	New Mexico State	L	7	24
2002	UTEP	W	20	0
2003	SMU	W	35	16
2004	Boise State	L	42	45
2005	Memphis	W (OT)	37	31
2006	North Texas	W	28	3
2007	Marshall	W	38	31
2008	Rice	W	63	28
2009	SMU	L	13	27
2010	Tulane	W	52	24
2011	SMU	W	38	7

Tulsa has a 48-35-3 record in Homecoming games

Tulsa in the Final Top-25 Polls

Associated Press

(Voted on by Writers and Broadcasters)

#1 Ranked

Year	Team	TU Rank
1942	Ohio State	Tulsa 4th (10-1)
1943	Notre Dame	Tulsa 15th (6-1-1)
1945	Army	Tulsa 17th (8-3)
1946	Notre Dame	Tulsa 17th (9-1)
1950	Oklahoma	Tulsa 19th (9-1-1)
1952	Michigan St.	Tulsa 12th (8-2-1)
1991	Miami	Tulsa 21st (10-2)
2010	Auburn	Tulsa 24th (10-3)

United Press International

(Voted on by Coaches prior to 1991)

#1 Ranked

Year	Team	TU Rank
1964	Alabama	Tulsa 18th (9-2)
1965	Michigan State	Tulsa 16th (8-3)
1974	Southern Cal	Tulsa 19th (8-3)

USA Today/CNN

(Voted on by Coaches)

#1 Ranked

Year	Team	TU Rank
1991	Washington	Tulsa 21st (10-2)

Tulsa All-Time Results

**NORMAN Leard****3 seasons****1895 - 1897****W-5, L-2, T-0****1895 Won 1 Lost 0**

- Defeated Bacone Indians (now Bacone Junior College) in a home game at Muskogee. No score recorded.

1896 Won 2 Lost 1

- Defeated Bacone Indians in a home game at Muskogee, no score recorded.
- Defeated Cherokee Male Seminary (Now Northeastern Oklahoma State University) in a home game at Muskogee, no score recorded.
- Lost to NE Oklahoma 0-6 at Tahlequah.

1897 Won 2 Lost 1

- Defeated Bacone Junior College in a home game at Muskogee.
- Lost to NE Oklahoma at Tahlequah.
- Defeated NE Oklahoma at Muskogee. (No scores recorded)

**FRED Taylor****2 seasons****1898 - 1899****W-1, L-1, T-1****1898 Won 1 Lost 0**

- Defeated Arkansas at Muskogee. (No score recorded)

1899 Won 0 Lost 1 Tied 1

Oct.	28	@ Arkansas	L	0-11	Fayetteville, AR
Nov.	3	Arkansas	T	0-0	Muskogee, OK

COACH Unknown

1900 Won 2 Lost 1

N/A	@ Bacone Jr. Coll	W	33-0	Muskogee, OK
N/A	@ Krebs High (OK)	W	11-5	Muskogee, OK
N/A	@ NE Oklahoma	L	0-18	Tahlequah, OK

1901 Won 0 Lost 1

Nov.	9	@ Arkansas	L	0-48	Fayetteville, AR
------	---	------------	---	------	------------------

1902 Won 0 Lost 1

Oct.	28	Arkansas	L	0-33	Muskogee, OK
------	----	----------	---	------	--------------

1903 - 1904 No Teams Fielded

COACH Unknown

1905 Won 1 Lost 2

N/A	@ NE Oklahoma	L	5-18	Tahlequah, OK
N/A	Ft. Smith High (AR)	W	5-0	Muskogee, OK
N/A	@ Epworth College (OK)	L	0-6	Muskogee, OK

1906 - 1907 No team**SAM McBirney****4 seasons****1908, 1914 - 1916****W-24, L-6, T-1****1 OCC Championship****1908 Won 2 Lost 3**

Oct.	30	@ Muskogee High	L	5-10	Muskogee, OK
Nov.	7	Muskogee High	L	0-10	Athletic Park
	13	@ Osage Indians	L	11-23	Pawhuska, OK
	20	@ Claremore Prep	W	48-0	Claremore, OK
	26	Tulsa Central High	W	16-0	Athletic Park

COACH Unknown

1909 Won 2 Lost 1

Oct.	8	@ NE Oklahoma	L	6-22	Tahlequah, OK
	11	@ Claremore High (forfeit)	W	1-0	Claremore, OK
	30	Claremore High	W	16-11	Harwell Field

1910 Won 2 Lost 1

Oct.	14	@ Broken Arrow High	L	6-11	Broken Arrow, OK
Nov.	11	@ Claremore High	W	3-0	Claremore, OK
	18	Mounds High	(Win, no score recorded)		

1911 No team**HARVEY Allen****1 season****1912****W-1, L-3, T-0****1912 Won 1 Lost 3**

Sept.	27	@ Oklahoma City	L	6-39	Guthrie, OK
Nov.	1	@ NE Oklahoma	L	6-32	Tahlequah, OK
	18	@ Euchee Indians	W	57-0	Sapulpa, OK
	28	Tulsa Central High	L	6-32	South Main Park

**GEORGE Evans****1 season****1913****W-5, L-2, T-0**

1913	Won 5		Lost 2	
Sept. 27	@ Euchee Indians	W	92-0	Sapulpa, OK
Oct. 3	Haskell A&M	W	58-0	Broken Arrow, OK
10	Claremore High	W	43-0	South Main Park
24	NE Oklahoma	W	28-0	South Main Park
31	Oklahoma City	W	18-0	Tulsa Fairgrounds
Nov. 14	@ Pittsburg State	L	25-32	Pittsburg, KS
27	Tulsa Central High	L	7-27	South Main Park

**SAM McBirney***(see previous years)*

1914	Won 6		Lost 2	
Oct. 3	NW Oklahoma*	W	33-0	South Main Park
6	Northern Okla. JC	W	47-0	South Main Park
16	@ Oklahoma State*	L	6-13	Stillwater, OK
23	@ East Central (OK)*	W	12-0	Ada, OK
31	@ Pittsburg State	W	63-0	Pittsburg, KS
Nov. 6	@ Claremore High	W	54-0	Claremore, OK
13	@ Oklahoma City*	W	39-9	Guthrie, OK
30	Oklahoma*	L	7-26	South Main Park

*Oklahoma Collegiate Conference 3-2 (3rd place)

1915	Won 6		Lost 1	Tied 1
Oct. 1	Eastern Okla. JC	W	62-0	Association Park
8	@ NE Oklahoma*	W	55-0	Tahlequah, OK
15	@ Oklahoma A&M*	T	0-0	Stillwater, OK
29	@ NW Oklahoma*	W	26-6	Alva, OK
Nov. 6	Oklahoma*	L	13-14	Association Park
13	East Central (OK)*	W	49-3	Association Park
20	@ SE Oklahoma*	W	45-7	Durant, OK
25	Haskell Indians	W	7-3	Association Park

*Oklahoma Collegiate Conference 4-1-1 (2nd place)

1916	Won 10		Lost 0	
Sept. 30	Cumberland (AR)	W	81-0	Association Park
Oct. 6	@ Phillips University*	W	50-7	Enid, OK
14	@ Oklahoma*	W	16-0	Norman, OK
21	NW Oklahoma*	W	60-7	Association Park
28	Pittsburg State	W	49-3	Association Park
Nov. 4	Oklahoma State*	W	17-13	Association Park
11	@ Kansas City Veterinary	W	48-10	Federal Park, KC
18	Haskell Indians	W	46-0	Association Park
25	St. Gregory	W	82-0	Association Park
30	Missouri-Rolla	W	117-0	Association Park

*Oklahoma Collegiate Conference 4-0 (1st place)

**HAL Medford****1 season****1917****W-0, L-8, T-1**

1917	Won 0		Lost 8		Tied 1
Oct. 6	Drury (MO)	L	13-14	Association Park	
13	Haskell Indians	L	7-12	Association Park	
20	Pittsburg State	T	0-0	Association Park	
27	@ Arkansas	L	7-19	Fayetteville, AR	
Nov. 3	@ Camp Funston	L	6-15	Ft. Riley, KS	
10	Denver Univ.	L	19-20	Association Park	
17	@ Oklahoma State	L	2-41	Stillwater, OK	
24	@ Oklahoma	L	0-80	Norman, OK	
29	Phillips University	L	7-20	Association Park	

**ARTHUR Smith****1 season****1918****W-1, L-2, T-0**

1918	Won 1		Lost 2	
Nov. 2	@ East Central (OK)	W	3-0	Ada, OK
23	Oklahoma State	L	0-33	Lee Stadium
28	@ Arkansas	L	6-23	Fayetteville

**FRANCIS Schmidt****3 seasons****1919 - 1921****W-24, L-3, T-2****2 OCC Championships**

1919	Won 8		Lost 0		Tied 1
Sept. 27	Oklahoma Baptist*	W	155-0	McNulty Park	
Oct. 4	East Central (OK)*	W	60-0	McNulty Park	
11	@ Oklahoma*	W	27-0	Norman, OK	
18	Central State (OK)*	W	67-6	McNulty Park	
25	NW Oklahoma*	W	75-0	McNulty Park	
Nov. 1	@ Arkansas	W	63-7	Fayetteville, AR	
8	Trinity University	W	70-0	McNulty Park	
15	Burleson College	W	70-7	McNulty Park	
21	@ Oklahoma State*	T	7-7	Stillwater, OK	

*Oklahoma Collegiate Conference 5-0-1 (1st place)

1920	Won 10	Lost 0	Tied 1
Sept. 25	St. Gregory's	W 121-0	McNulty Park
29	NE Okla. A&M	W 151-0	McNulty Park
Oct. 2	Chilocco Indians	W 88-0	McNulty Park
9	Oklahoma State*	W 20-14	McNulty Park
16	@ East Central (OK)*	W 10-0	Ada, OK
23	@ Central State (OK)*	W 3-0	Edmond, OK
30	NW Oklahoma*	W 14-7	McNulty Park
Nov. 6	Oklahoma Baptist*	W 81-0	McNulty Park
11	Kingfisher College*	W 88-0	McNulty Park
19	@ Phillips University*	T 0-0	Enid, OK
26	Missouri-Rolla	W 45-0	McNulty Park

*Oklahoma Collegiate Conference 6-0-1 (1st place)

1921	Won 6	Lost 3	
Oct. 1	East Central (OK)*	W 92-0	McNulty Park
8	Chillico Indians	W 75-13	McNulty Park
15	NW Oklahoma*	W 17-7	Lee Stadium
21	@ TCU	L 0-16	Ft. Worth, TX
29	@ Haskell Indians	L 0-21	Kansas City, MO
Nov. 4	@ Oklahoma Baptist*	W 28-0	Shawnee, OK
11	Central State (OK)*	L 0-21	McNulty Park
19	Kingfisher College*	W 24-7	McNulty Park
24	Phillips University*	W 21-10	McNulty Park

*Oklahoma Collegiate Conference 5-1 (2nd place)



HOWARD Acher
3 seasons
1922 - 1924
W-12, L-11, T-2
1 OCC Championship

1922	Won 9	Lost 0	
Sept. 29	@ Arkansas Tech	W 14-12	Russellville, AR
Oct. 7	SE Oklahoma*	W 26-9	Lee Stadium
10	Texas A&M	W 13-10	Dallas, TX
20	Oklahoma Baptist*	W 34-9	Lee Stadium
28	TCU	W 21-0	Lee Stadium
Nov. 4	@ Arkansas	W 13-6	Fayetteville, AR
11	@ Oklahoma State (forfeit)	W 1-0	Stillwater, OK
18	SW Oklahoma*	W 21-14	Lee Stadium
30	Central State (OK)*	W 14-0	Lee Stadium

*Oklahoma Collegiate Conference 4-0 (1st place)

1923	Won 2	Lost 5	Tied 1
Oct. 11	Arkansas Tech	L 7-50	McNulty Park
27	St. Edwards (TX)	L 7-35	McNulty Park
Nov. 3	@ Tenn. Medical School	T 6-6	Memphis, TN
10	St. John's (KS)	W 60-0	McNulty Park
16	@ Austin College	L 7-13	Sherman, TX
24	@ Georgetown	L 0-26	Washington, D.C.
Dec. 1	Des Moines U.	W 20-0	McNulty Park
8	Haskell Indians	L 0-35	McNulty Park

1924	Won 1	Lost 6	Tied 1
Oct. 4	Haskell Indians	L 3-26	McNulty Park
11	College of the Ozarks	W 7-0	McNulty Park
25	Central State (OK)	L 0-20	McNulty Park

Nov. 1	@ Tenn. Medical School	L 0-43	Memphis, TN
7	@ St. Edwards (TX)	L 7-35	Dallas, TX
15	NW Oklahoma	T 0-0	McNulty Park
22	Austin College	L 0-9	McNulty Park
27	Arkansas Tech	L 7-24	McNulty Park



ELMER "Gloomy Gus" Henderson

11 seasons

1925 - 1935

W-70, L-25, T-5

1 OCC Championship • 3 Big 4 Championships

1 MVC Championship

1925	Won 6	Lost 2	
Sept. 26	Northern Okla. JC	W 7-3	Lee Stadium
Oct. 3	Haskell Indians	L 0-33	McNulty Park
10	Tenn. Medical School	W 27-7	McNulty Park
30	NW Oklahoma*	W 42-13	McNulty Park
Nov. 7	@ Phillips University*	W 6-0	Enid, OK
11	Central State (OK)*	W 20-8	McNulty Park
20	@ SE Oklahoma*	W 19-7	Durant, OK
28	Arkansas	L 7-20	McNulty Park

*Oklahoma Collegiate Conference 4-0 (1st place)

1926	Won 7	Lost 2	
Sept. 25	SE Oklahoma*	W 33-10	McNulty Park
Oct. 1	NW Oklahoma*	W 35-0	McNulty Park
16	Oklahoma State	W 28-0	McNulty Park
23	Phillips University*	W 19-0	McNulty Park
30	@ NE Oklahoma*	W 17-0	Tahlequah, OK
Nov. 6	Oklahoma Baptist*	L 3-12	McNulty Park
18	@ Oklahoma City*	W 13-0	Oklahoma City
25	Arkansas	W 14-7	McNulty Park
Dec. 4	Haskell Indians	L 7-27	McNulty Park

*Oklahoma Collegiate Conference 5-1 (2nd place)

1927	Won 8	Lost 1	
Oct. 1	Parsons College (IA)	W 19-6	McNulty Park
8	South Dakota	W 33-12	McNulty Park
15	@ DePaul	W 30-6	Chicago, IL
22	@ Oklahoma State	W 28-26	Stillwater, OK
29	Phillips University*	L 7-13	McNulty Park
Nov. 5	Oklahoma City*	W 7-0	McNulty Park
11	Oklahoma Baptist*	W 21-7	McNulty Park
19	SE Oklahoma*	W 32-0	McNulty Park
Dec. 3	Haskell Indians	W 24-14	McNulty Park

*Oklahoma Collegiate Conference 3-1 (2nd place)

1928	Won 7	Lost 2	Tied 1
Sept. 29	NW Oklahoma*	W 19-0	McNulty Park
Oct. 6	Detroit	L 14-19	McNulty Park
13	DePaul	W 27-0	McNulty Park
20	Wichita State	W 46-0	McNulty Park
27	Phillips University*	L 26-27	McNulty Park
Nov. 10	Oklahoma City*	W 13-8	McNulty Park
17	@ Oklahoma Baptist*	T 13-13	Shawnee, OK
24	SE Oklahoma*	W 51-0	McNulty Park
29	@ Oklahoma State	W 31-0	Stillwater, OK
Dec. 8	Haskell Indians	W 33-6	McNulty Park

*Oklahoma Collegiate Conference 3-1-1 (2nd place)



1929	Won 6	Lost 3	Tied 1
Sept. 28	@ Wichita State	W 19-0	Wichita, KS
Oct. 5	Phillips University*	W 14-0	McNulty Park
12	@ Detroit	L 6-21	Detroit, MI
19	Oklahoma City*	W 15-0	McNulty Park
26	@ Phillips University*	T 7-7	Enid, OK
Nov. 2	@ Oklahoma State	L 0-20	Stillwater, OK
9	Oklahoma Baptist*	W 7-3	McNulty Park
16	Washburn	W 19-7	McNulty Park
28	Oklahoma City*	W 6-3	W. League Park
Dec. 7	Haskell Indians	L 14-20	McNulty Park

*Big 4 Conference 4-0-1 (1st place)

1930	Won 7	Lost 2
Oct. 4	Arkansas	W 26-6 Skelly Stadium
17	Hendrix College	W 27-0 Skelly Stadium
25	Phillips University*	W 25-0 Skelly Stadium
31	George Washington	W 14-7 Skelly Stadium
Nov. 8	@ Oklahoma Baptist*	W 14-6 Shawnee, OK
15	Missouri-Rolla	W 18-0 Skelly Stadium
27	Oklahoma City*	W 33-13 Skelly Stadium
Dec. 6	Haskell Indians	L 7-34 Skelly Stadium
13	Oklahoma State	L 7-13 Skelly Stadium

*Big 4 Conference 3-0 (1st place)

1931	Won 8	Lost 3
Sept. 25	Hendrix College	W 26-0 Skelly Stadium
Oct. 3	TCU	W 13-0 Skelly Stadium
9	Oklahoma Baptist*	W 25-0 Skelly Stadium
16	@ George Washington	W 24-7 Washington, D.C.
23	Creighton	W 28-0 Skelly Stadium
30	@ Phillips University*	W 31-7 Enid, OK
Nov. 7	Mexico University	W 89-0 Skelly Stadium
14	Oklahoma State	L 6-7 Skelly Stadium
26	Oklahoma City*	L 0-14 Skelly Stadium
Dec. 5	Haskell Indians	W 6-0 Skelly Stadium
12	Oklahoma	L 7-20 Skelly Stadium

*Big 4 Conference 2-1 (2nd place)

1932	Won 7	Lost 1	Tied 1
Oct. 1	@ Oklahoma	L 0-7	Norman, OK
7	Washburn (KS)	W 20-0	Skelly Stadium
15	Phillips University*	W 21-2	Skelly Stadium
22	George Washington	W 29-14	Skelly Stadium
29	Oklahoma Baptist*	W 39-13	Skelly Stadium
Nov. 5	Oklahoma State	T 0-0	Skelly Stadium
11	Missouri-Rolla	W 26-0	Skelly Stadium
24	@ Oklahoma City*	W 14-0	Okla. City, OK
Dec. 3	Mississippi	W 26-0	Skelly Stadium

*Big 4 Conference 3-0 (1st place)

1933	Won 6	Lost 1
Oct. 7	Oklahoma	W 20-6 Skelly Stadium
12	@ Washburn (KS)	W 7-0 Topeka, KS
21	Kansas	W 7-0 Skelly Stadium
Nov. 4	Oklahoma State	L 0-7 Skelly Stadium
11	Oklahoma City	W 39-0 Skelly Stadium
17	@ George Washington	W 13-6 Washington, D.C.
30	Arkansas	W 7-0 Skelly Stadium

1934	Won 5	Lost 2	Tied 1
Sept. 21	Central State (OK)	W 26-0	Skelly Stadium
Oct. 6	Kansas	W 7-0	Skelly Stadium
13	TCU	L 12-14	Skelly Stadium
19	@ George Washington	L 0-10	Washington, D.C.
27	Kansas State	W 21-0	Skelly Stadium
Nov. 10	Centenary (LA)	W 14-8	Skelly Stadium
17	Oklahoma State	W 19-0	Skelly Stadium
29	Arkansas	T 7-7	Skelly Stadium

1935	Won 3	Lost 6	Tied 1
Sept. 27	Central State (OK)	L 0-9	Skelly Stadium 8,000
Oct. 5	SMU	L 0-14	Skelly Stadium 10,000
12	TCU	L 0-13	Skelly Stadium 9,000
18	@ Washburn (KS)*	W 19-6	Topeka, KS 4,500
26	Oklahoma State*	W 12-0	Skelly Stadium 7,500
Nov. 2	Kansas State	T 13-13	Skelly Stadium 7,000
9	@ Centenary (LA)	L 0-22	Shreveport, LA 5,000
16	@ George Washington	L 0-3	Washington, D.C. 12,000
23	Drake*	W 7-0	Skelly Stadium 7,000
28	Arkansas	L 7-14	Skelly Stadium 11,000

*Missouri Valley Conference 3-0 (1st place)

**VIC Hurt****3 seasons****1936 - 1938****W-15, L-9, T-5****3 MVC Championships**

1936	Won 5	Lost 2	Tied 2
Sept. 26	@ Oklahoma	T 0-0	Norman, OK 8,000
Oct. 3	Central State (OK)	W 40-7	Skelly Stadium 10,000
10	TCU	L 7-10	Skelly Stadium 14,000
24	Oklahoma State*	W 13-0	Skelly Stadium 10,000
31	Kansas State	W 10-7	Skelly Stadium 12,500
Nov. 7	Centenary (LA)	T 3-3	Skelly Stadium 8,000
14	@ Drake*	W 21-6	Des Moines, IA 4,500
21	Washburn (KS)*	W 47-0	Skelly Stadium 5,000
26	Arkansas	L 13-23	Skelly Stadium 16,000

*Missouri Valley Conference 3-0 (1st place)

1937	Won 6	Lost 2	Tied 2
Sept. 25	Oklahoma	W 19-7	Skelly Stadium 16,000
Oct. 2	Central State (OK)	W 42-6	Skelly Stadium 7,000
9	@ TCU	L 13-20	Ft. Worth, TX 7,500
16	@ Rice	T 0-0	Houston, TX 14,000
23	Oklahoma State*	W 27-0	Skelly Stadium 17,000
29	@ George Washington	W 14-13	Washington, D.C. 13,000
Nov. 6	Drake*	W 41-9	Skelly Stadium 12,500
13	@ Washington (MO)*	W 32-7	St. Louis, MO 6,500
25	Arkansas	L 7-28	Skelly Stadium 19,000
Dec. 4	Manhattan (NY)	T 0-0	Skelly Stadium 10,000

*Missouri Valley Conference 3-0 (1st place)

1938	Won 4	Lost 5	Tied 1
Sept. 24	Central State (OK)	W 20-0	Skelly Stadium 8,000
Oct. 1	@ Texas A&M	L 0-20	Tyler, TX 14,000
8	Washington (MO)*	W 14-0	Skelly Stadium 7,500
14	@ St. Louis*	W 28-0	St. Louis, MO 9,428
22	Oklahoma State*	W 20-7	Skelly Stadium 14,000
29	@ #11 Oklahoma	L 6-28	Norman, OK 17,000
Nov. 5	@ #1 TCU	L 0-21	Ft. Worth, TX 14,000
12	@ Drake*	L 7-27	Des Moines, IA 6,000
19	@ Detroit	L 14-39	Detroit, MI 17,000
24	Arkansas	T 6-6	Skelly Stadium 15,000

*Missouri Valley Conference 3-1 (1st place)



CHET Benefiel

2 seasons

1939 - 1940

W-11, L-8, T-1

1 MVC Championship

1939	Won 4	Lost 5	Tied 1
Sept. 30	Wichita State	W 23-6	Skelly Stadium 8,000
Oct. 7	@ Creighton*	W 21-14	Omaha, NE 10,500
14	Oklahoma State*	L 7-9	Skelly Stadium 11,000
21	Centenary (LA)	W 15-7	Skelly Stadium 9,500
28	Detroit	L 7-16	Skelly Stadium 8,500
Nov. 4	@ Catholic University	L 7-13	Washington, D.C. n/a
11	@ TCU	L 0-16	Ft. Worth, TX 5,000
18	St. Louis*	T 0-0	Skelly Stadium 6,500
25	Drake*	W 14-0	Skelly Stadium 5,000
30	Arkansas	L 0-23	Skelly Stadium 12,000

*Missouri Valley Conference 2-1-1 (3rd place)

1940	Won 7	Lost 3
Sept. 28	Washburn (KS)*	W 37-6 Skelly Stadium 7,000
Oct. 5	@ #2 Texas A&M	L 6-41 San Antonio, TX 20,000
12	Creighton*	W 32-0 Skelly Stadium 7,500
18	@ St. Louis*	W 19-6 St. Louis, MO n/a
26	TCU	W 7-0 Skelly Stadium 11,000
Nov. 2	@ #17 Detroit	W 7-0 Detroit, MI n/a
9	Catholic University	W 12-6 Skelly Stadium 6,000
16	@ Baylor	L 6-20 Waco, TX n/a
23	Oklahoma State*	W 19-6 Skelly Stadium 8,400
28	Arkansas	L 21-27 Skelly Stadium 15,000

*Missouri Valley Conference 4-0 (1st place)



HENRY Frnka

5 seasons

1941 - 1945

W-40, L-9, T-1

3 MVC Championships

5 Bowl Appearances

1941	Won 8	Lost 2
Sept. 27	@ TCU	L 0-6 Ft. Worth, TX 7,500
Oct. 11	Creighton*	W 19-7 Skelly Stadium 10,000
18	St. Louis*	W 33-7 Skelly Stadium 8,500
25	@ Oklahoma State*	W 16-0 Stillwater, OK 12,000

Nov. 1	@ Wichita State	W 13-7	Wichita, KS n/a
8	North Dakota State	W 61-6	Skelly Stadium 7,000
15	Baylor	W 20-13	Skelly Stadium 14,000
22	Drake*	W 20-6	Skelly Stadium 2,500
27	Arkansas	L 6-13	Skelly Stadium 17,000
Jan. 1	Texas Tech (Sun Bowl)	W 6-0	El Paso, TX 12,000

*Missouri Valley Conference 4-0 (1st place)

1942	Won 10	Lost 1
Sept. 27	Waco AFB (TX)	W 84-0 Skelly Stadium 7,500
Oct. 3	Oklahoma	W 23-0 Skelly Stadium 12,000
11	Randolph AFB (TX)	W 68-0 Skelly Stadium 5,000
17	Washington (MO)*	W 40-0 Skelly Stadium 9,000
23	@ St. Louis*	W 41-0 St. Louis, MO 7,990
30	@ Drake*	W 40-0 Des Moines, IA 2,500
Nov. 7	Oklahoma State*	W 34-6 Skelly Stadium 13,000
14	Baylor	W 24-0 Skelly Stadium 15,000
21	@ Creighton*	W 33-19 Omaha, NE 9,000
26	Arkansas	W 40-7 Skelly Stadium 17,000
Jan. 1	#7 Tennessee (Sugar Bowl)	L 7-14 New Orleans, LA 70,000

*Missouri Valley Conference 5-0 (1st place)

Completed the season ranked fourth nationally in Associated Press poll.

1943	Won 6	Lost 1	Tied 1
Sept. 25	@ SMU	W 20-7	Dallas, TX 12,500
Oct. 9	Texas Tech	W 34-7	Skelly Stadium 13,000
16	@ Oklahoma	W 20-6	Okla. City, OK 15,000
23	Utah	W 55-0	Skelly Stadium 6,000
30	Southwestern (TX)	T 6-6	Skelly Stadium 10,000
Nov. 6	Oklahoma State*	W 55-6	Skelly Stadium 9,000
25	Arkansas	W 61-0	Skelly Stadium 15,000
Jan. 1	#13 Georgia Tech (Sugar Bowl)	L 18-20	New Orleans, LA 69,000

*Missouri Valley Conference 1-0 (1st place)

Completed the season ranked 15th nationally in Associated Press poll.

1944	Won 8	Lost 2
Sept. 23	North Texas A&M	W 47-6 Skelly Stadium 12,000
Oct. 7	Kansas	W 27-0 Skelly Stadium 12,000
14	Texas Tech	W 34-7 Skelly Stadium 9,000
21	@ Mississippi	W 47-0 Memphis, TN 8,000
28	Oklahoma State*	L 40-46 Skelly Stadium 12,063
Nov. 4	#6 Iowa Pre-Flight	L 27-47 Skelly Stadium 18,000
11	Southwestern (TX)	W 51-6 Skelly Stadium 8,000
23	Arkansas	W 33-2 Skelly Stadium 16,000
Dec. 1	@ Miami (FL)	W 48-2 Miami, FL 11,234
Jan. 1	#13 Georgia Tech (Orange Bowl)	W 26-12 Miami, FL 29,426

*Missouri Valley Conference 0-1 (2nd place)

1945	Won 8	Lost 3
Sept. 22	Wichita State*	W 61-0 Skelly Stadium 10,000
29	West Texas State	W 32-0 Skelly Stadium 3,500
Oct. 6	Drake*	W 19-0 Skelly Stadium 10,000
13	@ Texas Tech	W 18-7 Lubbock, TX 9,000
20	Nevada	W 40-0 Skelly Stadium 16,000
27	@ #8 Indiana	L 2-7 Bloomington, IN 20,000
Nov. 10	@ #11 Oklahoma St.*	L 6-12 Stillwater, OK 18,000
17	Baylor	W 26-7 Skelly Stadium 15,000
22	Arkansas	W 45-13 Skelly Stadium 17,000
Dec. 1	Hondo Air Base (TX)	W 20-18 Skelly Stadium 6,000
Jan. 1	#18 Georgia (Oil Bowl)	L 6-20 Houston, TX 27,000

*Missouri Valley Conference 2-1 (2nd place)

Completed the season ranked 17th nationally in Associated Press poll.

**J.O. "Buddy" Brothers****7 seasons****1946 - 1952****W-45, L-25, T-4****4 MVC Championships**

1946	Won 9	Lost 1
Sept. 21	@ Wichita State*	W 33-13 Wichita, KS 9,000
28	New Mexico State	W 52-0 Skelly Stadium 12,300
Oct. 5	@ Drake*	W 48-13 Des Moines, IA 13,000
12	Texas Tech	W 21-6 Skelly Stadium 15,000
18	@ Detroit	L 14-20 Detroit, MI 20,200
26	Kansas	W 56-0 Skelly Stadium 13,000
Nov. 2	Cincinnati	W 20-0 Skelly Stadium 10,000
9	Oklahoma State*	W 20-18 Skelly Stadium 17,000
16	Baylor	W 17-0 Skelly Stadium 12,000
28	#10 Arkansas	W 14-13 Skelly Stadium 19,123

Missouri Valley Conference 3-0 (1st place)Completed the season ranked 17th nationally in Associated Press poll.*

1947	Won 5	Lost 5
Sept. 20	West Texas State	W 26-13 Skelly Stadium 7,000
Oct. 4	Drake*	W 28-14 Skelly Stadium 8,156
11	@ Texas Tech	L 7-14 Lubbock, TX 12,500
18	Georgetown	L 0-12 Skelly Stadium 10,000
25	@ Nevada	L 13-21 Reno, NV 8,500
Nov. 1	Wichita State*	W 7-0 Skelly Stadium 10,000
8	@ Oklahoma State*	W 13-0 Stillwater, OK 28,500
15	Baylor	L 6-7 Skelly Stadium 12,500
22	Detroit	W 30-20 Skelly Stadium 10,000
27	Arkansas	L 13-27 Skelly Stadium 22,000

**Missouri Valley Conference 3-0 (1st place)*

1948	Won 0		Lost 9	Tied 1	
Sept.	25	@ Baylor	L 19-42	Waco, TX	12,000
Oct.	2	@ Florida	L 14-28	Gainesville, FL	15,000
	9	Texas Tech	L 20-41	Skelly Stadium	11,277
	16	Georgetown	L 7-13	Skelly Stadium	7,206
	23	#15 Nevada	L 14-65	Skelly Stadium	13,000
	30	@ Wichita State*	T 14-14	Wichita, KS	12,500
Nov.	6	Oklahoma State*	L 0-19	Skelly Stadium	14,660
	13	South Carolina	L 7-27	Skelly Stadium	9,200
	20	@ Arkansas	L 18-55	Little Rock, AR	18,000
	27	Detroit*	L 22-26	Skelly Stadium	3,406

**Missouri Valley Conference 0-2-1 (4th place)*

1949	Won 5		Lost 5		Tied 1	
Sept.	17	McMurry (TX)	W	27-26	Skelly Stadium	10,000
	23	@ Detroit*	L	14-20	Detroit, MI	22,254
Oct.	1	Florida	L	7-40	Skelly Stadium	9,284
	8	@ Texas Tech	L	0-15	Lubbock, TX	14,000
	14	#17 Villanova	W	21-19	Philadelphia, PA	12,000
	22	Bradley*	W	55-6	Skelly Stadium	10,246
	29	Wichita State*	L	21-27	Skelly Stadium	10,021
	Nov. 5	@ Oklahoma State*	T	13-13	Stillwater, OK	15,500
	12	San Francisco	W	10-0	Skelly Stadium	9,278
	19	Kansas State	W	48-27	Skelly Stadium	11,000
	26	@ Arkansas	L	7-40	Fayetteville, AR	12,000

**Missouri Valley Conference 1-2-1 (5th place)*

1950	Won 9		Lost 1		Tied 1	
Sept.	16	McMurry (TX)	W	20-13	Skelly Stadium	15,500
	23	@ San Francisco	L	14-23	San Francisco, CA	15,015
Oct.	7	@ Georgetown	W	21-7	Washington, D.C.	4,075
	14	Villanova	W	27-7	Skelly Stadium	17,500
Nov.	21	Detroit*	T	13-13	Skelly Stadium	12,356
	28	@ Bradley*	W	74-7	Peoria, IL	4,500
	4	Oklahoma State*	W	27-13	Skelly Stadium	15,350
	11	@ Texas Tech	W	39-7	Lubbock, TX	18,000
	18	Wichita State*	W	48-0	Skelly Stadium	11,531
	23	Arkansas	W	28-13	Skelly Stadium	19,500
Dec.	2	@ Houston	W	28-21	Houston, TX	10,000

Missouri Valley Conference 3-0-1 (1st place)Completed the season ranked 19th in Associated Press poll.*

1951	Won 9	Lost 2
Sept. 22	Hawaii	W 58-0 Skelly Stadium 14,479
29	@ Cincinnati	L 35-47 Cincinnati, OH 19,000
Oct. 13	Houston*	W 46-27 Skelly Stadium 14,651
20	Marquette	W 27-21 Skelly Stadium 17,500
27	@ Wichita State*	W 33-0 Wichita, KS 8,082
Nov. 3	@ Oklahoma State*	W 35-7 Stillwater, OK 28,000
10	Kansas State	W 42-26 Skelly Stadium 13,226
17	Texas Tech	W 21-14 Skelly Stadium 9,984
24	@ Arkansas	L 7-24 Little Rock, AR 11,500
Dec. 1	Detroit*	W 34-20 Skelly Stadium 8,025
8	Hardin-Simmons	W 33-14 Skelly Stadium 5,282

**Missouri Valley Conference 4-0 (1st place)*

1952		Won 8		Lost 2		Tied 1	
Sept.	27	Hardin-Simmons	W	56-27	Skelly Stadium		15,500
Oct.	4	Cincinnati	T	14-14	Skelly Stadium		17,500
	11	@ Houston*	L	7-33	Houston, TX		30,000
	18	Kansas State	W	26-7	Skelly Stadium		12,500
	25	Wichita State*	W	28-0	Skelly Stadium		12,500
Nov.	1	Oklahoma State*	W	23-21	Skelly Stadium		20,000
	8	Villanova	W	42-6	Skelly Stadium		18,000
	14	@ Detroit*	W	62-21	Detroit, MI		13,120
	22	Arkansas	W	44-34	Skelly Stadium		12,500
	29	@ Texas Tech	W	26-20	Lubbock, TX		10,000
Jan.	1	#15 Florida (Gator Bowl)	L	13-14	Jacksonville, FL		30,015

Missouri Valley Conference 3-1 (2nd place)Completed the season ranked 12th nationally in Associated Press poll.***BERNIE Witucki****2 seasons****1953 - 1954****W-3, L-18, T-0**

1953	Won 3	Lost 7
Sept. 19	Cincinnati	L 7-14 Skelly Stadium 14,057
26	@ Wichita State*	L 10-19 Wichita, KS 10,500
Oct. 3	@ Pacific	W 22-13 Stockton, CA 20,121
10	@ Alabama	L 13-41 Tuscaloosa, AL n/a
17	Hardin-Simmons	W 14-13 Skelly Stadium 11,500
31	@ Oklahoma State*	L 14-28 Stillwater, OK 18,000
Nov. 7	Houston*	W 23-21 Skelly Stadium 11,500
14	#19 Texas Tech	L 7-49 Skelly Stadium 9,000
21	Detroit*	L 0-33 Skelly Stadium 7,000
28	@ Arkansas	L 7-27 Fayetteville, AR 8,500

**Missouri Valley Conference 1-3 (5th place)*

1954	Won 0		Lost 11	
Sept. 18	Hardin-Simmons	L	14-21	Skelly Stadium 12,500
25	@ Arkansas	L	0-41	Fayetteville, AR 13,000
Oct. 2	@ Cincinnati	L	7-40	Cincinnati, OH 18,000
9	@ Alabama	L	0-40	Tuscaloosa, AL 17,000
16	Kansas State	L	13-20	Skelly Stadium 8,000
22	@ Detroit*	L	18-28	Detroit, MI 21,350
30	Oklahoma State*	L	0-12	Skelly Stadium 11,000
Nov. 6	@ Houston*	L	7-20	Houston, TX 14,500
13	@ Texas Tech	L	13-55	Lubbock, TX 18,000
20	Wyoming	L	27-28	Skelly Stadium 7,000
25	Wichita State*	L	19-33	Skelly Stadium 8,800

*Missouri Valley Conference 0-4 (5th place)



BOBBY Dobbs

6 seasons

1955 - 1960

W-30, L-28, T-2

1955	Won 2		Lost 7		Tied 1
Sept. 17	@ Arkansas	L	6-21	Fayetteville, AR	18,000
24	Hardin-Simmons	W	41-19	Skelly Stadium	13,853
Oct. 1	@ Marquette	L	0-13	Milwaukee, WI	14,000
15	@ Wyoming	L	19-23	Laramie, WY	8,890
22	Cincinnati	T	21-21	Skelly Stadium	14,079
29	@ Oklahoma State*	L	0-14	Stillwater, OK	16,000
Nov. 5	Houston*	W	17-14	Skelly Stadium	12,058
12	Texas Tech	L	7-34	Skelly Stadium	14,332
19	Detroit*	L	13-19	Skelly Stadium	10,562
24	@ Wichita State*	L	0-54	Wichita, KS	13,845

*Missouri Valley Conference 1-3 (4th place)

1956	Won 7		Lost 2		Tied 1
Sept. 15	New Mexico State	W	27-6	Skelly Stadium	17,013
29	@ Cincinnati	L	6-7	Cincinnati, OH	17,000
Oct. 6	Marquette	W	54-0	Skelly Stadium	13,718
13	Oklahoma State*	T	14-14	Skelly Stadium	19,391
20	@ Detroit*	W	3-0	Detroit, MI	9,118
27	Hardin-Simmons	W	27-9	Skelly Stadium	13,944
Nov. 3	Pacific	W	14-13	Skelly Stadium	15,505
10	@ Houston*	L	0-14	Houston, TX	20,000
17	Texas Tech	W	10-7	Skelly Stadium	12,152
24	Wichita State*	W	14-6	Skelly Stadium	13,121

*Missouri Valley Conference 2-1-1 (2nd place)

1957	Won 4		Lost 6	
Sept. 21	Hardin-Simmons	L	0-14	Skelly Stadium 16,500
28	@ Arkansas	L	14-41	Fayetteville, AR n/a
Oct. 5	@ Pacific	L	13-21	Stockton, CA 20,000
12	@ Oklahoma State	L	13-28	Stillwater, OK 21,000
19	North Texas*	L	12-14	Skelly Stadium 12,500
26	Air Force	W	12-7	Skelly Stadium 8,463
Nov. 9	@ Texas Tech	W	3-0	Lubbock, TX 18,500
16	Cincinnati*	W	12-7	Skelly Stadium 11,148
23	Houston*	L	7-13	Skelly Stadium 13,486
30	@ Wichita State*	W	24-0	Wichita, KS 4,844

*Missouri Valley Conference 2-2 (3rd place)

1958	Won 7		Lost 3	
Sept. 20	Hardin-Simmons	L	0-14	Skelly Stadium 17,000
27	@ Arkansas	W	27-14	Fayetteville, AR 19,000
Oct. 4	Arizona	W	34-0	Skelly Stadium 12,300
11	Oklahoma State	W	24-16	Skelly Stadium 20,509
18	Drake	W	59-0	Skelly Stadium 11,137
25	@ North Texas*	L	7-8	Denton, TX 14,000
Nov. 1	@ Houston*	W	25-20	Houston, TX 26,000
8	@ Cincinnati*	L	6-15	Cincinnati, OH 6,000
15	Texas Tech	W	9-7	Skelly Stadium 12,278
27	Wichita State*	W	25-6	Skelly Stadium 10,818

*Missouri Valley Conference 2-2 (3rd place)

1959	Won 5		Lost 5	
Sept. 19	@ Arkansas	L	0-28	Fayetteville, AR 23,000
26	New Mexico State	W	28-27	Skelly Stadium 14,500
Oct. 3	@ Texas Tech	L	7-8	Lubbock, TX 12,000
10	@ Oklahoma State	L	0-26	Stillwater, OK 21,000
17	Hardin-Simmons	W	16-8	Skelly Stadium 12,317
24	Detroit	W	21-6	Skelly Stadium 12,120
31	Houston*	L	13-22	Skelly Stadium 12,034
Nov. 7	Cincinnati*	W	14-7	Skelly Stadium 10,045
14	#16 North Texas*	W	17-6	Skelly Stadium 6,872
26	@ Wichita State*	L	21-26	Wichita, KS 6,000

*Missouri Valley Conference 2-2 (3rd place)

1960	Won 5		Lost 5	
Sept. 17	New Mexico State	L	18-38	Skelly Stadium 17,278
24	@ Arkansas	L	7-48	Fayetteville, AR 25,000
Oct. 1	Hardin-Simmons	W	21-7	Skelly Stadium 11,611
8	Oklahoma State	L	7-28	Skelly Stadium 16,238
15	@ Arizona	W	17-16	Tucson, AZ 23,500
22	@ Cincinnati*	W	34-3	Cincinnati, OH 12,000
29	@ Georgia	L	7-45	Athens, GA 31,000
Nov. 5	Wichita State*	L	20-21	Skelly Stadium 11,226
12	North Texas*	W	12-8	Skelly Stadium 9,112
26	@ Houston	W	26-16	Houston, TX 7,000

*Missouri Valley Conference 2-1 (2nd place)



GLENN Dobbs

8 seasons

1961 - 1968

W-45, L-37, T-0

3 MVC Championships
2 Bowl Appearances

1961	Won 2		Lost 8	
Sept. 16	Hardin-Simmons	W	27-0	Skelly Stadium 14,408
23	Memphis	L	12-48	Skelly Stadium 14,252
30	@ Arkansas	L	0-6	Fayetteville, AR 18,000
Oct. 7	@ Oklahoma State	L	0-26	Stillwater, OK 18,500
14	@ Tennessee	L	6-52	Knoxville, TN 23,439
21	@ North Texas*	L	12-23	Denton, TX 15,000
28	@ Wichita State*	L	7-9	Wichita, KS 11,770
Nov. 4	Cincinnati*	W	19-0	Skelly Stadium 8,256
11	Houston	L	2-14	Skelly Stadium 10,278
18	Iowa State	L	6-27	Skelly Stadium 6,660

*Missouri Valley Conference 1-2 (2nd place)



1962	Won 5		Lost 5		
Sept. 15	Hardin-Simmons	W	39-0	Skelly Stadium	14,000
29	@ Arkansas	L	14-42	Fayetteville, AR	26,000
Oct. 6	Oklahoma State	L	7-17	Skelly Stadium	15,022
13	North Texas*	W	34-0	Skelly Stadium	8,500
20	Louisville	W	25-7	Skelly Stadium	8,000
27	@ #2 Alabama	L	6-35	Tuscaloosa, AL	25,000
Nov. 3	@ Cincinnati*	W	24-18	Cincinnati, OH	7,500
10	@ Houston	L	31-35	Houston, TX	15,000
17	Toledo	L	18-21	Skelly Stadium	5,000
22	Wichita State*	W	21-6	Skelly Stadium	10,000

* Missouri Valley Conference 3-0 (1st place)

1963	Won 5		Lost 5		
Sept. 21	Montana State	W	23-13	Skelly Stadium	13,400
Oct. 5	Memphis	L	15-28	Skelly Stadium	12,057
12	Cincinnati*	L	15-21	Skelly Stadium	9,823
19	@ North Texas*	W	22-21	Denton, TX	4,000
26	@ Arkansas	L	7-56	Fayetteville, AR	27,000
Nov. 2	Southern Illinois	W	49-6	Skelly Stadium	7,634
9	@ Oklahoma State	L	24-33	Stillwater, OK	15,000
16	Houston	W	22-21	Skelly Stadium	5,662
30	@ Wichita State*	L	15-26	Wichita, KS	9,830
Dec. 7	Louisville *	W	22-12	Skelly Stadium	5,071

*Missouri Valley Conference 2-2 (3rd place)

1964	Won 9		Lost 2		
Sept. 26	@ Arkansas	L	22-31	Fayetteville, AR	35,000
Oct. 3	Southern Illinois	W	63-7	Skelly Stadium	13,626
10	@ Houston	W	31-23	Houston, TX	15,000
17	@ Louisville*	W	58-0	Louisville, KY	11,536
24	@ Cincinnati*	L	23-28	Cincinnati, OH	16,500
31	Oklahoma State	W	61-14	Skelly Stadium	23,731
Nov. 7	Memphis	W	19-7	Skelly Stadium	13,692
14	North Texas*	W	47-0	Skelly Stadium	15,500
21	@ Toledo	W	39-16	Toledo, OH	15,282
26	Wichita State*	W	21-7	Skelly Stadium	19,750
Dec. 19	Mississippi	W	14-7	Houston	52,500
(Bluebonnet Bowl)					

* Missouri Valley Conference 3-1 (2nd place)

Completed the season ranked 18th nationally in the UPI poll.

1965	Won 8		Lost 3		
Sept. 11	@ Houston	W	14-0	Houston, TX	37,138
25	@ #5 Arkansas	L	12-20	Fayetteville, AR	34,000
Oct. 2	@ Oklahoma State	L	14-17	Stillwater, OK	27,000
9	Memphis	W	32-28	Skelly Stadium	25,315
16	@ North Texas*	W	27-20	Denton, TX	8,000
23	Cincinnati*	W	49-8	Skelly Stadium	24,867
30	@ Southern Illinois	W	55-12	Carbondale, IL	15,000
Nov. 6	Louisville*	W	51-18	Skelly Stadium	35,783
20	@ Wichita State*	W	13-3	Wichita, KS	12,000
25	Colorado State	W	48-20	Skelly Stadium	29,631
Dec. 18	#7 Tennessee	L	6-27	Houston	40,000
(Bluebonnet Bowl)					

*Missouri Valley Conference 4-0 (1st place)

1966	Won 6		Lost 4		
Sept. 17	Tampa	W	57-11	Skelly Stadium	25,500
24	@ #6 Arkansas	L	8-27	Fayetteville, AR	41,000
Oct. 8	@ Colorado State	W	20-6	Ft. Collins, CO	14,300
15	North Texas*	W	30-27	Skelly Stadium	25,400
22	@ Memphis	L	0-6	Memphis, TN	27,604
29	@ Cincinnati*	W	13-0	Cincinnati, OH	18,000

Nov. 5	@ Houston	L	14-73	Houston, TX	42,061
12	Montana State	W	13-10	Skelly Stadium	24,055
19	@ Louisville*	L	18-29	Louisville, KY	3,500
24	Wichita State*	W	47-14	Skelly Stadium	14,500

*Missouri Valley Conference 3-1 (1st place)

1967	Won 7		Lost 3		
Sept. 30	@ Arkansas	W	14-12	Fayetteville, AR	41,000
Oct. 7	Idaho State	W	58-0	Skelly Stadium	23,500
14	Tampa	W	77-0	Skelly Stadium	21,500
21	@ Cincinnati*	W	35-6	Cincinnati, OH	22,000
28	@ Southern Illinois	L	13-16	Carbondale, IL	15,500
Nov. 4	@ Wichita State*	W	14-0	Wichita, KS	12,803
11	Wake Forest	L	24-31	Skelly Stadium	23,500
18	@ North Texas*	L	12-54	Denton, TX	16,000
25	#10 Houston	W	22-13	Skelly Stadium	26,300
Dec. 2	Louisville*	W	35-23	Skelly Stadium	12,000

*Missouri Valley Conference 3-1 (2nd place)

1968	Won 3		Lost 7		
Sept. 28	@ Arkansas	L	13-56	Fayetteville, AR	41,000
Oct. 5	Southern Illinois	W	20-3	Skelly Stadium	21,700
12	@ Louisville*	L	7-16	Louisville, KY	11,132
19	North Texas*	L	17-20	Skelly Stadium	26,250
26	@ Cincinnati*	W	34-27	Cincinnati, OH	15,569
Nov. 2	Memphis*	L	6-32	Skelly Stadium	11,900
9	@ Tulane	L	15-25	New Orleans, LA	10,260
16	@ Air Force	L	8-28	Colo. Springs, CO	32,175
23	@ #11 Houston	L	6-100	Houston, TX	34,098
28	Wichita State*	W	23-7	Skelly Stadium	8,000

*Missouri Valley Conference 2-3 (5th place)



VINCE Carillot

1 season

1969

W-1, L-9, T-0

1969	Won 1		Lost 9		
Sept. 20	@ Colorado	L	14-35	Boulder, CO	34,784
27	@ #3 Arkansas	L	0-55	Fayetteville, AR	42,000
Oct. 11	@ Tampa	L	14-31	Tampa, FL	20,179
18	Florida State	L	20-38	Skelly Stadium	16,500
25	Cincinnati*	W	40-24	Skelly Stadium	12,000
Nov. 1	@ Memphis*	L	24-42	Memphis, TN	23,003
8	Houston	L	14-47	Skelly Stadium	17,750
15	@ North Texas*	L	16-42	Denton, TX	5,000
22	@ Wichita State*	L	12-28	Wichita, KS	19,878
27	Louisville*	L	29-35	Skelly Stadium	12,750

*Missouri Valley Conference 1-4 (5th place)

**CLAUDE Gibson****2 1/2 seasons****1970 - 1972****W-11, L-16, T-0**

1970	Won 6	Lost 4
Sept. 12	Cincinnati	W 7-3 Skelly Stadium 17,500
19	Idaho State	W 38-13 Skelly Stadium 15,250
26	@ #12 Arkansas	L 7-49 Fayetteville, AR 40,000
Oct. 3	Memphis*	W 27-12 Skelly Stadium 17,500
10	@ Louisville*	L 8-14 Louisville, KY 9,453
17	@ Virginia Tech	L 14-17 Blacksburg, VA 24,000
31	@ Houston	L 9-21 Houston, TX 34,119
Nov. 7	Wichita State*	W 21-12 Skelly Stadium 25,000
21	Idaho	W 30-17 Skelly Stadium 8,500
Dec. 5	North Texas*	W 26-20 Skelly Stadium 10,000

**Missouri Valley Conference 3-1 (2nd place)*

1971	Won 4	Lost 7
Sept. 18	Kansas State	L 10-19 Skelly Stadium 23,500
25	@ #7 Arkansas	W 21-20 Fayetteville, AR 41,742
Oct. 2	@ West Texas State*	W 17-13 Canyon, TX n/a
9	Virginia Tech*	W 46-39 Skelly Stadium 21,500
16	@ Wake Forest	L 21-51 Winston-Salem, NC n/a
23	Brigham Young†	L 7-25 Skelly Stadium 11,500
30	@ Tennessee	L 3-38 Knoxville, TN 62,517
Nov. 6	Louisville*	L 0-17 Skelly Stadium 14,000
13	Air Force	L 7-17 Skelly Stadium 21,000
20	@ Florida State	L 10-45 Tallahassee, FL 20,528
27	@ Wichita State*	W 31-13 Wichita, KS 7,835

Missouri Valley Conference 3-2 (2nd place)†Designated MVC Game*

1972	Won 4	Lost 7
Sept. 9	@ Kansas State	L 13-21 Manhattan, KS 28,000
16	Wichita State*	W 10-9 Skelly Stadium 21,000
23	Houston	L 0-21 Skelly Stadium 23,200
30	@ Arkansas	L 20-21 Fayetteville, AR 40,003
Oct. 7	@ Texas Tech	L 18-35 Lubbock, TX 34,175
14	TCU†	L 9-35 Skelly Stadium 18,500

**F.A. Dry****4 1/2 seasons****1972 - 1976****W-31, L-18, T-1****4 MVC Championships**

1972 (continued)		
28	@ Memphis*	L 21-49 Memphis, TN 21,736
Nov. 4	@ #17 Louisville*	W 28-26 Louisville, KY 24,000
11	@ Florida State	L 21-23 Tallahassee, FL 24,016
18	Montana	W 10-7 Skelly Stadium 10,000
25	North Texas*	W 45-22 Skelly Stadium 5,000

Missouri Valley Conference 3-2 (4th place)†Designated MVC Game*

1973	Won 6	Lost 5
Sept. 15	West Texas State*	W 48-3 Skelly Stadium 27,000
22	@ Kansas State	L 0-21 Manhattan, KS 27,500
29	Cincinnati	W 16-13 Skelly Stadium 24,000
Oct. 6	Drake*	W 44-7 Skelly Stadium 23,500
13	@ Memphis	L 16-28 Memphis, TN 10,420
20	New Mexico State*	W 52-14 Skelly Stadium 20,000
27	@ Arkansas	L 6-20 Little Rock, AR 42,341
Nov. 3	Louisville*	W 17-9 Skelly Stadium 18,500
17	@ North Texas*	W 24-15 Denton, TX 14,800
24	@ Wichita State*	L 19-28 Wichita, KS 6,548
Dec. 1	@ #14 Houston	L 16-35 Houston, TX 21,590

**Missouri Valley Conference 5-1 (1st place)*

1974	Won 8	Lost 3
Sept. 14	@ Kansas State	L 14-31 Manhattan, KS 18,000
21	North Texas State*	W 31-6 Skelly Stadium 22,500
28	@ Arkansas	L 0-60 Fayetteville, AR 39,200
Oct. 5	@ Tennessee	L 10-17 Knoxville, TN 67,256
12	Wichita State*	W 35-13 Skelly Stadium 20,000
19	West Texas State*	W 17-10 Skelly Stadium 22,000
26	@ Tampa	W 31-21 Tampa, FL 18,295
Nov. 2	@ Louisville*	W 37-7 Louisville, KY 9,146
9	New Mexico State*	W 28-7 Skelly Stadium 10,000
16	@ Drake*	W 52-14 Des Moines, IA 7,650
30	#15 Houston	W 30-14 Skelly Stadium 15,500

Missouri Valley Conference 6-0 (1st place)Completed the season ranked 19th nationally in the UPI poll.*

1975	Won 7	Lost 4
Sept. 13	Kansas State	L 16-17 Skelly Stadium 34,000
20	@ West Texas State*	W 23-14 Canyon, TX 12,800
27	@ Arkansas	L 15-31 Fayetteville, AR 38,000
Oct. 4	@ New Mexico State*	W 35-7 Las Cruces, NM 11,026
11	Cincinnati	W 24-16 Skelly Stadium 27,000
18	@ Wichita State*	W 41-10 Wichita, KS 13,278
25	Memphis	L 14-16 Skelly Stadium 20,000
Nov. 1	Louisville	W 38-14 Skelly Stadium 14,500
8	Drake*	W 70-7 Skelly Stadium 20,000
15	Indiana State	W 62-7 Skelly Stadium 21,500
29	@ Houston	L 30-42 Houston, TX 12,127

**Missouri Valley Conference 4-0 (1st place)*

1976	Won 7	Lost 4	Tied 1
Sept.	4 Richmond	W 22-7	Skelly Stadium 24,000
	11 @ Oklahoma State	L 21-33	Stillwater, OK 38,000
	18 Memphis	W 16-14	Skelly Stadium 30,350
	25 @ #12 Arkansas	W 9-3	Fayetteville, AR 40,563
Oct.	2 New Mexico State*	W 32-7	Skelly Stadium 31,700
	16 @ Cincinnati	L 7-16	Cincinnati, OH 17,717
	30 @ Louisville	W 20-10	Louisville, KY 8,068
Nov.	6 @ Virginia Tech	W 35-31	Blacksburg, VA 31,000
	13 @ Drake*	W 45-20	Des Moines, IA 5,182
	20 Wichita State*	L 13-30	Skelly Stadium 12,425
	27 West Texas State*	T 17-17	Skelly Stadium 7,130
Dec.	13 McNeese State	L 16-20	Shreveport, LA 19,164
	(Independence Bowl)		

**Missouri Valley Conference 2-1-1 (1st place)*

**JOHN Cooper****8 seasons****1977 - 1984****W-57, L-31, T-0****5 MVC Championships**

1977	Won 3		Lost 8		
Sept. 3	@ SW Louisiana	L	21-48	Lafayette, LA	24,130
10	#20 Oklahoma State	L	17-34	Skelly Stadium	39,168
17	UL-Monroe	W	37-35	Skelly Stadium	14,306
24	@ #16 Arkansas	L	3-37	Fayetteville, AR	43,524
Oct. 1	Wichita State*	L	26-38	Skelly Stadium	17,081
8	@ Louisville	L	0-33	Louisville, KY	12,007
22	@ Cincinnati†	L	0-28	Cincinnati, OH	14,400
29	@ San Diego State	L	7-41	San Diego, CA	28,306
Nov. 5	@ Drake*	W	33-23	Des Moines, IA	6,370
12	New Mexico State*	W	27-24	Skelly Stadium	11,384
19	@ West Texas State*	L	21-57	Canyon, TX	6,300

*Missouri Valley Conference 2-3 (4th place)

†Designated MVC Game

1978	Won 9		Lost 2		
Sept. 2	Arkansas State	W	21-20	Skelly Stadium	20,900
9	@ Virginia Tech	W	35-33	Blacksburg, VA	26,000
16	SW Louisiana	W	10-3	Skelly Stadium	21,500
23	Kansas State	W	24-14	Skelly Stadium	22,000
30	@ #2 Arkansas	L	13-21	Fayetteville, AR	45,435
Oct. 7	Louisville†	W	24-7	Skelly Stadium	20,500
14	@ New Mexico State*	L	20-23	Las Cruces, NM	12,337
21	@ Cincinnati†	W	27-26	Cincinnati, OH	11,521
28	Drake*	W	44-20	Skelly Stadium	17,500
Nov. 4	West Texas State*	W	44-23	Skelly Stadium	18,250
11	@ Wichita State*	W	27-13	Wichita, KS	6,519

*Missouri Valley Conference 5-1 (2nd place)

†Designated MVC Games

1979	Won 6		Lost 5		
Sept. 1	McNeese State	L	3-6	Skelly Stadium	24,600
8	@ Air Force	W	24-7	Colo. Springs, CO	23,000
15	SW Louisiana	W	28-20	Skelly Stadium	17,500
22	@ #3 Oklahoma	L	13-49	Norman, OK	71,187
29	@ #13 Arkansas	L	8-33	Fayetteville, AR	45,742
Oct. 6	@ Kansas State	W	9-6	Manhattan, KS	33,100
13	@ Louisville	L	7-24	Louisville, KY	14,941
20	TCU	L	17-24	Skelly Stadium	20,000
27	@ Florida	W	20-10	Gainesville, FL	60,126
Nov. 3	Wichita State*	W	28-26	Skelly Stadium	17,821
11	New Mexico State*	W	38-16	Skelly Stadium	10,065

*Missouri Valley Conference 2-0 (not enough MVC games to qualify for title)

1980	Won 8		Lost 3		
Sept. 13	Cincinnati	W	31-13	Skelly Stadium	19,941
20	@ Wichita State*	L	10-23	Wichita, KS	19,010
27	@ #15 Arkansas	L	10-13	Fayetteville, AR	41,082
Oct. 4	Kansas State	W	3-0	Skelly Stadium	23,213
11	North Texas	W	28-27	Skelly Stadium	18,315
18	@ TCU	W	23-17	Ft. Worth, TX	12,367
25	West Texas State*	W	44-24	Skelly Stadium	18,011

Nov. 1	@ #5 Florida State	L	2-45	Tallahassee, FL	47,683
8	Indiana State*	W	30-7	Skelly Stadium	17,647
15	@ Southern Illinois*	W	41-7	Carbondale, IL	6,432
22	@ New Mexico State*	W	21-20	Las Cruces, NM	10,081

*Missouri Valley Conference 4-1 (1st place)

1981	Won 7		Lost 4		
Sept. 5	Kansas† (forfeit)	W	11-15	Skelly Stadium	36,824
12	@ Arkansas	L	10-14	Fayetteville, AR	42,118
19	@ Oklahoma State	L	21-23	Stillwater, OK	47,000
26	Southern Illinois*	L	34-36	Skelly Stadium	18,943
Oct. 3	Kansas State	W	35-21	Skelly Stadium	18,196
17	@ Indiana State*	W	20-19	Terre Haute, IN	5,293
24	Wichita State*	W	52-21	Skelly Stadium	17,022
31	Drake*	W	59-6	Skelly Stadium	19,741
Nov. 7	New Mexico State*	W	31-0	Skelly Stadium	23,621
14	@ West Texas State*	W	24-10	Canyon, TX	8,300
21	@ Arkansas State	L	7-31	Jonesboro, AR	10,419

*Missouri Valley Conference 5-1 (1st place)

†Kansas later forfeited game to Tulsa

1982	Won 10		Lost 1		
Sept. 4	Air Force	W	35-17	Skelly Stadium	29,811
11	@ #13 Arkansas	L	0-38	Fayetteville, AR	43,820
19	Oklahoma State	W	25-15	Skelly Stadium	35,297
Oct. 2	@ Kansas	W	20-15	Lawrence, KS	35,512
9	@ New Mexico State*	W	31-14	Las Cruces, NM	11,633
16	Southern Illinois*	W	22-3	Skelly Stadium	26,936
23	@ Drake*	W	34-18	Des Moines, IA	12,820
30	@ Wichita State*	W	30-21	Wichita, KS	28,450
Nov. 6	West Texas State*	W	59-21	Skelly Stadium	25,803
13	Indiana State*	W	48-14	Skelly Stadium	23,929
20	@ North Texas	W	38-20	Denton, TX	8,500

*Missouri Valley Conference 6-0 (1st place)

1983	Won 8		Lost 3		
Sept. 3	San Diego State	W	34-9	Skelly Stadium	25,429
10	@ Arkansas	L	14-17	Fayetteville, AR	45,202
17	NW Louisiana	W	26-19	Skelly Stadium	20,193
24	@ #8 Oklahoma	L	18-28	Norman, OK	75,008
Oct. 1	@ Oklahoma State	L	0-9	Stillwater, OK	49,500
8	New Mexico State*	W	24-10	Skelly Stadium	16,098
15	Illinois State*	W	39-25	Skelly Stadium	21,107
22	@ Texas Tech	W	59-20	Lubbock, TX	34,002
29	Wichita State*	W	30-19	Skelly Stadium	23,947
Nov. 5	@ Drake*	W	22-13	Des Moines, IA	4,900
12	West Texas State*	W	31-16	Skelly Stadium	22,318

*Missouri Valley Conference 5-0 (1st place)

1984	Won 6		Lost 5		
Sept. 1	Southern Illinois*	W	23-10	Skelly Stadium	17,127
15	@ #8 Brigham Young	L	15-38	Provo, UT	64,327
22	@ Arkansas	L	9-18	Fayetteville, AR	43,680
29	#10 Oklahoma State	L	7-31	Skelly Stadium	40,235
Oct. 6	@ West Texas State*	W	35-7	Canyon, TX	2,300
13	East Carolina	W	31-20	Skelly Stadium	16,674
20	Wichita State*	W	55-20	Skelly Stadium	12,621
27	@ Texas Tech	L	17-20	Lubbock, TX	34,624
Nov. 3	@ Illinois State*	W	28-7	Normal, IL	9,491
10	@ Indiana State*	W	24-17	Terre Haute, IN	12,392
17	SW Louisiana	L	17-18	Skelly Stadium	13,104

*Missouri Valley Conference 5-0 (1st place)

**DON Morton****2 seasons****1985 - 1986****W-13, L-9, T-0****1 MVC Championship**

1985	Won 6		Lost 5		
Sept. 7	Houston*	W	31-24	Skelly Stadium	28,156
14	Texas Tech	L	17-21	Skelly Stadium	29,972
21	@ Arkansas	L	0-24	Little Rock, AR	55,112
28	@ Texas A&M	L	10-45	College Station, TX	44,342
Oct. 5	@ #6 Oklahoma St.	L	13-25	Stillwater, OK	49,400
12	Long Beach State	W	37-35	Skelly Stadium	12,262
19	@ #13 Florida State	L	14-76	Tallahassee, FL	53,500
26	West Texas State*	W	44-17	Skelly Stadium	11,378
Nov. 2	@ Wichita State*	W	42-26	Wichita, KS	11,760
9	Drake*	W	45-15	Skelly Stadium	12,872
16	@ East Carolina†	W	21-20	Greenville, NC	23,126

*Missouri Valley Conference 5-0 (1st place)

†Designated MVC Game

1986	Won 7		Lost 4		
Aug. 30	Louisiana Tech	L	17-22	Skelly Stadium	25,667
Sept. 6	Tennessee Tech	W	51-0	Skelly Stadium	10,466
13	Oklahoma State	W	27-23	Skelly Stadium	41,235
20	@ #12 Arkansas	L	17-34	Fayetteville, AR	51,080
27	@ Houston	W	24-14	Houston, TX	12,445
Oct. 2	Cal-St Fullerton	W	20-10	Skelly Stadium	11,988
11	@ SW Louisiana	L	13-17	Lafayette, LA	22,031
18	Central Michigan	W	42-6	Skelly Stadium	10,876
Nov. 1	Wichita State	W	38-10	Skelly Stadium	12,437
8	@ New Mexico	W	34-27	Albuquerque, NM	11,372
15	@ #1 Miami (Fla.)	L	10-23	Miami, FL	51,110

**GEORGE Henshaw****1 season****1987****W-3, L-8, T-0**

1987	Won 3		Lost 8		
Sept. 5	@ Oklahoma State	L	28-39	Stillwater, OK	46,700
12	@ Florida	L	0-52	Gainesville, FL	72,173
19	@ Arkansas	L	15-30	Fayetteville, AR	46,418
26	#1 Oklahoma	L	0-65	Skelly Stadium	47,350
Oct. 3	@ Kansas State	W	37-25	Manhattan, KS	28,400
10	@ Temple	W	24-17	Philadelphia, PA	20,008
17	@ Central Michigan	L	18-41	Mt. Pleasant, MI	19,612
24	@ Texas Tech	L	7-42	Lubbock, TX	24,341
31	Louisville	W	26-22	Skelly Stadium	19,472
Nov. 7	Northern Arizona	L	20-24	Skelly Stadium	10,863
21	Memphis	L	0-14	Skelly Stadium	18,612

**DAVE Rader****12 seasons****1988 - 1999****W-49, L-80, T-1****2 Bowl Appearances**

1988	Won 4		Lost 7		
Sept. 3	Kansas State	W	35-9	Skelly Stadium	21,547
10	@ Arkansas	L	26-30	Fayetteville, AR	43,008
24	UTEP	L	24-27	Skelly Stadium	20,057
Oct. 1	@ Oklahoma State	L	35-56	Stillwater, OK	45,100
8	@ Louisville	L	3-9	Louisville, KY	24,381
15	@ Houston	L	28-82	Houston, TX	14,068
29	@ UNLV	W	33-7	Las Vegas, NV	18,425
Nov. 5	@ #3 Miami (Fla.)	L	3-34	Miami, FL	38,196
12	@ Memphis	L	20-26	Memphis, TN	8,213
19	Temple	W	15-10	Skelly Stadium	7,186
26	Colorado State	W	32-28	Skelly Stadium	7,500

1989	Won 6		Lost 6		
Sept. 2	@ UTEP	W	23-14	El Paso, TX	38,065
9	Oklahoma State	W	20-10	Skelly Stadium	40,785
16	@ #9 Arkansas	L	7-26	Fayetteville, AR	51,518
23	New Mexico	W	35-33	Skelly Stadium	19,382
30	@ Iowa	L	22-30	Iowa City, IA	67,770
Oct. 7	@ SW Louisiana	L	13-21	Lafayette, LA	20,263
14	New Mexico State	W	34-13	Skelly Stadium	21,134
21	Louisville	W	31-24	Skelly Stadium	20,012
28	@ Louisiana Tech	L	31-34	Ruston, LA	17,100
Nov. 11	@ Wake Forest	L	17-29	Winston-Salem, NC	11,400
18	Bowling Green	W	45-10	Skelly Stadium	25,629
Dec. 16	@ Oregon	L	24-27	Shreveport, LA	44,621
(Independence Bowl)					

1990	Won 3		Lost 8		
Sept. 1	@ Oklahoma State	L	3-10	Stillwater, OK	41,200
8	SW Missouri State	W	41-28	Skelly Stadium	22,590
15	@ Arkansas	L	3-28	Fayetteville, AR	50,118
22	@ #11 Oklahoma	L	10-52	Norman, OK	70,325
29	Memphis	L	10-22	Skelly Stadium	21,072
Oct. 6	@ Louisville	L	14-38	Louisville, KY	36,692
13	Louisiana Tech	L	21-35	Skelly Stadium	17,658
20	SW Louisiana	L	13-25	Skelly Stadium	18,019
27	@ New Mexico State	W	35-10	Las Cruces, NM	17,972
Nov. 10	@ Colorado State	L	13-31	Fort Collins, CO	25,710
17	Montana State	W	20-2	Skelly Stadium	40,248

1991	Won 10		Lost 2		
Aug. 31	SW Missouri State	W	34-13	Skelly Stadium	31,124
Sept. 7	Oklahoma State	W	13-7	Skelly Stadium	39,479
14	@ Kansas	L	17-23	Lawrence, KS	35,000
21	#15 Texas A&M	W	35-34	Skelly Stadium	30,122
28	#2 Miami (Fla.)	L	10-34	Skelly Stadium	35,689
Oct. 12	@ SW Louisiana	W	34-20	Lafayette, LA	17,512
26	@ Memphis	W	33-28	Memphis, TN	17,502
Nov. 2	Southern Miss	W	13-10	Skelly Stadium	27,784
16	Louisville	W	40-0	Skelly Stadium	31,717
23	Ohio	W	45-13	Skelly Stadium	23,237
30	@ SMU	W	31-26	Dallas, TX	7,900
Dec. 30	San Diego State	W	28-17	Anaheim, CA	34,217
(Freedom Bowl)					

Completed the season ranked 21st nationally in both the Associated Press and USA Today/CNN polls.



1992	Won 4	Lost 7
Sept. 5	Houston	W 28-25 Skelly Stadium 33,619
12	@ #7 Texas A&M	L 9-19 College Station, TX 58,926
19	Kansas	L 7-40 Skelly Stadium 34,986
26	@ Oklahoma State	L 19-24 Stillwater, OK 47,280
Oct. 3	@ Southern Miss	L 24-33 Hattiesburg, MS 18,253
10	SW Missouri State	W 17-14 Skelly Stadium 21,856
17	@ Louisville	L 27-32 Louisville, KY 29,517
24	Memphis	L 25-30 Skelly Stadium 20,142
31	SW Louisiana	W 27-9 Skelly Stadium 19,073
Nov. 7	UTEP	W 48-39 Skelly Stadium 19,624
28	@ Hawaii	L 9-38 Honolulu, HI 35,217

1993	Won 4		Lost 6		Tied 1	
Sept.	4	@ Iowa	L	25-26	Iowa City, IA	66,431
	11	@ Houston	W	38-24	Houston, TX	15,138
	18	Oklahoma State	L	10-16	Skelly Stadium	40,385
	25	@ #10 Oklahoma	L	20-41	Norman, OK	67,121
Oct.	2	Cincinnati	L	15-22	Skelly Stadium	21,296
	16	@ Memphis	W	23-19	Memphis, TN	27,996
Nov.	30	Middle Tennessee	W	38-17	Skelly Stadium	17,345
	6	@ East Carolina	W	52-26	Greenville, NC	18,138
	13	@ Arkansas	L	11-24	Fayetteville, AR	28,525
	20	Southern Miss	T	30-30	Skelly Stadium	21,783
	25	Louisville	L	0-28	Skelly Stadium	24,576

1994	Won 3	Lost 8
Sept. 3	@ Missouri	W 20-17 Columbia, MO 55,263
10	Memphis	L 18-42 Skelly Stadium 21,324
17	@ Wyoming	L 7-17 Laramie, WY 21,547
24	@ Oklahoma State	L 10-17 Stillwater, OK 46,840
Oct. 8	UTEP	L 17-24 Skelly Stadium 17,127
15	UNLV	W 44-22 Skelly Stadium 16,875
22	East Carolina	L 21-28 Skelly Stadium 24,811
29	@ Southern Miss	L 29-47 Hattiesburg, MS 13,493
Nov. 12	SW Missouri State	W 38-28 Skelly Stadium 17,349
19	@ Cincinnati	L 13-28 Cincinnati, OH 18,162
26	@ Louisville	L 27-34 Louisville, KY 35,655

1995	Won 4	Lost 7
Sept. 2	Baylor	L 5-37 Skelly Stadium 27,133
9	Oklahoma State	W 24-23 Skelly Stadium 31,963
16	@ #3 Texas A&M	L 9-52 College Station, TX 57,067
23	East Tennessee St.	W 45-20 Skelly Stadium 17,836
30	@ Louisiana Tech	L 23-27 Shreveport, LA 18,965
Oct. 7	Wyoming	W 35-6 Skelly Stadium 20,003
14	@ UTEP	W 38-28 El Paso, TX 19,931
28	@ Memphis	L 7-10 Memphis, TN 12,798
Nov. 4	@ Brigham Young	L 35-45 Provo, UT 63,754
11	@ East Carolina	L 7-23 Greenville, NC 26,410
18	Cincinnati	L 5-24 Skelly Stadium 19,312

1996	Won 4	Lost 7
Aug. 31	@ SMU*	L 10-17 Dallas, TX 12,177
Sept. 14	@ Oklahoma State	L 9-30 Stillwater, OK 44,800
21	#19 Iowa	W 27-20 Skelly Stadium 27,788
28	@ Oklahoma	W 31-24 Norman, OK 68,384
Oct. 12	Colorado State*	W 20-14 Skelly Stadium 24,556
19	#18 Brigham Young*	L 30-55 Skelly Stadium 34,624
26	@ Utah*	L 19-45 Salt Lake City, UT 29,047
Nov. 2	New Mexico*	L 23-34 Skelly Stadium 19,897
9	TCU*	L 24-31 Skelly Stadium 17,203
16	@ UTEP*	W 38-21 El Paso, TX 14,293
23	@ Rice*	L 14-42 Houston, TX 19,200

*Western Athletic Conference 2-6-0 (7th place/Mountain Division)

1997	Won 2	Lost 9
Aug. 28	@ Cincinnati	L 24-33 Cincinnati, OH 17,591
Sept. 13	@ Iowa	L 16-54 Iowa City, IA 64,893
20	Missouri	L 21-42 Skelly Stadium 40,385
Oct. 4	Rice*	L 24-42 Skelly Stadium 19,994
11	UTEP*	L 18-33 Skelly Stadium 18-33
18	@ TCU*	W 33-22 Fort Worth, TX 23,813
26	@ Colorado State*	L 8-44 Fort Collins, CO 27,542
Nov. 1	Utah*	W 21-13 Skelly Stadium 19,864
8	@ Brigham Young*	L 39-49 Provo, UT 64,200
15	SMU*	L 41-42 Skelly Stadium 15,234
22	@ New Mexico*	L 13-51 Albuquerque, NM 29,217

* Western Athletic Conference 2-6-0 (7th place/Mountain Division)

1998	Won 4	Lost 7
Sept. 5	SW Missouri State	W 49-14 Skelly Stadium 24,332
12	Oklahoma State	W 35-20 Skelly Stadium 40,385
26	@ West Virginia	L 21-44 Morgantown, WV 48,819
Oct. 3	San Diego State*	L 14-24 Skelly Stadium 18,320
10	@ Colorado State*	L 7-34 Fort Collins, CO 31,575
17	@ Rice*	L 10-14 Houston, TX 18,116
24	Air Force*	L 21-42 Skelly Stadium 21,763
31	@ UNLV*	W 20-16 Las Vegas, NV 15,187
Nov. 7	@ SMU*	L 3-33 Dallas, TX 11,143
14	TCU*	L 7-17 Skelly Stadium 12,628
21	Wyoming*	W 35-0 Skelly Stadium 12,054

* Western Athletic Conference 2-6-0 (7th place/Mountain Division)

1999	Won 2	Lost 9
Sept. 4	SW Missouri State	W 45-21 Skelly Stadium 25,007
11	@ Oklahoma State	L 9-46 Stillwater, OK 46,250
18	@ #7 Texas A&M	L 13-62 College Station, TX 67,647
25	@ San Jose State*	L 10-34 San Jose, CA 12,871
Oct. 2	Rice*	L 10-20 Skelly Stadium 15,270
16	@ TCU*	L 17-56 Fort Worth, TX 27,957
23	Hawaii*	L 21-35 Skelly Stadium 15,756

Pat Henderson was named interim coach prior to the Fresno State game. He completed the season with a 1-3 record.

30	Fresno State*	L 14-28 Skelly Stadium 13,265
Nov. 6	@ UTEP*	W 43-19 El Paso, TX 25,527
13	Louisiana-Monroe	L 34-37 Skelly Stadium 15,037
20	SMU*	L 14-28 Skelly Stadium 14,199

*Western Athletic Conference 1-6-0 (8th place)

**KEITH Burns****3 seasons****2000 - 2002****W-7, L-28, T-0**

2000	Won 5		Lost 7	
Sept. 2	@ North Carolina	L 9-30	Chapel Hill, NC	44,000
9	Oklahoma State	L 26-36	Skelly Stadium	40,385
16	@Rice*	W 23-16	Houston, TX	10,868
23	Louisiana Tech	W 22-10	Skelly Stadium	17,673
30	@Hawaii*	W 24-14	Honolulu, HI	36,430
Oct. 7	UTEP*	L 7-40	Skelly Stadium	18,689
14	@ New Mexico State	L 28-42	Las Cruces, NM	15,822
21	#11 TCU*	L 3-17	Skelly Stadium	20,034
28	@ Fresno State*	L 12-34	Fresno, CA	41,088
Nov. 11	@ SMU*	L 20-24	Dallas, TX	14,127
18	San Jose State*	W 28-17	Skelly Stadium	13,023
25	Nevada*	W 38-3	Skelly Stadium	15,024

*Western Athletic Conference 4-4-0 (5th place)

2001	Won 1		Lost 10	
Aug. 30	Indiana State	W 51-0	Skelly Stadium	20,839
Sept. 22	#11 Fresno State*	L 18-37	Skelly Stadium	31,087
29	@ UTEP*	L 10-26	El Paso, TX	30,044
Oct. 6	New Mexico State	L 7-24	Skelly Stadium	17,211
13	@ Boise State*	L 10-41	Boise, ID	23,123
20	Hawaii*	L 15-36	Skelly Stadium	17,629
27	@ San Jose State*	L 27-63	San Jose, CA	6,873
Nov. 3	@ #3 Oklahoma	L 0-58	Norman, OK	74,911
10	@ Rice*	L 32-59	Houston, TX	29,317
17	SMU*	L 14-24	Skelly Stadium	18,112
24	Louisiana Tech*	L 7-19	Skelly Stadium	12,173

*Western Athletic Conference 0-8-0 (10th place)

2002	Won 1		Lost 11	
Aug. 30	#1 Oklahoma	L 0-37	Skelly Stadium	40,385
Sept. 7	@ Arkansas State	L 19-21	Jonesboro, AR	15,363
14	@ Louisiana Tech*	L 9-53	Ruston, LA	18,600
21	@ Baylor	L 25-37	Waco, TX	30,337
28	Kansas	L 33-43	Skelly Stadium	17,893
Oct. 12	Boise State*	L 24-52	Skelly Stadium	15,079
19	@ Hawaii*	L 14-37	Honolulu, HI	34,098
26	UTEP*	W 20-0	Skelly Stadium	12,317
Nov. 2	Rice*	L 18-33	Skelly Stadium	12,587
9	@ Fresno State*	L 12-31	Fresno, CA	37,841
16	San Jose State*	L 38-49	Skelly Stadium	15,653
23	@ SMU*	L 21-24	Dallas, TX	12,324

*Western Athletic Conference 1-7-0 (T-9th place)

**STEVE Kragthorpe****4 seasons****2003 - 2006****W-29, L-22, T-0****1 C-USA Championship****3 Bowl Appearances**

2003	Won 8		Lost 5	
Aug. 30	@ Minnesota	L 10-49	Minneapolis, MN	36,623
Sept. 6	@ Arkansas	L 13-45	Fayetteville, AR	69,442
13	Texas State	W 41-15	Skelly Stadium	35,805
20	Arkansas State	W 54-7	Skelly Stadium	16,231
Oct. 4	Hawaii*	W 27-16	Skelly Stadium	17,342
11	@ Boise State*	L 20-27	Boise, ID	29,719
18	Nevada*	L 21-28	Skelly Stadium	17,816
25	SMU*	W 35-16	Skelly Stadium	16,733
Nov. 1	@ UTEP*	W 56-28	El Paso, TX	17,095
8	@ Rice*	W 31-28	Houston, TX	10,846
15	Louisiana Tech*	W 48-18	Skelly Stadium	28,862
22	@ San Jose State*	W 34-32	San Jose, CA	7,618
Jan. 3	Georgia Tech	L 10-52	Boise, ID	23,118

(Humanitarian Bowl)

*Western Athletic Conference 6-2-0 (T-2nd place)

2004	Won 4		Lost 8	
Sept. 4	@ Kansas	L 3-21	Lawrence, KS	40,646
11	@ Oklahoma State	L 21-38	Stillwater, OK	47,307
18	Navy	L 0-29	Skelly Stadium	23,658
25	SW Missouri State	W 49-7	Skelly Stadium	17,980
Oct. 2	@ Hawaii*	L 16-44	Honolulu, HI	44,429
16	#18 Boise State*	L 42-45	Skelly Stadium	20,817
23	@ Nevada*	L/OT 48-54	Reno, NV	13,550
30	Rice*	W 39-22	Skelly Stadium	12,218
Nov. 6	@ SMU*	L/OT 35-41	Dallas, TX	12,677
13	@ Louisiana Tech*	L 21-38	Shreveport, LA	7,713
20	San Jose State*	W 34-24	Skelly Stadium	15,784
27	#24 UTEP*	W 37-35	Skelly Stadium	10,977

*Western Athletic Conference 3-5-0 (T-6th place)

2005	Won 9		Lost 4	
Sept. 1	Minnesota	L 10-41	Skelly Stadium	33,410
Sept. 10	@ #18 Oklahoma	L 15-31	Norman, OK	83,877
Sept. 17	@ North Texas	W 54-2	Denton, Texas	23,112
Sept. 24	Memphis*	W/OT 37-31	Skelly Stadium	20,645
Oct. 1	Houston*	L 23-30	Skelly Stadium	15,580
Oct. 8	@ Southern Miss*	W 34-17	Hattiesburg, MS	28,375
Oct. 15	@ Rice*	W 41-21	Houston, Texas	10,893
Oct. 22	SMU*	W 20-13	Skelly Stadium	22,502
Nov. 5	@ UTEP*	L 38-41	El Paso, TX	49,160
Nov. 12	East Carolina*	W 45-13	Skelly Stadium	21,995
Nov. 16	@ Tulane*	W 38-14	Monroe, LA	10,306
Dec. 3	@ UCF**	W 44-27	Orlando, FL	51,978
Dec. 31	Fresno State	W 31-24	Memphis, TN	54,894

(AutoZone Liberty Bowl)

*Conference USA 6-2-0 (1st place/West Division)

**Conference USA Football Championship Game



2006	Won 8	Lost 5
Aug. 30	Stephen F. Austsin	W 45-7 Skelly Stadium 23,308
Sept. 9	@ Brigham Young	L 24-49 Provo, UT 56,627
16	North Texas	W 28-3 Skelly Stadium 22,045
23	@ Navy	W/OT 24-23 Annapolis, MD 31,604
Oct. 3	Southern Miss*	W 20-6 Skelly Stadium 20,625
14	@ East Carolina*	W 31-10 Greeneville, NC 34,011
21	@ Memphis*	W 35-14 Memphis, TN 30,059
27	UTEP*	W 30-20 Skelly Stadium 28,074
Nov. 4	@ Houston*	L 10-27 Houston, TX 22,452
11	Rice*	L/OT 38-41 Skelly Stadium 18,632
18	@ SMU*	L 24-34 Dallas, TX 14,658
24	Tulane*	W 38-3 Skelly Stadium 15,502
Dec. 23	Utah	L 13-25 Fort Worth, TX 32,412

(Bell Helicopter Armed Forces Bowl)

* Conference USA 5-3-0 (3rd place/West Division)

**TODD Graham**

4 seasons

2007-2010

W-36, L-17, T-0

2 C-USA West Division Titles, 1 shared West Division Title

3 Bowl Appearances

2007	Won 10	Lost 4
Aug. 30	@ UL-Monroe	W 35-17 Monroe, La. 22,022
Sept. 15	BYU	W 55-47 Chapman Stadium 24,445
20	Oklahoma	L 21-62 Chapman Stadium 35,542
29	UAB*	W 38-30 Chapman Stadium 22,710
Oct. 6	@ UTEP*	L 47-48 El Paso, Texas 35,676
12	Marshall*	W 38-31 Chapman Stadium 20,255
20	@ UCF*	L 23-44 Orlando, Fla. 45,510
27	SMU*	W 29-23 Chapman Stadium 18,853
Nov. 3	@ Tulane*	W 49-25 New Orleans, La. 15,271
10	Houston*	W 56-7 Chapman Stadium 25,428
17	@ Army	W 49-29 West Point, NY 27,687
24	@ Rice*	W 48-43 Houston, Texas 11,742
Dec. 1	@ UCF**	L 25-44 Orlando, Fla. 44,128
Jan. 6	Bowling Green	W 63-7 Mobile, Ala. 36,932

(GMAC Bowl)

* Conference USA 6-2-0 (1st place/West Division)

** Conference USA Football Championship Game

2008	Won 11	Lost 3
Aug. 30	@ UAB*	W 45-22 Birmingham, Ala. 19,672
Sept. 6	@ North Texas	W 56-26 Denton, Texas 22,785
20	New Mexico	W 56-14 Chapman Stadium 30,000
27	Central Arkansas	W 62-34 Chapman Stadium 20,646
Oct. 4	Rice*	W 63-28 Chapman Stadium 24,926
11	@ SMU*	W 37-31 Dallas, Texas 15,324
18	UTEP*	W 77-35 Chapman Stadium 21,873
26	UCF*	W 49-19 Chapman Stadium 30,000
Nov. 1	@ Arkansas	L 23-30 Fayetteville, Ark. 70,021
15	@ Houston*	L 30-70 Houston, Texas 20,855
22	Tulane*	W 56-7 Chapman Stadium 20,391
29	@ Marshall*	W 38-35 Huntington, WV 21,571
Dec. 6	East Carolina**	L 24-27 Chapman Stadium 22,740
Jan. 6	#22 Ball State	W 45-13 Mobile, Ala. 32,816

(GMAC Bowl)

* Conference USA 7-1-0 (1st place/West Division)

** Conference USA Football Championship Game

2009	Won 5	Lost 7
Sept. 4	@ Tulane*	W 37-13 New Orleans, La. 27,638
12	@ New Mexico	W 44-10 Albuquerque, NM 30,051
19	@ #12 Oklahoma	L 0-45 Norman, Okla. 84,803
26	Sam Houston State	W 56-3 Chapman Stadium 26,048
Oct. 3	@ Rice*	W 27-10 Houston, Texas 11,420
14	#5 Boise State	L 21-28 Chapman Stadium 30,000
21	@ UTEP*	L 24-28 El Paso, Texas 37,368
31	SMU*	L 13-27 Chapman Stadium 21,714
Nov. 7	#13 Houston*	L 45-46 Chapman Stadium 20,243
15	East Carolina*	L 17-44 Chapman Stadium 17,453
21	@ Southern Miss*	L 34-44 Hattiesburg, Miss. 28,757
27	Memphis*	W/OT 33-30 Chapman Stadium 19,552

* Conference USA 3-5-0 (T-3rd place/West Division)

2010	Won 10	Lost 3
Sept. 5	@ East Carolina*	L 49-51 Greenville, NC 50,010
11	Bowling Green	W 33-20 Chapman Stadium 19,565
18	@ Oklahoma State	L 28-65 Stillwater, Okla. 51,778
25	Central Arkansas	W 41-14 Chapman Stadium 21,928
Oct. 2	@ Memphis*	W 48-7 Memphis, Tenn. 22,231
9	@ SMU*	L 18-21 Dallas, Texas 19,329
16	Tulane*	W 52-24 Chapman Stadium 23,295
30	@ Notre Dame	W 28-27 South Bend, Ind. 80,795
Nov. 6	Rice*	W 64-21 Chapman Stadium 19,036
13	@ Houston*	W 28-25 Houston, Texas 30,046
20	UTEP*	W 31-28 Chapman Stadium 16,547
26	Southern Miss*	W 56-50 Chapman Stadium 21,901
Dec. 24	@ #24 Hawaii	W 62-35 Honolulu, Hawaii 43,673

(Sheraton Hawaii Bowl)

* Conference USA 6-2-0 (T-1st place/West Division)

**BILL Blankenship**

1 season

2011

W-8, L-5, T-0


1 Bowl Appearance

2011	Won 8	Lost 5
Sept. 3	@ #1 Oklahoma	L 14-47 Norman, Okla.
10	@ Tulane*	W 31-3 New Orleans, La.
17	#7 Oklahoma State	L 33-59 Chapman Stadium
24	@ #4 Boise State	L 21-41 Boise, Idaho
Oct. 1	North Texas	W 41-24 Chapman Stadium
15	UAB*	W 37-20 Chapman Stadium
22	@ Rice*	W 38-20 Houston, Texas
29	SMU*	W 38-7 Chapman Stadium
Nov. 3	@ UCF*	W 24-17 Orlando, Fla.
12	Marshall*	W 59-17 Chapman Stadium
19	@ UTEP*	W 57-28 El Paso, Texas
26	#7 Houston*	L 16-48 Chapman Stadium
Dec. 30	BYU	L 21-24 Dallas, Texas

(Bell Helicopter Armed Forces Bowl)

* Conference USA 7-1-0 (2nd place/West Division)

NOTES





2009
GMAC Bowl



2011
**Bell Helicopter
Armed Forces Bowl**



2010
Sheraton Hawai'i Bowl

18 BOWL GAME APPEARANCES IN SCHOOL HISTORY . . .

- 1 Sun Bowl
- 2 Sugar Bowls
- 1 Orange Bowl
- 1 Oil Bowl
- 1 Gator Bowl
- 2 Bluebonnet Bowls
- 2 Independence Bowls
- 1 Freedom Bowl
- 1 Humanitarian Bowl
- 1 Liberty Bowl
- 2 Armed Forces Bowls
- 2 GMAC Bowls
- 1 Hawai'i Bowl



**2009 GMAC
BOWL CHAMPIONS**

**2010 SHERATON HAWAII
BOWL CHAMPIONS**





DATE	OPPONENT	TIME
Sept. 1	at Iowa State	11:00 am
Sept. 8	TULANE*	11:00 am
Sept. 15	NICHOLLS STATE	6:00 pm
Sept. 22	FRESNO STATE	7:00 pm
Sept. 29	at UAB*	2:00 pm
Oct. 6	at Marshall*	2:30 pm
Oct. 11 (THURS.)	UTEP*	7:00 pm
Oct. 20	RICE* (HOMECOMING)	2:30 pm
Nov. 3	at Arkansas	TBA
Nov. 10	at Houston*	4:00 pm
Nov. 17	UCF*	TBA
Nov. 24	at SMU*	TBA

BOLD CAPS indicate Home Games * Conference USA Games Games dates and times are subject to change

www.TulsaHurricane.com

