




FLY WITH US

RICE OWLS FOOTBALL
2015 FACT BOOK



BRIAN PATTERSON SPORTS PERFORMANCE CENTER



An exciting new chapter in the storied history of Rice Stadium and Rice Athletics is now taking shape in the north end zone of the historic facility with the construction of the Brian Patterson Sports Performance Center.

The fully-funded \$31.5 million project includes a 60,000-square-foot, two-story structure that will house a weight room, a home team locker room, coaching and staff offices, an auditorium, a football team lounge and areas for training and sports medicine that include hydrotherapy, plunge pools and exam rooms. The weight room and sports medicine areas will be available to student-athletes from all sports at Rice.

The new building will have a glass wall on the side facing the football field that offers a view of the weight rooms on the ground and second floors. The other three sides will be made of brick that complements the color of the brick on the rest of the stadium. White columns supporting the roof will be similar to the columns in other parts of the stadium. A concrete ramp will provide access to the football field.

The tarp-covered concrete area by the north end zone will be torn down to make room for the building. Part of the \$31.5 million cost includes a \$500,000 project to relocate electrical switchgear in that area; storm and sewer lines will be rerouted.

The architect for the project is HKS, which built the Cowboys stadium in Arlington, Texas, and the Colts stadium in Indianapolis. Anslow Bryant is the general contractor.

UNIVERSITY INFORMATION

Location | **Houston, Texas 77251**
Founded | **1891**
Enrollment | **6,469**
Nickname | **Owls**
Mascot | **Sammy the Owl**
Colors | **Blue (pms 281c) and Gray (pms 424c)**
Conference | **Conference USA**
Stadium | **Rice Stadium (47,000)**
Playing Surface | **AstroTurf**
President | **David W. Leebron (Harvard, '76)**
Athletics Director | **Joe Karlgaard (Stanford, '96)**
Athletics Phone Number | **713.348.6920**
Ticket Office Number | **713.522.OWLS**
Mailing Address | **P.O. Box 1892, MS 548
Houston, TX 77251-1892**
Physical Address | **Tudor Fieldhouse
6100 Main Street
Houston, TX 77005**

COACHING STAFF

Head Coach | **David Bailiff**
Alma Mater | **Texas State, '81**
Record at Rice | **48-53 (.475) | 8 Seasons**
Career Record | **69-68 (.504) | 11 Seasons**

Assistant HC/Special Teams Coordinator/LB |

Darrell Patterson
Alma Mater | **TCU, '84**
DC/Cornerbacks | **Chris Thurmond**
Alma Mater | **Tulsa, '75**
Co-OC/QBs | **Larry Edmondson**
Alma Mater | **Texas A&M, '83**
Co-OC/Wide Receivers | **Billy Lynch**
Alma Mater | **Ball State, '02**
Safeties | **Larry Hoefer**
Alma Mater | **McMurry, '72**
Defensive Line | **Michael Slater**
Alma Mater | **Texas State, '93**
Tight Ends | **David Sloan**
Alma Mater | **New Mexico, '95**
Running Backs | **Anthony Steward**
Alma Mater | **Kansas, '12**
Offensive Linemen | **Ronnie Vinklerek**
Alma Mater | **Southwest Texas, '81**
Strength & Conditioning | **Kevin Yoxall**
Alma Mater | **East Texas State, '87**
Assistant AD/Football Operations | **Jerry Pickle**
Alma Mater | **Delta State, '76**

TEAM INFORMATION

2014 Record | **8-5**
C-USA Record/Finish | **5-3 / T-2nd West**
Starters Returning/Lost | **11/13**
Offense | **6/5**
Defense | **4/7**
Specialists | **1/1**
Lettermen Returning/Lost | **41/21**
Offense | **21/7**
Defense | **19/12**
Special Teams | **1/2**

MEDIA RELATIONS

Football Contact | **Chuck Pool**
Office Number | **713.348.5775**
Cell Number | **832.244.6476**
Email Address | **cpool@rice.edu**
SID Fax Number | **713.348.6019**
Rice Press Box | **713.348.5638**

RICE DIGITAL & SOCIAL MEDIA

Rice Website | **RiceOwls.com**
Rice Facebook | **facebook.com/riceowlsfootball**
Rice Twitter | **@ricefootball1**

RICE FACT BOOK CONTENTS

Rice Football Rosters	2
Rice Pronunciation Guide	5
Rice Player Biographies	6
Rice Coaching Staff Biographies	72
2014 Statistics	88
2014 Review	108
Rice Record Book	134
Post-Season Honors	171
Team Awards	176
Rice Letterman List	182
All-Time Results	192
Series Records	204
Rice Bowl History	207
2015-16 C-USA Bowls	208

Rice University is committed to affirmative action and equal opportunity in education and employment. Rice does not discriminate on the basis of race, color, religion, sex, sexual orientation, national or ethnic origin, age, disability or veteran status.

No	Name	Ht	Wt	Pos	Cl-Exp	Hometown/Last School							
96	Abercumbia, Zach	6-2	280	DT	FR-HS	Dallas, Texas/Skyline	53	Elms, Cole	6-2	265	DL	FR-HS	College Station, Texas/Brazos Christian
12	Alaka, Temi	6-2	200	WR	RS SO-1L	Houston, Texas/Cy Falls	6	Espinosa, Zach	6-2	220	SAF	SR-3L	Cedar Park, Texas/Cedar Park
66	Anderson, Calvin	6-5	260	OL	RS FR	Austin, Texas/Westlake	33	Esukpa, Emmanuel	5-11.5	220	RB	FR-HS	Grand Prairie, Texas/Mansfield
34	Ballard, Joe	6-0	215	LB	RS SO-1L	Manhattan, Kan./Manhattan	3	Farrimond, James	6-0	220	K/P	RS SR-2L	San Antonio, Texas/Churchill
19	Banks, V.J.	6-1	185	SAF	SO-1L	Bryan, Texas/Bryan	2	Fox, Jack	6-1.5	200	K	FR-HS	St. Louis, Missouri/Ladue Horton Watkins
23	Barnes, Chris	6-1	235	TE	FR-HS	The Woodlands, Texas/College Park	11	Fuhrman, Garrett	5-8	190	SAF	SR-3L	Lansing, Mich./Eastern
32	Bertrand, Christian	5-11	190	CB	FR-HS	Missouri City, Texas/Hightower	13	German, Nate	6-2	205	QB	RS SO	Cypress, Texas/Cy Woods
7	Bickham, Christian	6-1	190	CB	FR-HS	Pflugerville, Texas/Pflugerville	51	Godber, Peter	6-3	300	OL	RS SO-1L	Toronto, Ontario/St. Andrew's
14	Blasingame, J.T.	5-9	175	CB	RS JR-2L	Atlanta, Ga./Mays	57	Gordon, Preston	6-0	280	DT	RS FR	McKinney, Texas/Frisco Heritage
32	Bradshaw, Arthur	5-11	225	SAF	RS FR	Houston, Texas/Worthing	89	Gotelli, T.J.	5-11.5	180	WR	FR-HS	Lodi, California/Tokay
8	Brown, Derek	6-3	225	DE	RS JR-2L	Bay City, Texas/Bay City	49	Green, D.J.	6-2	235	LB	RS SO-1L	Mesquite, Texas/Horn
43	Carpenter, Dan	6-2	220	LB	FR-HS	Houston, Texas/Ridge Point	15	Granato, J.T.	6-3.5	215	QB	FR-HS	Houston, Texas/Kinkaid
64	Carter, Ty	6-2	255	DS	RS SO	Houston, Texas/Mayde Creek	18	Hamilton, Brandon	5-11	210	RB	RS JR-2L	Copperas Cove, Texas/Copperas Cove
87	Cella, Connor	6-3	240	TE	RS JR-2L	Katy, Texas/Taylor	93	Hanusa, Parker	6-4	240	DE	RS FR	Austin, Texas/Westwood
48	Cimino, Lawrence	5-10	170	CB	RS FR	Plano, Texas/West	58	Hennessee, Cody	6-2	265	DT	RS JR-2L	Denton, Texas/Guyer
20	Clark, Jorian	5-10	185	CB	RS FR	Mesquite, Texas/Horn	15	Hudak, Jesse	5-9	170	WR	RS FR	Pearland, Texas/Dawson
37	Corbett, Ford	5-9	190	SAF	RS FR	Ft. Worth, Texas/All Saints Episcopal	82	Hunt, Cole	6-7	250	TE	RS SO-1L	El Campo, Texas/El Campo
41	Cummings, Josh	5-9.5	175	CB	FR-HS	Murphy, Texas/Dallas Jesuit	17	Ibe, J.T.	6-0	195	SAF	RS FR	Mansfield, Texas/Mansfield
3	Davis, Jowan	5-7	200	RB	JR-2L	Sealy, Texas/Sealy	6	Jackson, Driphus	6-0	210	QB	RS SR-3L	Cedar Hill, Texas/Cedar Hill
78	Dawkins, Brandon	6-7	310	OL	RS JR-2L	Dallas, Texas/Prestonwood Christian	81	Johnson, Cameron	6-1	170	WR	FR-HS	Spring, Texas/Klein Collins
85	Decell, Cameron	6-5	210	WR	RS JR-1L	McKinney, Texas/Boyd	92	Johnson, Collin	6-4	250	DE	RS SO	Henderson, Nev./Coronado
1	Dillard, Darik	5-10	205	RB	RS JR-2L	San Antonio, Texas/McArthur	98	Johnson, Connor	6-4	245	DE	RS SO-1L	Henderson, Nev./Coronado
26	Douglas, Brandon	5-9.5	175	CB	FR-HS	Hutton, Texas/Hutto	38	Johnson, J.D.	6-1	225	LB	RS FR	Houston, Texas/Kinkaid School
79	Edwards, Isaiah	6-8	380	OT	FR-HS	Katy, Texas/Cinco Ranch	56	Klingler, Cory	6-4	300	OL	RS FR	Alvin, Texas/New Caney
46	Elder, Nick	6-0	225	LB	RS SR-3L	San Antonio, Texas/Central Catholic	7	Knopf, Taylor	6-0	190	K	RS SO	Boerne, Texas/Boerne
38	Ellerbe, Nashon	5-9	195	SAF	FR-HS	Frisco, Texas/Trinity Christian Academy	84	Long, Trevor	6-5	225	WR	RS FR	East Bernard, Texas/East Bernard
42	Ellerbee, Emmanuel	6-0	225	LB	SO-1L	Houston, Texas/Strake Jesuit	69	Luvender, Brad	6-3	260	DT	SO-1L	Sugar Land, Texas/George Ranch
							4	Lyons, Alex	6-0	205	LB	RS JR-2L	DeSoto, Texas/DeSoto

39	Malcomb, Clayton	5-11	215	DS	RS FR	Tomball, Texas/Concordia Lutheran	17	Smith, Parker	6-3	200	WR	RS FR	Richmond, Texas/Travis
20	Marks, Ethan	5-11	200	RB	RS FR	Louisville, Colo./Monarch	52	Stanley, Spencer	6-3	290	OL	RS JR-2L	Ft. Worth, Texas/Trinity Valley
54	Martin, Trey	6-2	290	OL	RS SO-1L	El Campo, Texas/El Campo	10	Stehling, Tyler	6-5	215	QB	RS JR-1L	Spring, Texas/Klein
36	Maticcik, Paine	5-8	220	DL	RS SO	McKinney, Texas/Boyd	24	Stewart, Samuel	5-9	200	RB	RS FR	Cypress, Texas/Cy Woods
2	Mayden, James	6-2	190	WR	SO-1L	Rowlett, Texas/Sachse	83	Terrill, Matt	6-6.5	260	TE	FR-HS	Austin, Texas/Hyde Park
25	McGaskey, Tabari	6-0	225	LB	RS JR-2L	Dallas, Texas/Lincoln	28	Thomas, Cole	6-2	200	SAF	RS SO-1L	Katy, Texas/Cinco Ranch
86	Mitchell, Reid	6-2	240	TE	RS JR	Pflugerville, Texas/Hendrickson	10	Thompson, J.P.	6-0	175	SAF	RS FR	Spring, Texas/Klein
60	Mokry, Crockett	6-3	315	OL	FR-HS	McCoy, Texas/Pleasanton	91	Thompson, Carl	6-3	275	DT	FR-HS	Denton, Texas/Guyer
97	Mouchantaf, Stuart	6-4	290	DT	SR-2L	Katy, Texas/Blinn JC/Cinco Ranch	70	Thompson, Kenneth	6-4	285	OL	RS SO-1L	Houston, Texas/Langham Creek
72	Neumeyer, Castin	6-5.5	255	OL	FR-HS	Wylie, Texas, Wylie	5	Tracy, Kevin	6-2	190	QB	RS-FR	Palo Alto, California/Pinewood
31	Nwakamma, Martin	6-0	200	SAF	RS FR	Leander, Texas/Leander	35	Turner, Luke	6-1	230	RB	SR-3L	Gilmer, Texas/Gilmer
90	Padgett, Blain	6-5	250	DE	FR-HS	Sour Lake, Texas/Hardin Jefferson	14	Tyner, Jackson	6-5	235	QB	FR-HS	Edgewood, Texas/Edgewood
4	Parks, Dennis	6-2	200	WR	SR-3L	Converse, Texas/Judson	21	Uretsky, Nick	6-0	225	LB	RS SO-1L	San Antonio, Texas/Alamo Heights
71	Patterson, Connor	6-4	290	OL	RS JR	Tomball, Texas/Tomball	23	Walter, Aston	5-8	190	RB	RS FR	Crosby, Texas/Crosby
80	Peterson, Grant	6-6	260	DE	RS SR-1L	Austin, Texas/Westwood	27	Walter, Austin	5-7	185	RB	RS FR	Crosby, Texas/Crosby
24	Phan, Jae	6-2	220	LB	RS FR	Missouri City, Texas/Ridge Point	50	Watkins, Chandler	6-0	215	LB	RS JR-2L	Southlake, Texas/Keller
76	Pierce, Sam	6-6	290	OL	RS FR	Cypress, Texas/St. Pius X	88	Wells, Robby	6-6	250	TE	JR-2L	Katy, Texas/Taylor
55	Poehlmann, John	6-6	295	OL	RS SR	Brenham, Texas/Brenham	13	White, Destri	6-0	205	SAF	SO-1L	Mesquite, Texas/Horn
8	Pollard, Darrion	5-8	180	WR	RS JR-2L	Gilmer, Texas/Gilmer	95	Wilkins, Roe	6-3	260	DT	FR-HS	Sour Lake, Texas/Hardin Jefferson
22	Pollard, Ryan	5-8	180	CB	TR SR-3L	Arlington, Texas/Air Force/Martin	45	Williams, Austin	6-0	225	LB	FR	Austin, Texas/Lake Travis
74	Ponder, Hunter	6-4	270	OL	RS FR	Mansfield, Texas/Mansfield	75	Williams, Caleb	6-3	290	OL	RS SR-3L	Thompsons, Texas/Terry
95	Price, Anthony	5-7	175	K	RS SO	Marietta, Ga./Walton	99	Winship, Ross	6-4	295	DT	RS SR-3L	The Woodlands, Texas/Klein
30	Rahman, Josh	6-0	210	DE	RS SO	Sugar Land, Texas/Ft. Bend Austin	44	Womac, Brian	6-3	235	DE	RS SO	Houston, Texas/Memorial
73	Reue, Andrew	6-5	295	OL	RS SR-3L	Austin, Texas/St. Michaels Acad.	40	Wright, Brady	6-3	240	DE	RS FR	Cypress, Texas/Cy Fair
47	Riney, Quinton	6-2	240	TE	FR-HS	Azle, Texas/Azel	5	Wright, Lance	6-3	205	WR	RSFR	Fairbanks, Alaska/North Pole
29	Robert, Houston	6-0	190	SAF	FR-HS	Baton Rouge, Louisiana/Parkview Baptist	9	Wright, Zach	6-1	205	WR	RS JR-1L	The Woodlands, Texas/College Park
27	Sanft, James	5-11	200	SAF	FR-HS	Honolulu, Hawai'i/Punahou							
94	Schantz, Graysen	6-3	240	DE	RS SO-1L	Hickory Creek, Texas/Lake Dallas							

NUMERICAL ROSTER

1	Darik Dillard	RB	13	Destri White	SAF	27	Austin Walter	RB	46	Nick Elder	LB
2	Jack Fox	K	14	J.T. Blasingame	CB	28	Cole Thomas	SAF	47	Quinton Riney	TE
2	James Mayden	WR	14	Jackson Tyner	QB	29	Houston Robert	SAF	48	Lawrence Cimino	CB
3	Jowan Davis	RB	15	J.T. Granato	QB	30	Josh Rahman	LB	49	D.J. Green	LB
3	James Farrimond	K/P	15	Jesse Hudak	WR	31	Martin Nwakamma	SAF	50	Chandler Watkins	LB
4	Alex Lyons	LB	17	J.T. Ibe	SAF	32	Christian Bertrand	CB	51	Peter Godber	OL
4	Dennis Parks	WR	17	Parker Smith	WR	32	Arthur Bradshaw	SAF	52	Spencer Stanley	OL
5	Kevin Tracy	QB	18	Brandon Hamilton	SAF	33	Emmanuel Esukpa	RB	53	Cole Elms	DL
5	Lance Wright	WR	18	Hayden Tobola	K	34	Joe Ballard	LB	54	Trey Martin	OL
6	Zach Espinosa	SAF	19	V.J. Banks	CB	35	Luke Turner	RB/TE	55	John Poehlmann	OL
6	Driphus Jackson	QB	20	Jorian Clark	CB	36	Paine Matiscik	DL	56	Cory Klingler	OL
7	Justin Bickham	CB	20	Ethan Marks	RB	37	Ford Corbett	SAF	57	Preston Gordon	DT
7	Taylor Knopf	K	21	Nick Uretsky	LB	38	Nashon Ellerbe	RB	58	Cody Hennessee	DT
8	Derek Brown	DE	22	Ryan Pollard	CB	38	J.D. Johnson	LB	59	Matt Morris	LB
8	Darrion Pollard	WR	23	Chris Barnes	TE	39	Clayton Malcomb	DS	60	Crockett Mokry	OL
9	Zach Wright	WR	23	Aston Walter	CB	40	Brady Wright	DE	64	Ty Carter	DS
10	Tyler Stehling	QB	24	Jae Phan	LB	41	Joshua Cummings	CB	66	Calvin Anderson	OL
10	J.P. Thompson	SAF	24	Samuel Stewart	RB	42	Emmanuel Ellerbee	LB	69	Brad Luvender	DT
11	Garrett Fuhrman	SAF	25	Tabari McGaskey	LB	43	Dan Carpenter	LB	70	Kenneth Thompson	OL
12	Temi Alaka	WR	26	Brandon Douglas	CB	44	Brian Womac	DE	71	Connor Patterson	OL
13	Nate German	QB	27	James Sanft	SAF	45	Austin Williams	LB	72	Castin Neumeyer	OL

NUMERICAL ROSTER

73	Andrew Reue	OL	97	Stuart Mouchantaf	DT
75	Caleb Williams	OL	98	Connor Johnson	DE
78	Brandon Dawkins	OL	99	Ross Winship	DT
79	Isaiah Edwards	OL			
80	Grant Peterson	DE			
81	Cameron Johnson	WR			
82	Cole Hunt	TE			
83	Matt Terrill	TE			
84	Trevor Long	WR			
85	Cameron Decell	WR			
86	Reid Mitchell	TE			
87	Connor Cella	TE			
88	Robby Wells	TE			
89	T.J. Gotelli	WR			
91	Carl Thompson	DT			
92	Collin Johnson	DE			
93	Parker Hanusa	DE			
94	Graysen Schantz	DE			
95	Roe Wilkins	DT			
95	Anthony Price	K			
96	Zach Abercumbia	DT			

PRONUNCIATION GUIDE

No	Name	Pronunciation	No	Name	Pronunciation
96	Zach Abercumbia	Aber-crumb-bee-uh	7	Taylor Knopf	Kuh-noff
85	Temi Alaka	Teh-me Ah-LAH-ka	36	Paine Maticcik	Mat-is-sick
14	J.T. Blasingame	Blazz-in-game	60	Crocket Mokry	Moe-cree
87	Connor Cella	Sell-uh	97	Stuart Mouchantaf	M-SHAN-tof
20	Jorian Clark	Jorr-ian	31	Martin Nwakamma	Wa-kah-ma
3	Jowan Davis	Joe-on	55	John Poehlmann	Pell-man
85	Cameron Decell	Deh-SELL	29	Houston Robert	Roe-bear
38	Nashon Ellerbe	El-er-bee	73	Andrew Reue	Roy-ah
33	Emmanuel Esukpa	Uh-soup-ah	27	James Sanft	San-fit
32	James Farrimond	Fair-ih-mond	14	Tyler Stehling	Stell-ing
93	Parker Hanusa	Hah-new-sa	21	Nick Uretsky	You-rett-ski
17	J.T. Ibe	Ee-bay			
6	Driphus Jackson	Dry-fuss			



ZACH AMBERCRUMBIA 96

**DL, 6-2, 280, FRESHMAN
DALLAS, TEXAS
SKYLINE HS**

Skyline High School

All-District 9-6A, All-Area and second-team APSE All-State selection as a senior at Skyline High for coach Reggie Samples... Led Skyline to the 6A D1 semifinals... Team captain... Finished with 81 tackles, 22 of which were for loss (14 sacks), 1 forced fumble, 1 fumble recovery and 20 quarterback hurries... Ranked by Dave Campbell's Texas Football as the #6 defensive tackle in its postseason edition and at #87 in their final Texas 150... Member of Dave Campbell's Texas Football's Texas Top 300 and listed as one of the top 25 defensive tackles... Member of the National Honor Society... Who's Who in High School... Ranked in the top 15% of his graduating class.

Personal

Full name: Zachary Lamont Ambercumbia... Born: June 30, 1997 at Dallas, Texas. ... Parents: Billy and Sherry Abercumbia (two brothers, two sisters)... Sister, Sherena, played basketball at Lon Morris and Hampton... Rice College: Sid Richardson.



TEMI ALAKA 85

**WR, 6-2, 200, SOPHOMORE
HOUSTON, TEXAS
CY FALLS HS**

Rice

Looks to build on first playing experience.

2014

Played in nine games as a redshirt freshman... Caught a pair of passes at Texas A&M for 12 yards.... Grabbed a 31-yarder vs. Old Dominion for his long pass of the year... Caught four passes for 134 yards and a pair of touchdowns in the Blue-Gray game to wrap up a productive spring... Caught a 34-yard TD from Guy Billups and a 57-yard bomb from Nate German.

2013

Redshirted.

Cy Falls High School

All-District 15-5A selection at wide receiver for the Eagles under coach Kirk Eaton... Team finished 9-2, including a win in the opening round of the state playoffs... Caught 43 passes for 833 yards and 12 touchdowns as a senior... His 12 touchdown catches led the district... Named to the *Houston Chronicle's* Top 100... Two-year starter at wide receiver... Also ran track as the Eagles were District 17-5A Champions... Earned Academic all-state honors... Works as a volunteer at his church.

Personal

Full name: Temiloluwa Alaka... Born: Sept. 28, 1994 at Brooklyn, N.Y. ... Parents: Femi and Ethel Alaka (two sisters, one brother)... Younger brother, Otaro, is a starting linebacker at Texas A&M... Rice major: Undeclared (social sciences division)...Rice College: Sid Richardson.

Temi Alaka's Career Stats

RECEIVING	REC	YARDS	YDS/REC	LONG	TD
2014	4	56	14.0	31	0

Single Game Highs

Receptions: 2 @Texas A&M (S13, 2014)

Receiving Yards: 31 vs. ODU (S 20, 2014)



**CALVIN
ANDERSON** **66**
OL, 6-5, 260, FRESHMAN
AUSTIN, TEXAS
WESTLAKE HS

Rice

2014 redshirt who heads into fall camp at the top of the depth chart at left tackle.

Westlake High School

All-Centex selection as a senior at Austin Westlake for coach Darren Allman after earning All-District 17-4A as a junior at Georgetown for coach Jason Dean as the Eagles reached the finals of the 4A D-I state title game against Denton Guyer... Area qualifier in the discus as a junior and finished fourth... Member of National Society of High School Scholars and the National Honor Society... Boys State delegate.

Personal

Full name: Calvin Lee Anderson... Born: March 25, 1996 at Philadelphia, Pa. ... Parents: DeVry and Keika Anderson (two sisters)... Father, DeVry, played football at Army... Grandfather played professional tennis... Rice College: Brown.



**JOE
BALLARD** **34**
LB, 6-0, 215, SOPHOMORE
MANHATTAN, KAN.
MANHATTAN HS

Rice

Walk-on and 2014 letterman who looks to build upon experience gained in initial playing time.

2014

Tied for fifth on the team with three special teams tackles, all of them on kickoff coverage... Saw action in all 13 games... Picked up first career tackle at Marshall and added stops on kickoffs vs. UTEP and at Marshall.

2013

Redshirted... Earned one Scout Team Player of Week honor.

Manhattan High School

Defensive MVP of the Centennial Conference as a senior... Also lettered four times in golf and led his team to the Kansas state tournament as a senior.

Personal

Born: Feb. 28, 1994... Parents: Steve and Becky Ballard... (two sisters).. Grandfather (Ross Ballard) played basketball at Kansas State... Rice College: Baker... Mechanical Engineering major.

Joe Ballard's Career Stats

DEFENSE	UT	AT	TOT	SACK	TFL	FF	FR	PD	INT
2014	3	0	3	-	-	-	-	-	-

Single Game Highs

Tackles: 1 three times



V.J. BANKS

19

CB, 6-1, 185, SOPHOMORE

BRYAN, TEXAS

BRYAN HS

Rice

Heads into second year on campus as one of the starters at cornerback.

2014

Shook off an injury in fall camp to move into the cornerback rotation as a true freshman... Played in the last 10 games and was credited with three tackles, a pair of pass breakups and one interception... Also returned a pair of kickoffs for 33 yards... Made his debut at Southern Miss and then picked off his first career pass the following week vs. Hawai'i... Credited with two tackles at FIU... Broke up passes at Army and Marshall.

Travis Bryan High School

First team All-District 14-5A as a senior for coach Ross Rogers and also named district return specialist MVP... Second-team

All Brazos Valley... Finished senior year with 50 tackles (two for loss), broke up six passes and intercepted another... Hauled in five career interceptions on defense while catching 45 passes for 731 yards and five scores on offense... All-district selection in basketball and regional qualifier in high jump... Academic All-State in basketball as a freshman and in football as a senior.

Personal

Full name: Vernon James Banks... Born: May 2, 1995 in Baton Rouge, La. ... Parents: Vernon and Mary Banks (one sister)... Rice College: Jones

V.J. Blanks' Career Stats

DEFENSE	UT	AT	TOT	SK/Y	TFL/Y	FF	FR	PBU	INT/Y
2014	3	0	3	-	-	-	-	2	1/28

KICK RETURNS	NO	YDS	AVG	TD	LG
2014	2	33	16.5	0	19

Single Game Highs

Tackles - 2 @FIU (N 1, 2014)

Solo tackles - 2 @FIU (N 1, 2014)

Kickoff Return (long) - 19 @Louisiana Tech (N 29, 2014)



CHRISTIAN BERTRAND

32

CB, 5-11, 190, FRESHMAN
MISSOURI CITY, TEXAS
HIGHTOWER HS

Hightower High School

Missed most of his senior season because of an injury... A member of the Houston Chronicle's Houston Top 100 and the Vype Magazine preseason Top 100 for coach Padriac McGinnis for the Hurricanes... Also earned two letters in track... Four-time Academic All-District selection... Carries a 3.6 GPA.

Personal

Full name: Christian Bertrand... Born: August 27, 1997 at Beaumont ... Parents: Christopher Bertrand and Ivonne Lander (one sister)... Rice College: Martel



JUSTIN BICKHAM

7

CB, 6-1, 190, FRESHMAN
PFLUGERVILLE, TEXAS
PFLUGERVILLE HS

Pflugerville High School

First team All-District 13-6A as a junior as a cornerback and as a kick returner after earning all-district honors as a safety in his junior year for coach George Herrmann... Three-year letterman and two-year starter... Credited with 29 tackles and had one interception as a senior... National Honor Society member with a 3.70 GPA... Also a member of PALS.

Personal

Full name: Justin Gerard Bickham. Born: May 9, 1997 at Austin, Texas. ... Parents: Willie "Gerard" and Ivone (one sister)... Father played football at Southwest Texas (now Texas State) and led the Bobcats in KO returns in 1987... Nephew of former NBA player Travis Mays (King and Hawks).... Rice College: Baker



J.T. BLASINGAME

14

CB, 5-9, 175, JUNIOR
ATLANTA, GA.
MAYS HS

Rice

Talented corner candidate who looks to take on a larger role after redshirting in 2013.

2014

Preseason All C-USA fourth team by Phil Steele... Picked off his first career pass in the Hawai'i Bowl in addition to setting a career high with four unassisted tackles and matching his career-high in tackles (5)... Returned to action as the starter at the Dime corner over the later half of the season after missing the start of the year with an injury.. Posted his first five-tackle game vs. UTEP.

2013

Redshirted but was twice named Scout Team Player of the Week.

2012

One of eight true freshmen to play for the Owls... Saw action in 12 of 13 games... Early action was primarily on special teams, but stepped into the cornerback rotation when injuries created playing opportunities and also chipped in on kickoff returns late in the year... Had a pair of tackles at corner and added a third on punt coverage... Picked up both his tackles at corner vs. SMU... In addition to a punt coverage tackle at Memphis, recovered a Tulane fumble on a kickoff return to set up a Rice touchdown... Gave the Owls an early spark vs. Southern Miss with a 40-yard return on opening kickoff and then answered a Golden Eagle field goal with a 46-yard return to give Rice a short field that resulted in a touchdown... Named a finalist in the Southern Region for a National High School Scholar Athlete Award from the National Football Foundation... Teammate Alex Lyons was the region's winner.

Mays High School

Two-time, All-Metro and All-Region 6 AAAA selection for coach Dominic Calloway at Benjamin E. Mays High School in Atlanta... Three-year starter for the Raiders... Credited with 174 tackles, eight interceptions and 35 pass breakups in his career... Team captain as a senior... Named to the Atlanta Journal Constitution "Georgia's Top 125"... Elected "Mr. Mays" as part of Homecom-

ing as a senior... Play it Smart Student-Athlete of the Month for September, 2011... Ran track and led his 4x100 relay to a 4th place finish at the state championship ... Member of 1500+ SAT Club at Mays... Also active in his community... Helped organize and ship textbooks for children in Africa; distributed items to the homeless at Christmas; donated supplies to after-school programs; volunteered at soup kitchens; conducted arts and crafts activities with the Atlanta Union Mission; and donated and wrapped gifts for children in transitional housing... Named a finalist in the South region for the National Football Foundation High School Scholar-Athlete Award, along with fellow Owl Alex Lyons.

Personal

Full Name: John Thomas Blasingame IV ... Born: July 27, 1993 at Atlanta, Ga. ... Parents: Dr. John Thomas and Katrina Blasingame (one brother; two sisters)... Rice college: Brown... Rice major: Kinesiology.

J.T. Blasingame's Career Stats

DEFENSE	UT	AT	TOT	SK/Y	TFL/Y	FF	FR	PD	INT/Y
2012	3	0	3	-	-	-	1	-	-
2013	Redshirt								
2013	10	6	16	-	-	-	-	2	1/0
TOTAL	13	6	19	-	1	-	1	2	1/0
KICK RETURNS			NO	YDS	AVG	TD		LG	
2012			4	99	24.8	0		46	

Single Game Highs

Tackles -5 Twice-last vs. Fresno State (D 24, 2014)
Solo tackles - 4 vs. Fresno State (D 24, 2014)
Pass Breakups - 2 vs. UTEP (N 21, 2014)
Kickoff Return (long) - 46 yards vs. Southern Miss (O 27, 2012)



ARTHUR BRADSHAW

32

**SAF, 5-11, 225, FRESHMAN
HOUSTON, TEXAS
WORTHING HS**

Rice

2014 redshirt who looks to move into a playing role this year.

Worthing High School

Led the Colts to a 7-3 season (7-0 in District play)... Four-year varsity starter... All-District 23-3A honoree three years... Runner-up for District Defensive Player of the Year... Recognized as Fox 26's Player of the Week and Year... Also lettered in basketball for the Colts.

Personal

Full name: Arthur Lee Thadas Bradshaw... Born: September 25, 1995 at Houston... Parents: Arthur and Andrea (three sisters, one half-brother, one half-sister)... Rice College: McMurtry



DEREK BROWN

8

**DE, 6-3, 225, JUNIOR
BAY CITY, TEXAS
BAY CITY**

Rice

Returns to action after sitting out 2014.

2013

Receiver also chipped in as a rush end on throwing downs... Credited with a career-best two solo tackles at UAB... Showcased versatility at New Mexico State, returning a short kickoff for 11 yards and pressuring QB off the edge... Recorded his first career catch at Texas A&M, good for five yards... Blocked a Kansas punt.

2012

One of eight true freshmen to play for the Owls... Opened the year at wide receiver and special teams, then added defensive end duties due to injuries... Credited with a pair of assists vs. Houston while at DE... Credited with tackle for loss (9 yards) vs.

Southern Miss on a fumbled punt snap.

Bay City High School

District 23-4A Utility Player of the Year... Completed 101-of-197 passes for 1,500 yards and 11 scores, rushed for nearly 700 more and seven TD and caught 12 passes for 302 yards and a pair of scores... Top game as a senior was a 40-37 win over Brazosport as he totaled over 500 yards: 364 yards passing with four TDs, and scored game-winner with a one-yard run... Finalist for the Marine Corps Elite Warrior of the Year and won the Houston region honor... Earned four letters in basketball, track and swimming... Graduated in top 10 percent of his class.

Personal

Full Name: Derek Ray Brown... Born: Jan. 19, 1994 at Galveston... Mother: Kimberly Brown (two brothers)... Psychology major Rice College: Baker.

Derek Brown's Career Stats

DEFENSE	UT	AT	TOT	SACK	TFL	FF	FR	PD	INT
2012	4	3	7	-	1-9	-	-	-	-
2013	5	1	6	-	-	-	-	-	-
TOTAL	9	4	13	-	1-9	-	-	-	-



**Ty
CARTER**

64

**DS, 6-2, 255, SOPHOMORE
HOUSTON, TEXAS
MAYDE CREEK HS**

Rice

Heads into fall camp as the top choice to take over the long snapping chores for the Owls.

2014

Reserve.

2013

Redshirted and earned one Scout Team Player of Week honor.

Mayde Creek High School

Two-time Mayde Creek Special Teams Player of the Year as a deep snapper and selected as school's offensive linemen of the year as a senior for coach Lance Carter, who is also his father, at Mayde Creek... Also earned second team all-district as a senior on the offensive line in 19-5A... Three Time Academic all-

district selection... District runner up and Regional Qualifier in the Shot Put in Track... Was selected as a representative to the 2012 Boys State... Was selected as a finalist for the Touchdown Club of Houston Spring Scholar Athlete of the Year for Track... Team Captain as a Senior.

Personal

Full name: William Tyler Carter... Born: June 20, 1995 at Corpus Christi... Parents: Lance Carter and Gina Childers (two brothers, one sister)... Father, Lance, played offensive line at Blinn College and East Texas State (1985-89) and is the head coach at Mayde Creek High School... Rice major: Sport Management ... Rice College: Martel.



**CONNOR
CELLA**

87

**TE, 6-3, 240, JUNIOR
KATY, TEXAS
TAYLOR HS**

Rice

Heads into junior season looking to rebound from injury-shortened 2014 campaign.

2014

Missed the opening weeks of the season after suffering an injury in the Owls' final scrimmage of training camp but returned to action vs. ODU in a reserve role... Made his first start vs. USM and caught his second career TD pass... Suffered an injury on the Owls' first series at Army and missed the remainder of the season... Credited with an eight-yard rush on a throw from Tyler Stehling vs. ODU that was ruled a lateral.

2013

Found the end zone for the first time in his career in the C-USA Championship game, catching an 8-yard jump pass from Luke

Turner... Grabbed a pair of passes at UAB, the second coming on 1st down in overtime... Caught four passes for 52 yards in his first collegiate action at Texas A&M... Started the game and caught a 26-yarder from Taylor McHargue on the Owls' first play of the year.

2012

Redshirted.

Katy Taylor High School

All District 19-5A selection at defensive end for coach Flint Risien at Taylor HS... Also saw action at tight end and was tabbed by Dave Campbell's Texas Football as the 6th best tight end recruit in their 2011 postseason edition... Three-year starter in both football and basketball at Katy Taylor and earned all district honors as well in basketball. Named Katy Taylor's Male Athlete of the Year as a senior ... All-Academic first team.

Personal

Full Name: Connor Matthew Cella... Born: Oct. 8, 1993 at Lafayette, La. ... Parents: Gene and Lea Cella... Rice College: Duncan... Rice major: Sport Management.

Connor Cella's Career Stats

RECEIVING	NO	YDS	AVG	LGT	TD
2013	13	130	10.0	26	1
2014	1	5	5.0	5	1
TOTAL	14	135	9.6	26	2

Single Game Highs

Receptions: 4 at Texas A&M (A 31, 2013)

Receiving Yards: 52 at Texas A&M (A 31, 2013)



LAWRENCE CIMINO

48

CB, 5-10, 170, FRESHMAN

PLANO, TEXAS

WEST HS

Rice

2014 walkon who looks to earn playing time after a redshirt year.

Plano West High School

Won the National Army Reserves Scholar Athlete Award... Selected as a member of the First Team Academic All-State team... Led the Wolves to a 6-4 record in his senior season... Also competed in long jump for the track and field squad.

Personal

Full name: Peter Lawrence Cimino... Born: August 9, 1995 at Dallas... Son of Diana McMorris (one sister)... Served as a youth track and field volunteer coach... Rice College: McMurtry



**JORIAN
CLARK**

20

**SAF, 5-10, 185, FRESHMAN
MESQUITE, TEXAS
HORN HS**

Rice

2014 redshirt

Dr. John Horn High School

First team All-District 12-5A as a junior safety, for coach Mike Overton and the Bi-District champs as a corner... One of two Jaguars to sign with the Owls (Destri White)... Ranked by *Dave Campbell's Texas Football* as the No. 10 corner and a member of its Texas Top 300... Three-year letterman... Finished with 85 tackles, 8 pass breakups and two interceptions... Also ran track and played soccer... Graduated with a 4.0 GPA... First team Academic All-State... A member of the NHS and Student Council.

Personal

Full name: Jorian Taylor McMillion Clark... Born: Jan. 9, 1996 at Dallas... Parents: Wendell and Renee Clark... Rice College: Jones



**FORD
CORBETT**

37

**SAF, 5-9, 190, FRESHMAN
FT. WORTH, TEXAS
ALL SAINTS EPISCOPAL HS**

Rice

2014 redshirt

All Saints Episcopal High School

Three-year letterman and two-year starter at All Saints Episcopal for coach Aaron Beck as the Saints were unbeaten in his last two years and sent 12 of 14 seniors in his class on to play college football.

Personal

Full name: Bradford Gary Corbett III... Born: October 7, 1995 at Fort Worth.. Parents: Brad and Jennifer Corbett... (one brother).



**JOSHUA
CUMMINGS**

41

**CB, 5-9 1/2, 175, FRESHMAN
MURPHY, TEXAS
DALLAS JESUIT HS**

Dallas Jesuit High School

All-District 9-6A as senior for coach Brandon Hickman at Dallas Jesuit Prep... Two-year starter for the Rangers... Father, Billy, played football at Texas Tech... National Achievement participant... Rotary Youth Leadership Award winner... American African Outreach Society... High Ground Mission trips... Serves as a youth usher at his church.

Personal

Full name: Joshua Cummings. Born: April 7, 1997 at Dallas.. Parents: Billy Cummings and Dr. Tena Patterson (one brother)... Father played football at Texas Tech... Rice College: Will Rice



JOWAN DAVIS

RB, 5-7, 200, JUNIOR
SEALY, TEXAS
SEALY HS

3

Rice

Heads into junior campaign looking to build on outstanding sophomore year productivity.

2014

Preseason All C-USA 3rd team by Phil Steele... Led the Owls in rushing with 956 yards while starting 12 of 13 games... First sophomore to lead Owls in rushing since Thomas Lott in 2003... Finished with 245 carries, the fourth-highest total in school history... Topped 100 yards three times in 2014, including a career-best 150 vs. Old Dominion... All of his 100-yard rushing days have come against C-USA foes... (2013 at UAB; 2014 vs. ODU at USM and vs. UTSA)... Had a career-long rush of 54 vs. UTSA on his way to his third 100-yard game of the year. ... Ranked eighth in C-USA in rushing with 75.8 yards per game... Combined with Darik Dillard to run for 1,608 yards on the ground... Carried the

ball a career-high 29 times for 131 yards and scored a pair of touchdowns for the first time in his career in the win over USM.

2013

Second on the team with 455 yards rushing, despite not joining the rotation until the fourth game of the season... Rushed for 263 yards in his last three games... Did not see action in the C-USA Championship game... Stepped in when Charles Ross was injured at UAB and rushed for 130 yards on 19 carries... Final carry was a 17-yard blast to take the ball to the one and set up Luke Turner's game-winner... Ran for 76 yards on 15 carries vs. LA Tech, part of a 415-yard night for the Owls... Scored his first career TD on a 10-yard run vs. UTEP... Led the Owls with 58 yards on 10 carries... Rushed for 39 yards in his first collegiate action vs. FAU.

Sealy High School

Power-packed running back who was a three-time All District 25-3A selection in his career for coach Jimmie Mitchell at Sealy... Rushed for over 4,000 yards in his career, including over 1,200 as a senior... Four-year letterman who saw his team's drive for a fourth consecutive district title ended by El Campo, which was led by a pair of fellow Owl teammates (Cole Hunt and Trey Martin)... Also ran track... Member of the Academic

Excellence program.

Personal

Full name: Jowan Quinton Davis... Born: June 27, 1994 at Eagle Lake... Parents: Eric and Tanya Davis (three brothers, three sisters)... Cousin, Emmanuel Sanders, plays wide receiver for the Denver Broncos... Rice major: Undeclared (humanities division)... Rice College: Hanszen.

Jowan Davis' Career Stats

Single Game Highs

Rushing Attempts: 29 @ Southern Miss (S 27,,2014)
Rushing Yards: 150 vs. ODU (S 20,2014)
Receptions: 4 @Texas A&M (S13, 2014)
Receiving Yards: 41 @Texas A&M (S13, 2014)

RUSHING	ATT	YARDS	YDS/ATT	LONG	TD
2013	95	476	5.0	22	3
2014	245	956	3.9	54	6
TOTAL	340	1,352	4.0	54	9

RECEIVING	NO	YDS	AVG	LG	TD
2013	-	-	-	-	-
2014	13	108	8.3	38	0
TOTAL	13	108	8.3	38	0



BRANDON DAWKINS

78

OL, 6-7, 310, JUNIOR

DALLAS, TEXAS

PRESTONWOOD CHRISTIAN ACAD.

Rice

Looks to move into a greater role as a junior.

2014

Played in six games as a reserve.

2013

Saw first playing time on special teams... Member of 2013 C-USA Commissioner's Honor Roll.

2012

Redshirted in his first year with the Owls.

Prestonwood Christian Academy

Second-team TAPPS Division 1 All State and first team all district selection for coach Chris Cunningham at Prestonwood

Christian Academy... Led the Lions to the state semifinals as a senior after winning the title in his junior year... Served as team captain for the Blue team in the Tom Hillary DFW Classic in December... Multi-sport athlete in high school, swimming the 50-meter freestyle for the state champs and playing water polo on the state championship team... Played on Prestonwood's state championship basketball team and threw the shot and discus in track... Member of the National Honor Society... Participated in Future Problem Solvers... Served as the J&J Teen Liaison to Legislative Session "On The Hill" Summit in Washington, D.C. ... Served as a clerk for a pair of Dallas County Criminal Court judges.

Personal

Full Name: William Brandon Monroe Dawkins... Born: Oct. 3, 1993 at Chicago, Ill. ... Parents: Bill and Brenda Dawkins (one brother, two sisters)... One uncle, Bert Adams, originally signed to play football at Rice before he was drafted by the California Angels, then returned to play for the Owls after three minor league seasons... A second uncle, Charlie Adams, played football at SMU, and a cousin, Shannon Boatman, played football at Florida State... Rice major: Kinesiology with a Business minor... Rice College: Hanszen.



CAMERON DECELL

85

WR, 6-5, 210, JUNIOR

McKINNEY, TEXAS

BOYD HS

Rice

Originally recruited as a punter, earned his first letter after making the move to wide receiver.

2014

Saw action in 12 of 13 games and caught a pair of passes for 41 yards... Made his first career catch vs. Notre Dame... Picked up his second with a career-best 31-yard grab vs. North Texas.

2013

Reserve.

McKinney Boyd High School

All-District 10 5A selection as a punter and second team as a wide receiver as a junior for coach Don Drake at Boyd HS... Caused touchbacks on 65 percent of his kickoffs as a senior,

with 20 of his 55 kicks going out of the end zone... Averaged 37 yards and a 4.7 second hang time per punt with a long of 72 yards... Won Boyd's Academic Excellence Award for the 2010-11 school year and named King of Athletics in 2010.

Personal

Full Name: George Cameron Decell... Born: January 28, 1994 at Dallas... Parents: Marion Morrison and Damian Decell. (two sisters). Father was a two-time, all-conference soccer player at Christopher Newport University... Stepfather (Tony Morrison) was a wide receiver at Louisiana Monroe from 1976-79... Step-sister (Sarie Morrison) is a gymnast at LSU and earned second-team, All-America honors on the bars at the 2012 NCAA Championships... Two cousins also played football (Cash Cameron at TCU and Austin Bollenbach at Oklahoma State)... Rice major: Economics, Managerial Studies... Rice College: Hanszen.

Cameron Decell's Career Stats

RECEIVING	NO	YDS	AVG	LG	TD
2014	2	41	20.5	31	0
TOTAL	2	41	20.5	31	0



DARIK DILLARD

RB, 5-10, 205, JUNIOR
SAN ANTONIO, TEXAS
McARTHUR HS

1

Rice

Key member of the backfield rotation who played a major role in several crucial wins in 2013... Two -time member of the C-USA Commissioner's Honor Roll (2014 & 2015)

2014

Led the Owls in scoring with 72 points on 12 touchdowns (11 on the ground, 1 receiving). ... Joined his brother Jarett in leading the Owls in scoring... Jarett did it three consecutive years on his way to a school record 360 points (thanks to an NCAA record 60 TD receptions)... Has 16 career scores and the combined 76 TDs by the Dillard brothers moved them to within five of the best mark in NCAA history by Jacquizz and James Rodgers of Oregon State (81)... Also led the team with an average of 4.9 yards per carry... Topped 100 yards for the first time in his career, rushing for 141 yards on 23 carries vs. Hawai'i.

Scored a career-best three touchdowns on the ground vs. ODU. Tied for the team lead with a career-best three receptions vs. Notre Dame (30 yards).

2013

Fourth on team with 396 yards on the ground, and tied for third with three rushing touchdowns... Ran for 52 yards and a score in the C-USA title game... San Antonio native scored Rice's first touchdown in that city in Rice's 27-21 win... Delivered his second-straight winning touchdown with a 25-yard TD reception in overtime at Tulsa (first career catch)... Scored his first career touchdown to win the game vs. FAU... Ran for 41 yards on nine carries in his college debut at Texas A&M.

2012

Redshirted.

McArthur High School

Offensive MVP for coach Ben Cook at McArthur HS... Earned second team All-State honors and first team All-San Antonio honors as a junior and second team All-San Antonio as a senior... Led McArthur to the 5-A DII state quarterfinals as a junior... Rushed for 4,100 yards and added another 900 yards receiving in his career... Played basketball and led McArthur to

the regional finals as a junior... Academic All State as a senior... Wendy's High School Heisman regional finalist... Ranked third in a class of 557... Served as treasurer for both the National Honor Society and his senior class... Peer Assistant Leadership Program (PALS)... Tutored English to elementary students and to others through the English Second Language program... First place winner in the Teachers' Choice Night Gallery Art Show... First place in TSA State Architecture competition... Junior Financial Chairman of the National Society of Black Engineers... Set the world record for most high fives in an hour (2,215) to promote an anti-bullying campaign at McArthur High School.

Personal

Full Name: Darik David Dillard... Born: Nov. 11, 1993 at San Antonio... Parents: Porter and Robin Dillard (one brother, one sister)... Brother, Jarett, was a two-time, All-America wide receiver for the Owls who holds the NCAA career record for touchdown receptions (60) and most consecutive games with a touchdown reception in a season (13)... Sister, Tai, played basketball at Texas from 1999-2003 and for three seasons in the WNBA... She is now an assistant basketball coach at Houston... Rice College: Jones... Rice major: Mechanical Engineering.

Darik Dillard's Career Stats

RUSHING	ATT	YARDS	YDS/ATT	LONG	TD
2013	82	396	4.8	20	3
2014	134	652	4.9	36	11
TOTAL	216	1048	4.9	36	14

RECEIVING	REC	YARDS	YDS/REC	LONG	TD
2013	3	38	12.7	25	1
2014	17	163	9.6	58	1
TOTAL	20	201	10.1	58	2

Single Game Highs

Rushing Attempts: 23, vs. Hawai'i (O 4, 2014)
 Rushing Yards: 141 vs. Hawai'i (O 4, 2014)
 Receptions: 3, @Notre Dame (A 30, 2014)
 Receiving Yards: 30 @Notre Dame (A 30, 2014)
 Touchdowns: 3 vs. ODU (S 20, 2014)



**BRANDON
DOUGLAS**

26

**CB, 5-9 1/2, 175, FRESHMAN
HUTTO, TEXAS
HUTTO HS**

Hutto High School

First team All-District 17-5A as a senior wide receiver for coach Steve Van Meter, leading the Hippos to the state 5A Division II quarterfinals... Carries a 3.56 GPA... Also lettered in track and was a regional finalist in the 100 meters... Coached church league youth basketball.

Personal

Full name: Brandon Hamilton Douglas.. Born: Jan. 20, 1997 at Austin... Parents: Jeff Douglas and Melanie Dixon (one brother)... Rice College: Baker



**ISAIAH
EDWARDS**

79

**OT, 6-8, 380, FRESHMAN
KATY, TEXAS
CINCO RANCH HS**

Cinco Ranch High School

All-District 19-6A and All-City as a senior for coach Don Clayton at Cinco Ranch... A member of the Houston Chronicle's Houston Top 100 ... Four-year letterman and three-year starter for the Cougars... Credited with 129 pancake blocks as a senior and over 290 in his career... Also lettered in basketball, averaging seven points and seven rebounds per game... Participates in Young Life Christian Ministry

Personal

Full name: Isaiah Daniel Edwards... Born: April 6, 1996 at Alpharetta, Ala... Parents: Tracy and Gia Edwards (three brothers)... Rice College: Jones



**NICK
ELDER**

46

**LB, 6-0, 225, SENIOR
SAN ANTONIO, TEXAS
CENTRAL CATHOLIC HS**

Rice

Emerged from spring drills as the favorite to replace James Radcliffe as the starter at the Will LB position.

2014

Credited with a career best 40 tackles last year, highlighted by a career-best 10 tackles vs. Marshall... Led the team with seven special teams tackles in 2014 and has 14 in his career.

2013

Made his first career start at UAB... Led the team with seven tackles vs. LA Tech... Recovered a muffed punt at New Mexico State to set up an Owls' touchdown... Credited with a career-high eight tackles vs. Texas A&M and first career TFL vs. Kansas.

2012

Saw extensive action on special teams, picking up a pair of tackles on kickoff coverage... Picked up his first career tackles at Tulane and added his second in the season finale at UTEP... 2012 C-USA Commissioner's Honor Roll member.

2011

Redshirted.

Central Catholic High School

TAPPS Division I All-State and All-District selection as a senior for coach Calos Enrico, despite missing all but the last five games of the season because of an injury... Returned to action and recorded 67 tackles (43 solos and 24 assisted) in those five games... Named to the *San Antonio Express News* Sub 5A All Area second team (includes public and private schools)... Academic All State selection.

Personal

Nicholas Victor Elder... Born: Oct. 14, 1992 at San Antonio, Texas ... Parents: Dan and Chris Elder (two brothers)... Older brother (Michael) is a strong safety at Carleton College in Minnesota... Rice major: Economics and Sport Management... Rice College: Sid Richardson.

Nick Elder's Career Stats

DEFENSE	UT	AT	TOT	SACK	TFL	FF	FR	PD	INT/Y
2012	1	1	2	-	-	-	-	-	-
2013	16	16	32	-	1-2	-	1	1	-
2013	22	18	40	-	-	-	1	1	-
TOTAL	39	35	74	-	1-2	-	2	2	-

Single Game Highs

Tackles: 10 at Marshall (N 16, 2014)

Solo tackles: 4 vs. La Tech (N 16, 2013)

Tackles for Loss: 1 vs. Kansas (S 14, 2013)



NASHON ELLERBE

38

RB, 5-9, 195, FRESHMAN

FRISCO, TEXAS

TRINITY CHRISTIAN ACADEMY

Trinity Christian Academy

TAPPS Division 1 All-State and All-District for coach Steve Hayes at Trinity Christian Academy... Offensive MVP... Rushed for 2,046 yards with 27 rushing touchdowns and caught 55 passes for 781 yards as a senior... Ran for 4,912 yards and scored 76 rushing touchdowns on the ground in his career and added 1,871 yards and 15 touchdowns receiving... Ran track as a freshman and was named team MVP... National Honor Society member... National Art Honor Society... Academic All-State... Addison Rotary Club Student of the Month.

Personal

Full name: Nashon Thomas Ellerbe... Born: Jan. 5, 1997 at San Jose, Ca. Parents: Shon and Roshounda Ellebe (one sister).. Father played football at San Jose State University. Rice College: Wiess



EMMANUEL ELLERBEE

42

LB, 6-0, 225, FRESHMAN

HOUSTON, TEXAS

STRAKE JESUIT

Rice

Earned a letter as a true freshman in 2014 and looks to expand his role in 2015.

2013

Saw action in all 13 games and finished with 11 tackles... Credited with a season-best three stops vs. Hawai'i... Broke up passes in the last two games.

Strake Jesuit

Second team All-District 19-5A as a junior and senior for coach James Clancy, finishing his career with 236 tackles (164 solos), five sacks, 10 hurries, four forced fumbles, three recoveries, five pass breakups while also blocking a pair of field goal attempts... Team MVP as a senior... Member of *Dave Campbell's Texas Football's* Texas Top 300 and the *Houston Chronicle's* Hous-

ton Top 100... Honorable Mention Academic All-State... Served on the Student Council as a senior and a member of the Black Student Union all four years at Strake.

Personal

Full name: Emmanuel Aben Ellerbee... Born: Nov. 20, 1996 at Houston... Parents: Aben and Latanga Ellerbee... Father, Aben, played football at Grambling State University... Rice College: Baker.

Emmanuel Ellerbee's Career Stats

DEFENSE	UT	AT	TOT	SACK	TFL	FF	FR	PD	INT/Y
2014	7	4	11	-	-	-	-	2	-
TOTAL	7	4	11	-	-	-	-	2	-

Single Game Highs

Tackles: 3 vs. Hawai'i (O 4, 2014)
Solo tackles: 2, twice last @Army (O 11, 2014)



ZACH ESPINOSA

SAF, 6-2, 220, SENIOR
CEDAR PARK, TEXAS
CEDAR PARK HS

6

Rice

Senior member of the Owls defensive backfield who comes into 2015 having played in 39 games.

2014

Saw action in 12 games, finishing with four tackles.

2013

Saw action in all 14 games, finishing with five tackles.

2012

One of eight true freshmen to see action... Earned most of his playing time on special teams, picking up a pair of stops on kickoff returns... Also picked up one tackle and a forced fumble while at safety vs. Southern Miss.

Cedar Park High School

All-District 25-4A selection at safety as a junior and senior for coach Chris Ross at Cedar Park, while leading the Timberwolves to back-to-back appearances in the state quarterfinals... Credited with 59 tackles, five interceptions, two fumble recoveries, two forced fumbles and broke up 11 passes while earning All-Centex first team honors as a senior... A member of the Hill Country News "Dazzling Dozen"... Ran track and was part of Cedar Park's 4x100 relay that reached the regional finals... Academic All-State.

Personal

Full Name: Zachary R. Espinosa... Born: Aug. 20, 1993 at Concord, Calif. ... Parents: Art and Kelli Espinosa (one brother, one sister)... Brother (Dom) played center at Texas... Rice College: Sid Richardson... Rice major: Economics.

Zach Espinosa's Career Stats

DEFENSE	UT	AT	TOT	TFL	SACK	FF	FR	PBU	INT
2012	2	1	3	-	-	1	-	-	-
2013	4	1	5	-	-	-	-	-	-
2014	3	1	4	-	-	-	-	-	-
TOTAL	9	3	12	-	-	1	-	-	-



EMMANUEL ESUPKA

33

**RB, 5-11 1/2, 220, FRESHMAN
GRAND PRAIRIE, TEXAS
MANSFIELD HS**

Mansfield High School

First team All-District 8-6A as a senior at Mansfield for coach Jeff Hulme ... Ran for 743 yards on 125 attempts (5.9 per carry) and scored 10 touchdowns... Added a 61-yard TD on his lone pass reception... Two-year starter... Also participated in track... Member of state qualifying 4x200 relay as a sophomore.

Personal

Full name: Emmanuel Ukelabuchi Esupka... Born: Nov. 28, 1996 at Dallas... Parents: Stanley and Millicent Esupka (one brother, one sister)... Rice College: Sid Richardson



JAMES FARRIMOND

3

**K/P, 6-0, 220, SENIOR
SAN ANTONIO, TEXAS
CHURCHILL HS**

Rice

Former walk-on punter who took over the starting role in 2013 and enters his senior year primed for postseason honors... Starts season on both the Ray Guy and CFPA watch lists... Academic All-Conference USA selection in 2014 and on the Wuerffel Trophy Watch List in 2015 for his community work... Three-time member of C-USA Commissioner's Honor Roll.

2014

Ray Guy Award candidate in 2014 who handled kicking duties for six games as well... Had three punts of better than 50 yards vs. UTEP and had a career-high 13 punts of 50 yards or better in 2014... Made his debut as a kicker in the Southern Miss game, knocking through both attempts as well as all five PATs... Converted all 25 PAT attempts and 8-11 field goal attempts... Averaged 48.2 on five punts in the opener at Notre Dame,

including a career-best effort of 67 yards.

2013

Placed three of four punts vs. Marshall inside the 10 while averaging a season-best 49.2... Averaged 44.5 on a pair of late punts with Tulane trailing just 17-13 to hold off the Green Wave's final challenge... Last effort was downed at Tulane 3 with just 2:13 left... Walk-on who took over punting chores in the opener at Texas A&M, averaging 42.5 yards on four punts, with three touchbacks and a long of 51.

2013

Placed three of four punts vs. Marshall inside the 10 while averaging a season-best 49.2... Averaged 44.5 on a pair of late punts with Tulane trailing just 17-13 to hold off the Green Wave's final challenge... Last effort was downed at Tulane 3 with just 2:13 left... Walk-on who took over punting chores in the opener at Texas A&M, averaging 42.5 yards on four punts, with three touchbacks and a long of 51.

2012

Back-up to Chris Boswell who made his debut on special teams vs. Houston and attempted his first career PAT vs. Air Force.

2011

Redshirted in his first season while earning a spot on the C-USA Commissioner's Honor Roll.

Churchill High School

2011 graduate of Churchill High School... All-District 26-5A as a senior for coach Glenn Hill as a safety and punter for the Chargers... Earned second-team All-San Antonio honors... Had 65 tackles as a senior, five for loss, forced one fumble, recovered three others and had one interception... Returned his lone interception for an 87-yard touchdown to earn San Antonio "Play of the Week" accolades... Forced 29 touchbacks on kickoffs and averaged 40 yards per punt... Earned Academic All District and All State honors and graduated Summa Cum Laude... Served on the Churchill High Parliament, a member of the National Honor Society and the Spanish Honor Society... Elected senior class Vice President as a senior.

Personal

James Farrimond... Born: Dec. 9, 1992 at San Antonio... Son of Scott and Ann Farrimond (three sisters)... Cousin, Ashley Gross, played volleyball at Trinity from 2002-06... Economics and Sport Management major with a Business minor... Rice College: Sid Richardson.

James Farrimond's Career Stats

PUNTING	NO	YDS	AVG	LG	FC	TB	I20	50+	BLK
2013	71	2989	42.1	66	17	8	15	11	0
2014	68	2853	42.0	67	12	8	14	13	0
TOTAL	139	5842	42.0	67	29	16	29	24	0

FG	FG	PCT	1-19	20-29	30-39	40-49	50+	LG	BLK
2014	8-11	.727	0-0	5-5	2-2	1-4	0	40	0

PATS MADE-ATT

2014	25-25
------	-------

Single Game Highs

Most Punts: 9 vs. Florida Atlantic (S 28, 2013)

Long: 67 @Notre Dame (A 30, 2014)

Avg. Yards: 48.8 at North Texas (O 31, 2013)

Field Goals: 2 (three times) last vs. North Texas (O 25, 2014)

Long: 40 @FIU (N 1, 2014)

Most PATs: 5 (three times) last vs. North Texas (O 25, 2014)



**JACK
FOX**

2

K, 6-2, 200, FRESHMAN

ST. LOUIS, MISSOURI

LADUE HORTON WATKINS HS

Ladue Horton Watkins High School

All-State selection as a punter (first team) and place-kicker (second team) as a senior for coach Mike Tarpey... Averaged 45.9 yards on 47 punts, while converting 49/50 PATs and 17/23 field goals as a senior... Set a Missouri state record with his 17 field goals... Threw for 1,900 yards and 18 touchdowns and ran for three more as the Rams starting quarterback... Ranked by Kohls as the 13th best punter and 15th best kicker in the nation... Suburban Central Conference Player of the Year as a catcher in baseball as a junior, batting .489... AP Scholar.

Personal

Full name: John Edward Fox ... Born: Sept. 1, 1996 at Dallas... Parents: Pat and Beth Fox... Rice College: Brown



GARRETT FUHRMAN

SAF, 5-8, 190, SENIOR
LANSING, MICHIGAN
EASTERN HS

11

Rice

Veteran presence in the Owls defensive backfield again in 2015.

2014

Finished with 10 tackles while playing in 12 games as a junior... Credited with a career-high three unassisted tackles at Texas A&M... Made his first career start at Southern Miss and picked off his first career pass, returning it 25 yards.

2013

Credited with a career-best five tackles at Texas A&M and finished with 18 stops while playing in all 14 games... Credited with his first career TFL at UTSA.

2012

One of eight true freshmen to see action in 2012... Second among freshmen with six tackles (tied for second on team), including four on kickoff coverage and two while playing at safety... Originally ticketed for a redshirt but pressed into action vs. Houston in the fifth game... Credited with his first tackle vs. Southern Miss and then picked up two more at Tulane... Also forced a fumble on a kickoff return vs. Tulane to set up an Owls' touchdown... Credited with a pair of solo tackles vs. SMU.

Eastern High School

First Rice scholarship recruit from Michigan since WR Darrell Goolsby from Detroit in 1984... All-conference and all-area selection for coach Robert McBride... Credited with 95 tackles and one interception as a senior... Named to the Lansing State Journal Dream Team... Played golf and ran track... NHS member... Junior class president... Ranked in top 10 in his senior class.

Personal

Full Name: Garrett Fuhrman... Born: Nov. 30, 1993 at Lansing, Mich. ... Parents: Jeff and Mary Fuhrman (one sister)... Rice College: Lovett... Rice major: Economics.

Garrett Fuhrman's Career Stats

DEFENSE	UT	AT	TOT	TFL	SACK	FF	FR	PBU	INT
2012	5	1	6	-	-	1	-	-	-
2013	7	11	18	0.5-1	-	-	-	-	-
2014	9	1	10	-	-	-	-	-	1/25
TOTALS	21	13	34	0.5-1	-	1	-	-	1/25

Single Game Highs

Tackles: 5 at Texas A&M (A 31, 2013)

Solo Tackles: 3, @Texas A&M (S 13, 2014)



NATE GERMAN

13

QB, 6-2, 205, SOPHOMORE
CYPRESS, TEXAS
CY WOODS HS

Rice

Looks to build on first playing time in 2014.

2014

Saw action in three games and carried the ball once... Made his debut vs. Hawai'i.

2013

Redshirted.

Cy Woods High School

Multi-talented athlete who was a two-year starter at quarterback for coach Trent Faith and the Wildcats... Suffered a preseason injury that limited his playing time as a senior, throwing for 485 yards... Threw for nearly 3,000 yards and 28 touchdowns in his career and added another 13 touchdowns

on the ground... A member of the *Houston Chronicle* Hot 100 and *Dave Campbell's Texas Football's* top 30 quarterbacks heading into his senior year... Named to the the *Houston Chronicle's* Top 100... Participated in the Nike Elite 11 Quarterback camp and the US Army All American Combine... A standout in soccer, playing for the Houston Pumas select team which won back-to-back state select team titles (2008-09) while earning Offensive Player of the Year and the Leadership Award for three consecutive years... Also competed in track and basketball... Four-year member of the honor roll.

Personal

Full name: Nathaniel Rai German... Born: Sept. 9, 1994 at Houston... Parents: Oscar and Veronica German (one brother, one sister)... Rice major: Economics... Rice College: Hanszen.



PETER GODBER

51

OL, 6-3, 300, SOPHOMORE
TORONTO, ONT.
ST. ANDREW'S COLLEGE

Rice

Moved into the starting spot at right guard after a standout spring.

2014

Saw action in all 13 games as a redshirt freshman.

2013

Redshirted.

St. Andrew's College

Named a city and provincial all-star as a senior for coach Len Gurr at St. Andrew's College... A three-year starter for the Saints and was ranked as the No. 2 player in Canada as a senior... Led St. Andrews to the Canadian Independent School Athletic Association title at the Rogers Center in Toronto... Was selected

to play for the World Team in the 2012 IFAF International Bowl, which was held in Austin.

Personal

Full name: Peter Clark Godber... Born: July 17, 1994... Parents: Mike Godber and Elizabeth Werry (one brother, one sister)... Rice major: Sport Management... Rice College: Jones.



**PRESTON
GORDON**

57

**DT, 6-0, 280, FRESHMAN
McKINNEY, TEXAS
FRISCO HERITAGE HS**

Rice

Looks to move into playing rotation after a redshirt freshman year.

Frisco Heritage High School

First team All-District 9-4A as a senior and a second team selection as a junior for coach Che Hendrix... Finished his career with 209 tackles, including 17 sacks, 24 total tackles for loss and four forced fumbles while also rushing for two touchdowns... Lettered one season in basketball... Participated in the Boys 2 Men Leadership Program and also worked as a youth volunteer at his church.

Personal

Full name: Preston DeWayne Gordon... Born: Nov. 8, 1995 at Irving... Son of Veanneitta Gordon... Rice College: Martel



**D.J.
GREEN**

49

**LB, 6-2, 235, SOPHOMORE
MESQUITE, TEXAS
HORN HS**

Rice

Looks to build on experience gained while earning his first letter as a reserve in 2014.

2014

Played in all 13 games as a reserve and on special teams... Credited with three tackles, all on special teams... Credited with his first tackle at Notre Dame and added stops at Marshall and vs. UTEP.

2013

Redshirted while earning a pair of Scout Team Player of the Week honors.

Mesquite Horn High School

Co-Defensive MVP of District 12-5A as a senior for coach Rod-

ney Webb and the Jaguars... Led Horn to its most successful season to date, finishing with an 8-4 record and a Bi-District title... Honorable mention All-State pick... Two-year starter who set the career tackles record by averaging 10.3 tackles per game (228 total)... Named to the *Dave Campbell's Texas Football's* Top 20 Linebackers prior to his senior year... Ranked by ESPN as the nation's 39th best outside linebacker and the state's 59th best player... Second-team Academic all -state selection... Played in the school orchestra.

Personal

Full name: David Dwayne Green Jr. ... Born: July 12, 1995... Parents: David and Karen Green (one sister)... Rice major: Sport Management... Rice College: Jones.

D.J. Green's Career Stats

DEFENSE	UT	AT	TOT	SACK	TFL	FF	FR	PD	INT/Y
2014	1	2	3	-	-	-	-	-	-
TOTAL	1	2	3	-	-	-	-	-	-



**J.T.
GRANATO**

15

**QB, 6-3 1/2, 215, FRESHMAN
HOUSTON, TEXAS
KINKAID HS**

Kinkaid High School

Three-time All Southwest Preparatory Conference selection and the player of the year as a senior for coach Nathan Larned... Completed 62% of his passes as a senior and compiled a 115.1 quarterback rating... Threw for over 9,000 yards and 81 touchdowns in his three seasons with the Falcons... Led them to the SPC title as a junior... A member of the Houston Chronicle's Houston Top 100 ... Ranked by Dave Campbell's Texas Football as the #10 quarterback in its postseason edition ... Member of DCTF's Texas Top 300 and listed as one of the top 30 quarterbacks heading into his senior year... Also lettered in basketball and baseball... Plays the guitar and piano.

Personal

Full name: John Tyler Granato.. Born: March 18, 1997 at Houston... Parents: John and Wendy Granato (two sisters)... Rice College: Duncan.



BRANDON HAMILTON

18

SAF, 5-11, 210, JUNIOR
COPPERAS COVE, TEXAS
COPPERAS COVE HS

Rice

Explosive performer who made the switch to safety in the spring after two seasons as a running back.

2014

Led the Owls with 16 kick returns for 365 yards and added 92 yards on the ground as well one reception at Texas A&M (18 yards)... Made his debut as a kick returner by returning four for 130 yards at Southern Miss, including his career long return of 43 yards... Reached the end zone for the first time in his career, a two-yard run vs. Army for the first score of the day... Also picked up a pair of tackles on special teams coverage.

2013

Redshirted.

2012

One of eight true freshmen to play in 2012... Rushed for 106 yards on 34 carries and caught three passes for 18 yards... Top rushing effort was 53 yards on 11 carries vs. UTSA... Caught all three passes intended for him vs. Louisiana Tech.

Copperas Cove High School

All-District 12 5A selection as both a junior and senior for coach Jack Welch at Copperas Cove... Hamilton ran for 1,505 yards, averaged 7.6 per carry and scored 26 touchdowns as a senior to earn a place on the Texas Sportswriters All-State honorable mention list ... Earned honors as a junior fullback and as a running back as a senior.

Personal

Full Name: Brandon Hamilton... Born: Nov. 10, 1993 at Ft. Hood... Parents: Regginald Hamilton and Selina Hamilton and Mark Williams... Rice major: Religious Studies... Rice College: Sid Richardson.

Brandon Hamilton's Career Statistics

RUSHING	ATT	YARDS	YDS/ATT	LONG	TD
2012	34	106	3.1	13	0
2013	Redshirted				
2014	24	92	3.8	7	1
TOTAL	58	198	3.4	13	1

RECEIVING	NO	YARDS	YDS/ATT	LONG	TD
2012	3	18	6.0	9	0
2013	Redshirted				
2014	1	18	18.0	18	0
TOTAL	4	36	9.0	18	0

KICK RETURNS	NO	YDS	AVG	TD	LG
2012	4	99	24.8	0	46
2013	Redshirted				
2014	16	365	22.8	0	43
TOTAL	20	464	23.2	0	46

Single Game Highs

Rushing Yards: 53 vs. UTSA (O 13, 2012)
Rushing Attempts: 11 vs. UTSA (O 13, 2012)
Receiving Yards: 18 (Twice) last @Texas A&M (S 13, 2014)
Receptions: 3 at Louisiana Tech (S 15, 2012)



PARKER HANUSA

93

DE, 6-4, 240, FRESHMAN
AUSTIN, TEXAS
WESTWOOD HS

Rice

2013 signee joined the team in the spring of 2014 redshirted after an injury.

Westwood High School

Defensive MVP of District 16-5A after a standout senior season for coach Anthony Wood... Led the Warriors to a 10-3 record... Credited with 18 sacks as a senior and named the team's Defensive MVP... Named All-CenTex first team and honorable mention All-State... Second-team Academic All-State selection... Also plays basketball... A member of the German Club.

Personal

Full name: Parker Jeffrey Hanusa... Born: April 23, 1995 at Houston ... Parents: Paul and Mary Ellen Hanusa (one sister, one brother)... Rice major: Undeclared... Rice College: Lovett.



CODY HENESSEE

58

DT, 6-2, 265, JUNIOR
DENTON, TEXAS
GUYER HS

Rice

Gritty junior who has battled through ailments to provide key production in his first two years.

2014

Saw action in nine games and recorded a career-high 1.5 tackles for loss

2013

Answered the call when injuries depleted the Owls defensive line and chipped in with solid play... Shared his first career sack vs. Marshall in the C-USA Championship game... Saw his first career action at New Mexico State and was credited with an assist on his first snap... Added two stops and his first hurry vs. UTEP.

2012

Redshirted.

Guyer High School

All-District 7-5A selection as a senior for coach John Walsh at Denton Guyer HS... Helped lead his team to the 5A DII title game as a junior and semifinals as a sophomore.

Personal

Full name: Cody James Hennessee... Born: Sept. 27, 1993 at Tulsa, Okla. ... Son of Don and Beth Hennessee (two brothers, one sister)... Rice major: Political Science... Rice College: Duncan.

Cody Hennessee's Career Statistics

DEFENSE	UT	AT	TOT	TFL	SACK	FF	FR	PD	QBH
2013	1	6	7	0.5-3	0.5-3	-	-	-	1
2014	5	3	8	1.5-4	-	-	-	-	-
TOTALS	12	12	24	2.0-1	0.5-3	-	-	-	-

Single Game Highs

Tackles: 2 vs. UTEP (O 26, 2013)



**JESSE
HUDAK**

15

**WR, 5-9, 170, FRESHMAN
PEARLAND, TEXAS
DAWSIN HS**

Rice

2014 walkon who looks to move into the rotation after a redshirt first season.

Dawson High School

Won one Varsity Letter... Academic MVP... Also competed in track... National Honor Society member.

Personal

Full name: Jesse Andrew Hudak... Born: March 20, 1996 at Derby, Conn. ... Parents: Thomas and Amy Hudak (three sisters)... Rice major: Undeclared... Rice College: Brown.



**COLE
HUNT**

82

**TE, 6-7, 250, SOPHOMORE
EL CAMPO, TEXAS
EL CAMPO HS**

Rice

Saw his first action as a redshirt freshman and then continued his momentum with a standout spring.

2014

Saw action in all 13 games and made five starts at tight end... Made his debut at Notre Dame and picked up his first two receptions the following week at Texas A&M, including a season long of 18 yards... Made his first career start vs. North Texas and started five of the last seven, including the win over Hawai'i Bowl.

2013

Redshirted.

El Campo High School

Named the AP's 3A Defensive Player of the Year for coach Bob Gillis while leading El Campo to the 3-A Division I State Championship game... Earned consensus All-State honors as well as earning a spot on Max Preps Medium School High School all-America Team... Joined teammate and fellow Rice signee Trey Martin to *Dave Campbell's Texas Football's* All Texas High School second team at the conclusion of the season... Named one of DCTF's Top 10 Tight Ends heading into his senior year... Also named All Greater Houston and Victoria-area MVP... One of two Owls selected to play in the Texas High School Coaches All Star Game... Member of the National Honor Society and a four-time Academic All District selection... Junior Ambassador of the Chamber of Commerce, FCA and Interact and was the Elks Student of the Month.

Personal

Full name: Cole Edward Hunt... Born: May 30, 1994 at Bay City... Parents: Tommy and Pamela Hunt (two brothers, one sister)... Brother, Joey Hunt, is an offensive lineman at TCU... Grandfather, Joe Rowe, played football at the University of Texas... Rice major: Sport Management... Rice College: Lovett.

Cole Hunt's Career Statistics

RECEIVING	ATT	YARDS	YDS/ATT	LONG	TD
2014	4	47	11.8	18	0

Single Game Highs

Receiving Yards: 29 @ Texas A&M (S 13, 2014)

Receptions: 2 @ Texas A&M (S 13, 2014)



**J.T.
IBE**

17

**SAF, 6-0, 195, FRESHMAN
MANSFIELD, TEXAS
MANSFIELD HS**

Rice

2014 redshirt who looks to move into the playing rotation.

Mansfield High School

First team All-District 7-5A as a senior, second team selection as a junior and co-district defensive sophomore of the year in 2011 for coach Jeff Hulme... One of two Tigers to sign with the Owls, joining offensive lineman Hunter Ponder... Ended his career with eight interceptions, including one returned for a touchdown... Forced four fumbles and recovered three others, returning one for a score... Standout triple jumper as well... Academic All-District honoree.

Personal

Full name: Jon-Timothy Chukwuka Ibe... Born: June 13, 1996 at Fort Worth... Parents: Ray and Franca Ibe (two brothers, three sisters)... Rice College: Duncan.



**DRIPHUS
JACKSON**

6

**QB, 6-0, 210, SE NIOR
CEDAR HILL, TEXAS
CEDAR HILL HS**

Rice

Talented dual-threat quarterback who solidified his place atop the depth chart during the spring.

2014

Preseason All C-USA 3rd team by Phil Steele... Vaulted into the upper reaches of the Rice record book in his first year as the starter at quarterback and capped it off by being named the Owls' MVP in the Hawai'i Bowl... Ranked third nationally with an average of 14.88 yards per completion in 2014, thanks in large part to seven completions of 50 yards or more, including a pair of over 80... Threw for 2,842 yards (fourth best) and 24 touchdowns (third best) while amassing 3,243 yards of total offense (fourth best)... Joined Chase Clement (2007 & 2008) and Tommy Kramer (1976) as the only Owls to top 3,000 yards of total offense in a season... Closed strongly, throwing for over

300 yards in each of the last two games in addition to throwing seven TD passes, capping that effort by setting a Rice bowl record by throwing for 318 yards and tying a second with three TD passes in the 30-3 win over Fresno State... Tied his school record with an 88-yard TD to Jordan Taylor on the first play of the game vs. North Texas and connected on an 81-yard scoring play with James Mayden vs. Hawai'i... Has three of the six longest TD completions in school history (also had an 88-yard TD to Sam McGuiffie vs. Houston in 2012)... Nominated for the AFCA Good Works Team for his many contributions in the community, including his mentorship of seven-year old cancer patient Fre'derick "Ziggy" Stoval-Redd as part of the team's involvement with Team IMPACT.

2013

Battled nagging injuries through the season... Returned to action in the C-USA title game... Scored his first rushing TD of season and first since Marshall in 2012 with 4-yard run at New Mexico State... Came on in relief of Taylor McHargue and led Owls to 10 points in the fourth quarter to beat Kansas 23-14... Gained 19 yards rushing and completed one pass for 10 yards... Ran for 55 and threw for 23 yards in action vs. Texas A&M.

2012

Backup to Taylor McHargue at quarterback as a redshirt freshman who contributed four touchdown passes and one on the ground in the regular season, then came off the bench to rally the Owls to a victory in the Armed Forces Bowl... Came in just before halftime after McHargue was injured and threw for 231 yards and a pair of touchdowns in the second half... Finished the day 15-21 for 264 yards and two scores and rushed for 32 more... Passing and total offense (296 yards) were the third best efforts in Rice bowl history... Played in 10 of 12 regular season games, making one start... Completed 56.5 percent of his passes (39-69) for 672 yards and six touchdowns overall... Came in late vs. Marshall in relief of McHargue and scored his first career touchdown to send the game to a second overtime... Made his first career start the following week vs. Houston... Threw for 272 yards and a pair of scores... Tossed his first career TD pass to Sam McGuffie in the third quarter, then the pair combined on an 88-yard scoring play in the fourth to enter the Rice record book for the longest scoring pass in school history... Also threw a pair of touchdown passes vs. Southern Miss.

2011

Redshirted.

Cedar Hill High School

MVP of District 5-5A for coach Joey McGuire... Earned a berth in the US Army All America All Star Game after being named the winner of "The Ride" an MTV reality television show that selected the top "under the radar" prep quarterback... Threw for over 2,900 yards and 30 TDs as a senior and added over 600 yards on the ground... Three-year starter for the Longhorns... A member of *Dave Campbell's Texas Football* Top 300 and tabbed as one of the top 25 quarterbacks... Honorable mention Academic All-State selection.

Personal

Driphus Jackson... Born: Sept. 6, 1992 at Dallas... Parents: Marlo and Timothy Jackson, Cedar Hill (two brothers, two sisters)... Rice major: Sport Management... Rice College: Wiess.

Driphus Jackson's Career Stats

PASSING	ATT	COMP	PCT	YDS	LONG	TD	INT
2012	69	39	.565	672	88	6	0
2013	16	5	.312	50	17	0	1
2014	331	191	.577	2,842	88	24	8
TOTAL	416	235	.565	3,564	88	30	9

RUSHING	ATT	YARDS	YDS/ATT	LONG	TD
2012	47	86	1.8	24	1
2013	27	156	5.8	27	1
2014	121	401	3.3	43	1
TOTAL	195	643	3.3	43	3

Single Game Highs

Pass Completions: 25 @ Louisiana Tech (N 29, 2014)
Pass Attempts: 40 @ Louisiana Tech (N 29, 2014)
Passing Yards: 337 @ Louisiana Tech (N 29, 2014)
Passing Touchdowns: 4 @ Louisiana Tech (N 29, 2014)
Rushing Attempts: 15 vs. UTSA (N 8, 2014)
Rushing Yards: 84 @ Texas A&M (S 13, 2014)
Rushing Touchdowns: 1, 3 times
Total Offense: 359 vs. Fresno State (D 24, 2014)
Total Plays: 47 @ Louisiana Tech (N 29, 2014)



**COLLIN
JOHNSON**

92

**DE, 6-4, 250, SOPHOMORE
HENDERSON, NEVADA
CORONADO HS**

Rice

Joined his twin brother in finding his first playing time in 2014.

2014

Made his debut against Fresno State in the Hawai'i Bowl.

2013

Redshirted.

Coronado High School

All-Southeast League second team selection at offensive tackle as Coronado advanced to the first round of the playoffs under first-year coach Brad Talich... Scholar Athlete in football and track... Co-President of CHS Habitat for Humanity chapter.

Personal

Full Name: Gregory Collin Johnson... Born: Sept. 12, 1994 at New York, N.Y. ... Parents: Greg and Carrie Johnson... (one brother, one sister)... Father ran track and cross country at Rice...

Uncle (Doug Johnson) started 6 games at QB for the Owls in 1982 and earned four letters... Rice major: Sport Management... Rice college: Martel.



**CONNOR
JOHNSON**

98

**DE, 6-4, 245, SOPHOMORE
HENDERSON, NEVADA
CORONADO HS**

Rice

Looks to build on first playing experience as a reshirt freshman in 2014.

2014

Found immediate productivity when injuries created an opportunity for playing time.... Credited with five tackles in eight games, including a pair of sacks... Made his debut at Texas A&M and was credited with his first tackle.... Credited with his first solo stop the following week vs. ODU on his first career sack... Credited with a season-high two tackles, including his second sack and forced fumble vs. Hawai'i.

2013

Redshirted.

Coronado High School

Started alongside his brother at offensive tackle as Coronado advanced to the playoffs under first-year coach Brad Talich...

Regional qualifier in shot put... Co-President of CHS Habitat for Humanity chapter... Delegate to Nevada Boy's State.

Personal

Full Name: William Connor Johnson... Born: Sept. 12, 1994 at New York, NY... Parents: Greg and Carrie Johnson... (one brother, one sister)... Father ran track and cross country at Rice... Uncle (Doug Johnson) started 6 games at QB for the Owls in 1982 and earned four letters... Rice major: Sport Management.. Member of Martel College.

Connor Johnson's Career Statistics

DEFENSE	UT	AT	TOT	TFL	SACK	FF	FR	PBU	QBH
2014	4	1	5	2.0-24	2.0-24	1	-	1	0

Single Game Highs

Tackles: 2 vs. Hawai'i (O 4, 2014)

Sacks: 1 (twice)



**J.D.
JOHNSON**

38

**LB, 6-1, 225, FRESHMAN
HOUSTON, TEXAS
KINKAID HS**

Rice

2014 Walk-on who looks to find his way on to the field this year.

Kinkaid High School

Two-time All-Southwest Preparatory Conference and 2013 All-Greater Houston Private School Defensive Player of the Year (Touchdown Club of Houston) at Kinkaid... Led Falcons to the SPC championship as a senior.... Credited with 162 tackles (14 TFL/6 sacks) as a senior...

Personal

Full Name: John David Smither Johnson.. Born: Dec. 8, 1995 at Houston. ... Parents: Todd and Paige Johnson... (four brothers).



CORY KLINGLER

56

OL, 6-4, 300, FRESHMAN
ALVIN, TEXAS
NEW CANEY HS

Rice

Looks for playing time after redshirt in 2014.

New Caney High School

First team All-District 19-4A as a senior at New Caney for coach Brady Pennington after earning 2nd team All-District 22-5A accolades as a junior at Manvel... Member of *Dave Campbell's Texas Football's* Texas Top 300 and listed as one of the top 25 offensive linemen and a preseason All-State selection... A member of the *Houston Chronicle's* Houston Top 100... Finalist for the Houston Touchdown Club preseason Player of the Year award... All Greater Houston... Father, Jimmy, is the Offensive Coordinator at Blinn JC and played quarterback at Houston as did his uncle, David.

Personal

Full name: Cory James Klingler... Born: May 16, 1996 at Houston... Parents: Jimmy and Tracey Klingler (two sisters)... Sister, Courtney, plays softball at Campbell University... Rice College: Hanszen



TAYLOR KNOPF

7

K, 6-0, 180, SOPHOMORE
BOERNE, TEXAS
BOERNE HS

Rice

Walk-on who is primed to contend for kicking duties in 2015... A member of the 2013 C-USA Honor Roll.

2013/2014

Redshirted.

Boerne High School

Two-time All-District 27-3A and All-City for coach Mike Dormady... Also earned three letters in soccer... Active in FCA and a member of the National Honor Society and Mu Alpha Theta.

Personal

Full name: Taylor Kris Knopf.. Born: July 8, 1994... Parent: Celeste Knopf (one sister)... Rice major: Sport Management... Rice College: McMurtry.



**TREVOR
LONG**

84

**WR, 6-5, 220, FRESHMAN
EAST BERNARD, TEXAS
EAST BERNARD HS**

Rice

Looks for playing time after redshirt in 2014.

East Bernard High School

Multi-talented performer for his father, Jerry Long, at East Bernard who missed his senior year because of an injury... A member of *Dave Campbell's Texas Football's* Texas Top 300 as an athlete... Second team All-State as a linebacker as a junior while also catching 19 passes for 380 yards and five touchdowns for the 2A Division I State Champions... Also a standout in track, running on the Brahmas' state champion 4x400 relay as a sophomore and junior and finishing third in the 300 meter hurdles as a sophomore... Earned all-district honors in basketball as a junior... A member of the National Honor Society and an Academic All-State selection as a senior.

Personal

Full name: Trevor Don Long... Born: Dec. 21, 1995... Parents: Jerry and Shelley Long (one brother)... Rice College: Jones.



**BRAD
LUVENDER**

69

**DT, 6-3, 260, SOPHOMORE
SUGAR LAND, TEXAS
GEORGE RANCH HS**

Rice

Looks to build on experience gained from initial playing time in 2014.

2014

2013 signee who joined the team in the spring of 2014... Played in seven games and was credited with a pair of tackles and recovered one fumble... Credited with his first tackle at Texas A&M and added a second vs. Hawai'i in addition to recovering a fumble.

George Ranch High School

All-District 23-4A as a senior for coach Ricky Tullos in the Longhorns' first season of varsity competition... Led team to a 5-5 finish... Three-year letterman in wrestling - district runner-up as a junior... Played club rugby with the Katy Barbarians and was

a member of the USA H.S. All-America team that competed in South Africa and Argentina last summer... NHS member.

Personal

Full name: Bradley Michael Keith Luvender... Born: April 8, 1995 in Houston ... Parents: Bob and Lisa Luvender (six brothers)... Rice major: Undeclared (Social Sciences division)... Rice College: Baker.

Brad Luvender's Career Statistics

DEFENSE	UT	AT	TOT	TFL	SACK	FF	FR	PBU	QBH
2014	0	2	2	-	-	-	1/0	-	-

Single Game Highs

Tackles: 1 (twice)



**ALEX
LYONS**

LB, 6-0, 225, JUNIOR

DESOTO, TEXAS

DESOTO HS

4

Rice

Preseason All C-USA choice by Phil Steele and on the Rotary Lombardi Award Watch list as he heads into his second year as a starter.

2014

Led the team with 71 tackles as a sophomore... Credited with a career-high 10 stops at Marshall... Closed out season by setting career-high with eight solo stops vs. Fresno State in the Hawai'i Bowl... Tied with Graysen Schantz for the lead among returning players with three sacks last year... Recovered a muffed punt vs. UTEP to set up the Owls final score... Credited with a career-best 10 tackles at Marshall... Had sacks in back-to-back games vs. Hawai'i and Army.

2013

Chipped in solid minutes at linebacker as a freshman... Made his first start at UTSA... Scored the Owls' second defensive touchdown in three games by returning a blocked field goal 62 yards and a TD vs. Houston... Also shared his first career TFL vs. Houston... Made his debut with 5 tackles at Texas A&M.

2012

Redshirted after having surgery during training camp... Was one of five winners of the 2012 NFF National High School Scholar-Athlete Award which was presented at the NFF Hall of Fame banquet in New York City.

DeSoto High School

All-District 11-5A selection as a senior for coach Claude Mathis... Finished his career with 430 career tackles, 35 TFL, five sacks, 14 pass breakups, nine forced fumbles, five fumbles recovered and three interceptions... Ranked 78th in ESPN's Texas 150... Third-team preseason Super State selection by *Dave Campbell's Texas Football* and also a member of their Hot 300... National Honor Society... Spanish National Honor Society... Class officer as a junior... Texas ACT Council Award winner.

Personal

Full Name: Alexander Rashad Lyons... Born: Feb. 20, 1994 at Dallas... Parents: Sharonda Lyons and Danny Lyons... Rice major: Sport Management... Rice College: McMurtry.

Alex Lyons' Career Stats

DEFENSE	UT	AT	TOT	TFL	SACK	QBH	FR	PBU	INT
2013	14	18	32	2-7	-	2	1	-	-
2014	44	27	71	5/26	3/22	-	2	1	3
TOTAL	58	45	103	7/33	3/22	2	3	1	3

Single Game Highs

Tackles: 10 @ Marshall (N 15, 2014)

Solo Tackles: 8 vs. Fresno State (D 24, 2014)

Tackles for loss: 2 (twice) last vs. Fresno State (D 24, 2014)

Defensive Touchdowns: 1 (62-yard blocked FG ret., S 21, 2013 vs. Houston)



CLAYTON MALCOMB

39

DS, 5-11, 215, FRESHMAN
TOMBALL, TEXAS
CONCORDIA LUTERAN HS

Rice

Walkon who redshirted in his first year with the Owls.

Concordia Lutheran High School

Won two varsity letters and was a two-year varsity starter for the Crusaders... Was an All-District Tight End in 2013... Recorded eight receptions for 119 yards and one touchdown in his senior season... Earned four letters in track and field as a two-time state finalist in the discus.

Personal

Full name: Clayton Douglas Malcomb... Born: Nov. 1, 1995 at Houston... Parents: Doug and Carol Malcomb (one sister)... Father, Doug, played football at Rice from 1981-82... Sister, Hannah, currently lifts for the Texas A&M powerlifting team... Rice College: Wiess



ETHAN MARKS

20

RB, 5-11, 200, FRESHMAN
LOUISVILLE, COLORADO
MONARCH HS

Rice

2014 Walk-on who looks to find his way on to the field this year.

Monarch High School

Denver Post 4A Player of the Year as a junior and two-time All-Colorado selection for coach Phil Bravo... Ran for 1,621 yards and scored 24 TDs as a senior and compiled 4,801 yards and 59 TDs in his career... Four-year letterman and three-year starter... A member of the National Honor Society and FBLA... Honorable mention Academic All-State.

Personal

Full name: Ethan Marks... Born: May 15, 1996 at Louisville, Colo... Parents: Josh Marks and Julie Tarnowski-Marks (one brother)... Rice College: Wiess



TREY MARTIN

54

OL, 6-2, 280, SOPHOMORE
EL CAMPO, TEXAS
EL CAMPO HS

Rice

Found his first playing time on defense to fill in after injuries depleted the defensive line... Spent the spring battling for the top spot at center.

2014

Played in 11 games at defensive tackle and finished with 19 tackles, which ranked sixth among linemen and third among interior players... Made his debut vs. ODU... Credited with first TFL at Army... Credited with season-high five tackles at Marshall.

2013 Redshirted.

El Campo High School

All-State selection while teaming with fellow Owl signee Cole Hunt to lead El Campo to the 3-A Division I State Champion-

ship game under coach Bob Gillis... Joined El Campo and Rice teammate Cole Hunt on *Dave Campbell's Texas Football's* All-Texas High School second team at the conclusion of the season... Earned All-District 25-3A honors on both offense and defense as well as Victoria Area Lineman of the Year and second-team All-Greater Houston... Credited with 81 pancake blocks and did not allow a sack as a senior... Credited with 64 tackles and five sacks on defense... Academic All-District selection.

Personal

Full name: Rocondric Martin... Born: Feb. 9, 1995 at Wharton... Parents: Rishiki Baylor and the late Rodderick Martin (one brother, one sister)... Rice major: Undeclared (natural sciences division)... Rice College: Lovett.

Trey Martin's Career Statistics

DEFENSE	UT	AT	TOT	TFL	SACK	FF	FR	PBU	QBH
2014	9	10	19	1/2	-	-	-	-	-

Single Game Highs

Tackles: 5 @ Marshall (N 15, 2014)
Unassisted Tackles: 2 (three times)
Assisted Tackles: 5 @ Marshall (N 15, 2014)



PAINE MATISCIK

36

DL, 5-8, 220, SOPHOMORE
McKINNEY, TEXAS
BOYD HS

Rice

Walk-on originally at linebacker who earned his first playing time as a pass rusher.

2014

Picked up his first career tackle in the Hawai'i Bowl vs. Fresno State.

2013

Redshirted and earned one Special Teams Player of the Week honor.

Boyd High School

All-District 10-5A as a junior and second team as a senior... All-Collin County as a senior, finishing with 102 tackles, six tackles for loss, two sacks, two caused fumbles and two fumble recoveries... Boyd closed out with five straight wins.

Personal

Born: Sept. 8, 1994 at Youngstown, Ohio... Parents: Marty and Audra Maticik... Rice major: Sport Management ... Rice College: Wiess.

Paine Maticik's Career Statistics

DEFENSE	UT	AT	TOT	TFL	SACK	FF	FR	PD	QBH
2014	1	0	1	-	-	-	-	-	-



JAMES MAYDEN

WR, 6-2, 190, SOPHOMORE

ROWLETT, TEXAS

SACHSE HS

2

Rice

Showed a flair for the dramatic by averaging nearly 33 yards on seven receptions as a true freshman.

2014

Set the tone for his season by combining with Tyler Stehling for a 53-yard TD at Notre Dame on his first career catch... Had an 81-yard catch and run connection with Driphus Jackson vs. Hawai'i and then combined with Jackson for a 69-yard scoring play at FIU... 81-yard combination tied for the sixth longest scoring pass in school history.

Sachse High School

All-District 11-5A pick as an athlete as a senior for coach Mark "Red" Behrens... Caught 23 passes for 341 yards and a pair of touchdowns and returned an interception for a third score

as a senior... Finished his career with 67 catches for 938 yards, rushed for 1,134 yards, returned five kicks for touchdowns and had 71 tackles and seven interceptions on defense... Member of the Spanish Honor Society and Third Coast Academic Team.

Personal

Full name: James Terrell Mayden Jr. ... Born: Sept. 18, 1995 at Norman, Okla. ... Parents: James Mayden and Katrina Salles (two brothers, one sister)... Father, James, played basketball at Oklahoma for two years and an uncle, Tyrone Washington, was drafted by the Houston Rockets and played professionally overseas for a number of years... Rice College: Sid Richardson.

James Mayden's Career Statistics

RECEIVING	ATT	YARDS	YDS/ATT	LONG	TD
2012	7	229	32.7	81	3

Single Game Highs

Receiving Yards: 81 vs. Hawai'i (O 4, 2014)

Receptions: 2 @Texas A&M (S 13, 2014)



TABARI McGASKEY

25

LB, 6-0, 225, JUNIOR
DALLAS, TEXAS
LINCOLN HS

Rice

Enjoyed a productive sophomore campaign in a variety of roles.

2014

Established career bests with 21 tackles and 19 solo stops... Made his first career start at Southern Miss and contributed career-best five tackles and his second career sack... Helped spark the Owls' second half rally against North Texas by recovering fumble on the second half kickoff... In addition to his work at linebacker, also saw action along the line as a rush end in passing situations.

2013

Made his debut in the season opener at Texas A&M... Credited with his first career tackle against UTSA... Picked up his first

career sack, for a loss of 12, the following week at New Mexico State and added a second tackle... Was injured later in the game and did not see any further action.

2012

Redshirted.

Lincoln High School

All-District 12-4A selection as a senior for coach James Agenti at Dallas Lincoln HS... Totaled 83 tackles—including five sacks, forced five fumbles, recovered three fumbles, intercepted one pass and scored a pair of defensive touchdowns as a senior... Academic All State... National Honor Society member... Quill and Scroll... Ranked eighth in his graduating class.

Personal

Full Name: Tabari McGaskey Turner... Born: July 23, 1994 at Fresno, Calif. ... Parents: Meco Robinson and Reginald Turner (one brother)... Rice major: Sport Management... Rice College: McMurtry.

Tabari McGaskey's Career Stats

DEFENSE	UT	AT	TOT	TFL	SACK	QBH	FR	PBU	INT
2013	1	2	3	1-12	1-12	-	-	-	-
2014	19	2	21	2.0-5	1.0-3	-	-	2	-
TOTALS	20	4	24	3.0-17	2.0-15	1	-	2	-

Single Game Highs

Tackles: 5 @ Southern Miss (S 27, 2014)

Unassisted Tackles: 4-Twice last vs. Hawai'i (O 4, 2014)

Sacks: 1-Twice last @ Southern Miss (S 27, 2014)



REID MITCHELL

86

TE, 6-2, 240, JUNIOR
PFLUGERVILLE, TEXAS
HENDRICKSON HS

Rice

Looks to find additional playing time in his junior season.

2014

Reserve

2013

Made his debut vs. UTEP and also saw action vs. Louisiana Tech.

2012

Redshirted.

Pflugerville Hendrickson High School

All District 16-4A selection as a senior and a three-year starter for coach Chip Killian at Pflugerville Hendrickson HS... Led team to back-to-back playoff appearances, including a bi-district title

as a senior... Tabbed by *Dave Campbell's Texas Football* as the seventh best tight end recruit in the 2011 postseason edition... Three-time academic all district selection... Academic All-State as a senior... National Honor Society... Worked as a teacher's assistant and student aide working with autistic students... Ranked in the top 10 percent of his graduating class.

Personal

Full Name: Oscar Reid Mitchell Jr. ... Born: June 25, 1994 at Austin... Parents: Oscar and Renae Mitchell... Rice major: Civil & Environmental Engineering... Rice College: Lovett.



CROCKETT MOKRY

60

OL, 6-3, 215, FRESHMAN
MCCOY, TEXAS
PLEASANTON HS

Pleasanton High School

All-District 15-4A D1 pick as a senior for coach Tab Dumont... Earned first-team 3A APSE All-State honors as a junior before Pleasanton moved up a classification... Lined up in the backfield occasionally, scoring a touchdown and rushing for 45 yards... Three year starter... District champ in discus... On the A-B Honor Roll for three years.

Personal

Full Name: Crockett Wylier Mokry... Born: Dec. 23, 1996 at Lubbock... Parents: Brian and Tamara Mokry (one brother)... Brother (Boone) pitched at McLennan JC and UTSA.. Rice College: Jones



STUART MOUCHANTAF 97

DT, 6-4, 290, SENIOR
KATY, TEXAS
BLINN JC/CINCO RANCH HS

Rice

Ready to return to action after sitting out 2014 while recuperating from an injury.

2014

Redshirt

2013

Became a standout performer along the Owls' front wall before he was sidelined by an injury... Was fifth on team with 33 tackles, including 25 in his last five games, but suffered injury early vs. UTEP and missed the remainder of the year... Blocked a PAT vs. New Mexico State... Reached a new career-best in tackles for the fourth time in five games, finishing with eight stops in the overtime win at Tulsa... Credited with seven stops and 1.5 TFL vs. UTSA.

2012

Signed with Rice in the summer and was not able to participate in summer conditioning... Joined the team at the start of camp and immediately worked into the rotation... Made one start (Louisiana Tech) and was credited with a season-high three tackles... Matched that total the following week vs. Marshall... Credited with his first career TFL at Tulane (two yards).

2011

Played at Blinn JC and credited with 37 tackles (17 solo), five TFL (1 sack) and led the team with a pair of interceptions.

Cinco Ranch High School

Honorable mention All District 19-5A for coach Don Clayton at Cinco Ranch... Three-year starter for the Cougars... Selected to participate in Cinco's PALS (Peer Assistants and Leadership) program.

Personal

Stuart Michael Mouchantaf... born April 25, 1993 at Tulsa, Okla. ... Son of Jovita Romo, Katy and Nick Mouchantaf, San Diego... (three brothers)... Rice major: Kinesiology ... Rice College: Hanszen.

Stuart Mouchantaf's Career Stats

DEFENSE	UT	AT	TOT	TFL	SACK	FF	FR	PBU	INT
2012	5	7	12	1-2	-	-	-	-	-
2013	19	14	33	4-4	-	-	-	-	-
TOTAL	24	21	45	5-6	-	-	-	-	-

Single Game Highs

Tackles: 8 at Tulsa (O 5, 2013)

Solo Tackles: 2 at La Tech (S 15, 2012)

Tackles for Loss: 1.5 at UTSA (O 12, 2013)



CASTIN NEUMEYER

72

OL, 6-5 1/2, 255, FRESHMAN
WYLIE, TEXAS
WYLIE HS

Wylie High School

All-District 10-5A and honorable mention APSE All-State selection as a senior for coach Bill Howard... Three-year starter for the Pirates... Two-year letterman in track, throwing the shot and discus... Academic All-State honorable mention... FCA leader and also serves as a leader in the New Hope youth group.

Personal

Full name: Castin Mason Neumeyer... Born: March 14, 1997 at Woodward, Ok.... Parents: Scott and Charlotte Neumeyer (1 sister)... Rice College: Weiss.



MARTIN NWAKAMMA

31

SAF, 6-0, 200, FRESHMAN
LEANDER, TEXAS
LEANDER HS

Rice

Redshirt who was a member of 2014 C-USA Commissioner's Honor Roll.

Leander High School

Three-time All-District 25-4A pick at linebacker for coach Lee Bridges... Finished his career with 241 tackles, four sacks and three interceptions, including 108 stops as a senior... A member of *Dave Campbell's Texas Football's* Texas Top 300 and in the Top 25 Linebackers... Qualified for state as a member of Leander's 4x200 relay... Three-time Academic All-District pick... Brother (Mark) plays basketball at Hartford.

Personal

Full name: Martin Onyebuchi Nwakamma... Born: Sept. 19, 1995 at Austin... Parents: Mark and Blessing Nwakamma (three brothers)... last name pronounced "Wa-Kah-Ma" ... Rice College: Duncan.



BLAIN PADGETT

90

DE, 6-5, 250, FRESHMAN
SOUR LAKE, TEXAS
HARDIN JEFFERSON HS

Hardin Jefferson High School

Defensive MVP and All-District 9-4A DII pick for coach Dwayne Dubois... Named to the Beaumont Enterprise Super Gold Team... One of two Hawks to sign with the Owls, joining defensive tackle Roe Wilkins... Credited with 145 tackles as a senior, including 20 for loss (eight sacks)... Had 417 tackles, 24 sacks, blocked four punts and two PATs in his career... Four-year starter... District champion in shot and discus as a junior... National Honor Society member.

Personal

Full name: Blain Michael Padgett.. Born: January 27, 1997 at Beaumont... Parents: Mical and Wyndi Padgett (two sisters)... Father was a linebacker at Texas from 1987-91 and returned a fumbled punt for a touchdown vs. Oklahoma in 1989... Rice College: Lovett



DENNIS PARKS

**WR, 6-2, 200, SENIOR
CONVERSE, TEXAS
JUDSON HS**

4

Rice

Heads into senior season as the Owls most experienced wideout, looking to build on outstanding effort in the Hawai'i Bowl... Preseason All C-USA 4th team by Phil Steele.

2014

Matched his career best by catching 29 passes for the second straight year, capping the year by catching five passes for a career-best 109 yards against Fresno State in the Hawai'i Bowl... Was the third 100-yard receiving game in Rice bowl history... Caught a career-best six vs. ODU.

2013

Led the team by averaging 17.5 yards per catch and was second with 29 catches, 508 yards and three touchdowns... Established new career highs with five catches for 75 yards vs. Tulane

and had 228 yards in his last five games... Caught a 17-yard TD vs. UTEP for his only catch vs. the Miners... Enjoyed a successful return to San Antonio, catching three for 60 yards and his first touchdown of the year at UTSA... was his third game with three catches this season... Made his season debut with a career-best three catches for 65 yards vs. Kansas and added three catches for 48 yards vs. Houston... 54 of his 65 yards came on a career-long strike from Taylor McHargue.

2012

One of eight true freshmen to play in 2012, finishing with seven catches for 112 yards and one touchdown... Named to the C-USA All-Freshman team as a punt returner (13 for 48 yards)... Caught a season-best two passes at Louisiana Tech and Memphis... Hauled in a 35-yard pass from Taylor McHargue vs. Southern Miss for his first career touchdown.

Converse Judson High School

All District 25-5A selection as a junior and senior for coach Jim Rackley in his final season at Converse Judson... Honorable mention all-state... Totaled 988 all-purpose yards as a senior... Played basketball as well in his junior year at Judson... Academic All State honorable mention.

Personal

Full Name: Dennis D'Andre Parks... Born: July 27, 1994 at San Antonio... Parents: Becky Davis and Dennis Parks (eight sisters)... Father (Dennis Parks) played football at New Mexico State... Rice major: Psychology... Rice College: Jones.

Dennis Parks' Career Stats

RECEIVING	REC	YARDS	YDS/REC	LONG	TD
2012	7	112	16.0	35	1
2013	29	508	17.5	54	3
2014	29	389	13.4	53	1
TOTAL	65	1,008	15.5	54	5

YEAR	PUNT RETURNS				KICKOFF RETURNS			
	NO	YDS	TD	LG	NO	YDS	TD	LG
2012	13	42	0	18	3	45	0	19
2013	-	-	-	-	-	-	-	-
TOTAL	13	42	0	18	3	45	0	19

Single Game Highs

Receptions: 5, vs. Fresno State (D 24, 2014)

Receiving Yards: 109 vs. Fresno State (D 24, 2014)

Career long: 54 vs. Kansas (S 14, 2013)



**CONNOR
PATTERSON**

**OL, 6-4, 290, JUNIOR
TOMBALL, TEXAS
TOMBALL HS**

71

Rice

Versatile line candidate who looks to build on experience from gaining first playing time in 2013.

2014

Saw action in four of the first five games to open the season.

2013

Saw action in a pair of games on the season... Made his debut in the win over Louisiana Tech and also saw action against Tulane.

2012

Redshirted.

Tomball High School

All District 13-5A selection for coach Tommy Kaiser at Tomball High School and an honorable mention selection as a junior... Also tabbed as an All-Greater Houston honorable mention selection as a senior... Academic All-District and honorable mention Academic All State as a senior... Science Honor Society member... Health Occupation Students of America.

Personal

Full Name: Connor Scott Patterson... Born: Sept. 30, 1993 at Houston... Son of Mark and Judy Patterson, (four brothers)... Rice major: Economics... Rice College: Wiess.



**GRANT
PETERSON**

**DE, 6-6, 260, SENIOR
AUSTIN, TEXAS
WESTWOOD HS**

80

Rice

Was ticketed for extended duty in 2015 before an injury late in summer conditioning.... Expected to petition for a 6th year from the NCAA.

2014

Finished the year with 11 tackles, including three for loss... Credited with his first career tackle vs. Notre Dame... Credited with two stops, a hurry and shared a TFL vs. ODU... Credited with his first career solo sack vs. North Texas and shared one with Zach Patt vs. UTSA... Picked up his second solo sack of the year vs. UTEP to allow Rice to break its season mark of 33 set in 2006.

2013

Made his defensive debut in the opener at Texas A&M, but was

injured... Returned to action vs. Louisiana Tech.

2013

Made his defensive debut in the opener at Texas A&M, but was injured... Returned to action vs. Louisiana Tech.

2012

Saw action primarily on special teams in four games after redshirting in 2011.

2011

Redshirted.

Westwood High School

Earned a scholarship to Rice after one season at wide receiver in high school... All District 16-5A selection as a senior for Anthony Wood after switching to wide receiver for his senior year... Played quarterback in his first year at Westwood after moving from Wisconsin... Caught 52 passes for 788 yards and eight touchdowns as a senior... Committed to the Owls in the summer before his senior year... Also competed in the 400 meters in track.

Personal

Full Name: Grant Allen Peterson... Born: Nov. 6, 1992 in Charlotte, N.C. ... Son of Craig and Denise Peterson, Burlington, Wisc. (one sister)... Visual and Dramatic Arts major... Rice College: McMurtry.

Grant Peterson's Career Stats

DEFENSE	UT	AT	TOT	TFL	SACK	QBH	FR	PBU	INT
2014	5	6	11	3.0-23	2.5-23	4	-	1	-
TOTALS	5	6	11	3.0-23	2.5-23	4	-	1	-



**JAE
PHAN**

24

DE, 6-2, 220, FRESHMAN
MISSOURI CITY, TEXAS
RIDGE POINT HS

Rice

2014 walk-on who will look for playing time in his second year.

Ridge Point High School

All-District 22 4A and team MVP for coach Brett Sniffin at Ridge Point... Was a letterman on the first two varsity units for the Panthers... Also lettered in track.

Personal

Full name: Jae Lee Phan... Born: June 20, 1996 at Los Angeles, California... Parents: Jack Phan and Danielle Magio (four brothers)... Rice College: Hanszen



SAM PIERCE

53

**OL, 6-6, 310, FRESHMAN
CYPRESS, TEXAS
ST. PIUS X**

Rice

Looks to earn a spot in the playing rotation after a redshirt year.

St. Pius X

TAPPS All-State selection as a senior for coach Blake Ware at St. Pius X and a member of the *Houston Chronicle's* Houston Top 100... Finalist for the Houston Touchdown Club Lineman of the Year... Moved to the offensive line as a senior & recorded 75 pancakes... Played DT in his first three years and recorded over 100 tackles... Four-time member of the Dean's List at St. Pius X.

Personal

Full name: Samuel O'neal Pierce... Born: Aug. 3, 1995 at Houston... Parents: Samuel and Anne-Marie (one brother, one sister)... Father, Samuel, played golf at Texas A&M... Rice College: Will Rice



JOHN POEHLMANN

55

**OL, 6-6, 295, SENIOR
BRENHAM, TEXAS
BRENHAM HS**

Rice

Heads into final year looking to build upon experience gained the last two years in reserve duty.

2014

Played against Texas A&M.

2013

Made his debut vs. Louisiana Tech and also saw action against UAB.

2012

Opened fall camp listed second on depth chart at right tackle before suffering a season-ending injury in camp.

2011

Redshirted.

Brenham High School

All District 17-4A selection as a senior for coach Glen West and a three-year starter for the Cubs, who reached the state title game in his junior season... Member of the Houston Chronicle's Greater Houston 100... Threw the discus... Active in FCA and Young Life at Brenham High.

Personal

John Paul Poehlmann... Born: July 7, 1992 at Bryan... Parents: Luther and Helen Poehlmann, Brenham (three brothers)... All three brothers Matthew (New Mexico, 2001-05), Mark (Blinn JC, 2003-05) and Luke (Texas, 2009-12) played past high school... Sport Management major... Rice College: McMurtry.



DARRION POLLARD

**WR, 5-8, 190, JUNIOR
GILMER, TEXAS
GILMER HS**

8

Rice

Multi-talented player who has seen his playing momentum derailed by injuries.

2013

Saw action in nine games and caught a pair of passes for 24 yards... rushed the ball twice for four yards and also returned three kickoffs for 64 yards.

2012

Broke a bone in his foot vs. Marshall and missed the Liberty Bowl... Made his first career catch in the C-USA title game (gain of 28) and returned three kickoffs for 76 yards, including a long of 30... Scored his first career TD on his first career offensive touch, a four-yard run vs. Tulsa... Moved to wide receiver before Houston game after opening season with a start at corner in

place of Phillip Gaines in the opener... Made first career start at Texas A&M and credited with an assist while also returning 3 kickoffs for 57 yards... Received a medical redshirt after being injured vs. UCLA.

2012

Made his debut in the opener vs. UCLA but was injured and did not see further action and was granted a medical redshirt.

Gilmer High School

All-State, All-District 16-3A and the district's offensive MVP for coach Jeff Traylor at Gilmer HS... Set three school records, catching 85 passes for 1,305 yards and 12 touchdowns as a senior... Also returned a pair of punts for scores... Played alongside teammate Luke Turner, who was Gilmer QB... Earned District Newcomer of the Year honors in track as a junior... National Honor Society... Mentored elementary students.

Personal

Full Name: Darrion Keeley Pollard... Born: Feb. 18, 1994 at Los Angeles, Calif. ... Parents: Deborah Pollard and Kelvin Keeley (two brothers, two sisters)... Rice major: Psychology ... Rice College: Will Rice.

Darrion Pollard's Career Stats

RECEIVING	REC	YARDS	YDS/REC	LONG	TD
2013	1	28	28.0	28	0
2014	2	24	12.0	16	0
TOTAL	3	52	17.3	28	0

RUSHING	ATT	YARDS	YDS/ATT	LONG	TD
2013	4	5	1.2	4	1
2014	1	1	1.0	-	-
TOTAL	5	6	1.1	4	1

KICK RETURNS	RET	YARDS	TD	LONG
2013	8	151	0	30
2014	3	64	0	29
TOTAL	11	215	0	30

DEFENSE	UT	AT	TOT	SACK	TFL/Y	FF	FR	PD	INT/Y
2013	0	1	1	-	-	-	-	-	-
2014	1	0	1	-	-	-	-	-	-

Single Game Highs

Receptions: 1 Three times

Receiving Yards: 28 vs. Marshall (D 7, 2013)



RYAN POLLARD

22

CB, 5-8, 175, SENIOR

ARLINGTON, TEXAS

AIR FORCE ACADEMY/MARTIN HS

Rice

The most experienced of the Owls corners, will look to build upon a productive 2014 season.

2014

Led the Owls with two interceptions, eight pass breakups and 10 passes defended, while setting career highs in tackles and interceptions... Made his first career start at Southern Miss and picked off his first career pass while being credited with a career-best four tackles... Made the game-changing play with a 60-yard pick six vs. North Texas... Score highlighted a 10-point explosion by Rice in the opening minutes of the third quarter after Rice trailed 21-14 at the half... Broke up a career-best two passes in the Hawai'i Bowl and had at least one PBU in the last four games.

2013

Two-time Special Teams Player of the Week... Credited with a career-high three solo tackles vs. Marshall... Made his Rice debut on special teams vs. Texas A&M.

2012

Redshirted.

2011 (Air Force Academy)

Saw action in four games for the Falcons in 2011, notching four tackles... Under coach Troy Calhoun, AFA posted a 7-6 record and played in the Military Bowl.

Martin High School

Earned first team all-District 34-5A accolades at corner and was named an honorable mention all-state punt returner... Named to the first team DFW Superteam as a defensive back and was twice named the *Dallas Morning News* Defensive Player of the Week... Made 80 tackles with four interceptions, seven pass breakups and a pair of fumble recoveries as a senior... Added 18.4 yards per punt return... Made 137 career tackles with six interceptions in his career for coach Bob Wager... Earned three letters in track and was a regional qualifier in the 1600-meter relay as a sophomore.

Personal

Name: Ryan Louis Pollard... Born: Oct. 14, 1992 in Arlington... Parents: Alvin Jr. and Chenida Pollard (two brothers)... Cousin, Sherrod Harris, played football at the University of Texas (2007-09)... Rice major: Kinesiology... Rice College: Brown.

Ryan Pollard's Career Stats

DEFENSE	UT	AT	TOT	TFL	SACK	FF	FR	PBU	INT
2011*	3	1	4	-	-	-	-	-	-
2012	Sat out due to NCAA Transfer Rules								
2013	9	3	12	-	-	-	-	-	-
2013	24	3	27	1/2	-	-	-	8	2/66
TOTAL	36	7	43	1/2	-	-	-	8	2/66

*Air Force

Single Game Highs

Tackles: 4. @Southern Miss (S 27, 2014)

Solo Tackles: 3, Four times.

Defensive Touchdowns: 1 (60-yard INT return, O 25, 2014 vs. UNT)



ANTHONY PRICE

95

**K, 5-7, 175, FRESHMAN
MARIETTA, GA.
WALTON HS**

Rice

2013 walk-on who will again battle for the Owls' kicking assignment.

2014

Reserve

2013

Redshirted.

George Walton Comprehensive High School

All-Region 5-6A selection for coach Rocky Hidalgo as a senior as Walton reached the first round of the state playoffs...

Converted 11/14 field goals, including 11/12 from inside the 50... Three-year letterman who made 14 of 19 career field goal attempts... Team lost in the 6A title game as a junior, falling to

Grayson HS at the Georgia Dome... Played for the victorious National team in the 2012 Cobb Senior Bowl, kicking a 46-yard field goal... Four-year member of the Honor Roll who posted a 4.0 GPA in his final two years... Mentored youth at Camp Hope and was a member of Key Club, compiling over 160 hours of community service... Down Syndrome Association (DSA) volunteer... Interned with the Technology Association of Georgia... Counselor at Lose the Training Wheels camp, a camp which helps children with disabilities ride bikes.

Personal

Full name: Anthony Michael Price... Born: Nov. 25, 1994 at Marietta, Ga. ... Parents: Michael and Lydia Price (one sister)... Rice major: Kinesiology... Rice College: Will Rice.



JOSH RAHMAN

30

**LB, 6-0, 210, FRESHMAN
MISSOURI CITY, TEXAS
AUSTIN HS**

Rice

Walk-on found playing time on special teams in 2014 and looks to contribute in a variety of roles.

2014

Made his debut on special teams at Southern Miss and went on to see action in eight games.

2013

Redshirted.

Ft. Bend Austin High School

All-District 23 5A selection and a team captain as a senior for coach Daniel Schreiber, leading the Bulldogs to their first district title and first playoff appearance in 13 years... Second-team All Greater Houston... Second team Academic All-State.

Personal

Born: August 12, 1994 at Houston... Parents: Noor and Debbie Rahman... Rice major: Kinesiology... Rice College: Baker.

**ANDREW
REUE****73****OL, 6-5, 295, SENIOR
AUSTIN, TEXAS
ST. MICHAEL'S ACADEMY****Rice**

Consensus preseason All C-USA selection as well as a member of the Outland and Rotary Lombardi Award Watch Lists... Selected by his teammates as one of the captains for the 2015 season... Listed at guard on the depth chart, but will also log time at tackle and center... Switching to #73 as a senior to honor former Owls' lineman Dr. Leland Winston who serves as the head team physician for the Owls.

2014

Started all 13 games last season at guard

2013

Started the first nine games at guard and 10 of the first 11.

2012

Saw extensive playing time during the year as a reserve and was prepared to answer the call when Drew Carroll was lost for the final three games of the season... Stepped in as the starter at right guard vs. SMU and was back in the lineup in the finale at UTEP as well as vs. Air Force in the Armed Forces Bowl.

2011

Redshirted.

St. Michael's Academy

TAPPS Division I All-State and All-District selection as a senior for coach Ed McCabe at St. Michaels... Crusaders reached the state semifinals in his senior year after advancing to the quarterfinals as a junior... All-district pick as a junior and second-team all-district as a sophomore... Competed in track as the Crusaders won state titles in both his junior and senior year... Academic All-State selection... Eagle Scout... Student Council vice president and a member of the National Honor Society.

Personal

Andrew David Reue... Born: Feb. 24, 1993 at Austin... Parents: David and Susan Reue, Austin (one sister)... Rice major: Economics/Sport Management... Rice College: Brown.



**HOUSTON
ROBERT**

29

**SAF, 6-0, 190, FRESHMAN
BATON ROUGE, LOUISIANA
PARKVIEW BAPTIST**

Parkview Baptist High School

Second team All-State selection as a senior for coach Jay Mayet at Parkview Baptist... Led team to state title game as a senior after winning state crown as a junior... Two-time, all-district second team selection.

Personal

Full Name: Houston Robert... Born: Nov. 27, 1996 at Dallas.. Parents: Boyd and Jackie Robert (one brother)...Rice College: Duncan.



**GRAYSEN
SCHANTZ**

94

**DE, 6-3, 240, SOPHOMORE
HICKORY CREEK, TEXAS
LAKE DALLAS HS**

Rice

Explosive performer who earned All-Freshman C-USA honors last year... Preseason All C-USA fourth team by Phil Steele.

2014

2014 C-USA All-Freshman team selection by coaches... Just under half his tackles resulted in losses... Played in the first 11 games before missing the final two with an injury... Leading returner with seven tackles for loss and tied with Alex Lyons as the top returner in sacks with three... Recorded a career-best two sacks vs. Hawai'i. .. Made his first career start vs. ODU.

2013

Earned immediate playing time in the opener at Texas A&M but was injured during the game and was not able to return to action again.

Lake Dallas High School

Defensive MVP of District 5-4A as a senior for coach Mike Young at Lake Dallas HS... All-State honorable mention selection and a finalist for the Dallas-Ft. Worth First Down Club Defensive Player of the Year... Credited with 65 tackles as senior, including 20 for loss (17 sacks) as well as 40 quarterback hurries and three blocked kicks... Finished his career with 150 tackles, including 42 for loss (30 sacks) and 100 hurries... Earned Defensive Newcomer of the Year as a junior... Honorable Mention Academic All State honoree.

Personal

Full name: Graysen Conner Schantz... Born: Feb. 25, 1995 at Norman, Okla. ... Parents: Conan and Tamara Schantz (one brother, one sister)... Rice major: Kinesiology... Rice College: Brown.

Graysen Shantz 's Career Stats

DEFENSE	UT	AT	TOT	TFL	SACK	QBH	FR	PBU	INT
2014	13	2	15	7/14	3/7	2	-	-	3



**PARKER
SMITH**

17

**WR, 6-3, 200, FRESHMAN
RICHMOND, TEXAS
TRAVIS HS**

Rice

2013 signee who redshirted in 2014 and looks move into the receiver rotation this fall.

Travis High School

All-District 23-5A and All Region III selection as a senior as both a wide receiver and punter... Led team to the Region III championship game... Finished his career with 80 receptions for 1,456 yards and 12 touchdowns, including 45 for 1,006 and nine scores as a senior... Second team Academic All-State.

Personal

Full name: Parker James Smith... Born: Feb. 23, 1995 at Houston... Parents: Robert and Debbie Smith (one brother)... Father played football and baseball at LA Tech and brother, Conner, is a senior quarterback at Colorado State... Rice major: Economics

... Rice College: Hanszen.



**SPENCER
STANLEY**

52

**OL, 6-3, 290, JUNIOR
FT. WORTH, TEXAS
TRINITY VALLEY HS**

Rice

Emerged from the spring as the leading contender to replace Matt Simmonette at center.

2014

Saw his first extensive action in 2014, playing in eight games... Made one start, lining up in the tight end spot against UTEP as the Owls opened in a jumbo package... Married in the summer (Maggie), becomes the first married member of the Owls since David Perkins in 2007.

2013

Earned his first playing time at New Mexico State and saw action in six games.

2012

Redshirted

Trinity Valley School

Two-time All SPC Division II selection for coach Aaron Mattox at Trinity Valley School, leading the Trojans to a 7-3 in 2011 and an overall mark of 32-11 in his career... Team won the SPC DII state title in his junior year... Played center and defensive end... Credited with 25 tackles, 2.5 sacks, two forced fumbles and two fumble recoveries during his senior year... Selected to play in the 2012 International Bowl in Austin and captained the White team in the 2011 Tom Hillary All-Star Classic... Active in martial arts and holds first-degree black belts in American karate, Tae Kwon Do and Shizen-Na Karate.

Personal

Full Name: Spencer Michael Stanley... Born: June 21, 1994 at Arlington... Parents: Mike and Meri Stanley (one sister)... Uncle (Bill Fuller) was a three-year letterman at Arkansas from 1953-55 and an eighth-round draft pick by the Giants in 1956... Rice major: Political Science... Rice College: Sid Richardson.



**TYLER
STEHLING**

10

**QB, 6-5, 215, JUNIOR
SPRING, TEXAS
KLEIN HS**

Rice

Earned first playing time in 2014 and looks for expanded opportunities this year.

2014

Completed 12-of-19 passes in his first career action in 2014... Made a memorable debut at Notre Dame, hitting true freshman James Mayden with a 53-yard touchdown pass on his first career attempt... Finished the game completing both passes for 63 yards... Stepped in when Driphus Jackson was injured on the first series against ODU and completed 7/12 for 67 yards...

2013

Reserve.

2012

Redshirted.

Spring Klein High School

All-District 13-5A selection for coach Drew Swoboda at Klein Collins HS... Threw for 1,886 yards (123-190) with 18 touchdowns as a senior... Ran for seven more scores... Threw for 3,344 yards and 31 touchdowns, while rushing for 16 more in his career... Team captain as a senior... Also played basketball and baseball... Two-time Academic All-District and a second team Academic All-State pick as a senior... Finalist for the Houston Touchdown Club's Scholar Athlete of the Year... National Honor Society.

Personal

Full Name: Tyler Joseph Stehling... Born: Dec. 22, 1993 at Houston... Parents: Brian and Glenda Stehling (one sister)... Father was drafted by the Detroit Tigers in the third round of the January, 1979 draft out of San Jacinto College... He pitched in the Dodgers organization in 1983, posting a 1-2 record and 4.48 ERA in seven games for their Rookie League team... Rice major: Sport Management... Rice College: Wiess.

Tyler Stehling's Career Stats

PASSING	ATT	COMP	PCT	YDS	LONG	TD	INT
2014	12	19	.632	159	53	1	0
TOTAL	12	19	.632	159	53	1	0

RUSHING	ATT	YARDS	YDS/ATT	LONG	TD
2014	8	-1	-0.1	7	0
TOTAL	8	-1	-0.1	7	0

Single Game Highs

Pass Completions: 7 vs. Old Dominion (S 20, 2014)

Pass Attempts: 12 vs. Old Dominion (S 20, 2014)

Passing Yards: 67 vs. Old Dominion (S 20, 2014)

Passing Touchdowns: 1 @Notre Dame (A 30, 2014)

Rushing Attempts: 4 vs. Old Dominion (S 20, 2014)

Rushing Yards: 5 @ Texas A&M (S 13, 2014)



**SAMUEL
STEWART**

24

RB, 5-9, 200, FRESHMAN

CYPRESS, TEXAS

CY WOODS HS

Rice

2014 redshirt looks to move into rotation at running back after a strong spring.

Cypress Woods High School

Second team All-District 17-5A pick for coach Trenton Faith who ran for 1,780 yards and 23 touchdowns and caught 52 passes for 947 yards and 12 scores in his career... Also returned one punt for a score and threw a pair of touchdown passes... Member of *Dave Campbell's Texas Football's* Texas Top 300 and listed as one of the top 25 running backs... A member of the *Houston Chronicle's* Top 100... Academic All-District and Honorable mention Academic All-State... Also lettered in track and field.

Personal

Full name: Samuel Hubert Stewart II... Born: Oct. 6, 1995 at Houston... Parents: Samuel and Tracy Stewart (two sisters)... Rice College: Baker.



**MATT
TERRILL**

83

**TE, 6-6 1/2, 260, FRESHMAN
AUSTIN, TEXAS
HYDE PARK HS**

Hyde Park High School

TAPPS All-State selection as a junior for coach Dean Campbell and a two-time, all-district selection... Two-year starter who helped lead the Panthers to the state semifinals as a junior... Twice named to the TAPPS Academic All-State squad... Eagle Scout.

Personal

Full name: Paul Matthews Terrill IV.. Born: July 22, 1996 at Austin... Parents: Paul and Lisa Terrill (one brother, one sister)... Rice College: Sid Richardson



**COLE
THOMAS**

28

**SAF, 6-2, 200, SOPHOMORE
KATY, TEXAS
CINCO RANCH HS**

Rice

Emerged from spring drills at the top of the depth chart at Free Safety.

2014

Earned his first playing time as a redshirt freshman and enjoyed increasing productivity as year progressed... Picked up 12 of his 18 tackles in the last four games... Helped spark the Owls second-half explosion vs. North Texas, forcing a fumble on the opening kickoff of the second half.... Credited with a season-high three solo stops vs. UTSA.

2013

Redshirted and earned one Scout Team Player of the Week.

Cinco Ranch High School

Second team All-District 19-5A selection at quarterback as a senior for coach Don Clayton at Cinco Ranch, which has produced a number of current Owls including LB James Radcliff and DE Tanner Leland... A member of *Dave Campbell's Texas Football's* Top 300 as an athlete... Named to the *Houston Chronicle's* Top 100... Threw for nearly 1,500 yards and 14 touchdowns as a senior while setting a school record for completion percentage (66.5 percent) and over 3,000 yards and 29 TDs in two seasons... Also credited with 91 tackles on defense... Team captain as a senior... Academic All-State and Academic All-District selection... Elected to the Superintendent's Round Table and received the school's Outstanding Academic Achievement Award... Member of the National Honor Society and volunteers with Katy Christian Ministries... Started in the outfield for the baseball team as a sophomore.

Personal

Full name: Cole Andrew Thomas... Born: Dec. 15, 1994 at Houston... Parents: David and Lisa Thomas (two brothers)... Rice major: Economics... Rice College: Baker.

Cole Thomas' Career Stats

DEFENSE	UT	AT	TOT	TFL	SACK	FF	FR	PBU	INT
2014	15	3	18	-	-	2	-	2	-
TOTALS	15	3	18	-	-	2	-	2	-

Single Game Highs

Tackles: 5 @Louisiana Tech (N 29, 2014)

Solo Tackles: 4, (twice) lasts @Louisiana Tech (N 29, 2014)



**J.P.
THOMPSON**

10

**SAF, 6-0, 175 FRESHMAN
SPRING, TEXAS
KLEIN HS**

Klein High School

Three-year Varsity starter for the Bearkats... Recorded 60 tackles, two interceptions, eight pass break ups, and four tackles for loss in his senior season... Was a two time All-District selection and was selected as a 2014 Bayou Bowl All-Star... Academic All-State and three years as Academic All-District... Also started for the basketball team in two seasons, earning Academic All-District honors both years

Personal

Full name: James Paul Thompson... Born: Nov. 9, 1995 at Bryan... Parents: Tyrone and Amy Thompson (two brothers, one sister)... Father, Tyrone, played football at Texas A&M... Rice College: McMurtry.



**CARL
THOMPSON**

91

**DT, 6-3, 275, FRESHMAN
DENTON, TEXAS
GUYER HS**

Gueyer High School

All-District selection for three consecutive years for coach John Walsh as Guyer won state titles in his sophomore and junior seasons... Ranked by Dave Campbell's Texas Football as the #8 defensive end in its postseason edition and at #130 in their final Texas 150... Member of Dave Campbell's Texas Football's Texas Top 300 and listed as one of the top 25 defensive linemen... Limited to five games as a senior, but was credited with 46 tackles, including six sacks, forced two fumbles, recovered one and broke up three passes... Credited with 210 tackles in his career, including 34 sacks, forced five fumbles, recovered three, broke up 25 passes and intercepted four... Academic All-District... Mentors third graders in spare time.

Personal

Full name: Carl Anthony Thompson Jr... Born: Nov. 17, 1996, at Kingston, Jamaica... Carl and Pauline Thompson (one sister)...
Rice College: Martel



**KENNETH
THOMPSON** **70**
OL, 6-4, 285, SOPHOMORE
HOUSTON, TEXAS
LANGHAM CREEK HS

Rice

Earned first playing time on special teams and as a reserve lineman in 2014.

2014

Saw action in all 13 games.

2013

Redshirted.

Langham Creek High School

Three-time all-District 17-5A selection and a three-year starter for coach Todd Thompson at Langham Creek HS... Led team to district title as a senior... Honorable mention All-State honoree... Tabbed by *Dave Campbell's Texas Football* Top 300 as one of the top 30 line prospects heading into 2012... Named to the

Houston Chronicle's Top 100... Named Offensive Line MVP at the Next Athlete Texas Top 100 Showcase in 2012... Team captain as a junior and senior... Became the first to win Langham Creek's best offensive lineman award in back-to-back seasons... Touchdown Club of Houston 2012 Preseason team... Eagle Scout... Competed in the shot put and discus three seasons and advanced to regionals as a junior and senior.

Personal

Full name: Kenneth Jon Thompson... Born: Sept. 28, 1994 at Houston... Parents: Danny and Emily Thompson (one brother, one sister)... Father, Danny Thompson, was a member of the football squad at the University of Houston... Rice College: Jones... Rice major: Kinesiology



LUKE TURNER

RB, 6-1, 230, SENIOR
GILMER, TEXAS
GILMER HS

35

Rice

Multi-talented player who will be an option at several positions again in 2015.

2014

Had his busiest day of 2014 in the Hawai'i Bowl, rushing six times for 42 yards and completing 1-2 passes for eight yards... Completion in bowl was the first of his five career completions that did not result in a touchdown... Caught the first two passes of his career at Notre Dame for 33 yards and added his first career TD reception vs. ODU... Also a standout on special teams, with a team leading four tackles on punt coverage.

2013

2013 C-USA Championship MVP, throwing for a pair of scores, one after taking a pitch from Taylor McHargue and hitting

Donte Moore from 35 yards, and a second on an eight-yard jump pass to Connor Cella while lined up the the Wild Owl formation... Rushed for a season-high 49 yards vs. the Herd... Completed 3-of-4 passes on the year and 4-of-6 in his career, all for touchdowns... Scored the overtime winner at UAB, his second-straight game with a touchdown... Enjoyed his most productive game of the year, rushing for 76 yards on 9 carries and scoring his first TD of the year... Threw his second career touchdown pass, a 57-yarder to Turner Petersen vs. Houston.

2012

One of eight true freshmen who played for the Owls on the year... Earned All C-USA Freshmen honors as a running back... Rushed for 146 yards and a pair of touchdowns and completed his only pass for a 38-yard touchdown... Made his debut vs. Kansas on special teams and the expanded his role two weeks later by returning five kickoffs for 128 yards, with a long of 40... Became a featured back in the Owl formation and completed a 38-yard scoring pass to Donte Moore against UTSA while also rushing four times for 18 yards in the win... Called on for a larger role the following week vs. Tulsa and rushed for 102 yards on 15 carries in the second half... Ran for a pair of fourth quarter touchdowns that proved to be the difference vs. Tulane... Father, Matt Turner, was the Offensive Coordinator at

Gilmer HS, who reached the Texas 3A Championship game.

Gilmer High School

Co-MVP, and All-District 16-3A selection for coach Jeff Traylor at Gilmer HS ... Joins his Gilmer teammate Darrion Pollard as an Owl signee... Gilmer was 43-7 in Turner's four seasons, including a state title in 2009... Passed for 3,972 yards and 40 touchdowns and ran for 1,896 yards and 40 more scores in his career... All-district shortstop in baseball... National Honor Society... Academic All-State second team... Ranked in the top 10 percent of his senior class.

Personal

Full Name: Lucas Clayton Turner... Born: Jan. 15, 1993 at Jacksonville... Parents: Matthew and Jill Turner (one sister)... Father played baseball at Arkansas State... Rice major: Kinesiology... Rice College: Will Rice.

Luke Turner's Career Stats

RUSHING	ATT	YARDS	YDS/ATT	LONG	TD
2012	35	146	4.2	30	2
2013	35	146	4.2	30	2
2014	23	94	4.1	33	0
TOTAL	93	376	4.0	33	4

RECEIVING	REC	YARDS	YDS/REC	LONG	TD
2014	10	122	12.2	26	1
TOTAL	10	122	12.2	26	1

PASSING	ATT	COMP	PCT	YDS	LONG	TD	INT
2012	1	1	1.000	38	38	1	0
2013	4	3	.750	100	57	3	0
2014	2	1	.500	8	8	0	0
TOTAL	7	5	.714	146	57	4	0

KICK RETURNS	RET	YARDS	TD	LONG
2012	13	268	0	40
2014	2	18	0	18
TOTAL	15	286	0	40

Single Game Highs

Rushing Attempts: 14 at Tulsa (O 20, 2012)
 Rushing Yards: 102 at Tulsa (O 20, 2012)
 Kickoff Returns: 5, Three times
 Kickoff Return Yards: 128 vs. Marshall (S 22, 2012)
 Receptions: 3 (twice)
 Receiving yards: 33 @Notre Dame (A 30, 2014)



**JACKSON
TYNER**

14

**QB, 6-5, 235, FRESHMAN
EDGEWOOD, TEXAS
EDGEWOOD HS**

Edgewood High School

Multi-talented All-District 6-3A selection at Edgewood for coach Ryan Simmons... Ranked by Dave Campbell's Texas Football as the #10 tight end in its postseason edition... Member of Dave Campbell's Texas Football's Texas Top 300 and listed as one of the top 30 quarterbacks... All-District pick in basketball and state qualifier in the discus... Father, Matt, was an offensive lineman at New Mexico... Grandfather, Tom Tyner, was a three-year letterman at Rice (1965-67) and led the Owls in receiving in Jess Neely's last season (27 receptions for 295 yards and three TDs) before moving to defensive end in his final two years... Uncle, Scott Tyner, was a punter at Oklahoma State who also played one season for the Atlanta Falcons... Carries a 4.0 GPA and received the

Superintendent's Award... Participated in the Model UN and Academic Pentathlon.

Personal

Full Name: Jackson Tyner... Born: Dec. 6, 1996... Parents: Matt and Marci Tyner (one brother, one sister)... Father was recruited by David Bailiff to play football at New Mexico where he was a member of the Lobos' 1997 WAC Champions... Grandfather, Tom Tyner, was a three-year letterman at Rice and led the Owls in receiving (27/285/3) in 1965... Uncle, Scott Tyner was a punter at Oklahoma State and played for the Atlanta Falcons... Rice College: Will Rice



NICK URETSKY

21

LB, 6-0, 225, SOPHOMORE
SAN ANTONIO, TEXAS
ALAMO HEIGHTS HS

Rice

Looks for an increased role as a redshirt sophomore.

2014

Made his debut at Notre Dame on special teams... Credited with his first career tackle vs. NT and added his second vs. UTEP and third at LA Tech.

2013

Redshirted while earning a pair of Scout Team Player of the Week honors.

Alamo Heights High School

All-State, All-Area and District 27-4A Defensive MVP selection as a senior for coach Mike Norment in his final season at Alamo Heights, which also produced former Rice standout Chase

Clement... Also named the Sub 5A Defensive Player of the Year by the San Antonio Quarterback Club... Credited with 182 tackles as a senior while leading the Mules to an 8-3 record... Credited with 454 tackles in his career... Joined fellow incoming Owl Cole Hunt as a member of the South squad at the Texas High School All Star Game... Also ran track and a member of the Mules' 4x100 relay that was a regional finalist and was named team captain... National Hispanic Merit Scholar and an Eagle Scout... A member of Young Life and FCA.

Personal

Full name: Nicholas Caleb Uretsky... Born: Jan. 21, 1995 at San Antonio... Parents: Gerry Uretsky and Janis and Phil Laws (one brother, one sister)... Father, Gerry, was a member of the football squad at Air Force... Stepfather Phil Laws played baseball at Blinn JC, Arkansas and St. Mary's and was drafted in the 9th round of the 1983 MLB draft by the Yankees... Rice major: Economics, Managerial Studies... Rice College: McMurtry.

Nick Uretsky Career Stats

DEFENSE	UT	AT	TOT	TFL	SACK	QBH	FR	PBU	INT
2014	3	0	3	-	-	-	-	-	-
TOTALS	3	0	3	-	-	-	-	-	-



ASTON WALTER

23

CB, 5-8, 190, FRESHMAN
CROSBY, TEXAS
CROSBY HS

Rice

Looks to move into rotation at corner after a redshirt 2014.

Crosby HS

Joins his twin brother Austin at Rice after dominating District 19-4A... District 19-4A MVP while playing quarterback at Crosby for coach Jeff Riordan... Ranked by *Dave Campbell's Texas Football* as the No. 4 athlete in its postseason edition... Threw for 2,301 yards and 31 touchdowns and ran for 1,996 and 10 more scores... Finished his career with 6,100 yards passing and 62 touchdowns and ran for 2,778 and 26 more scores... A member of *DCTF's* Texas Top 300 and the *Houston Chronicle* Top 100 as an athlete.

Personal

Full name: Aston Ryan Walter... Born: Aug. 17, 1996 at Houston... Parents: Anthony and Dian Walter (one brother)... Rice College: Lovett.



**AUSTIN
WALTER**

27

**RB, 5-7, 185, FRESHMAN
CROSBY, TEXAS
CROSBY HS**

Rice

Looks to move into rotation after a redshirt 2014.

Crosby High School

Joins his twin brother Aston at Rice after dominating District 19-4A over the last three years... District 19-4A Player of the Year and a member of *Dave Campbell's Texas Football's* All Texas High School Team... Two-time, All-State selection... Ran for 2,704 yards on just 201 carries and scored 34 touchdowns as a senior and completed his career with 6,062 yards rushing (on 613 carries) and 71 touchdowns in addition to catching 66 passes for 860 yards and seven scores... A member of *DCTF's* Texas Top 300 and on the *Houston Chronicle* Top 100 as a running back.

Personal

Full name: Austin Rashad Walter... Born: Aug. 17, 1996 at Houston... Parents: Anthony and Dian Walter (one brother)... Rice College: Lovett.



CHANDLER WATKINS

50

LB, 6-0, 215, SOPHOMORE
SOUTHLAKE, TEXAS
KELLER HS

Rice

Walk-on linebacker who continues to excel as a special teams performer and will graduate this spring.

2014

Played in 12 games and was credited with a pair of special teams tackles

2013

Made his debut in the opener at Texas A&M on special teams... Credited with four tackles on the year, including stops in each of the last three games.

2012

Redshirted... Earned a place on the Conference USA Commissioner's Honor Roll.

Keller High School

Recorded 109 tackles and an interception as an inside linebacker in his senior season for coach Kevin Atkinson... Named team MVP and earned academic all-state honors as well... Second-team all-District 7-5A... Notched 301 career tackles with a pair of interceptions and two touchdowns as a three-year starter... Also lettered in basketball... Class president as a sophomore and senior... Served three years as a mentor at Florence Elementary.

Personal

Full name: Chandler Mason Watkins... Born: Aug. 14, 1993 in Fort Worth... Parents: Rex and Cathy Watkins (two sisters)... Cousin, Michael Young, played baseball at Mississippi College (1988-90)... Rice major: Civil Engineering... Rice College: Hanszen.

Chandler Watkins' Career Stats

DEFENSE	UT	AT	TOT	TFL	SACK	FF	FR	PBU	INT
2013	2	2	4	-	-	-	-	-	-

Single Game Highs

Tackles: 1, Six times



**ROBBY
WELLS**

88

**TE, 6-6, 240, JUNIOR
KATY, TEXAS
TAYLOR HS**

Rice

Stepped up to provide quality minutes at tight end as a sophomore.

2014

Played in all 13 games and caught his first three career passes... Stepped into the starting lineup for the first two games... Connected with Driphus Jackson for a 36-yard completion for his first career reception vs. UTSA to set up the Owls' final touchdown... Caught a career-high two passes at La Tech.

2013

Made his debut in the opener at Texas A&M and saw action in 12 of 14 games.

Taylor High School

All District 19-5A selection for coach Flint Risien at Katy Taylor HS after catching 48 passes for 510 yards and 11 touchdowns as a senior... A former quarterback, Wells completed 11 of 17 passes for 109 yards and a touchdown in spot duty and also rushed for 44 yards on 15 carries... Named to Dave Campbell's Texas Football's Top 300 as one of top 10 tight ends coming into his senior year and as the seventh best tight end in Texas in their postseason edition... Closed out his career with 50 receptions for 520 yards and 11 TDs, 515 yards rushing with three touchdowns and 939 yard passing (102/188) with five TDs... Also lettered in baseball... A member of the National Honor Society and a second-team Academic All-State selection... Four-time Academic All-District choice... A member of Young Life and Best Buddies... Performed in Taylor's presentation of "Seussical, The Musical".

Personal

Full name: Robert Alan Wells III... Born: Jan. 16, 1995 at Houston... Parents: Robert and Donna Wells (two sisters)... Second cousin, Jim Nantz, played golf for the University of Houston and is a long-time sportscaster for CBS... Rice major: Sport Management... Rice College: Baker.

Robby Wells' Career Stats

RECEIVING	REC	YARDS	YDS/REC	LONG	TD
2013	3	45	15.0	36	0



DESTRI WHITE

13

**KAT, 6-0, 205, SOPHOMORE
MESQUITE, TEXAS
HORN HS**

Rice

True sophomore expected to move into the starting lineup at the KAT position after extensive playing time as a true freshman in 2014... One of five true freshmen to letter.

2014

Played in 12 of 13 games and made one start (ODU)... Was credited with 18 tackles, including four on kickoffs to lead the team... Opened his career with three tackles at Notre Dame and matched that total three other times during the year.

Dr. John Horn High School

Two time All-District 12-5A selection at Mesquite Horn for coach Mike Overton... District MVP as a junior... One of two Jaguars to sign with the Owls (Jorian Clark)... Ranked by Dave Campbell's Texas Football as the No. 8 athlete in its postseason

edition... Completed 160-of-280 passes as a senior for 2,479 yards and 28 touchdowns and threw for 6,644 yards and 72 touchdowns in his career... A member of *Dave Campbell's Texas Football's* Texas Top 300 as a quarterback... Father (Donald) played football at North Texas... Academic All-State selection.

Personal


Full name: Destri Travon White... Born: Nov. 21, 1995 at Amarillo... Parents: Donald White and Erica Butler (two brothers, one sister)... Uncle, Patrick Cannon, played football at UTEP... Rice College: Martel.

Destri White's Career Stats

DEFENSE	UT	AT	TOT	TFL	SACK	QBH	FR	PBU	INT
2014	15	3	18	-	-	-	-	-	-

Single Game Highs

Tackles: 3, Four times
Solo Tackles: 3 vs. UTSA (N 8, 2014)



ROE WILKINS

95

**DT, 6-3, 260, FRESHMAN
SOUR LAKE, TEXAS
HARDIN JEFFERSON HS**

Hardin Jefferson High School

All-District 9-4A DII selection on both offense and defense at Sour Lake for coach Dwayne Dubois... Named to the Beaumont Enterprise Super Gold Team.. One of two Hawks to sign with the Owls, joining defensive end Blain Padgett... Credited with 68 tackles, including 14.5 sacks and four pass breakups on defense in addition to 48 pancake blocks on offense... Credited with 180 tackles, 24 sacks, eight PBUs and 106 pancake blocks in his career... Area finalist in the shot in track... Competes in powerlifting... National Honor Society member... Served on the HJHS Student Council.

Personal

Full name: Roe Douglas Wilkins... Born: Jan. 16, 1997 at Beaumont... Parents: William and Diana Wilkins (two sisters)... Rice College: Lovett.

**AUSTIN
WILLIAMS****45****LB, 6-0, 225, FRESHMAN****AUSTIN, TEXAS****LAKE TRAVIS HS****Rice**

2011 signee who returns to the playing field after spending two years on his LDS Church mission.

Mission Work

Lived in Guatemala City, Guatemala while on his LDS Church mission.

Lake Travis High School

All State, All Centex and All District 25-4A selection as a senior for coach Hank Carter, as Lake Travis won its fourth consecutive state title. Named the Defensive MVP of the state title game... Finished his senior season with 174 tackles and with 355 in his career... Honorable Mention Academic All State... Eagle Scout

Personal

Full Name: Austin Williams...Born: June 4, 1992 at Provo, Utah... Parents: David and Shawneen Williams (one brother, two sisters)... Rice College: Will Rice.



CALEB WILLIAMS

75

OL, 6-3, 290, SENIOR
THOMPSONS, TEXAS
TERRY HS

Rice

The leader of the offensive front with 38 career starts... Has started every game in his career. One of six Owls in history to start three consecutive bowl games, and the only one of those six who returns in 2015.

2014

Started all 13 games at right tackle.

2013

Started all 14 games at right tackle.

2012

Anchored the right side of the Owls offensive line as a redshirt freshman and earned C-USA All-Freshman honors from league coaches... Started 11 of 12 games at right tackle as a redshirt

freshman and earned C-USA All-Freshmen honors... Missed the UTSA game with an injury but returned the following week.

2011

Redshirted.

Terry High School

Two-time All District 23-4A selection for coach Tim Teykl... Led team in pancake blocks the last two seasons... Also competed in track and was the district shot put champion... Played in the Bayou Bowl, along with fellow signees Julius White and Ross Winship... First team Academic All-State selection... Finalist for Houston Touchdown Club Scholar-Athlete of the Year... Earned the Excellence in Spanish II award, the Excellence in Human Geography award, the Excellence in Health Science Technology Award... A member of Superintendent's Student Advisory Board... President of the Fellowship of Christian Athletes organization and a member of the National Honor Society and is involved in the Health Occupations Students of America.

Personal

Full Name: Caleb Lynn Williams... Born: Feb. 24, 1993 in Houston... Mother: Patricia Newell... Rice major: Kinesiology... Rice College: Duncan.



ROSS WINSHIP

99

DT, 6-4, 295, SENIOR
THE WOODLANDS, TEXAS
KLEIN HS

Rice

Steady performer who will again be counted upon for reliable production along the Owls' defensive front wall.

2014

Played in 12 of 13 games with six starts, including the last five consecutive... Started first two games, but limited to backup duty the next four and then missed NT game because of an injury... Credited with a TFL for loss of four in limited duty vs. ODU.

2013

Took over as a starter down the stretch last fall and delivered consistent play... Started the last five games... Shared a sack vs. Marshall... Credited with first career sack on the opening play of overtime at UAB... Made his first career start vs. NT... Stepped in

after Stuart Mouchantaf was hurt vs. UTEP and credited with a career best six tackles, which matched his season total heading into game... Recovered key fumble at goal line vs. UTEP with Rice leading 17-7 late in the second quarter... Set up a 99-yard drive to give Rice a 24-7 lead heading to halftime... Has a career-high nine tackles this year.

2012

Saw time on the defensive line and on special teams before missing the last three games with an injury... Credited with his first career tackle vs. Louisiana Tech and forced his first career fumble vs. Southern Miss to stop a late USM scoring threat.

2011

Redshirted.

Klein High School

Two-time All District 13-5A selection for coach Shane Hallmark... Led team to the state semifinals as a junior... Honorable mention All Greater Houston... Competed in track, throwing the shot and discus... Member of the Houston Chronicle's Greater Houston 100... Member of the National Honor Society and the National Art Honor Society.

Personal

Full Name: Ross Philip Winship... Born: Aug. 8, 1992 at Houston... One sister... Grandfather (Bob Winship) lettered for Rice in 1949-50, while his cousin (Jason Winship) earned four letters for Rice (1993-96) and was an Academic All-WAC selection as a senior... Sport Management major... Rice College: McMurtry.

Ross Winship's Career Stats

DEFENSE	UT	AT	TOT	SACK	TFL	FF	FR	PBU	INT/Y
2012	0	1	1	-	-	-	1	-	-
2013	13	7	20	1.5/10	1.5/10	-	1	-	-
2014	6	3	9	-	2.0/8	-	1	2	1
TOTAL	19	11	30	1.5/10	3.5/18	1	2	2	1

Single Game Highs

Tackles: 6 vs. UTEP (O 26, 2013)

Solo Tackles: 5 vs. UTEP (O 26, 2013)



**BRIAN
WOMAC**

44

**DE, 6-3, 240, SOPHOMORE
HOUSTON, TEXAS
MEMORIAL HS**

Rice

Will look to build upon experience gained during first playing time in 2014.... Capped spring with an impressive showing in Spring Game, recording a pair of sacks.

2014

Picked up a tackle in his debut at Notre Dame but was held out of the next seven because of injury... Returned to action vs. UTSA and picked up a tackle on kickoff coverage... Credited with his first career sack vs. UTEP.

2013

Redshirted while earning one Scout Team Player of the Week honor.

Memorial High School

Defensive Player of the Year in District 19-5A for coach Gary Koch at Memorial HS... All-district as a senior and a second team selection as a junior... Four-year letterman... Named to *Dave Campbell's Texas Football's* Top 300 linebackers heading into his senior year and as the eighth best LB in Texas in their postseason edition... Named to the *Houston Chronicle's* Top 100 Academic All-District selection.

Personal

Full name: Brian Douglas Womac II... Born: Jan. 19, 1995 at Houston... Parents: Brian and Nanette Womac (three sisters)... Rice major: Undeclared (natural sciences division)... Rice College: Jones.

Brian Womac's Career Stats

DEFENSE	UT	AT	TOT	SACK	TFL	FF	FR	PBU	INT/Y
2014	5	0	5	1/9	1/9	1	-	1	-

Single Game Highs

Tackles: 1 Five times

Solo Tackles: 1 Five times



BRADY WRIGHT

40

DE, 6-3, 240, FRESHMAN
CYPRESS, TEXAS
CY FAIR HS

Rice

2014 redshirt ready to move into the playing rotation.

Cy-Fair High School

All-District 17-5A selection at Cy-Fair for coach Ed Pustejovsk, leading the Bobcats to the 5A Division 1 quarterfinals... *Houston Chronicle's* Top 100 and *VYPE Magazine's* Top 100... Finished with 85 tackles, 24 tackles for loss (nine sacks) and had an interception and blocked field goal... Also lettered in track for two years... Two-time, Academic All-District selection.

Personal

Full name: Brady Jack Wright... Born: Feb. 9, 1996 at Houston... Parents: Len and Robin Wright (one brother, one sister)... Father was a two-year starter and an All-SWC selection at Texas Tech... Sister, Emily, played volleyball at Texas Tech... Rice College: Will Rice.



LANCE WRIGHT

5

WR, 6-3, 205, FRESHMAN
FAIRBANKS, ALASKA
NORTH POLE HS

Rice

2014 redshirt looks to push for playing time.

North Pole HS

Rice's first football recruit from Alaska, Wright was born in Texas (Irving)... Named Mr. Football in Alaska as a senior... Caught 29 passes for 605 yards and nine touchdowns... Completed his career with 90 receptions for 1873 yards and 26 touchdowns... 4A All-State selection as a senior after earning similar 3A honors as a junior... Finished third at the state track meet in the 400 meters as a sophomore and fourth in the 200 meters... A member of the NHS and received the Presidential Excellence Award.

Personal

Full name: Lance Avery Wright... Born: Nov. 19, 1995 at Irving... Parents: Daniel and Stacy Wright (one brother, one sister)... Brother, Steven, played football at West Texas A&M and Valley City State University... Rice College: Sid Richardson.



ZACH WRIGHT

9

WR, 6-1, 205, JUNIOR
THE WOODLANDS, TEXAS
COLLEGE PARK HS

Rice

Looks to build on a productive 2014 in which he finished fourth on the team with 25 catches for 299 yards and three touchdowns.

2014

Second on team among returning players with 25 catches... One of six Owls with a catch of at least 50 yards in 2014, grabbing a career-best, 51-yard TD from Driphus Jackson at LA Tech... Recorded his first two career catches in the opener at Notre Dame, including a 26-yard touchdown from Jackson that was the Owls' first TD in history vs. the Irish... Followed that effort up by catching three for 32 yards at Texas A&M... Led the Owls with a career-high 80 receiving yards vs. ODU while tying with Dennis Parks for team lead with a career-high six catches.

2013

Made his debut on special teams vs. UTSA and went on to play in five games.

2012

Redshirted.

College Park High School

First team all-District 14-5A and all-county selection as a senior... Passed for 1,000 yards and five touchdowns while rushing for 1,000 yards and 20 touchdowns in 2011... Two-year starter finished his career with 1,647 passing yards and 11 scored along with 1,821 rushing yards and 29 touchdowns for coach Richard Carson... Also starred in basketball for three seasons, scoring 15 points per game en route to a district championship and first team all-district honors.

Personal

Full name: Zachary James Wright... Born: Oct. 12, 1993 at Buenos Aires, Argentina... Parents: Christopher and Holly Wright (one sister)... Mother, Holly, earned All-SWC honors in basketball at Rice in 1987 and ranks third on the Owls career scoring list with 1,791 points... Uncle, Jon Warren, coaches men's track and field at Rice... Rice major: Economics... Rice

College: Will Rice.

Zach Wright's Career Stats

RECEIVING	REC	YARDS	YDS/REC	LONG	TD
2014	25	299	12.0	51	3

Single Game Highs

Receptions: 6 vs. ODU (S 20, 2014)

Receiving yards: 80 vs. ODU (S 20, 2014)



DAVID BAILIFF HEAD COACH NINTH SEASON

David Bailiff embarks upon his ninth season at Rice facing challenges that none of his predecessors experienced, challenges which are the byproduct of delivering an unparalleled standard of success on the field and in the classroom.

In eight seasons on South Main, Bailiff has built a program that has become one of the most consistent in Conference USA. The Owls enter 2015 with the longest active bowl streak (three, which is also the longest in school history) and have produced the most wins in school history over a two (18) and three (25) year period. Rice's 18-9 mark from 2013-14 is also the second best of any FBS program in Texas. He has led the Owls to two of the three 10-win seasons in school history and has won eight or more games three times, matching Jess Neely for the most at Rice.

Rice's 30-3 win over Fresno State in the Hawai'i Bowl was its third bowl championship in four games for Bailiff, joining wins in the 2008 Texas Bowl and 2012 Armed Forces Bowl.

Bailiff has twice been honored by his peers as C-USA Coach of the Year (2008 & 2013) and after leading the Owls to their first outright conference championship in 56 years in 2013, he joined Art Briles (Baylor), Mark Dantonio (Michigan State), Gus Malzahn (Auburn) and David Shaw

(Stanford) as finalists the Bear Bryant Coach of the Year award. He was also honored by the San Antonio Express News as its Co-Sportsman of the Year.

While reaching new heights on the field, Bailiff's teams continue to excel in the classroom while also making a profound impact on the Houston community. For the second time in a four year span, the Owls were honored by the American Football Coaches Association with its Academic Achievement Award, having posted a 100 percent graduation rate. Rice has led Conference USA football teams in GPA in five of his eight seasons.

He was honored with the Greater Houston Football Coaches Association's John Kelley Distinguished Service Award and by the Conference USA Student-Athlete Advisory Committee (SAAC) Coaches Choice Award winner for 2011-12. He was also cited by the Houston Press as "Houston's Best Sports Role Model" in its 2013 Best of Houston edition.

Bailiff's staff has made the state of Texas a priority in recruiting, solidifying relationships with high school coaches throughout the state and the result has shown itself both in the team success and in the number of players reaching the NFL.

The Owls have eight players taken in the NFL Draft during Bailiff's tenure, matching the output of the previous 22 years prior to his arrival and they have had at least one player drafted in five consecutive drafts, the longest streak since a five seasons from 1979-83. A total of six players from his first five recruiting classes have been selected.

In the 2014 NFL Draft, Phillip Gaines became the second Bailiff product in as many years to be taken in the first three rounds when he was selected by Kansas City in third round.

His efforts in Texas have also seen the Owls increase their walk-on

program. Most recently, the walk-on program produced 2014 co-captain Matt Simonette as well as standout defensive end and Academic All-American Brian Nordstrom.

He has also made good on his promise to keep the Owls active in community work, as the Owls have been tireless in their efforts with local schools as well as reaching out to Rice's diverse student population through an annual International Students' Clinic each August. In July of 2009, Bailiff accepted an invitation to join with four other college football coaches on a goodwill tour to visit military personnel stationed in Afghanistan and again honored our troops in 2011 by participating as a driver in the "Crossing of America" tour. The Owls also are regular participants in efforts to send care packages to members of the armed forces deployed overseas.

The Rice football team was honored by the Texas Association of Partners in Education with their TAPE's Crystal Award for the program the Owls conducted in 2007 with the students at Arizona Fleming Elementary School in Houston. The Owls support of Big Brothers helped Rice Athletics be honored in 2012 as one of the Houston chapter's Community Partners of the Year.

In 2008, the Owls endured a series of challenges as well as the aftermath of Hurricane Ike and produced the first 10-win season for Rice since 1949 and the Owls' first victory in a bowl game since their memorable win over Alabama in the 1954 Cotton Bowl. For his efforts, Bailiff was honored by his conference peers with his first Conference USA Coach of the Year honor.

Bailiff came to Rice after three seasons as the head coach at Texas State University in San Marcos where he posted a 21-15 record while leading the Bobcats to their first Southland Conference championship

and the semifinals of the NCAA Division I-AA playoffs in 2005.

He produced a total of 14 All Southland Conference first team selections, and 13 players who were named to the academic all-conference squad in his last two years.

The 2005 season was truly a magical one. The Bobcats went 9-2 during the regular season and earned the school's first berth in the Division I-AA playoffs.

In their first game, the Bobcats stormed back from a 35-16 deficit against Division I-AA national power Georgia Southern to score 34 unanswered points and beat the Eagles 50-35. The Cats then defeated Cal Poly 14-7 to move on to the national semifinals. Only a 40-37 overtime loss to Northern Iowa stood between Texas State and an appearance in the Division I-AA title game.

Bailiff was named the American Football Coaches Association's Region 5 Coach of the Year and finished third in the voting for the Eddie Robinson Award presented annually to the top coach in Division I-AA. Prior to being named Texas State head coach, Bailiff spent three seasons on the staff at TCU. He served as the Horned Frogs' defensive coordinator in both 2002 and 2003 while working with the team's defensive lineman.

The 2003 Horned Frogs posted an 11-2 record and were ranked 25th in the final Associated Press writer's poll and 24th in the ESPN/USA Today Coaches Poll. Bailiff was part of a staff which built a tradition on defense at TCU. During his three seasons in Fort Worth, the Horned Frogs were ranked 24th, 1st and 38th in the country in total defense and 10th, first and ninth against the run.

In 2002, TCU allowed just 240.2 yards of total offense per game which led the country. The Horned Frogs surrendered an average 64.8 yards on the ground. During the year, the Frogs held Tulane to a school-record -53 yards rushing. TCU also ranked second in the country in pass efficiency defense, al-

lowing opponents to complete less than 39 percent of their passes.

Six TCU defensive players earned all-conference accolades in 2002 including Conference USA Defensive Player of the year and Second-Team All-American LaMarcus MacDonald.

While at TCU, the Horned Frogs played in a bowl game every season - the galleryfurniture.com Bowl (2001), AXA Liberty Bowl (2002) and the Plains Capital Fort Worth Bowl (2003).

He began his coaching career as the defensive line coach at New Braunfels High School (1982-84). He went into private business from 1984-88 before returning to the coaching ranks as a defensive graduate assistant coach at Texas State in 1988. He was elevated to the Bobcats' defensive line coach in 1989.

Bailiff left Texas State in 1992 for an assistant coaching position at New Mexico. He returned to Texas State in 1997 as defensive coordinator and added assistant head coach responsibilities to his role in 1999.

It was in 1999 that Bailiff was selected the NCAA Division I-AA Assistant Coach of the Year by the American Football Coaches Association. While at TCU, Bailiff was also honored as the Top Assistant Football Coach by the All-American Football Foundation following the Horned Frogs' 2002 season.

As a player, Bailiff was named All-Lone Star Conference as well as All-America honorable mention while playing at Texas State from 1977-80. He served as a team captain in 1980 and was named honorable mention to the Lone Star Team of the Decade.

Bailiff is married to the former Angie Daniels of Versailles, Mo. He has a daughter, Brooke and the couple has twin 19-year-old sons, Grayson and Gregory .

YEAR-BY-YEAR HEAD COACHING

TEXAS STATE

Year	Overall		SLC		Post-Season
	W	L	W	L	
2004	5	6	3	2	
2005	11	3	5	1	Semifinals, NCAA FCS Playoffs
2006	5	6	3	3	

RICE

Year	Overall		C-USA		Post-Season
	W	L	W	L	
2007	3	9	3	5	
2008	10	3	7	1	Texas Bowl Champion
2009	2	10	2	6	
2010	4	8	3	5	
2011	4	8	3	5	
2012	7	6	4	4	Armed Forces Bowl Champion
2013	10	4	7	1	C-USA Champion, Liberty Bowl
2014	8	5	5	3	Hawai'i Bowl Champion

HEAD COACHING RECORD

School	Years	Overall		Conference	
		W	L	W	L
Texas State	3	21	15	11	6
Rice	8	48	53	34	30
Overall	11	69	68	45	36



DARRELL PATTERSON

ASST. HEAD COACH/RUN GAME COORD. LINEBACKERS NINTH SEASON

Darrell Patterson is back for his ninth season at Rice University and his fourth as Assistant Head Coach. After coaching the running backs during his first three seasons, he enters his sixth year of coaching the Owl's linebackers, his fifth as Special Teams Coordinator and his second as Run Game Coordinator.

Patterson enters the 2015 campaign with perhaps his deepest lineup of linebackers, highlighted by junior Alex Lyons, who led the team in tackles in his first year as a starter in 2014. He is joined by senior Nick Elder at the top of the depth chart heading into fall camp, and the pair are bolstered by underclassmen Emanuel Ellerbee, Tabari McGaskey and Nick Uretsky.

Senior James Farrimond returns once again to handle the Owls punting chores while the placekicking job will be settled during fall camp with the arrival of freshman Jack Fox to compete with Taylor Knopf, Anthony Price and Farrimond, who led the kickers with 49 points on eight field goals and 25 PATs in his first career action handling kicks.

In his five seasons overseeing the Owls special teams, Patterson has produced one All-American (punter Kyle Martins) and one fresh-

man All-American (kick returner Mario Hull) in addition to the most productive kicker in school history, Chris Boswell who departed with all the school records for field goals and kick scoring. While working with the Owls' running backs in 2009, Patterson coached Charles Ross to an All C-USA freshman team effort. Both Boswell (Houston) and All C-USA deep snapper Trevor Gillette (Jacksonville) signed free agent contracts with the NFL in the spring of 2014.

In addition to his coaching duties, Patterson also continues to spearhead Rice's recruiting efforts in Canada, where he had a playing career in the CFL for seven seasons (1984-90). The Owls have signed a total of eight Canadians in the past seven years, including All C-USA offensive tackle Scott Mitchell and All C-USA tight end Luke Willson. Two of those signees (Willson and Christian Covington) were drafted into the NFL. In 2015, Canadian product Peter Godber is slated to move into the starting spot at right guard.

Patterson joined the Rice coaching staff on February 20, 2007 after two seasons coaching the linebackers at Stanford University.

Patterson's collegiate playing experience took place at Texas Christian University, where he was a standout linebacker from 1979-82. He is a member of the TCU Hall of Fame and remains the school's all-time leader in tackles (544), unassisted tackles (286), and assisted tackles (258).

He was selected in the sixth round of the 1983 NFL Draft by the New York Giants, but made his way to the Canadian Football League (CFL) for a seven-year career playing for the Winnipeg Blue Bombers from 1984-88 and the Hamilton Tiger Cats from 1988-90. Patterson won a Grey Cup championship with Winnipeg in 1984 and was on the

runner-up team with Hamilton in 1989.

Following his playing days, Patterson began his coaching career as an intern for the British Columbia Lions in 1991. His coaching career has, since then, led him to Akron (1992-94), Temple (1995-96), Kentucky (1997-00), Arkansas State (2001), Baylor (2002), Southern Methodist (2003-04), and Stanford (2005-07). He also had a coaching stint with Ottawa of the CFL in 1995 as the defensive line and special teams coach.

While coaching at Southern Methodist, Baylor, and Arkansas State, Patterson coached the linebackers. At Baylor, he coached linebacker John Garrett, who went on to sign an NFL free agent contract. Patterson coached defensive tackle Larry Chester during his two seasons at Temple. Chester went on to sign an NFL contract with the Indianapolis Colts.

During his four seasons at Kentucky, Patterson was part of a staff that advanced to two bowl games: the 1998 Outback Bowl versus Penn State and the 1999 Music City Bowl against Syracuse. While at Kentucky, Patterson coached safeties Willie Gary and Anthony Wajda to All-SEC honors, as well as Freshman All-America David Jackson. Patterson graduated with a bachelor's degree in Human Relations from TCU in 1984.

He and his wife, Julie, whom he met while playing professionally in Canada, have three children together: a son, Michael, who was a three-year letterman and 2012 Rice graduate, and two daughters, Monika and Meghan, who are both currently undergraduates at Rice. Meghan is a walk-on member of the Rice volleyball team in 2015.



LARRY EDMONDSON

CO-OFFENSIVE COORDINATOR QUARTERBACKS SEVENTH SEASON

Larry Edmondson enters his seventh year with the Owls and his second as Co-Offensive Coordinator with Billy Lynch, while continuing to coach the Rice quarterbacks (fifth year). Edmondson joined the Rice staff on January 30, 2009 as the Owls' wide receiver coach.

Edmondson heads into 2015 with an experienced starter in senior Driphus Jackson, who capped a memorable first year at the helm by being named the Owls Most Outstanding Player in the 2014 Hawai'i Bowl. Jackson finished his first season as the starting quarterback by throwing for the third-most touchdowns in school history and finishing third nationally by averaging 14.9 yards per completion. He will be backed up by strong-armed junior Tyler Stehling and sophomore Nate German.

Edmondson is entering his 27th year of college coaching, including 14 years of coaching wide receivers. He was the wide receivers coach at SMU from 2004 to 2007, Auburn in 1997-98, Mississippi State in 1996, LSU from 1991-94 and at Southern Miss from 1988-90. He has also served as the offensive coordinator and quarterbacks coach at

SMU (2002-03) and Louisiana-Lafayette (1999-2001).

While at SMU, Edmondson guided Bobby Chase to All-C-USA honors in 2005 and Emmanuel Sanders to All-Conference and freshman All-America honors in 2006. As the offensive coordinator at Louisiana-Lafayette, he constructed an offense that set six school records in 2001 and was credited with the development of sophomore quarterback Jon Van Cleave, who led the Sun Belt Conference in passing yards per game.

In addition to coaching wide receivers at Auburn, Edmondson also oversaw the Tigers recruiting efforts. Auburn won the 1997 SEC West Division championship and went on to defeat Clemson in the 1998 Peach Bowl.

A 1983 graduate of Texas A&M where he lettered as a tight end and was a teammate of former Houston Texans head coach Gary Kubiak, Edmondson began his coaching career as a graduate assistant with the Aggies from 1984 to 1986. He served as a GA at Arizona in 1987 before joining Curly Hallman's staff at Southern Miss as wide receivers coach in 1988.

In his first year at USM, the Golden Eagles went 10-2 including a 38-18 win over UTEP in the Independence Bowl. Southern Miss opened the 1990 season with a win over Florida State and played in the All-American Bowl that year, and also posted wins over both Alabama and Auburn during his time there.

Married (Cara) with two children, son Sean, who works as a graduate assistant for the Owls, and daughter Taylor.



BILLY LYNCH

CO-OFFENSIVE COORDINATOR WIDE RECEIVERS FIFTH SEASON

Billy Lynch enters his second year as Co-Offensive Coordinator and his fifth coaching Owls' wide receivers. Lynch shares offensive oversight with quarterbacks coach Larry Edmondson.

In his first four seasons, Lynch developed a productive unit of wideouts, including a pair of 2014 graduates in Jordan Taylor and Mario Hull who signed free agent NFL contracts and a third, 2013 graduate Donte Moore, who was in Dallas' rookie camp this past spring.

Taylor completed his career as the Owls ranked second in receiving yards (2,585) and receiving touchdowns (20) and third in receptions (175) while Hull moved into the Owls season top 10 by catching a team-leading eight scoring tosses in 2014.

This season, Lynch will be looking to have senior Dennis Parks pick up where he left off in the Hawai'i Bowl, when he topped 100 yards for the first time in his career. He is the leading active receiver on the squad with 65 career catches for 1,009 yards and five touchdowns. He will be joined in the rotation by junior Zach Wright (25/299/3) and sophomore James Mayden, who showed a flair for the explosive play by averaging 32.7 yards on his seven catches as a true freshman.

Rice's drive to the 2013 C-USA Championship was highlighted by the big play production of Taylor and Parks. Three of Taylor's eight touchdown receptions were from 60 yards out or longer, including a 75-yard bomb from Taylor McHargue that

set a C-USA Championship game record. Parks led the team by averaging 17.5 yards per catch while finishing second to Taylor in catches and receiving yards.

Taylor emerged as a vital component of the Owls 2012 air attack, punctuated by his record-setting effort in the Armed Forces Bowl. He set a Rice bowl game record with 153 yards and three touchdowns on nine receptions to earn Rice MVP honors in the game. Lynch also guided the transition of Sam McGuffie from running back to receiver and the senior responded with 54 receptions and five touchdowns.

Lynch joined the Rice coaching staff on Feb. 22, 2011 after six seasons at Indiana where he developed some of the most productive receivers in Hoosiers' history.

In 2010 his top three receivers, Damarlo Belcher (78/832/4), Terrance Turner (67/681/3) and Doss (63/706/7 touchdowns) topped 60 catches and 700 yards and the unit set a school record with 3,446 total yards.

In 2009, Tandon Doss became Lynch's second All-Big Ten receiver as he earned first team honors (media) and second team recognition from the league's coaches.

As sophomores in 2009, Doss and Belcher became the first duo in IU history to each collect 60-plus receptions and 700-plus yards in a season. Their 138 combined catches rank first in Hoosier lore and 1,732 yards sit second.

Doss finished second in the Big Ten in yards per game (80.2) and third in the league and tied for 22nd nationally in catches per game (6.64). He closed out the year second on IU's single-season receptions list and fifth in the school's single-season yardage rankings.

The 2008 corps, led by Ray Fisher and Andrew Means, saw four receivers reach 25 receptions and post over 275 yards. It also featured one of the top true freshman duos in IU history - Belcher and Doss.

Fisher and Means, who signed a professional baseball contract with the Cincinnati Reds in 2008, became the 13th and 14th Hoosiers, respectively, to go over

100 career receptions and 1,000 career yards, joining Hardy as wideouts under Lynch to enter the elite club.

Belcher (25/337/2) and Doss (14/186/1) combined for the second-highest receiving yardage total by a true freshman duo in school history.

The 2007 season saw Lynch's wide receivers re-write the IU record books, as they recorded a school-record 3,073 yards. Hardy, who was selected in the second round (41st pick) by the Buffalo Bills, set new school marks with 16 receiving TDs and 79 catches. He finished his career as the school's all-time receiving yardage (2,740), receptions (191) and receiving touchdowns (36) leader. Hardy was a semi-finalist for the Biletnikoff Award, named All-America by five publications and selected first team All-Big Ten.

The 2006 Hoosiers finished third in the Big Ten in receiving yards per game. Hardy was second team All-Big Ten (51/722/10).

In 2005, Lynch tutored Hardy to one of the most prolific debut seasons IU has seen at wide receiver. Hardy finished with 61 receptions (fourth in school history), 10 touchdowns (tied for third all-time) and 893 yards (seventh all-time). In addition, his five 100-yard games were tied for the second most in a season in school history.

One of five assistant coaches that came from Miami (Ohio) University to Indiana, Lynch was the RedHawks' tight ends coach in 2004 and offensive graduate assistant in 2002-03. During his tenure in Oxford, Lynch assisted with a potent offense that led the nation at 43.0 points per game in 2003.

He spent his undergraduate years as a wide receiver and three-year letter winner at Ball State University, where he graduated with a bachelor's degree in education in 2002. He led the Cardinals with 40 receptions his senior year. He also lettered three years in basketball, including the 2000-01 and 2001-02 seasons for then-BSU head coach and current Indiana assistant basketball coach Tim Buckley.

Billy and his wife, Carla, have four children, daughter Lindsey (9), and sons, Max (7), Ryan (6) and Michael (2).



CHRIS THURMOND

DEFENSIVE COORDINATOR CORNERBACKS FIFTH SEASON

Chris Thurmond enters his fourth season as Rice's Defensive Coordinator and his fifth year overall coaching the Owls' cornerbacks.

In an era of astronomical passing numbers that have sent defensive averages spiraling, Thurmond's defenses have been a major factor in the Owls surge to the 2013 Conference USA Championship, three consecutive bowl berths for the first time in school history as well as the best win totals in school history over the past three seasons.

After a stretch of eight seasons when opponents averaged 465 yards per game, Rice has fashioned back-to-back years in which it has held opponents under 400 yards per game. The Owls allowed 385.5 in 2014 after finishing with 364.1 in 2013 for an average of 375 yards per game. They finished 30th in the country in total defense in 2013, their highest finish since 1994 when they finished 25th.

They have held 11 opponents to under 20 points over the past two years after holding just 13 teams to that figure in the previous combined nine years. Their average of 24.2 points per game was a drop of nearly nine from 2011 and the best by the Owls since 1991 (23.7).

The 2015 Owls were one of the nation's best in 4th down defense, holding opponents to a 25% success rate (5/20) and ranked 21st by holding opposing passers to a quarterback rating of 148.7.

This past spring, Bryce Callahan was signed by the Chicago Bears, joining

2014 draftee Phillip Gaines (3rd round/ Kansas City) as the latest in a long line of corners who have elevated their play under his direction. Thurmond saw Gaines finish second in the country in pass breakups as a junior and enter his senior year as the preseason defensive player of the year in the conference.

Thurmond originally joined the staff on Feb. 22, 2011, after spending the previous three seasons at Kentucky. In his first year with the Owls, Thurmond guided his younger corners through the challenge of early-than-expected playing time due to injuries to the veterans. At the end of the season, Callahan had earned Freshman All-America and Conference USA All Freshman honors after picking off six passes to lead the nation and defending 15 passes.

In his three seasons at Kentucky, the Wildcats advanced to bowl games each season -Liberty Bowl (2008), Music City Bowl (2009) and the BBVA CompassBowl (2010).

Thurmond had student-athletes go on to sign National Football League contracts two straight seasons. Kentucky cornerback Trevard Lindley earned second-team All-America honors in 2008 and established a UK career record for pass breakups. Despite being sidelined for much of his senior season in 2009, Lindley repeated All-SEC honors in 2009 and was drafted by the NFL's Philadelphia Eagles.

Defensive backs coached or recruited by Thurmond have been a part of three Super Bowl championship teams. Both Anthony Madison (Pittsburgh Steelers) and Roman Harper (New Orleans Saints), who Thurmond recruited to the University of Alabama, were members of Super Bowl XLIII and XLIV championship teams in 2009 and 2010, respectively. Thurmond also coached Green Bay Packer Charlie Peprah, who was part of the Super Bowl XLV championship team in 2011.

Between stints at Alabama (2001-02) and Kentucky (2008-10), Thurmond coached five seasons in the state of Texas. Highlighted by a trip to the Cotton Bowl following the 2004 season, he was the cornerbacks coach at Texas A&M from 2003-05.

He coached cornerbacks and was the recruiting coordinator for two seasons at the University of Houston (2006-07). He helped the Cougars advance to the 2006

Liberty Bowl and in 2007 was the interim head coach for UH when the team played in the Texas Bowl after head coach Art Briles became the coach at Baylor.

While at Houston, he coached cornerback Willie Gaston who was a second-team All-Conference USA selection and went on to play for the Baltimore Ravens.

During his two seasons coaching the cornerbacks at Alabama, the Crimson Tide won the 2001 Independence Bowl. The 2002 Alabama team led the SEC and ranked third nationally in total defense, posting the best record in the SEC Western Division. Eight Alabama players he either coached or recruited signed National Football League contracts.

Thurmond has also worked at Tulsa (1983-91, 1994), East Carolina (1992-93), Texas Christian (1995, 1998-2000) and Oklahoma (1996-97), coaching the cornerbacks or entire secondary unit during each of the stints.

During his second term at TCU, Thurmond helped guide the Horned Frogs to the 2000 Western Athletic Conference co-championship. TCU led the nation in scoring defense and total defense while ranking third in pass efficiency defense.

While at Tulsa in 1991, the Golden Hurricane ranked among the nation's leaders in pass defense efficiency. Tulsa capped the season with a win in the Freedom Bowl.

Thurmond has coached in 15 bowl games during his career and has coached or recruited numerous athletes who have gone on to play in the NFL including Gaines, Madison, Harper, Peprah, Lindley and Mark Anderson (Houston Texans).

A native of Sand Springs, Okla., Thurmond graduated from the University of Tulsa in 1975. He spent seven years as a high school coach in Oklahoma including head coach at his alma mater, Charles Page High School, before entering the college ranks. In 2015 he was inducted into Sand Springs Athletic Hall of Fame.

Thurmond's wife Paula and daughter Paige live in Little Rock, Ark.



LARRY HOEFER SAFETIES FOURTH SEASON

Texas native and longtime defensive coach Larry Hoefer is in his fourth year of coaching the talented group of Rice safeties. He joined David Bailiff's staff on February 6, 2012.

Hoefer's safeties have played a major role in the Owls defensive improvements that have sparked the Owls success over the past three years as the Owls have gone to three consecutive bowls, posted the most wins over that stretch in school history and captured the 2013 Conference USA title.

As a group, the Owls defensive backfield has picked off 25 passes over the last two years, while breaking up a total of 121 passes. They have held opponents to under 220 yards per game and opposing passers had an efficiency rating of 126.5. In 2015 he will debut a younger group of safeties after the graduation of stalwarts Julius White, Jaylon Finner, Malcolm Hill and Gabe Baker, but a group that saw extensive playing time in 2015 to prepare for their starting opportunity this season.

In Hoefer's first year on South Main, the Owls safety corps overcame the loss of two-year starter Corey Frazier at the start of the season as Paul Porras put together his best season and Julius White stepped into the void and finish third on the team in tackles. Porras led the Owls with 93 tackles while he and White shared the team lead with a pair of interceptions. The Owls safeties combined with the cornerbacks to hold opponents to only 21 touchdown passes, the fewest since 2005.

A veteran of 37 years of coaching, Hoefer came to Rice after eight seasons at Baylor where he coached both the safeties (2003-07) and linebackers (2008-10). Hoefer, who came to Baylor in 2003 with Guy Morriss from Kentucky, served as Baylor's defensive coordinator and safeties coach in 2007. He coached at least one All-Big 12 performer every year.

In his first year at Baylor, Hoefer coached the Bears' leading tackler in Maurice Lane, who had 129 stops at free safety en route to honorable mention All-Big 12 honors, and Derrick Cash, the team's fourth-leading tackler as a strong safety. Another pupil, weak safety Willie Andrews, led the team in interceptions and was third on the squad in tackles.

In 2004, Andrews earned first-team All-Big 12 honors as a safety from the Dallas Morning News and as a return specialist from the league's coaches, while Lane garnered first-team all-conference recognition from the San Antonio Express-News. Lane again paced the squad in tackles, while Andrews again ranked third in tackles and had a team-high three sacks.

Lane led the Bears in tackles for the third consecutive year in 2005 en route to first-team All-Big 12 honors from both The Associated Press and the Dallas Morning News. Andrews earned first-team All-Big 12 recognition from the league's coaches as a safety and was later selected in the seventh round of the 2006 NFL Draft.

In 2006, strong safety Maurice Linguist and free safety Dwain Crawford both earned honorable mention All-Big 12 honors from the league's coaches. Jordan Lake was a consensus second-team All-Big 12 selection as a free safety in 2007 after leading the Bears with 120 total tackles.

In 2008 Hoefer coached linebacker Joe Pawelek, who ranked seventh nationally in both tackles (10.7 per game) and interceptions (0.5 per game) - the only player nationally ranked in the top 10 of both categories. Pawelek was named an All-American and consensus All-Big 12 player.

Hoefer spent two seasons as safeties coach on Morriss' Kentucky staff before making the move to Waco. He went to UK from Texas-El Paso, where he was defen-

sive coordinator and linebackers coach for the 2000 season. The Miners posted an 8-3 regular season record, were WAC co-champions and played in the Humanitarian Bowl. The bowl game marked Hoefer's sixth as a coach, in addition to four at Texas Tech and one (1988) during his previous stint at UTEP.

Using an eight-man front under Hoefer's guidance, UTEP reduced its rushing yards allowed from 208.2 yards per game in 1999 to 153.8 ypg in the 2000 season. UTEP held five of its league opponents under 100 yards rushing. The Miners also ranked 19th nationally in pass efficiency defense.

Hoefer worked for coach Spike Dykes at Texas Tech from 1994-99, where he coached the outside linebackers. Tech was bowl-eligible every season and played in the Cotton, Copper, Alamo and Independence bowls during Hoefer's tenure. Among his pupils were Marcus Coleman, a first-team All-American in 1995 and Ty Ardoin, each of whom played in the NFL. Hoefer also coached All-Big 12 picks Robert Johnson and Jody Brown. Tech ranked first in the nation for takeaways over a five-year period from 1993-97.

Hoefer had multiple responsibilities as an assistant at Missouri from 1989-93, working his way up from receivers coach to defensive coordinator and assistant head coach. His first term at UTEP, from 1982-88, was capped by a 10-win season and a berth in the 1988 Independence Bowl.

A native of Abilene, Texas, Hoefer stayed in his hometown and played defensive back at McMurry University, graduating in 1973. He was team captain and earned the squad's MVP honor.

Hoefer's first coaching stop was at Tarleton State from 1974-75 as a graduate assistant working with the defensive backs. He went on to coach at Big Spring (Texas) High School in 1976 and Abilene (Texas) High from 1977-80. Hoefer coached at West Texas State in 1981 before joining the UTEP staff for the first time.

Hoefer and his wife, Kathy, have three children and seven grandchildren.



MICHAEL SLATER

DEFENSIVE LINE FOURTH SEASON

Michael Slater returns for his fourth season of coaching the Rice defensive line.

In his first three seasons, Slater has seen his defensive front become a disruptive force that has been instrumental in the Owls unprecedented success, overcoming multiple challenges thanks to the ability of his reserves to step into productive roles.

This past April, Slater saw Christian Covington selected by the Houston Texans, becoming the third Owls defensive line product to be drafted in his combined tenure on South Main. As a GA at Rice from 2009-11, Slater mentored future pros Cheta Ozougwu and Scott Solomon. In addition, 2014 senior Zach Patt earned an invitation to the Arizona Cardinals rookie camp.

In 2015, Slater welcomes back All C-USA Freshman selection Graysen Schantz in addition to Stuart Mouchantaf, who combined with Covington in 2013 on the interior before he was forced to sit out last season while recuperating from an injury. Those two are joined by senior Ross Winship as the most experienced members of the front wall.

Slater's front wall led the charge in 2014 as Rice set a school record with 39 sacks, and Patt set a single-game mark with five vs. FIU. In his first three seasons at the helm of the Rice defensive front, Slater's group has combined for 72 of the Owls 87 sacks, forced 19 fumbles and recovered 10.

No stranger to the Rice campus, Slater served for three seasons at Rice as a defensive graduate assistant, earning a Master's of Liberal Studies degree during his tenure while working with the defensive line. After his graduation in the spring of 2011, Slater spent one season as the Defensive Line coach at Angelo State before returning to Rice.

Slater coached at the high school level in the Houston area for 12 years, first at Alief Hastings for five seasons and most recently at Alief Taylor for seven years. He coached the defensive line and also coordinated special teams. As the defensive line coach at Taylor, he coached future Owl and Chicago Bear Cheta Ozougwu.

He began his coaching career while attending Southwest Texas State (now Texas State), where he served as a student assistant coach in 1993 before graduating with a degree in Agriculture/Animal Science.

Slater has one son, Kyle.



DAVID SLOAN TIGHT ENDS RECRUITING COORDINATOR SIXTH SEASON

Former All-Pro tight end David Sloan enters his fourth season of coaching the Owls tight ends in 2014, continuing to build the brand of the position inside the Rice offensive attack.

In 2014, Sloan was forced to shuffle his lineup as returning starter Connor Cella was lost to an injury. However thanks to solid contributions by Cole Hunt and Robby Wells in Cella's absence in addition to Cella's return to health as well as the incorporation of Luke Turner into the several offensive sets, Sloan heads into 2015 will multiple options.

While Sloan was juggling his lineup in 2014, one of his two tight ends to be drafted in 2013 continued to make a name for himself in 2014.

Luke Willson, who joined with Vance McDonald to allow Rice to match Stanford as the only schools to produce a pair of tight end draft picks in 2013, helped spark Seattle to a return trip to the Super Bowl. He caught a game-winning touchdown in the final minute vs. Carolina and then a game-tying, two-point conversion from

Russell Wilson during the Seahawks comeback playoff win over Green Bay.

Willson became the sixth Owl to win a Super Bowl ring, starting for Seattle in Super Bowl XLVIII and catching a pair of passes for 17 yards against Denver. Willson met McDonald in the NFC title game. McDonald was taken in the second round (55th overall) by the 49ers, the highest draft selection for Rice since Bert Emanuel (a former teammate of Sloan's) in 1994.

McDonald, who saw his 2014 playing time with San Francisco limited by an injury, finished his career ranked in the Owls top ten in receptions, receiving yards and receiving touchdowns and became the first Owl since ND Kalu in 1996 to be invited to play in the Senior Bowl. Willson was a four-year starter who was drafted by the Toronto Argos of the CFL prior to his senior year and was a standout in the NFLPA Collegiate Bowl.

Sloan is in his sixth season overall at Rice, having come to campus as a graduate assistant and also serving in a quality control position. When Sloan joined the Owls in 2010, he reunited with Rice head coach David Bailiff, who was on the staff at the University of New Mexico in 1993 when Sloan signed with the Lobos out of junior college.

A two-time Academic All-Conference selection while playing basketball at Fresno City College from 1990-91, Sloan made the jump to football in the fall of 1992.

He caught the eye of Bailiff after catching 13 passes for 254 yards and 4 touchdowns. He signed with New Mexico and earned All-WAC Honorable Mention as a junior in 1993. He improved on that effort as a senior, earning first-Team All-WAC honors and was named one of the Lobos' team co-captains after catching 24 receptions for 320 yards and 1 touchdown during his senior campaign.

After his senior year, he played in the Blue Gray All-Star Game, Senior Bowl and participated in NFL Scouting combine in Indianapolis.

Sloan was selected in the third round of the 1995 by the Detroit Lions and became a starter midway through his rookie season and the Lions won seven straight to earn a playoff spot. He enjoyed his best season in 1999, when he earned a spot in the Pro Bowl after catching 47 passes for 591 yards and four touchdowns as the Lions again reached the playoffs. Sloan started for the NFC in the 2000 Pro Bowl and was named as an alternate in 2001. He led the Lions with seven touchdown passes in 2001. He was signed by New Orleans in 2002 and retired after the 2003 season. He finished his NFL career with 199 receptions, for 2251 yards and 17 touchdowns including seven catches for 100 yards and two touchdowns in three playoff games.

He has two daughters: Trinity (11) and Bentley (9).



ANTHONY STEWARD

RUNNING BACKS SECOND SEASON

A.J. Steward was promoted to running backs coach on March 7, 2014 after spending the previous two seasons as an offensive graduate assistant.

In his first year at Rice, Steward saw underclassmen Jowan Davis and Darik Dillard step into the void created by the departed Charles Ross, rushing for a combined 1,608 yards and 17 touchdowns.

Steward originally joined the staff prior to the 2012 season as a GA after graduating from the University of Kansas with a BSE in Health and Physical Education.

Steward was a four-year letterman at Kansas. Originally recruited as a quarterback, Steward found his first playing time as a wide receiver before switching to tight end. He was a member of the 2008 Orange Bowl Championship team, earning the Otto Schnellbacher Scout Team Player of the Year as a quarterback, as well as the 2008 Insight Bowl champions.

He was a four-time member of the Athletic Director's Honor Roll.

Steward and wife Virginia make their home in Houston.



RONNIE VINKLAREK OFFENSIVE LINE SEVENTH SEASON

Ronnie Vinklarek enters his seventh season of coaching the Rice offensive line, having joined the Owls' football staff on February 28, 2009.

Vinklarek faces a rebuilding effort in 2015 after seeing three seniors who started all 13 games in 2014 graduate, but his efforts will be anchored by seniors Caleb Williams (39 career starts) and consensus preseason All C-USA pick Andrew Reue (26 starts). Sophomore Peter Godber is slated to step into one starting spot at guard after playing in 12 games as a reserve as a redshirt freshman. Junior Spencer Stanley emerged from the spring as the leading contender to replace Matt Simonette at center, while redshirt freshman Calvin Anderson head the depth chart at left tackle.

Two of Vinklarek's three graduating 2014 seniors, Ian Gray (Bears) and Nico Carlson (Cowboys), found their way into NFL rookie camps this past spring.

Vinklarek is no stranger to the Houston area or Conference USA. He coached the linemen at the University of Houston from 1988-

93 and at SMU from 2004-07. He also coached at the high school level in Houston, coaching the defensive line at Spring Branch High School in 1983 and was the offensive coordinator at Clear Lake High School 1994 in a district championship season and at Conroe High School in 1996.

While at Houston, he mentored the offensive line that protected Andre Ware during his Heisman Trophy winning season (1989) and was selected to coach in the 1990 Blue-Gray Game after helping UH to a 10-1 season. He originally came to Houston as a graduate assistant under former Houston Oilers and Washington Redskins head coach Jack Pardee and was promoted to full-time assistant in 1990.

Vinklarek coached in the NFL for three seasons. He broke into the league in 2000 with the Tennessee Titans as their defensive quality control, linebackers and special teams coach. He moved on to the Buffalo Bills in 2001 and coached their offensive line for two seasons. In 2002 the Bills offensive line paved the way for a 4,359-yard passer in Drew Bledsoe, a 1,439-yard rusher in Travis Henry and two 1,200-yard-plus receivers in Eric Moulds and Peerless Price.

Prior to joining the Owls, he coached the offensive line for the Edmonton Eskimos of the CFL. He broke into the coaching ranks as the seventh and eighth grade coach at Hill Country Middle School after graduating from Southwest Texas in 1981. From 1983 to 1984, was the defensive line coach for Spring Branch High School in Houston before becoming the defensive coordinator at Marble Falls (Tex-

as) High School from 1984-86.

He also served as offensive line coach at Oklahoma State (1998 & 1999), Valdosta State (1997), Middle Tennessee State (2003) as well as with the CFL's Birmingham Barracudas (1995).

A Flatonia, Texas, native, Vinklarek is married to the former Marianne Britz. The couple has two sons, Trevor and Trent.



**SAM
BENNETT**
OFFENSIVE GRADUATE ASSISTANT
SECOND SEASON

Sam Bennett is in his second year with the Owls and serves as a graduate assistant on offense.

Bennett joined the Owls after working in private business for one year. He coached football, basketball and track at Scoggins Middle School in Frisco for one year after graduating from Texas Tech in December of 2010.

The son of former SMU head coach and current Baylor defensive coordinator Phil Bennett, Sam Bennett was a two-year letterman at SMU as a deep snapper, earning All C-USA Freshman honors in 2006.

He graduated from Highland Park High School where he was a starter on the Scots' 15-0 state championship squad. He played on the offensive line, blocking for future Detroit Lions quarterback Matthew Stafford as well as handling the deep snapping chores.

Bennett is single and lives in Houston.



**SEAN
EDMONDSON**
DEFENSIVE GRADUATE ASSISTANT
FOURTH SEASON

Sean Edmondson is in his third year with the Owls and serves as a graduate assistant on defense.

Edmondson joined the Owls immediately after graduating from Texas State in 2012. He was a quality control coach in his first year before switching to a defensive GA in 2013.

He was a two-year letterman as a wide receiver at Allen High School and walked on at SMU. He transferred to Texas State where he served as a volunteer coach while completing his degree, majoring in Geography and minoring in Political Science.

The son of Owls' quarterback coach and co-offensive coordinator Larry Edmonson, Sean Edmondson and new wife Maddie make their home in Houston.



**JOE
JOHNSON**
OFFENSIVE GRADUATE ASSISTANT
THIRD SEASON

Joe Johnson joined the Rice Football staff as a quality control coach in August of 2013 and became an offensive graduate assistant in the spring of 2014.

Originally from Plano, Johnson played in high school at Plano West and then moved on the University of North Texas where he was a four-year letterman and a four-year starter at center under Todd Dodge and Dan McCarney. He was named to the 2008 Sun Belt All-Freshman team and was the Mean Green Offensive Line-man of the Year. He was voted as one of the Mean Green team captains in 2011.

A member of the Sun Belt Conference Honor Roll, he graduated in 2011 with a degree in Sociology and a minor in marketing and management.



FRANK OKAM

**DEFENSIVE GRADUATE ASSISTANT
SECOND SEASON**

Frank Okam joined the Rice staff in the spring of 2014 as a defensive graduate assistant after completing his career in the NFL.

Okam was a four-year letterman at defensive tackle at Texas, where he earned All-America and All Big 12 honors. He earned freshman All-America honors from The Sporting News in 2004 and was an All Big 12 selection in 2006 (first team) and 2007 (second team). He was a starter for the Longhorn's 2005 BCS Champions and was credited with a pair of tackles, including a sack, vs. USC in the Rose Bowl.

He was drafted in the fifth round of the 2008 draft by the Houston Texans and played with them for three seasons. He was waived during the 2010 season and was signed by Seattle. He also played with Tampa Bay and saw his final league action when he was in training camp with the New York Giants in 2013.

Okam graduated from Texas in 3 1/2 years with a degree in Sport Management while minoring in Business. He attended Lake Highlands High School in Dallas where he was a Parade and US Army All-American and graduated in the top 5 percent of his class.



ELI WICKLUND

**QUALITY CONTROL
SECOND SEASON**

Eli Wicklund joined the Rice staff in 2014 as quality control coach.

He came to Rice after one season at North Park University in Chicago where he coached defensive backs. In 2013, the Vikings ended a 13-year conference drought with three conference victories and had their best finish in the conference since 1971. During 2013, he coached junior cornerback Phillip Pendleton to 2nd team All-Conference honors. He also served as the team's video coordinator and equipment manager.

He joined the Vikings from Miami University where spent eight seasons with the Redhawks in a variety of roles, most recently as the defensive graduate assistant where he worked with the defensive backs and linebackers.

A 2009 graduate of Miami, Wicklund joined the staff that same year in dual positions with Mike Haywood's staff as recruiting and defensive intern. He began with the Redhawks in 2005 as a freshman video staff volunteer. He graduated from East Jessamine High School in Nicholasville, Ky.



JOHN SIMMONS

**EVENTS SPECIALIST
ASST. RECRUITING COORDINATOR/
SECOND SEASON**

John Simmons joined the Rice Football staff on August 1 as the Owls' Assistant Recruiting Coordinator and Events Specialist.

Simmons serves as David Bailiff's assistant, handling all special events for the football team while also assisting David Sloan in the execution of the Owls recruiting efforts.

A 2014 graduate of UTSA with a degree in Public Relations, he was a member of the Roadrunners football team in their initial seasons. He was a walk-on quarterback who played in four games during UTSA's inaugural campaign and in two games in 2012 as a quarterback. He shifted to wide receiver after earning a scholarship in his final season.

Simmons earned second-team All-District 26-5A honors as a senior after throwing for 2,150 yards and rushing for another 978 at New Braunfels High School while leading the team to an 11-4 record and a spot in the Class 5A Division II semifinals that fall. He was coached by Chuck Caniford. Simmons also played basketball and was a state qualifier in track & field.

Simmons is single and makes his home in Houston.



**KEVIN
YOXALL**
STRENGTH & CONDITIONING COACH
SECOND SEASON

Kevin Yoxall assumed duties as Rice's Head Strength & Conditioning Coach in January 2014.

A veteran of 26 years on the collegiate level, Yoxall comes to Rice after spending one year supervising the strength and conditioning programs at Strake Jesuit School in Houston. Prior to Strake, Yoxall was the Head Strength and Conditioning Coach at Auburn for 14 years.

Yoxall earned his undergraduate degree from East Texas State and began his coaching career in 1987 at TCU as a graduate assistant. Two years later after earning his Master's in Physical Education, he was promoted to the head strength coaching position with the Horned Frogs. He left Fort Worth in 1992 to take over the conditioning programs at Minnesota, then moved west in 1996 to guide the strength and conditioning program at UCLA before moving on to Auburn in January of 1999.

Yoxall set a collegiate regional record-holder for power lifting in 1982, and was named a Collegiate All-American power lifter in 1983. He was named Collegiate Strength and Conditioning Coach of the Year by the Professional Football Strength and Conditioning Coaches Society in 2005, and the Pac-10 Strength and Conditioning Coach of the Year in 1998. Yoxall received his profession's highest honor in 2002 when the Collegiate Strength and Conditioning Coaches Association named him "Master Strength and Conditioning Coach".

He and his wife Nancy have two children, Collin and Marlee.



**JERRY
PICKLE**
**ASSISTANT ATHLETIC DIRECTOR/
FOOTBALL OPERATIONS**
SEVENTH SEASON

Jerry Pickle joined the Rice staff in June of 2008 as the Assistant AD for Football Operations.

He came to Rice after 24 years at Baylor, including the last 13 as the director of football operations. He joined the Baylor program full-time in 1986 as recruiting coordinator and administrative assistant to Hall of Fame coach Grant Teaff.

In his current role, Pickle handles administrative responsibilities for the Rice football program.

His broad range of responsibilities include team travel, on-campus recruiting, roster upkeep, compliance, camps/clinics, golf tournaments, coaches/players tickets, academics, banquets, walk-on programs and game-day duties. Pickle also serves as the NFL liaison and is a liaison for the program with various athletic and university departments.

Pickle began his coaching career at the high school level and then coached five years in the college ranks in Mississippi and Missouri before going to Baylor.

He has both bachelor's (1976) and master's (1980) degrees in health, physical education and recreation from Delta State in Cleveland, Miss., where he lettered in football and track.

Pickle is married to the former Julie Turner and they have two sons, Matthew and Jonathan.



CHUCK POOL

ASSISTANT ATHLETIC DIRECTOR/ ATHLETIC COMMUNICATIONS TENTH SEASON

A veteran of 30 years on the Houston sports scene, Chuck Pool heads into his 10th year at the head of the Owls' publicity efforts.

He assumed his duties on August 23, 2006 when he became the third person to hold the Sports Information Director title at Rice, following Bill Whitmore (1950-84) and Bill Cousins (1984-2006). Pool guides athletic communications and publicity efforts for the Owls while serving as the primary contact for football as well as men's and women's tennis.

Pool and his staff were honored this past year by the Football Writers' Association of America as one of their Super 11 Sports Information staffs.

In his time at Rice, he has coordinated the Owls efforts to move their media information away from printed materials as well as developing a broader overall reach through sport-specific Facebook and Twitter initiatives with a heavy emphasis on video.

In 2011, he oversaw the redesign and relaunch of Riceowls.com while also writing and co-producing a five-part documentary on the 100th season of Rice Football. In 2010, he assumed administrative responsibility of the Owls' video productions and oversaw the creative aspects of *Owls Insider*, a half-hour show on Fox Sports Houston. That same year he was responsible for the expansion of OwlVision's baseball webcast production as well as the first-ever webcast of the C-USA outdoor track and field championship.

In 2006, his publicity efforts enabled a previously unknown sophomore wide receiver, Jarett Dillard, to become one of three finalists for the Biletnikoff Award finalist. In 2008 Dillard became Rice's first Football Writers All American in 50 years.

He served as Media Coordinator for the 2010 and 2015 NCAA Men's South Basketball Regionals at in Houston. He was Local Media Coordinator for the 2011 Men's Final Four and will reprise that role in 2016.

Pool, 57, joined the Owls after spending the previous four years running his own public relations company, Laysan Communications, which specialized in proactive sports-related public and media relations. His primary clients included the Rotary Lombardi Award, which honors the top linemen in college football, and the Roger Clemens Award, which was presented to the top pitcher in college baseball. Laysan also provided media services to the Houston Super Bowl Host Committee, the Harris County-Houston Sports Authority and USA Football.

He first came to Houston in 1985 when he joined the Houston Astros as the assistant director of public relations. He remained with the Astros through the spring of 1992 when he was selected to create the media relations department of the expansion Florida Marlins. He returned to the Astros in 1998 before entering private business in 1999.

Pool is a 1980 graduate of the University of Nebraska where he played freshman football (1977). He joined the Huskers' SID department as a student assistant and was named Publications Coordinator/Sports Information Assistant upon graduation.

During his time at Nebraska, he was part of publicity efforts that garnered a Heisman Trophy, three Outland, two Rotary Lombardi Award winners and 10 consensus All-America selections in football. He also headed up publicity efforts for the Huskers' gymnastics and swimming programs, and served as media coordinator for three NCAA men's gymnastics and one NCAA women's swimming and diving championship.

He is a member of the FWAA and the College Sports Information Directors of America (CoSIDA). He is a past president of Pearland Little League and has served on the Advisory Council of the Rotary Lombardi Award.

Pool and wife Laura reside in Pearland. They have four children, Kevin (26, who received his degree from Rice in 2011 and coaches football at Ft. Bend Austin HS), Cameron (22, who is serving his country as a Lance Corporal in the Marines) Kelli (21, who attends Lamar University where she is a student athletic trainer) and Courtney (17, who is entering her senior year at Pearland HS).



**SCOTT
McGONAGLE**
**ASSOCIATE ATHLETIC DIRECTOR/
SPORTS PERFORMANCE**
FIFTH SEASON

Scott McGonagle was named the Associate Athletic Director for Sports Performance July 1, 2013. He originally joined the Owls at the start of the 2012 campaign.

Overseeing the strength and conditioning staff along with the athletic training staff. He is in his second season as the Rice head football athletic trainer. McGonagle and his staff are responsible for the year-round health care of all athletes along with his direct duties with the football student-athletes. He is in his 34th year as a certified athletic trainer.

A native of Scott City, Kan., McGonagle became a part of the Rice Sports Medicine staff as head football athletic trainer in August of 2012. He oversees a staff of twelve full-time athletic trainers, seven strength and conditioning coaches and a number of students. He works in conjunction with one of the nation's most respected staffs of physicians to assure the finest medical care for Rice student-athletes.

McGonagle's extensive experience includes 17 seasons as the Head Athletic Trainer at the University of Miami (FL) (1995-2012) and 13 seasons as Head Athletic Trainer at the University of Tulsa (1982-1995), one year as the head athletic trainer at Crowley (Texas) High School (1981-82) and one year as head athletic trainer at Sahuarita High School (1980-81). While in Miami Scott participated in 12 bowl games, played for two National Championship games while winning the 2001 National Championship in the Rose Bowl with the football team.

McGonagle began his collegiate athletics career as a student trainer at the University of Kansas from 1977 to 1980. During that time, McGonagle worked as a student athletic trainer for the Kansas City Chiefs in the 1978, 1979 and 1981 seasons.

He received his bachelor of science from the University of Kansas in 1980. He later added a master's of science from the University of Arizona in 1981. Hobbies include Photography as he has his own website (www.ibishawkimages.com). McGonagle and his wife, Lynette, have a son, Matthew and a daughter, Megan who is married to Brandon. Matthew and his wife Kelli have four young daughters.



**SHAWN
READY**
**ASSOCIATE HEAD FOOTBALL
ATHLETIC TRAINER**
THIRD SEASON

Shawn Ready is entering his second year with the Rice football athletic training staff as an Associate Athletic Trainer. He joined the Owls from Coffeyville Community College in Coffeyville, Kansas where he was the Head Athletic Trainer covering all 17 NJCAA sports.

Reedy is a native of Mason, Illinois and has a Bachelors of Sciences in Kinesiology and Sports Studies with a concentration in Athletic Training from Eastern Illinois University. During his time at EIU he interned with the New England Patriots and Biomax Rehabilitation along with the sports medicine assignments given.

He moved on to Texas State University-San Marcos where he received his Masters of Sciences in Athletic Training working with baseball and assisting with cheer and dance. While in San Marcos he worked with the Justin sports Medicine Team at the San Antonio Rodeo and Stock Show as well as conducted his Graduate research on bull riders and center of gravity with JST.

Shawn is an avid outdoorsman enjoying hunting, fishing, rock climbing, kayaking and any other extreme sports.

2015 RICE FOOTBALL RESULTS

Date	Opponent	W/L	Score	Record	C-USA	Attend.
A 30	at #17 Notre Dame	L	17-48	0-1-0	0-0-0	80,795
S 13	at #7 Texas A&M	L	10-38	0-2-0	0-0-0	103,867
S 20	e OLD DOMINION	L	42-45	0-3-0	0-1-0	17,558
S 27	e at Southern Miss	W	41-23	1-3-0	1-1-0	24,756
O 4	HAWAI'I	W	28-14	2-3-0	1-1-0	17,465
O 11	at Army	W	41-21	3-3-0	1-1-0	37,011
O 25	e NORTH TEXAS	W	41-21	4-3-0	2-1-0	18,430
N 1	e at FIU	W	31-17	5-3-0	3-1-0	12,097
N 8	e UTSA	W	17-7	6-3-0	4-1-0	21,195
N 15	e at #21 Marshall	L	14-41	6-4-0	4-2-0	30,680
N 21	e UTEP	W	31-13	7-4-0	5-2-0	18,164
N 29	e at Louisiana Tech	L	31-76	7-5-0	5-3-0	18,029
D 24	& vs Fresno State	W	30-6	8-5-0	5-3-0	25,365

e Denotes Conference USA Game
& Hawai'i Bowl
Honolulu, Hawai'i

TEAM STATISTICS	Rice	Opp
SCORING	374	370
Points Per Game	28.8	28.5
Points Off Turnovers	55	44
FIRST DOWNS	252	256
Rushing	117	111
Passing	120	124
Penalty	15	21
RUSHING YARDAGE	2181	1983
Yards gained rushing	2498	2383
Yards lost rushing	317	400
Rushing Attempts	571	460
Average Per Rush	3.8	4.3
Average Per Game	167.8	152.5
TDs Rushing	22	19
PASSING YARDAGE	3009	3034
Comp-Att-Int	204-352-8	226-414-9
Average Per Pass	8.5	7.3
Average Per Catch	14.8	13.4
Average Per Game	231.5	233.4
TDs Passing	25	27
TOTAL OFFENSE	5190	5017
Total Plays	923	874
Average Per Play	5.6	5.7
Average Per Game	399.2	385.9
KICK RETURNS: #-Yards	34-667	25-686
Average	19.6	27.4
PUNT RETURNS: #-Yards	13-99	29-237
Average	7.6	8.2

TEAM STATISTICS	Rice	Opp
INT RETURNS: #-Yards	9-167	8-123
Average	18.6	15.4
FUMBLES-LOST	10-4	19-11
PENALTIES-Yards	77-695	56-504
Average Per Game	53.5	38.8
PUNTS-Yards	68-2853	62-2561
Average Per Punt	42.0	41.3
Net punt average	36.1	38.4
KICKOFFS-Yards	74-4707	72-4437
Average Per Kick	63.6	61.6
Net kick average	38.5	40.9
TIME OF POSSESSION/Game	33:36	26:24
3RD-DOWN Conversions	90/201	77/186
3rd-Down Pct	.448	.414
4TH-DOWN Conversions	5/15	5/20
4th-Down Pct	.333	.250
SACKS BY-Yards	39-273	28-160
MISC YARDS	0	35
TOUCHDOWNS SCORED	48	48
FIELD GOALS-ATTEMPTS	13-20	12-17
ON-SIDE KICKS	0-0	0-0
RED-ZONE SCORES	44-48	35-42
Percent	.917	.833
RED-ZONE TOUCHDOWNS	32-48	27-42
Percent	.667	.643
PAT-ATTEMPTS	47-48	46-48
Percent	.979	.958

RUSHING	GP	ATT	GAIN	LOSS	NET	AVG	TD	LONG	AVG/G
Jowan Davis	13	245	1022	66	956	3.9	6	54	73.5
Darik Dillard	13	134	660	8	652	4.9	11	36	50.2
Driphus Jackson	13	121	588	187	401	3.3	1	43	30.8
Luke Turner	13	23	96	2	94	4.1	3	33	7.2
Brandon Hamilton	11	24	95	3	92	3.8	1	12	8.4
Connor Cella	4	1	8	0	8	8.0	0	8	2.0
Darrion Pollard	9	2	4	0	4	2.0	0	3	0.4
Jayson Carter	2	1	2	0	2	2.0	0	2	1.0
Tyler Stehling	5	8	23	24	-1	-0.1	0	7	-0.2
Nate German	3	1	0	1	-1	-1.0	0	0	-0.3
Team	9	11	0	26	-26	-2.4	0	0	-2.9
Total	13	571	2498	317	2181	3.8	22	54	167.8
Opponents	13	460	2383	400	1983	4.3	19	58	152.5

PASSING	GP	EFFIC	COMP-ATT-INT	PCT	YDS	TD	LG	AVG/G
Driphus Jackson	13	148.92	191-331-8	57.7	2842	24	88	218.6
Tyler Stehling	5	150.82	12-19-0	63.2	159	1	53	31.8
Luke Turner	13	83.60	1-2-0	50.0	8	0	8	0.6
Total	13	148.65	204-352-8	58.0	3009	25	88	231.5
Opponents	13	133.32	226-414-9	54.6	3034	27	75	233.4

RECEIVING	GP	NO	YDS	AVG	TD	LG	AVG/G
Jordan Taylor	10	54	842	15.6	7	88	84.2
Mario Hull	13	32	621	19.4	8	69	47.8
Dennis Parks	12	29	389	13.4	1	53	32.4
Zach Wright	12	25	299	12.0	3	51	24.9
Darik Dillard	13	17	163	9.6	1	58	12.5
Jowan Davis	13	13	108	8.3	0	38	8.3
Luke Turner	13	10	122	12.2	1	26	9.4
James Mayden	10	7	229	32.7	3	81	22.9
Temi Alaka	9	4	56	14.0	0	31	6.2
Cole Hunt	13	4	47	11.8	0	18	3.6
Robby Wells	13	3	45	15.0	0	36	3.5
Cameron Decell	12	2	41	20.5	0	31	3.4
Darrion Pollard	9	2	24	12.0	0	16	2.7
Brandon Hamilton	11	1	18	18.0	0	18	1.6
Connor Cella	4	1	5	5.0	1	5	1.2
Total	13	204	3009	14.8	25	88	231.5
Opponents	13	226	3034	13.4	27	75	233.4

PUNT RETURNS	NO	YDS	AVG	TD	LG
Bryce Callahan	11	77	7.0	0	25
Mario Hull	2	22	11.0	0	20
Total	13	99	7.6	0	25
Opponents	29	237	8.2	0	28

KICK RETURNS	NO	YDS	AVG	TD	LG
Brandon Hamilton	16	365	22.8	0	43
Darik Dillard	5	84	16.8	0	19
Malcolm Hill	3	46	15.3	0	18
Darrion Pollard	3	64	21.3	0	29
Mario Hull	2	37	18.5	0	21
Luke Turner	2	18	9.0	0	18
VJ Banks	2	33	16.5	0	19
Chandler Watkins	1	20	20.0	0	20
Total	34	667	19.6	0	43
Opponents	25	686	27.4	1	100

INTERCEPTION RETURNS	NO	YDS	AVG	TD	LG
Ryan Pollard	2	66	33.0	1	60
Bryce Callahan	2	43	21.5	0	28
Garrett Fuhrman	1	25	25.0	0	25
James Radcliffe	1	5	5.0	0	5
Malcolm Hill	1	0	0.0	0	0
VJ Banks	1	28	28.0	0	28
JT Blasingame	1	0	0.0	0	0
Total	9	167	18.6	1	60
Opponents	8	123	15.4	0	45

FUMBLE RETURNS	NO	YDS	AVG	TD	LG
Malcolm Hill	1	-1	-1.0	0	0
Bryce Callahan	1	6	6.0	0	6
Total	2	5	2.5	0	6
Opponents	1	19	19.0	1	19

PUNTING	NO	YDS	AVG	LG	TB	I20	50+	BL
James Farrimond	68	2853	42.0	67	8	12	14	0
Total	68	2853	42.0	67	8	12	14	0
Opponents	62	2561	41.3	63	4	25	12	0

KICKOFFS	NO	YDS	AVG	TB	OB	RET	NET	YDLN
James Hairston	74	4707	63.6	47	2	686	38.5	26
Total	74	4707	63.6	47	2	686	38.5	26
Opponents	72	4437	61.6	33	3	667	40.9	24

SCORING	TD	FG	POINT AFTER TRIES			PASS	DXP	SAF	PTS
			KICK	RUSH	RCV				
Darik Dillard	12	0-0	0-0	0-0	0	0-0	0	0	72
James Farrimond	0	8-11	25-25	0-0	0	0-0	0	0	49
Mario Hull	8	0-0	0-0	0-0	0	0-0	0	0	48
Jordan Taylor	7	0-0	0-0	0-0	0	0-0	0	0	42
James Hairston	0	5-9	22-23	0-0	0	0-0	0	0	37
Jowan Davis	6	0-0	0-0	0-0	0	0-0	0	0	36
Luke Turner	4	0-0	0-0	0-0	0	0-0	0	0	24
James Mayden	3	0-0	0-0	0-0	0	0-0	0	0	18
Zach Wright	3	0-0	0-0	0-0	0	0-0	0	0	18
Brandon Hamilton	1	0-0	0-0	0-0	0	0-0	0	0	6
Connor Cella	1	0-0	0-0	0-0	0	0-0	0	0	6
Driphus Jackson	1	0-0	0-0	0-0	0	0-0	0	0	6
Ryan Pollard	1	0-0	0-0	0-0	0	0-0	0	0	6
Dennis Parks	1	0-0	0-0	0-0	0	0-0	0	0	6
Total	48	13-20	47-48	0-0	0	0-0	0	0	374
Opponents	48	12-17	46-48	0-0	0	0-0	0	0	370
FIELD GOALS	FG	PCT	1-19	20-29	30-39	40-49	50+	LG	BL
James Hairston	5-9	55.6	0-0	1-2	4-4	0-3	0-0	35	1
James Farrimond	8-11	72.7	0-0	5-5	2-2	1-4	0-0	40	0

ALL-PURPOSE LEADERS	G	RUSH	RCV	PR	KR	LR	TOT	AVG/G
Jowan Davis	13	956	108	0	0	0	1064	81.8
Darik Dillard	13	652	163	0	84	0	899	69.2
Jordan Taylor	10	0	842	0	0	0	842	84.2
Mario Hull	13	0	621	22	37	0	680	52.3
Brandon Hamilton	11	92	18	0	365	0	475	43.2
Driphus Jackson	13	401	0	0	0	0	401	30.8
Dennis Parks	12	0	389	0	0	0	389	32.4
Zach Wright	12	0	299	0	0	0	299	24.9
Luke Turner	13	94	122	0	18	0	234	18.0
James Mayden	10	0	229	0	0	0	229	22.9
Bryce Callahan	13	0	0	77	0	43	120	9.2
Darrion Pollard	9	4	24	0	64	0	92	10.2
Total	13	2181	3009	99	667	167	6123	471.0
Opponents	13	1983	3034	237	686	123	6063	466.4
TOTAL OFFENSE LEADERS	G	PLAYS	RUSH	PASS	TOT	AVG/G		
Driphus Jackson	13	452	401	2842	3243	249.5		
Jowan Davis	13	245	956	0	956	73.5		
Darik Dillard	13	134	652	0	652	50.2		
Tyler Stehling	5	27	-1	159	158	31.6		
Luke Turner	13	25	94	8	102	7.8		
Brandon Hamilton	11	24	92	0	92	8.4		
Total	13	923	2181	3009	5190	399.2		
Opponents	13	874	1983	3034	5017	385.9		

DEFENSE

NO	DEFENDER	GP	TACKLES			TFL/YDS	SACKS NO/YDS	PASS DEFENSE		FUMBLES RCV/YDS	FF	NO	DEFENDER	GP	TACKLES			TFL/YDS	SACKS NO/YDS	PASS DEFENSE		FUMBLES RCV/YDS	FF
			UA	A	TOT			INT/YDS	BrUP						UA	A	TOT			INT/YDS	BrUP		
4	Alex Lyons	13	44	27	71	5.0-26	3.0-22	.	1	2-0	.	98	Connor Johnson	8	4	1	5	2.0-24	2.0-24	.	1	.	1
25	Jaylon Finner	13	54	14	68	0.5-3	.	.	5	.	2	35	Luke Turner	13	4	.	4
26	James Radcliffe	12	32	22	54	6.5-18	.	1-5	2	.	.	6	Driphus Jackson	13	3	1	4
27	Gabe Baker	12	31	19	50	2.0-5	.	.	2	1-0	.	6	Zach Espinosa	12	3	1	4
47	Brian Nordstrom	13	38	11	49	19.5-72	7.5-44	.	3	1-0	1	45	Trevor Jones	13	1	3	4
29	Bryce Callahan	13	39	5	44	4.0-22	1.0-12	2-43	7	1-6	1	34	Joe Ballard	13	3	.	3
46	Nick Elder	12	22	18	40	.	.	.	1	1-0	.	48	Tanyan Farley	11	1	2	3
7	Julius White	11	27	7	34	5.0-17	.	.	7	.	.	21	Nick Uretsky	12	3	.	3
18	Zach Patt	10	25	7	32	11.5-69	9.5-64	.	2	.	3	19	V.J. Banks	10	3	.	3	.	.	1-28	2	.	.
22	Ryan Pollard	13	24	3	27	1.0-2	.	2-66	8	.	.	48	Adrian Jones	6	1	2	3
2	Malcolm Hill	13	19	7	26	2.0-2	1.0-1	1-0	5	1--1	.	49	D.J. Green	13	1	2	3
96	Dylan Klare	13	20	4	24	8.0-45	5.0-39	.	1	.	.	50	Chandler Watkins	12	.	2	2
94	Graysen Schantz	11	16	5	21	7.0-14	3.0-7	.	.	.	2	69	Brad Luvender	7	.	2	2	1-0	.
43	Tabari McGaskey	13	19	2	21	2.0-5	1.0-3	.	2	1-0	.	18	Brandon Hamilton	11	2	.	2
1	Christian Covington	7	14	6	20	3.5-26	2.5-25	.	1	1-0	.	5	James Hairston	13	2	.	2
54	Trey Martin	11	9	10	19	1.0-2	2	James Mayden	10	1	.	1
28	Cole Thomas	13	15	3	18	.	.	.	2	.	2	36	Paine Maticcik	2	1	.	1
13	Destri White	12	15	3	18	3	James Farrimond	13	1	.	1
14	J.T. Blasingame	9	10	6	16	.	.	1-0	2	.	.	75	Caleb Williams	13	1	.	1
42	Emmanuel Ellerbee	13	7	4	11	.	.	.	2	.	.	8	Darrion Pollard	9	1	.	1
80	Grant Peterson	13	5	6	11	3.0-23	2.5-23	.	1	.	.	9	Zach Write	12	1	.	1
11	Garrett Fuhrman	12	9	1	10	.	.	1-25	.	.	.	15	Jordan Taylor	10	1	.	1
99	Ross Winship	12	6	3	9	2.0-8	.	.	2	1-0	.	32	Darik Dillard	13	.	1	1
58	Cody Henessee	9	5	3	8	1.5-4	Total		13	549	213	762	88-396	39-273	9-167	60	11-5	12
44	Brian Womac	6	5	.	5	1.0-9	1.0-9	.	1	.	.	Opponents		13	545	361	906	82.5-298	28-160	8-123	42	4-19	7

GAME-BY-GAME TACKLES

	UA-A	TOT	ND	TAMU	ODU	USM	UH	ARMY	NT	FIU	UTSA	HERD	UTEP	LT	FS		UA-A	TOT	ND	TAMU	ODU	USM	UH	ARMY	NT	FIU	UTSA	HERD	UTEP	LT	FS
A Lyons	44-27	71	2-1	1-3	2-1	2-3	6-2	3-2	2-1	5-1	4-5	3-7	2-1	4-0	8-0	Con Johnson	4-1	5	DNP	0-1	1-0	-	2-0	1-0	-	-	DNP	DNP	DNP	DNP	-
J Finner	54-14	68	4-2	3-3	4-2	7-0	4-0	1-0	5-0	5-1	2-2	4-2	2-0	9-1	4-1	B Womac	5-0	5	1-0	DNP	DNP	DNP	DNP	DNP	DNP	DNP	1-0	-	1-0	1-0	1-0
J Radcliffe	32-22	54	1-2	2-3	4-1	DNP	6-0	6-1	3-2	0-2	1-2	1-7	3-0	2-2	3-0	L Turner	4-0	4	1-0	-	1-0	-	1-0	-	1-0	-	-	-	-	-	-
G Baker	31-19	50	5-1	3-3	2-1	0-1	4-0	6-2	1-2	5-1	2-3	0-3	DNP	2-1	1-1	D Jackson	3-1	4	0-1	-	-	1-0	-	-	-	-	1-0	1-0	-	-	-
B Nordstrom	38-11	49	1-2	3-1	1-0	3-0	3-0	4-0	2-1	4-0	4-2	2-4	2-0	3-1	6-0	T Jones	1-3	4	1-0	0-1	-	0-1	-	-	-	-	-	0-1	-	-	-
B Callahan	39-5	44	2-1	4-0	3-0	1-1	5-1	2-0	3-0	2-0	1-1	5-1	2-0	3-0	6-0	Z Espinosa	3-1	4	1-1	-	1-0	-	-	-	-	-	-	-	1-0	-	DNP
N Elder	22-18	40	2-2	1-3	2-0	2-1	DNP	-	1-0	1-0	4-0	1-9	3-1	2-0	3-2	DJ Green	1-2	3	0-1	-	-	-	-	-	-	-	0-1	1-0	-	-	
J White	27-7	34	3-2	1-0	DNP	DNP	2-0	4-1	2-1	3-1	2-0	1-1	1-0	1-0	7-1	A Jones	1-2	3	0-1	DNP	DNP	DNP	-	-	DNP	-	0-1	DNP	DNP	DNP	1-0
Z Patt	25-7	32	5-1	2-1	DNP	DNP	DNP	1-0	1-1	6-0	4-1	2-2	1-0	1-0	2-1	T Farley	1-2	3	-	-	-	0-1	1-0	-	DNP	-	DNP	-	0-1	-	-
R Pollard	24-3	27	1-0	1-0	1-0	3-1	2-0	2-0	3-0	2-1	3-0	-	2-0	3-0	1-1	VJ Banks	3-0	3	DNP	DNP	DNP	-	-	-	-	2-0	-	1-0	-	-	-
M Hill	19-7	26	2-1	0-1	3-1	2-1	-	1-0	4-0	1-0	-	2-2	1-1	2-0	1-0	J Ballard	3-0	3	-	-	-	-	-	-	-	-	-	1-0	1-0	1-0	-
D Klare	20-4	24	-	1-1	3-0	1-0	4-1	0-1	3-0	1-0	-	0-1	2-0	1-0	4-0	N Uretsky	3-0	3	-	DNP	-	-	-	-	1-0	-	-	-	1-0	1-0	-
G Schantz	16-5	21	2-0	-	-	4-0	4-0	3-2	-	-	-	2-3	1-0	DNP	DNP	C Watkins	0-2	2	-	DNP	-	-	-	-	-	0-1	-	0-1	-	-	
T McGaskey	19-2	21	1-0	1-1	1-0	4-1	4-0	3-0	-	3-0	-	1-0	-	-	1-0	B Luvender	0-2	2	-	0-1	-	-	0-1	DNP	-	DNP	DNP	DNP	DNP	DNP	-
C Covington	14-6	20	1-1	-	DNP	2-1	2-0	5-2	3-2	1-0	DNP	DNP	DNP	DNP	DNP	B Hamilton	2-0	2	1-0	-	-	1-0	-	-	-	-	DNP	DNP	-	-	-
T Martin	9-10	19	DNP	DNP	2-0	1-0	1-1	1-2	-	2-0	-	0-5	2-1	0-1	-	J Hairston	2-0	2	1-0	-	-	-	-	-	-	-	-	-	-	1-0	-
D White	15-3	18	2-1	2-0	1-0	DNP	2-1	2-1	-	-	3-0	1-0	-	2-0	-	Z Wright	1-0	1	-	-	-	-	-	-	DNP	-	-	-	1-0	-	-
C Thomas	15-3	18	-	1-0	-	2-0	-	2-0	1-0	-	-	1-2	4-0	4-1	-	J Taylor	1-0	1	DNP	DNP	DNP	-	-	-	-	-	-	-	-	1-0	-
JT Blasingame	10-6	16	DNP	DNP	-	-	DNP	DNP	0-1	-	-	1-1	3-2	2-1	4-1	J Farrimond	1-0	1	1-0	-	-	-	-	-	-	-	-	-	-	-	-
E Ellerbee	7-4	11	1-1	-	-	-	2-1	2-0	0-1	-	-	-	1-0	0-1	1-0	D Pollard	1-0	1	-	-	DNP	DNP	DNP	-	DNP	-	1-0	-	-	-	-
G Peterson	5-6	11	0-1	-	1-1	-	-	1-0	1-0	0-1	1-1	0-2	1-0	-	-	C Williams	1-0	1	-	-	-	-	1-0	-	-	-	-	-	-	-	-
G Fuhrman	9-1	10	-	3-0	2-0	2-0	-	-	-	-	-	1-1	DNP	-	1-0	D Dillard	0-1	1	0-1	-	-	-	-	-	-	-	-	-	-	-	-
R Winship	6-3	9	-	-	1-0	-	-	1-0	DNP	1-0	-	0-2	1-0	1-1	1-0	J Mayden	1-0	1	1-0	-	-	-	-	-	DNP	-	DNP	-	-	-	DNP
C Hennessee	5-3	8	1-0	0-1	0-1	DNP	DNP	DNP	1-0	1-0	-	0-1	1-0	1-0	DNP	P Maticcik	1-0	1	-	DNP	DNP	DNP	DNP	DNP	DNP	DNP	DNP	DNP	DNP	DNP	1-0

PASSING

Driphus Jackson	Comp	Att	Int	Pct	Yards	TD	LG	Sack-Yds.	Effic.
Notre Dame	24	13	1	54.2	163	1	30	2-5	116.6
Texas A&M	32	21	0	65.6	212	1	35	2-12	131.6
Old Dominion	22	15	0	68.2	175	2	31	0-0	165.0
Southern Miss	22	14	1	63.6	178	2	40	2-17	152.5
Hawai'i	23	10	1	43.5	248	2	81	4-23	154.1
Army	21	15	0	71.4	209	3	41	1-8	202.2
North Texas	26	13	0	50.0	233	1	88	1-3	138.0
FIU	24	11	0	45.8	230	2	69	2-12	153.8
UTSA	28	18	1	64.3	213	1	36	2-4	132.8
Marshall	23	11	0	47.8	99	0	18	3-26	84.0
UTEP	22	10	1	45.5	227	2	55	3-9	153.0
Louisiana Tech	40	25	3	62.5	337	4	51	3-22	151.3
Fresno State	24	15	0	62.5	318	3	69	2-14	215.0
TOTALS	331	191	8	57.7	2842	24	88	27-155	148.9

Tyler Stehling	Comp	Att	Int	Pct	Yards	TD	LG	Sack-Yds.	Effic.
Notre Dame	2	2	0	100.0	63	1	53	0-0	529.6
Texas A&M	4	3	0	75.0	29	0	18	1-5	135.9
Old Dominion	12	7	0	58.3	67	0	22	0-0	105.2
FIU	1	0	0	0.0	0	0	0	0-0	0.0
TOTALS	19	12	0	63.2	159	1	53	1-5	150.8
Luke Turner	Comp	Att	Int	Pct	Yards	TD	LG	Sack-Yds.	Effic.
Fresno State	2	1	0	50.0	8	0	8	0-0	83.6
TOTALS	2	1	0	50.0	8	0	8	0-0	83.6

RECEIVING

	Taylor	Hull	Parks	Wright	Mayden	Dillard	Turner	Davis	Alaka	Hunt	Wells	Decell	Pollard	Hamilton	Cella
Notre Dame	DNP	-	3-37/0	2-39/1	1-53/1	3-30/0	2-33/0	2-8/0	DNP	-	-	1-10/0	1-16/0	-	DNP
Texas A&M	DNP	3-57/1	4-19/0	3-32/0	2-11/0	2-14/0	-	4-41/0	2-12/0	2-29/0	-	DNP	1-8/0	1-18/0	DNP
Old Dominion	DNP	3-27/0	6-63/0	6-80/1	-	2-10/0	2-20/1	2-11/0	1-31/0	-	-	-	DNP	-	-
Southern Miss	1-1/0	4-85/1	3-36/0	2-17/0	-	1--4/0	-	2-38/0	-	-	-	-	DNP	-	1-5/1
Hawai'i	5-103/1	2-59/0	-	1-4/0	1-81/1	1-1/0	-	-	-	-	-	-	DNP	-	-
Army	3-72/1	2-37/1	-	5-47/0	-	1-10/1	2-30/0	1-3/0	-	1-10/0	-	-	-	-	-
North Texas	4-137/1	1-11/0	4-30/0	DNP	DNP	2-11/0	1-13/0	-	DNP	-	-	1-31/0	DNP	-	DNP
FIU	6-115/1	1-10/0	1-12/0	-	1-69/1	-	2-24/0	-	DNP	-	-	-	-	-	DNP
UTSA	9-92/0	3-49/1	-	-	DNP	1-8/0	-	2-7/0	1-13/0	1-8/0	1-36/0	-	-	DNP	DNP
Marshall	9-88/0	-	DNP	-	-	1-9/0	1-2/0	-	-	-	-	-	-	DNP	DNP
UTEP	2-37/1	6-150/1	1-31/0	1-9/0	-	-	-	-	DNP	-	-	-	-	-	DNP
LA Tech	10-136/1	4-54/2	2-52/0	4-54/1	2-15/0	1-17/0	-	-	-	-	2-9/0	-	-	-	DNP
Fresno State	5-61/1	3-82/1	5-109/1	1-17/0	DNP	2-57/0	-	-	-	-	-	-	-	-	DNP

RUSHING

	Davis	Dillard	Jackson	Turner	Hamilton	Cella	Pollard	Carter	Stehling	German	Team
Notre Dame	14-33/0	6-18/0	11-61/0	2-2/0	6-29/0	DNP	-	DNP	-	DNP	1--2/0
Texas A&M	23-86/0	11-50/0	13-84/0	-	5-15/0	DNP	-	DNP	3-5/0	DNP	DNP
Old Dominion	24-150/0	14-70/3	4-19/0	4-37/1	2-6/0	1-8/0	DNP	DNP	4- -4/0	DNP	1--2/0
Southern Miss	29-131/2	11-55/0	4-23/0	4-8/1	-	-	DNP	DNP	DNP	DNP	DNP
Hawai'i	10-40/0	23-141/2	10--26/0	-	-	-	DNP	DNP	DNP	-	1--12/0
Army	21-77/0	9-73/1	7-29/0	2-1/0	1-2/1	-	-	DNP	DNP	-	1-0/0
North Texas	16-55/2	13-80/1	9-26/0	1-1/0	6-28/0	DNP	DNP	DNP	DNP	DNP	1--2/0
FIU	18-55/1	10-47/0	9-66/0	1-1/1	-	DNP	-	-	-	DNP	DNP
UTSA	25-121/0	12-34/0	15-48/1	1-0/0	DNP	DNP	-	DNP	DNP	1--1/0	2--2/0
Marshall	19-76/1	6-24/1	8--19/0	-	DNP	DNP	1-1/0	DNP	DNP	DNP	1--1/0
UTEP	21-67/0	8-43/2	11-53/0	2-2/0	-	DNP	-	DNP	DNP	DNP	DNP
LA Tech	12-19/0	9-16/0	7--4/0	-	2-7/0	DNP	-	DNP	1--2/0	DNP	1--2/0
Fresno State	13-46/0	2-1/1	13-41/0	6-42/0	2-5/0	DNP	1-3/0	1-2/0	DNP	DNP	2--3/0

GAME SUMMARIES

	GAME	SCORE	FIRST DOWNS				RUSHING			PASSING			PLAYS-YDS	TURNOVERS	PENALTIES NO-YDS	POSS TIME
			RUSH	PASS	PEN	TOT	ATT	YDS	TD	C-A-I	YDS	TD				
A 30	Rice	17	7	9	0	16	40	141	0	15-26-1	226	2	66-367	2	5-30	29:51
	Notre Dame	48	14	9	0	23	42	281	4	14-22-0	295	2	64-576	0	2-10	30:09
S 13	Rice	10	11	15	2	28	55	240	0	24-36-0	241	1	91-481	0	8-66	43:14
	Texas A&M	38	8	15	0	23	26	168	1	21-33-1	309	4	59-477	1	6-60	16:46
S 20	Old Dominion	45	7	17	1	25	21	100	1	27-43-0	430	5	64-530	0	5-55	22:06
	Rice	42	18	11	1	30	54	284	4	22-34-0	242	2	88-526	0	5-50	37:54
S 27	Rice	41	12	7	1	20	48	217	3	14-22-1	178	2	70-395	1	6-65	36:11
	Southern Miss	23	2	12	4	20	23	40	1	24-46-2	283	2	69-323	3	6-55	23:49
O 4	Hawai'i	14	11	4	2	17	45	144	0	12-27-1	117	2	72-261	2	5-40	30:04
	Rice	28	9	7	1	17	44	143	2	10-23-1	248	2	67-391	3	3-40	29:56
O 11	Rice	41	7	9	1	17	41	182	2	15-21-0	209	3	62-391	0	5-41	31:25
	Army	21	15	2	2	19	54	250	2	6-14-0	91	1	68-341	2	2-24	28:35
O 25	North Texas	21	6	7	3	16	33	26	1	16-34-1	190	1	67-216	2	4-40	24:40
	Rice	41	9	9	2	20	46	188	3	13-26-0	233	1	72-421	0	4-50	35:20
N 1	Rice	31	8	8	1	17	38	169	2	11-25-0	230	2	63-399	0	2-15	29:36
	FIU	17	9	5	0	14	46	102	1	10-23-0	159	1	69-261	2	5-30	30:24
N 8	UTSA	7	8	8	2	18	23	104	0	17-32-0	153	1	55-257	1	7-70	18:50
	Rice	17	11	9	2	22	56	200	1	18-28-1	213	1	84-413	1	8-69	41:10
N 15	Rice	14	5	7	3	15	35	81	2	11-23-0	99	0	58-180	0	2-19	26:15
	Marshall	41	13	17	0	30	44	284	1	23-37-1	297	4	81-581	2	7-70	33:45
N 22	UTEP	13	1	8	3	12	25	53	1	17-30-0	209	0	55-262	2	3-20	28:09
	Rice	31	9	8	0	17	42	165	2	10-22-1	227	2	64-392	1	12-95	31:51
N 29	Rice	31	4	13	0	17	32	34	0	25-40-3	337	4	72-371	4	5-55	31:51
	Louisiana Tech	76	10	14	2	26	36	269	6	22-35-1	408	4	71-677	1	3-15	28:09
D 24	Fresno State	6	7	6	2	15	42	162	0	17-38-2	93	0	80-255	2	1-15	27:45
	Rice	30	7	8	1	16	40	137	1	16-26-0	326	3	66-463	0	12-100	32:15

RICE IN THE RED ZONE

	GAME	SCORE	Times In RZ	Times Scored	TOT PTS	TDs	Rush TDs	Pass TDs	FGs MADE
A 30	at Notre Dame	L 17-48	2	2	10	1	0	1	1
S 13	at Texas A&M	L 10-38	2	1	3	0	0	0	1
S 20	Old Dominion	L 42-45	5	5	35	5	4	1	0
S 27	at Southern Miss	W 41-23	7	6	34	4	3	1	2
O 4	Hawai'i	W 28-14	3	3	21	3	2	1	0
O 11	at Army	W 41-21	6	6	34	4	2	2	2
O 25	North Texas	W 41-21	5	5	27	3	3	0	2
N 1	at FIU	W 31-17	2	2	14	2	2	0	0
N 8	UTSA	W 17-7	4	3	17	2	1	1	1
N 15	at Marshall	L 14-41	3	2	14	2	2	0	0
N 21	UTEP	W 31-13	4	4	24	3	2	1	1
N 29	at Louisiana Tech	L 31-76	2	2	10	1	0	1	1
D 24	vs Fresno State	W 30-6	3	3	16	2	1	1	1
Totals			48	44	259	32	22	10	12
44 of 48 (91.7%)									

Failed to Score in the Red Zone:

Field Goal Attempts: 2; Texas A&M (1), UTSA (1)

Downs: 1; Marshall

Interceptions: 0

Fumbles: 0

Half: 1; Southern Miss

Game: 0

OPPONENTS IN THE RED ZONE

	GAME	SCORE	Times In RZ	Times Scored	TOT PTS	TDs	Rush TDs	Pass TDs	FGs MADE
A 30	at Notre Dame	L 17-48	6	6	34	4	4	0	2
S 13	at Texas A&M	L 10-38	4	4	28	4	1	3	0
S 20	Old Dominion	L 42-45	4	4	24	3	1	2	1
S 27	at Southern Miss	W 41-23	2	2	13	2	1	1	0
O 4	Hawai'i	W 28-14	4	2	14	2	0	2	0
O 11	at Army	W 41-21	3	2	14	2	1	1	0
O 25	North Texas	W 41-21	1	1	7	1	1	0	0
N 1	at FIU	W 31-17	2	2	10	1	1	0	1
N 8	UTSA	W 17-7	2	0	0	0	0	0	0
N 15	at Marshall	L 14-41	5	5	27	3	1	2	2
N 21	UTEP	W 31-13	3	3	13	1	1	0	2
N 29	at Louisiana Tech	L 31-76	5	4	28	4	4	0	0
D 24	vs Fresno State	W 30-6	1	0	0	0	0	0	0
Totals			42	35	212	27	16	11	8
35 of 42 (83.3%)									

Failed to Score in the Red Zone:

Field Goal Attempts: 1; Hawai'i

Downs: 2; Hawai'i (1), Fresno State (1)

Interceptions: 1; Louisiana Tech

Fumbles: 1; UTSA

Half: 2; Army (1), UTSA (1)

Game: 0

RICE SCORING DRIVES

NOTRE DAME 48, RICE 17

Q	Time	Scoring Play	P	YDS	TOP	Score
1	2:13	Z. Wright 26-yd reception	8	65	3:49	Tied 7-7
2	5:51	Hairston 33-yd field goal	9	64	3:29	ND 14-10
4	4:57	Mayden 53-yd reception	6	75	2:50	ND 41-17

TEXAS A&M 38, RICE 10

Q	Time	Scoring Play	P	YDS	TOP	Score
2	11:58	Hull 35-yd reception	5	75	1:45	TAMU 14-7
3	0:39	Hairston 33-yd field goal	11	66	4:45	TAMU 35-10

OLD DOMINION 45, RICE 42

Q	Time	Scoring Play	P	YDS	TOP	Score
1	10:11	Z. Wright 31yd reception	5	69	2:16	Tied 7-7
2	14:20	Turner 1-yd run	12	86	4:55	Tied 14-14
3	8:41	Turner 18-yd reception	6	75	2:21	ODU 35-21
3	0:59	Dillard 4-yd run	13	65	6:09	ODU 35-28
4	7:47	Dillard 2-yd run	10	75	4:33	ODU 42-35
4	1:05	Dillard 7-yd run	15	80	5:25	Tied 42-42

RICE 41, SOUTHERN MISS 23

Q	Time	Scoring Play	P	YDS	TOP	Score
1	11:11	Farrimond 27-yd field goal	9	55	3:49	Rice 3-0
2	7:05	Davis 6-yd run	12	69	6:07	Rice 10-3
2	2:55	Davis 6-yd run	3	56	1:01	Rice 17-10
2	1:20	Farrimond 33-yd field goal	4	-1	0:43	Rice 20-10
3	1:11	Hull 40-yd reception	5	73	2:39	Rice 27-16
4	11:11	Turner 1-yd run	6	25	3:02	Rice 34-16
4	4:00	Cella 5-yd reception	8	74	5:00	Rice 41-23

RICE 28, HAWAI'I 14

Q	Time	Scoring Play	P	YDS	TOP	Score
2	4:41	Mayden 81-yd reception	3	80	1:02	Tied 7-7
3	0:19	Dillard 2-yd run	7	61	3:17	Tied 14-14
4	4:18	Dillard 4-yd run	7	61	3:51	Rice 21-14
4	0:12	Taylor 31-yd reception	7	57	2:43	Rice 28-14

RICE 41, ARMY 21

Q	Time	Scoring Play	P	YDS	TOP	Score
1	10:29	Hamilton 2-yd run	9	73	4:31	Rice 7-0
2	12:37	Dillard 15-yd run	9	67	3:50	Rice 14-7
2	7:17	Farrimond 23-yd field goal	6	55	3:03	Rice 17-7
2	2:18	Hull 5-yd reception	6	51	2:45	Rice 24-7
3	12:30	Taylor 41-yd reception	1	41	0:10	Rice 31-14
3	3:47	Dillard 9-yd reception	8	62	4:41	Rice 38-21
4	6:48	Farrimond 24-yd field goal	8	17	3:19	Rice 41-21

RICE 41, NORTH TEXAS 21

Q	Time	Scoring Play	P	YDS	TOP	Score
1	14:42	Taylor 88-yd reception	1	88	0:18	Rice 7-0
1	3:26	Davis 10-yd run	10	75	4:21	Rice 14-7
3	12:42	Farrimond 27-yd field goal	4	8	2:06	NT 21-17
3	10:30	R. Pollard 60-yd INT return	0	60	0:00	Rice 24-21
4	14:01	Dillard 1-yd run	11	79	5:39	Rice 31-21
4	7:40	Farrimond 23-yd field goal	11	69	5:10	Rice 34-21
4	0:59	Davis 4-yd run	10	73	5:42	Rice 41-21

RICE SCORING DRIVES

RICE 31, FIU 17

Q	Time	Scoring Play	P	YDS	TOP	Score
1	14:27	Davis 19-yd run	1	19	0:20	Rice 7-0
1	8:50	Farrimond 40-yd field goal	8	39	3:13	Rice 10-0
1	4:12	Taylor 63-yd reception	6	86	1:33	Rice 17-0
2	8:57	Mayden 69-yd reception	2	72	1:04	Rice 24-14
4	11:25	Turner 1-yd run	6	46	2:45	Rice 31-17

RICE 17, UTSA 7

Q	Time	Scoring Play	P	YDS	TOP	Score
1	9:23	Jackson 9-yd run	13	80	5:37	Rice 7-0
2	11:46	Farrimond 37-yd field goal	14	71	5:52	Rice 10-0
3	2:28	Hull 8-yd reception	7	66	3:07	Rice 17-0

MARSHALL 41, RICE 14

Q	Time	Scoring Play	P	YDS	TOP	Score
2	2:04	Davis 3-yd run	4	17	1:49	Herd 17-7
4	5:16	Dillard 10-yd run	11	75	4:29	Herd 41-14

RICE 31, UTEP 13

Q	Time	Scoring Play	P	YDS	TOP	Score
2	9:20	Hairston 32-yd field goal	13	62	5:30	Rice 3-0
2	0:53	Dillard 5-yd run	10	75	3:33	Rice 10-3
3	12:51	Taylor 24-yd reception	4	82	2:09	Rice 17-3
3	0:39	Dillard 3-yd run	6	83	2:21	Rice 24-13
4	5:41	Hull 5-yd reception	5	22	3:22	Rice 31-13

LA TECH 76, RICE 31

Q	Time	Scoring Play	P	YDS	TOP	Score
1	9:42	Hairston 35-yd field goal	13	66	3:26	Rice 3-0
2	12:14	Hull 7-yd reception	7	50	2:49	LT 21-10
2	7:43	Z. Wright 51-yd reception	5	67	1:40	LT 21-17
3	14:24	Hull 35-yd reception	3	60	0:36	LT 28-24
4	5:45	Taylor 27-yd reception	8	75	3:46	LT 69-31

RICE 30, FRESNO STATE 6

Q	Time	Scoring Play	P	YDS	TOP	Score
1	10:32	Hairston 21-yd field goal	11	71	4:28	Rice 3-0
1	0:23	Taylor 14-yd reception	5	78	1:48	Rice 9-3
1	0:04	Hull 69-yd reception	1	69	0:11	Rice 16-3
3	6:18	Parks 40-yd reception	7	73	2:48	Rice 23-6
4	10:07	Dillard 1-yd run	2	59	0:27	Rice 30-6

OPPONENT SCORING DRIVES

NOTRE DAME 48, RICE 17

Q	Time	Scoring Play	P	YDS	TOP	Score
1	6:02	Golson 11-yd run	7	47	3:04	ND 7-0
1	2:01	Fuller 75-yd reception	1	75	0:12	ND 14-7
2	2:33	Golson 14-yd run	7	86	3:18	ND 21-10
2	0:05	Prosise 53-yd reception	2	53	0:16	ND 28-10
3	4:07	Brindza 36-yd field goal	13	53	5:50	ND 31-10
3	0:17	Golson 4-yd run	6	34	2:23	ND 38-10
4	7:47	Brindza 29-yd field goal	9	72	5:01	ND 41-10
4	3:32	Bryant 17-yd run	3	75	1:25	ND 48-17

TEXAS A&M 38, RICE 10

Q	Time	Scoring Play	P	YDS	TOP	Score
1	3:36	Noil 14-yd reception	13	80	3:50	TAMU 7-0
2	13:44	Seals-Jones 13-yd reception	6	69	1:10	TAMU 14-0
2	3:30	Reynolds 48-yd reception	8	91	2:42	TAMU 21-7
3	13:26	Reynolds 20-yd reception	5	74	1:34	TAMU 28-7
3	5:24	Carson 1-yd run	3	79	0:33	TAMU 35-7
4	14:44	Lambo 47-yd field goal	6	50	0:55	TAMU 38-10

OLD DOMINION 45, RICE 42

Q	Time	Scoring Play	P	YDS	TOP	Score
1	12:27	Heinicke 5-yd run	7	75	2:33	ODU 7-0
1	7:10	Vaughan 22-yd reception	8	75	3:01	ODU 14-7
2	6:50	Vaughan 45-yd reception	7	94	3:02	ODU 21-14
2	0:22	England 44-yd reception	7	71	1:27	ODU 28-14
3	11:02	Pascal 18-yd reception	7	47	2:19	ODU 35-14
4	12:20	Vaughan 4-yd reception	10	75	3:39	ODU 42-28
4	0:00	Segers 25-yd field goal	6	67	1:05	ODU 45-42

RICE 41, SOUTHERN MISS 23

Q	Time	Scoring Play	P	YDS	TOP	Score
2	13:12	Acosta 52-yd field goal	7	10	3:20	Tied 3-3
2	3:56	Mullens 30-yd reception	7	75	3:09	Tied 10-10
3	3:50	Payne 1-yd run	4	54	1:31	Rice 20-16
4	9:00	Cox 10-yd reception	8	75	2:11	Rice 34-23

RICE 28, HAWAI'I 14

Q	Time	Scoring Play	P	YDS	TOP	Score
1	4:35	Harding 20-yd reception	7	68	2:48	Hawai'i 7-0
3	9:24	Harding 24-yd reception	6	36	2:51	Hawai'i 14-7

RICE 41, ARMY 21

Q	Time	Scoring Play	P	YDS	TOP	Score
1	1:34	Dixon 2-yd run	5	41	2:34	Tied 7-7
2	0:10	Moss 7-yd reception	9	75	2:08	Rice 24-14
3	8:35	Santiago 24-yd run	8	75	3:55	Rice 31-21

RICE 41, NORTH TEXAS 21

Q	Time	Scoring Play	P	YDS	TOP	Score
1	7:51	Harris 51-yd reception	7	75	2:53	Tied 7-7
1	3:11	Kidsy 100-yd kickoff return	0	100	0:00	Tied 14-14
2	8:26	Harris 1-yd run	10	62	3:59	NT 21-14

OPPONENT SCORING DRIVES

RICE 31, FIU 17

Q	Time	Scoring Play	P	YDS	TOP	Score
1	1:17	Coleman 52-yd reception	6	75	2:55	Rice 17-7
2	10:01	Maxwell 11-yd run	7	73	2:26	Rice 17-14
2	1:27	Taylor 22-yd field goal	15	61	7:30	Rice 24-17

RICE 17, UTSA 7

Q	Time	Scoring Play	P	YDS	TOP	Score
3	9:36	Bias 24-yd reception	9	85	3:22	Rice 17-7

MARSHALL 41, RICE 14

Q	Time	Scoring Play	P	YDS	TOP	Score
1	2:18	Haig 33-yd field goal	14	55	5:55	Herd 3-0
2	12:29	Yurachek 2-yd reception	11	59	3:42	Herd 10-0
2	6:56	Foster 25-yd reception	8	85	3:02	Herd 17-0
2	0:18	Haig 21-yd field goal	6	68	1:46	Herd 20-7
3	9:29	Frohnappfel 30-yd reception	6	74	1:58	Herd 27-7
3	3:36	Johnson 2-yd run	10	50	3:35	Herd 34-7
4	9:45	McManus 7-yd reception	10	94	5:12	Herd 41-7

RICE 31, UTEP 13

Q	Time	Scoring Play	P	YDS	TOP	Score
2	4:26	Mattox 33-yd field goal	9	62	4:54	Tied 3-3
3	6:38	Mattox 28-yd field goal	7	69	2:51	Rice 17-6
3	3:00	Showers 5-yd run	5	38	2:23	Rice 17-13

LA TECH 76, RICE 31

Q	Time	Scoring Play	P	YDS	TOP	Score
1	6:12	Dixon 1-yd run	8	75	3:30	LT 7-3
1	2:19	Henderson 72-yd reception	4	88	1:42	LT 14-3
1	0:03	Turner 35-yd reception	1	35	0:07	LT 21-3
2	5:29	Dixon 10-yd run	5	45	2:14	LT 28-17
3	11:59	Dixon 31-yd run	7	75	2:25	LT 35-24
3	8:20	Craft 58-yd run	4	69	1:32	LT 42-24
3	4:44	Henderson 0-yd fumble rec.	4	52	1:42	LT 49-24
3	1:49	Turner 35-yd reception	3	30	0:20	LT 56-24
4	11:31	Taylor 24-yd reception	6	74	2:29	LT 63-24
4	9:31	Fitte 19-yd fumble recovery	0	19	0:00	LT 69-24
4	2:47	Burch 7-yd run	7	45	2:58	LT 76-31

RICE 30, FRESNO STATE 6

Q	Time	Scoring Play	P	YDS	TOP	Score
1	2:16	Kroening 44-yd field goal	10	37	3:11	Tied 3-3
2	8:53	Kroening 40-yd field goal	10	51	2:43	Rice 16-6

20-YARD PLUS PLAYS

Yds	Type	Players	Opponent	35	Rush	Darik Dillard	North Texas	* 26	Pass	Zach Wright from Driphus Jackson	Notre Dame
* 88	Pass	Jordan Taylor from Driphus Jackson	North Texas	* 35	Pass	Mario Hull from Driphus Jackson	LA Tech	26	Pass	Luke Turner from Driphus Jackson	Notre Dame
* 81	Pass	James Mayden from Driphus Jackson	Hawai'i	34	Pass	Dennis Parks from Driphus Jackson	LA Tech	26	KR	Brandon Hamilton	Southern Miss
* 69	Pass	Mario Hull from Driphus Jackson	Fresno State	34	Pass	Mario Hull from Driphus Jackson	Southern Miss	25	PR	Bryce Callahan	UTSA
* 69	Pass	James Mayden from Driphus Jackson	FIU	34	Pass	Mario Hull from Driphus Jackson	UTSA	25	INT	Garrett Fuhrman	Southern Miss
* 63	Pass	Jordan Taylor from Driphus Jackson	FIU	33	Rush	Luke Turner	Old Dominion	25	Rush	Driphus Jackson	Army
* 60	INT	Ryan Pollard	North Texas	33	KR	Brandon Hamilton	Southern Miss	25	Rush	Darik Dillard	Hawai'i
58	Pass	Darik Dillard from Driphus Jackson	Fresno State	32	Rush	Driphus Jackson	FIU	25	Pass	Jordan Taylor from Driphus Jackson	LA Tech
55	Pass	Mario Hull from Driphus Jackson	UTEP	32	Pass	Mario Hull from Driphus Jackson	Army	* 24	Pass	Jordan Taylor from Driphus Jackson	UTEP
54	Rush	Jowan Davis	UTSA	* 31	Pass	Zach Wright from Driphus Jackson	Old Dominion	24	Rush	Jowan Davis	Fresno State
53	Pass	Dennis Parks from Driphus Jackson	Fresno State	31	Pass	Temi Alaka from Driphus Jackson	Old Dominion	24	Rush	Jowan Davis	Army
* 53	Pass	James Mayden from Tyler Stehling	Notre Dame	31	Pass	Cameron Decell from Driphus Jackson	North Texas	23	Pass	Dennis Parks from Driphus Jackson	Southern Miss
* 51	Pass	Zach Wright from Driphus Jackson	Louisiana Tech	* 31	Pass	Jordan Taylor from Driphus Jackson	Hawai'i	23	Rush	Jowan Davis	Army
50	Pass	Mario Hull from Driphus Jackson	Hawai'i	31	Pass	Dennis Parks from Driphus Jackson	UTEP	23	KR	Brandon Hamilton	Fresno State
43	Rush	Driphus Jackson	Southern Miss	30	Pass	Dennis Parks from Driphus Jackson	Notre Dame	23	KR	Brandon Hamilton	Army
43	KR	Brandon Hamilton	Southern Miss	29	KR	Darrion Pollard	Notre Dame	22	Rush	Jowan Davis	Southern Miss
41	KR	Brandon Hamilton	LA Tech	29	KR	Brandon Hamilton	Army	22	KR	Brandon Hamilton	Hawai'i
* 41	Pass	Jordan Taylor from Driphus Jackson	Army	29	Pass	Jordan Taylor from Driphus Jackson	LA Tech	22	Pass	Zach Wright from Tyler Stehling	Old Dominion
* 40	Pass	Mario Hull from Driphus Jackson	Southern Miss	28	Pass	Dennis Parks from Driphus Jackson	Old Dominion	21	KR	Mario Hull	Old Dominion
* 40	Pass	Dennis Parks from Driphus Jackson	Fresno State	28	KR	Brandon Hamilton	Southern Miss	21	Rush	Jowan Davis	UTSA
38	Pass	Mario Hull from Driphus Jackson	UTEP	28	Pass	Mario Hull from Driphus Jackson	UTEP	21	Pass	Jordan Taylor from Driphus Jackson	Hawai'i
38	Pass	Jowan Davis from Driphus Jackson	Southern Miss	28	INT	V.J. Banks	Hawai'i	21	Pass	Jordan Taylor from Driphus Jackson	Army
36	Rush	Darik Dillard	Army	28	Pass	Jordan Taylor from Driphus Jackson	Hawai'i	21	Pass	Jordan Taylor from Driphus Jackson	FIU
36	Pass	Robby Wells from Driphus Jackson	UTSA	28	INT	Bryce Callahan	Marshall	20	Rush	Driphus Jackson	Texas A&M
36	KR	Brandon Hamilton	Hawai'i	27	KR	Brandon Hamilton	Army				
* 35	Pass	Mario Hull from Driphus Jackson	Texas A&M	* 27	Pass	Jordan Taylor from Driphus Jackson	LA Tech			* touchdown scored on play	

LONG PLAYS BY THE NUMBERS

Long Plays by Yards	No.	TD
100+	0	0
90-99	0	0
80-89	2	2
70-79	0	0
60-69	4	4
50-59	7	2
40-49	6	3
30-39	21	4
20-29	40	3

20+ Yard Plays by Type	No.	TD
Rushing	14	0
Passing	44	17
Punt returns	3	0
Kick returns	14	0
Interceptions	5	1
Fumble returns	0	0
Other	0	0
TOTAL	80	18

25+ YARD PLAYS BY PLAYER

Player	No.	TD	R	P	KR	PR	IR	FR
Jordan Taylor	13	6	0	13	0	0	0	0
Mario Hull	13	4	0	11	1	1	0	0
Brandon Hamilton	11	0	0	0	11	0	0	0
Dennis Parks	7	1	0	7	0	0	0	0
Jowan Davis	7	0	6	1	0	0	0	0
Zach Wright	4	3	0	4	0	0	0	0
Darik Dillard	4	0	3	1	0	0	0	0
Driphus Jackson	4	0	4	0	0	0	0	0
James Mayden	3	3	0	3	0	0	0	0
Bryce Callahan	3	0	0	0	0	2	1	0
Luke Turner	2	0	1	1	0	0	0	0
Ryan Pollard	1	1	0	0	0	0	1	0
Chandler Watkins	1	0	0	0	1	0	0	0
Callahan/Radcliffe	1	0	0	0	0	0	1	0
Garrett Fuhrman	1	0	0	0	0	0	1	0
VJ Banks	1	0	0	0	0	0	1	0
Darrion Pollard	1	0	0	0	1	0	0	0
Cameron Decell	1	0	0	1	0	0	0	0
Temi Alaka	1	0	0	1	0	0	0	0
Robby Wells	1	0	0	1	0	0	0	0
TOTAL	80	18	14	44	14	3	5	0

LONGEST PLAYS OF THE YEAR

Rushing

54 Jowan Davis vs UTSA (11/8/2014)

Rushing Touchdown

19 Jowan Davis vs FIU (11/1/2014)

Passing

88 Jordan Taylor from Driphus Jackson vs North Texas (10/25/2014)

Passing Touchdown

88 Jordan Taylor from Driphus Jackson vs North Texas (10/25/2014)

Punt Return

25 Bryce Callahan vs UTSA (11/8/2014)

Kick Return

43 Brandon Hamilton vs Southern Miss (9/27/2014)

Interception Return

60 Ryan Pollard vs North Texas (10/25/2014)

Fumble Return

6 Bryce Callahan vs Southern Miss (9/27/2014)

Punt

67 James Farrimond vs Notre Dame (8/30/2014)

Field Goal

40 James Farrimond vs FIU (11/1/2014)

RICE SUPERLATIVES

INDIVIDUALS

Rushes	29	Jowan Davis at Southern Miss (Sep 27)
Yards Rushing	150	Jowan Davis vs Old Dominion (Sep 20)
TD Rushes	3	Darik Dillard vs Old Dominion (Sep 20)
Long Rush	54	Jowan Davis vs UTSA (Nov 08)
Pass attempts	40	Driphus Jackson at LA Tech (Nov 29)
Pass completions	25	Driphus Jackson at LA Tech (Nov 29)
Yards Passing	337	Driphus Jackson at LA Tech (Nov 29)
TD Passes	4	Driphus Jackson at Louisiana Tech (Nov 29)
Long Pass	88	Driphus Jackson vs North Texas (Oct 25)
Receptions	10	Jordan Taylor at Louisiana Tech (Nov 29)
Yards Receiving	150	Mario Hull vs UTEP (Nov 21)
TD Receptions	2	Mario Hull at Louisiana Tech (Nov 29)
Long Reception	88	Jordan Taylor vs North Texas (Oct 25)
Field Goals	2	James Farrimond at Southern Miss (Sep 27) James Farrimond at Army (Oct 11) James Farrimond vs North Texas (Oct 25)
Long Field Goal	40	James Farrimond at FIU (Nov 01,2014)
Punts	8	James Farrimond at Marshall (Nov 15) James Farrimond vs Fresno State (Dec 24)
Punting Avg	48.2	James Farrimond at Notre Dame (Aug 30)
Long Punt	67	James Farrimond at Notre Dame (Aug 30)

Punts inside 20	2	James Farrimond Four Times
Long Punt Return	25	Bryce Callahan vs UTSA (Nov 08)
Long Kickoff Return	43	Brandon Hamilton at Southern Miss (Sep 27)
Tackles	10	Alex Lyons at Marshall (Nov 15) Nick Elder at Marshall (Nov 15) Jaylon Finner at Louisiana Tech (Nov 29)
Sacks	5.0	Zach Patt at FIU (Nov 01,2014)
Tackles For Loss	5.0	Zach Patt at FIU (Nov 01,2014)
Interceptions	1	Nine Times

TEAM

Rushes	56	vs UTSA (Nov 08)
Yards Rushing	284	vs Old Dominion (Sep 20)
Yards Per Rush	5.3	vs Old Dominion (Sep 20)
TD Rushes	4	vs Old Dominion (Sep 20)
Pass attempts	40	at Louisiana Tech (Nov 29)
Pass completions	25	at Louisiana Tech (Nov 29)
Yards Passing	337	at Louisiana Tech (Nov 29)
Yards Per Pass	12.5	vs Fresno State (Dec 24)
TD Passes	4	at Louisiana Tech (Nov 29)
Total Plays	91	at Texas A&M (Sep 13)

Total Offense	526	vs Old Dominion (Sep 20)
Yards Per Play	7.0	vs Fresno State (Dec 24)
Points	42	vs Old Dominion (Sep 20)
Sacks By	8	at FIU (Nov 01,2014)
First Downs	30	vs Old Dominion (Sep 20)
Penalties	12	vs UTEP (Nov 21) vs Fresno State (Dec 24)
Penalty Yards	100	vs Fresno State (Dec 24)
Turnovers	4	at Louisiana Tech (Nov 29)
Interceptions By	2	at Southern Miss (Sep 27) vs Fresno State (Dec 24)
Punts	8	at Marshall (Nov 15) vs Fresno State (Dec 24)
Punting Avg	48.2	at Notre Dame (Aug 30)
Long Punt	67	at Notre Dame (Aug 30)
Punts inside 20	2	at Notre Dame (Aug 30) at FIU (Nov 01,2014) at Marshall (Nov 15) vs UTEP (Nov 21)
Long Punt Return	25	vs UTSA (Nov 08)

OPPONENT SUPERLATIVES

INDIVIDUALS

Rushes	27	Devon Johnson, at Marshall (Nov 15)
Yards Rushing	199	Devon Johnson, at Marshall (Nov 15)
TD Rushes	3	Everett Golson, at Notre Dame (Aug 30) Kenneth Dixon, at Louisiana Tech (Nov 29)
Long Rush	58	Jarred Craft, at Louisiana Tech (Nov 29)
Pass attempts	45	Nick Mullens, at Southern Miss (Sep 27)
Pass completions	27	Taylor Heinicke, vs Old Dominion (Sep 20)
Yards Passing	430	Taylor Heinicke, vs Old Dominion (Sep 20)
TD Passes	5	Taylor Heinicke, vs Old Dominion (Sep 20)
Long Pass	75	Everett Golson, at Notre Dame (Aug 30)
Receptions	8	Tommy Shuler, at Marshall (Nov 15)
Yards Receiving	130	Ian Hamilton, vs UTEP (Nov 21)
TD Receptions	2	Josh Reynolds, at Texas A&M (Sep 13) Antonio Vaughan, vs Old Dominion (Sep 20) Scott Harding, vs Hawai'i (Oct 04) Trent Taylor, at Louisiana Tech (Nov 29)
Long Reception	75	William Fuller, at Notre Dame (Aug 30)
Field Goals	2	Four Times
Long Field Goal	52	Corey Acosta, at Southern Miss (Sep 27)
Punts	8	Stern, vs UTSA (Nov 08)
Punting Avg	48.0	Kyle Brindza, at Notre Dame (Aug 30) Logan McPherson, at Louisiana Tech (Nov 29)

Long Punt	63	Taylor Heinicke, vs Old Dominion (Sep 20)
Punts inside 20	2	Taylor Heinicke, vs Old Dominion (Sep 20) Scott Harding, vs Hawai'i (Oct 04) Garret Swanson, vs Fresno State (Dec 24)
Long Punt Return	28	Antonio Vaughan, vs Old Dominion (Sep 20)
Long Kickoff Return	100	Darvin Kidsy, vs North Texas (Oct 25)
Tackles	14	Howard Matthews, at Texas A&M (Sep 13)
Sacks	2.5	Myles Garrett, at Texas A&M (Sep 13)
Tackles For Loss	3.5	Myles Garrett, at Texas A&M (Sep 13) Karl Mickelsen, vs Fresno State (Dec 24)
Interceptions	1	Eight Times

TEAM

Rushes	56	vs UTSA (Nov 08)
Yards Rushing	284	vs Old Dominion (Sep 20)
Yards Per Rush	5.3	vs Old Dominion (Sep 20)
TD Rushes	4	vs Old Dominion (Sep 20)
Pass attempts	40	at Louisiana Tech (Nov 29)
Pass completions	25	at Louisiana Tech (Nov 29)
Yards Passing	337	at Louisiana Tech (Nov 29)
Yards Per Pass	12.5	vs Fresno State (Dec 24)
TD Passes	4	at Louisiana Tech (Nov 29)
Total Plays	91	at Texas A&M (Sep 13)

Total Offense	526	vs Old Dominion (Sep 20)
Yards Per Play	7.0	vs Fresno State (Dec 24)
Points	42	vs Old Dominion (Sep 20)
Sacks By	8	at FIU (Nov 01,2014)
First Downs	30	vs Old Dominion (Sep 20)
Penalties	12	vs UTEP (Nov 21) vs Fresno State (Dec 24)
Penalty Yards	100	vs Fresno State (Dec 24)
Turnovers	4	at Louisiana Tech (Nov 29)
Interceptions By	2	at Southern Miss (Sep 27) vs Fresno State (Dec 24)
Punts	8	at Marshall (Nov 15) vs Fresno State (Dec 24)
Punting Avg	48.2	at Notre Dame (Aug 30)
Long Punt	67	at Notre Dame (Aug 30)
Punts inside 20	2	at Notre Dame (Aug 30) at FIU (Nov 01,2014) at Marshall (Nov 15) vs UTEP (Nov 21)
Long Punt Return	25	vs UTSA (Nov 08)

RICE OFFENSIVE STARTERS

Opponent	LT	LG	C	RG	RT	WR	WR	WR	TE	RB	QB
at Notre Dame	Gray	Carlson	Simonette	Reue	Williams	Hull	Parks	Z. Wright	Wells	Davis	Jackson
at Texas A&M	Gray	Carlson	Simonette	Reue	Williams	Hull	Parks	Z. Wright	Wells	Davis	Jackson
Old Dominion	Gray	Carlson	Simonette	Reue	Williams	Hull	Parks	Z. Wright	Turner (WR)	Davis	Jackson
at Southern Miss	Gray	Carlson	Simonette	Reue	Williams	Hull	Parks	Z. Wright	Cella	Davis	Jackson
Hawai'i	Gray	Carlson	Simonette	Reue	Williams	Hull	Taylor	Z. Wright	Cella	Davis	Jackson
at Army	Gray	Carlson	Simonette	Reue	Williams	Hull	Parks	Taylor	Cella	Davis	Jackson
North Texas	Gray	Carlson	Simonette	Reue	Williams	Hull	Parks	Taylor	Hunt	Dillard	Jackson
at FIU	Gray	Carlson	Simonette	Reue	Williams	Hull	Parks	Taylor	Hunt	Davis	Jackson
UTSA	Gray	Carlson	Simonette	Reue	Williams	Hull	D. Pollard	Taylor	Hunt	Davis	Jackson
at Marshall	Gray	Carlson	Simonette	Reue	Williams	Hull	D. Pollard	Taylor	Hunt	Davis	Jackson
UTEP	Gray	Carlson	Simonette	Reue	Williams	Hull	Parks	Taylor	Stanley	Davis	Jackson
at Louisiana Tech	Gray	Carlson	Simonette	Reue	Williams	Hull	D. Pollard	Taylor	Turner	Davis	Jackson
vs. Fresno State	Gray	Carlson	Simonette	Reue	Williams	Hull	Parks	Taylor	Hunt	Davis	Jackson

RICE DEFENSIVE STARTERS

Opponent	DE	NT	DT	DE	SLB	WLB	CB	CB	KAT	SS	FS
at Notre Dame	Nordstrom	Winship	Covington	Patt	Lyons	Radcliffe	Callahan	Hill	Finner	Baker	J. White
at Texas A&M	Nordstrom	Klare	Covington	Patt	Lyons	Radcliffe	Callahan	Hill	Finner	Baker	J. White
Old Dominion	Nordstrom	Henessee	Klare	Schantz	Lyons	Radcliffe	Callahan	Hill	Finner	Baker	D. White
at Southern Miss	Nordstrom	Covington	Klare	Schantz	Lyons	McGaskey	Callahan	R. Pollard	Finner	Hill	Fuhrman
Hawai'i	Nordstrom	Covington	Klare	Schantz	Lyons	Radcliffe	Callahan	R. Pollard	Finner	Hill	J. White
at Army	Nordstrom	Covington	Klare	Schantz	Lyons	Radcliffe	Callahan	R. Pollard	Finner	Hill	J. White
North Texas	Nordstrom	Covington	Klare	Schantz	Lyons	Radcliffe	Callahan	R. Pollard	Finner	Baker	J. White
at FIU	Nordstrom	Covington	Klare	Patt	Lyons	Radcliffe	Callahan	R. Pollard	Finner	Baker	J. White
UTSA	Nordstrom	Winship	Klare	Patt	Lyons	Radcliffe	Callahan	R. Pollard	Finner	Baker	J. White
at Marshall	Nordstrom	Winship	Klare	Patt	Lyons	Radcliffe	Callahan	R. Pollard	Finner	Hill	J. White
UTEP	Nordstrom	Winship	Klare	Patt	Lyons	Radcliffe	Callahan	R. Pollard	Finner	Hill	J. White
at Louisiana Tech	Nordstrom	Winship	Klare	Patt	Lyons	Radcliffe	Callahan	R. Pollard	Finner	Hill	J. White
vs. Fresno State	Nordstrom	Winship	Klare	Patt	Lyons	Radcliffe	Callahan	R. Pollard	Finner	Hill	J. White

STARTING WITH THE COIN TOSS

Opponent	Captain	Captain	Captain	Captain	Coin Toss	Kick/Receive	First Off. Possession	First Def. Possession	Jersey	Pants	Outcome
at Notre Dame	Baker	Gray	Radcliffe	Simonette	Loss	Kick	Punt	Punt	White	White	L, 48-17
at Texas A&M	Baker	Carlson	Klare	Simonette	Won	Receive	Punt	Punt	White	White	L, 38-10
Old Dominion	Baker	Hull	Radcliffe	Simonette	Lost	Kick	Touchdown	Touchdown	Blue	White	L, 45-42
at Southern Miss	Baker	Finner	Simonette	Taylor	Won	Receive	Field Goal	Punt	White	White	W, 41-23
Hawai'i	Baker	Callahan	Carroll	Simonette	Lost	Receive	Punt	Punt	Blue	Blue	W, 28-14
at Army	Baker	Carlson	Finner	Simonette	Won	Receive	Touchdown	Punt	White	White	W, 41-21
North Texas	Baker	Hill	Simonette	Taylor	Lost	Receive	Touchdown	Punt	Blue	Blue	W, 41-21
at FIU	Baker	Farley	T. Jones	Simonette	Won	Kick	Touchdown	Fumble	White	White	W, 31-17
UTSA	Baker	Callahan	Simonette	Taylor	Lost	Receive	Touchdown	Punt	Blue	Blue	W, 17-7
at Marshall	Baker	Simonette	Taylor	J. White	Lost	Receive	Punt	Punt	White	White	L, 41-14
UTEP	Baker	Carroll	Patt	Simonette	Win	Kick	Punt	Fumble	Blue	Blue	W, 31-13
at Louisiana Tech	Baker	Farley	Hairston	Simonette	Win	Kick	Field Goal	Punt	White	White	L, 76-31
vs. Fresno State	Baker	Callahan	Simonette	Taylor	Lost	Receive	Field Goal	Punt	Blue	White	W, 30-6

NOTRE DAME 48, RICE 17

AUG. 30, 2014 • NOTRE DAME STADIUM • SOUTH BEND, IND.

In the season opener, Rice University football put forth a strong effort but fell at No. 17 Notre Dame, 48-17, in front of 80,795 fans at Notre Dame Stadium.

After falling behind 7-0 in the first quarter, the Owls quickly responded with a 65-yard scoring drive, highlighted by a 30-yard pass from Driphus Jackson to Dennis Parks and punctuated by Zach Wright's first-career touchdown, a 26-yard snag.

The tie game lasted just 12 seconds, as the Irish's Everett Golson connected on a 75-yard strike to Will Fuller to put the home team back in front, 14-7 near the end of the opening frame.

That score held for nearly 15 minutes before James Hairston kicked his first-career field goal, a 33-yarder, with five minutes remaining before the half to pull Rice within four points.

Notre Dame responded three minutes later with an 86-yard drive to up the score to 21-10 with just 2:33 left in the opening half. Rice drove to midfield on the ensuing possession before committing the game's first turnover with 21 ticks left on the clock.

Two plays after regaining possession, Golson connected with C.J. Prosise on a 53-yard touchdown pass to give the home team a 28-10 lead at the intermission. ND scored all 10 points in the third quarter to push the advantage to 38-10, and tacked on a fourth-quarter field goal before the Owls responded.

Later in the fourth, Tyler Stehling entered at quarterback and completed the first pass of his career to true freshman James Mayden for a 53-yard touchdown strike, cutting the score to 41-17 midway through the period.

Notre Dame added one more score late in the game on a three-play drive, providing the final 48-17 margin.

Jackson finished the day with 163 yards on 13-of-24 passing with one touchdown and an interception. He also rushed for a team-high 61 yards on 11 carries, including a 19-yarder.

Jowan Davis added 33 yards on a team-high 14 carries, while Brandon Hamilton added 29 yards on six rushes.

Zach Patt made his first start at defensive end and led the team with a career-high six tackles, including one sack and a quarterback hurry. Safety Jaylon Finner also made his first start and matched Patt's six tackles and assisted on a tackle for loss. Gabe Baker also made six tackles and added a pass breakup in the game.

Notre Dame owned a 576-367 advantage in total yards, including 281 on the ground.

SCORING SUMMARY				TEAM STATISTICS			INDIVIDUAL STATISTICAL LEADERS												
					RICE	ND	RUSHING				RECEIVING								
				1	2	3	4	F	FIRST DOWNS	16	23	RICE	ATT	YDS	TD	RICE	REC	YDS	TD
Rice Owls				7	3	0	7	17	Rushing	7	14	Driphus Jackson	11	61	0	Dennis Parks	3	37	0
Notre Dame Fighting Irish				14	14	10	10	48	Passing	9	9	Jowan Davis	14	33	0	Darik Dillard	3	30	0
1st	6:02	ND	Golson 11 yd run (Brindza kick)						Penalty	0	0	Brandon Hamilton	6	29	0	Zach Wright	2	39	1
	2:13	RICE	Wright 26 yd pass from Jackson (Hairston kick)						Rushing Attempts	40	42	Darik Dillard	6	18	0	Luke Turner	2	33	0
	2:01	ND	Fuller 75 yd pass from Golson (Brindza kick)						Yds Gained Rushing	151	297								
2nd	5:51	RICE	James Hairston 33 yd field goal						Yds Lost Rushing	10	48								
	2:33	ND	Golson 14 yd run (Brindza kick)						NET YDS RUSHING	141	281								
	0:05	ND	Prosise 53 yd pass from Golson (Brindza kick)						NET YDS PASSING	226	295								
3rd	4:07	ND	Brindza 36 yd field goal						Comp-Att-Int	15-26-1	14-22-0								
	00:17	ND	Golson 4 yd run (Brindza kick)						TOTAL PLAYS-YDS	66-367	64-576								
4th	7:47	ND	Brindza 29 yd field goal						Fumbles-Lost	1-1	0-0								
	4:57	RICE	Mayden 53 yd pass from Stehling (Hairston kick)						Penalties-Yards	5-30	2-10								
	3:32	ND	Bryant 17 yd run (Brindza kick)						Punts-Avg	5-48.2	3-48.0								
							Punt Ret-Yds-TD	0-0-0	5-80-0										
							KO Ret-Yds-TD	1-29-0	2-49-0										
							INT Ret-Yds-TD	0-0-0	1-6-0										
						Possession Time	29:51	30:09											
						Third Down Conv	6 of 15	6 of 13											
						Fourth Down Conv	0 of 1	0 of 0											
						Red Zone Scores-Att	2-2	6-6											
						Sacks-Yds	1-8	2-5											
						Field Goals	1-2	2-3											
						</													

TEXAS A&M 38, RICE 10

SEPT. 13, 2014 • KYLE FIELD • COLLEGE STATION, TEXAS

Rice University football's offense put together a strong ground game, but was unable to overcome the seventh-ranked Texas A&M Aggies in a 38-10 setback in front of 103,867 fans at Kyle Field.

The Owls (0-2) held the ball for a whopping 43:14 on the night, tallying 481 yards, including a balanced 241 through the air and 240 on the ground.

Sophomore Jowan Davis carried the ball a career-high 23 times for 86 yards, followed by another career rushing performance by junior quarterback Driphus Jackson, who totaled 84 yards on 13 rushes.

Jackson completed 21-of-32 passes for 212 yards and a score. Senior Mario Hull found himself on the receiving end of Rice's lone touchdown, a 20-yard strike in the second quarter to pull the Owls within 14-7. It was Hull's first-career score, and his 57 yards on three catches led the team.

After the Owls narrowed the margin with the score, the Aggies rattled off 21-straight points in the second and third quarters to regain control of the game at 35-7.

James Hairston then knocked through a 33-yard field goal to break the streak. Rice then held the Aggies to just one more score in the fourth quarter. It was TAMU's lowest-scoring output of the season as the squad entered the game averaging 62.5 points per game.

On defense, Gabe Baker and Jaylon Finner led the team with six tackles each. Malcolm Hill forced the team's first turnover of the season with a fourth-quarter interception. It was the sixth theft of the senior's career.

Defensive linemen Dylan Klare and Brian Nordstrom each recorded a sack as the Owls recorded four tackles in the backfield.

SCORING SUMMARY				TEAM STATISTICS			INDIVIDUAL STATISTICAL LEADERS																																			
							RUSHING				RECEIVING																															
				RICE			TAMU			ATT				YDS				TD																								
				FIRST DOWNS			28			23			RICE				REC				YDS				TD																	
Rice Owls				0			7			3			0			10			Jowan Davis				4				41				0											
Texas A&M Aggies				7			14			14			3			38			Dennis Parks				4				19				0											
1st	3:36	TAMU	Noil 14 yd pass from Hill (Lambo kick)											Rushing Attempts				55				26				Brandon Hamilton				5				15				0				
2nd	13:44	TAMU	Seals-Jones 13 yd pass from Hill (Lambo kick)											Yds Gained Rushing				265				191				Dennis Parks				4				19				0				
	11:59	RICE	Hull 35 yd pass from Jackson (Hairston kick)											Yds Lost Rushing				25				48				Mario Hull				3				57				1				
	3:30	TAMU	Reynolds 48 yd pass from Hill (Lambo kick)											NET YDS RUSHING				240				168				Zach Wright				3				32				0				
3rd	13:26	TAMU	Reynolds 20 yd pass from Hill (Lambo kick)											NET YDS PASSING				241				309				Tra Carson				11				66				1				
	5:24	TAMU	Carson 1 yd run (Lambo kick)											Comp-Att-Int				24-36-0				21-33-1				Brandon Williams				5				44				0				
	0:39	RICE	Hairston 33 yd field goal											TOTAL PLAYS-YDS				91-481				59-477				Kenny Hill				5				38				0				
4th	14:44	TAMU	Lambo 47 yd field goal											Fumbles-Lost				0-0				0-0				James White				2				12				0				
															Penalties-Yards				8-66				6-60				PASSING				C-A-I				YDS				TD			
															Punts-Avg				6-39.2				4-43.0				RICE															
															Punt Ret-Yds-TD				0-0-0				0-0-0				Driphus Jackson				21-32-0				212				1			
															KO Ret-Yds-TD				3-46-0				2-47-0				Tyler Stehling				3-4-0				29				0			
															INT Ret-Yds-TD				1-0-0				0-0-0																			
															Possession Time				43:14				16:46				TAMU															
															Third Down Conv				10 of 21				3 of 8				Kenny Hill				20-31-0				300				4			
															Fourth Down Conv				0 of 1				0 of 0				Kyle Allen				1-2-1				9				0			
															Red Zone Scores-Att				1-2				4-4																			
															Sacks-Yds				2-19				3-17																			
															Field Goals				1-3				1-1																			

OLD DOMINION 45, RICE 42

SEPT. 20, 2014 • RICE STADIUM • HOUSTON, TEXAS

Ricky Segers nailed a 25-yard field goal as time expired to thwart a stellar second half comeback by Rice and give Old Dominion a memorable debut as a member of Conference USA with a 45-42 win at Rice Stadium on Saturday.

The win not only was the first ever by the Monarchs in C-USA, it snapped the Owls' nine-game home winning streak, which was tied for the ninth longest active streaks in the nation.

After ODU took a 35-14 lead early in the third, Owls quarterback Driphus Jackson led a spirited comeback by the Owls despite playing with a separated left shoulder.

He threw for 142 yards over the final two quarters and led the Owls to four touchdowns, the last of them tying the game with just 1:05 left on the clock. But ODU senior QB Taylor Heinicke, who had participated on an MTV 2 reality show "The Ride" with Jackson when the two were in high school and finished with 430 yards passing and five

touchdowns, led the Monarchs back down the field to set up Segers' winning kick.

The winning drive opened with a horse collar penalty against the Owls and was sparked by a 45-yard completion from Heinicke to Zach Pascal to the Rice 14. Prior to that completion, the Owls had held Heinicke to only 77 yards through the air in the second half after he took advantage of an Owls defense which was missing four starters from the previous two weeks and would lose three more starters during the game for 308 yards and three scores in the first half.

Jackson was injured while throwing a 31-yard touchdown pass to Zach Wright on the Owls' first possession. Tyler Stehling replaced Jackson and engineered one scoring drive, but trailing 28-14 at the half, Bailiff was given the unexpected news that Jackson was cleared to return to action.

Jackson engineered scoring marches of 75, 65, 75 and 80 yards on the Owls last four possessions in the second half, mixing his throwing with the powerful running of backs Jowan Davis and Darik Dillard who both ran for career highs.

Davis plowed through the tiring Monarchs for 150 yards on 24 carries while Dillard added 70 on 14 carries and scored three touchdowns, including the tying score with less than a minute remaining.

Wright finished with six catches for 80 yards, both career bests. Dennis Parks matched Wright with six catches, also a career high.

The loss also snapped the longest winning streak in Rice Stadium history for the Owls in addition to a six-game home streak inside C-USA.

SCORING SUMMARY				TEAM STATISTICS			INDIVIDUAL STATISTICAL LEADERS																
				1	2	3	4	F	FIRST DOWNS	ODU	RICE	RUSHING	ATT	YDS	TD	RECEIVING	REC	YDS	TD				
				14	14	7	10	45	25	25	30	ODU				ODU							
Old Dominion Monarchs				14	14	7	10	45	Rushing	7	18	Gerard Johnson	10	50	0	Zach Pascal	6	111	1				
Rice Owls				7	7	14	14	42	Passing	17	11	Taylor Heinicke	8	36	1	David Washington	5	99	0				
1st	12:27	ODU	Heinicke 5 yd run (Segers kick)						Penalty	1	1	Ray Lawry	1	11	0	Antonio Vaughan	5	76	2				
	10:11	RICE	Wright 31 yd pass from Jackson (Hairston kick)						Rushing Attempts	21	54	Vincent Lowe	1	2	0	Gerard Johnson	4	29	0				
	7:10	ODU	Vaughan 22 yd pass from Heinicke (Segers kick)						Yds Gained Rushing	116	311												
2nd	14:20	RICE	Turner 1 yd run (Hairston kick)						Yds Lost Rushing	16	48	RICE				RICE							
	6:50	ODU	Vaughan 45 yd pass from Heinicke (Segers kick)						NET YDS RUSHING	100	284	Jowan Davis	24	150	0	Zach Wright	6	80	1				
	0:22	ODU	England 44 yd pass from Heinicke (Segers kick)						NET YDS PASSING	430	242	Darik Dillard	14	70	3	Dennis Parks	6	63	0				
3rd	11:02	ODU	Pascal 18 yd pass from Heinicke (Segers kick)						Comp-Att-Int	27-43-0	22-34-0	Luke Turner	4	37	1	Mario Hull	3	27	0				
	8:41	RICE	Turner 18 yd pass from Jackson (Hairston kick)						TOTAL PLAYS-YDS	64-530	88-526	Driphus Jackson	4	19	0	Luke Turner	2	20	1				
	0:59	RICE	Dillard 4 yd run (Hairston kick)						Fumbles-Lost	0-0	1-0												
4th	12:20	ODU	Vaughan 4 yd pass from Heinicke (Segers kick)						Penalties-Yards	5-55	5-50	PASSING	C-A-I	YDS	TD	LEADING TACKLERS							
	7:47	RICE	Dillard 2 yd run (Hairston kick)						Punts-Avg	4-45.0	3-42.3	ODU				ODU							
	1:05	RICE	Dillard 7 yd run (Hairston kick)						Punt Ret-Yds-TD	2-28-0	0-0-0	Taylor Heinicke	27-43-0	430	5	Fellonte Misher	5-2-7						
	0:00	ODU	Segers 25 yd field goal						KO Ret-Yds-TD	0-0-0	2-37-0	RICE				Andrew Everett	5-1-6						
									INT Ret-Yds-TD	0-0-0	0-0-0	Driphus Jackson	15-22-0	175	2	Martez Simpson	5-0-5						
									Possession Time	22:06	37:54	Tyler Stehling	7-12-0	67	0	RICE							
									Third Down Conv	5 of 11	10 of 16									Jaylon Finner	4-2-6		
									Fourth Down Conv	2 of 2	2 of 2									James Radcliffe	4-1-5		
									Red Zone Scores-Att	4-4	5-5									Malcolm Hill	3-1-4		
									Sacks-Yds	0-0	2-15												
									Field Goals	1-1	0-1												

RICE 41, SOUTHERN MISS 23

SEPT. 27, 2014 • M.M. ROBERTS STADIUM • HATTIESBURG, MISS.

Rice University football broke open a tie game late in the first half to claim a 41-23 victory over Southern Miss at M.M. Roberts Stadium.

The Owls owned a 217-to-40 advantage in rushing yards, led by Jowan Davis. The sophomore racked up 131 yards on 29 carries with a pair of touchdowns. He also caught two passes for 38 yards in the win.

Rice added 178 yards in the air, as Driphus Jackson completed 14-of-22 passes for two scores. Southern Miss notched 323 yards on the night but turned the ball over three times in the loss.

Rice drove 55 yards on its opening drive to set up a 27-yard field goal, scoring the only points of the opening period. USM responded with a 52-yarder early in the second quarter to knot the score at 3-3.

Davis then capped off a 12-play, 69-yard drive on the next possession with a six-yard touchdown run for his first score of the season. The Golden Eagles again tied the score with a three-minute drive with four minutes to play in the half.

Set up by a long kickoff return by Brandon Hamilton, Rice took the lead for good with a three-play, 56-yard drive spanning just 1:01 on the clock. Davis again scored on a six-yard run, but the drive was highlighted by Jackson's career-long 43-yard scramble.

With three minutes to play in the half, Southern Miss saw its drive cut short by Garrett Fuhrman's first interception, which set the Owls up for another James Farrimond field goal to stretch the advantage to 20-10 late in the half.

USM then drove down the field before throwing an interception on the last play of the half. Ryan Pollard picked off the pass for his first-career interception. Southern Miss pulled within four points at 20-16 with a touchdown drive late in the third quarter. The Owls answered at the end of the period with a 73-yard drive, including a 40-yard pass from Jackson to Mario Hull for the score and a 27-16 cushion.

Rice then capitalized off a fumble, forced by Graysen Schantz, early in the fourth quarter as Luke Turner notched his first rushing score of the season to make it 34-16.

The back-and-forth continued as USM cut it to 34-23 in the fourth quarter, but one last long scoring drive by the Owls put the game away. Luke Turner ran in from one yard out to seal the victory.

Jaylon Finner led the visitors with seven tackles, while Alex Lyons and Tabari McGaskey recorded five apiece.

SCORING SUMMARY					TEAM STATISTICS			INDIVIDUAL STATISTICAL LEADERS												
					1	2	3	4	F	FIRST DOWNS	RICE	USM	RUSHING	ATT	YDS	TD	RECEIVING	REC	YDS	TD
													RICE				RICE			
Rice Owls					3	17	7	14	41	Rushing	12	2	Jowan Davis	29	131	2	Mario Hull	4	85	1
Southern Miss Golden Eagles					0	10	6	7	23	Passing	7	12	Darik Dillard	11	55	0	Dennis Parks	3	36	0
										Penalty	1	4	Driphus Jackson	4	23	0	Jowan Davis	2	38	0
1st	11:11	RICE	Farrimond 27 yd field goal							Rushing Attempts	48	23	Luke Turner	4	8	1	Zach Wright	2	17	0
2nd	13:12	USM	Acosta 52 yd field goal							Yds Gained Rushing	251	67								
	7:05	RICE	Davis 6 yd run (Farrimond kick)							Yds Lost Rushing	34	48								
	3:56	USM	Mullens 30 yd reception (Acosta kick)							NET YDS RUSHING	217	40	USM				USM			
	2:55	RICE	Davis 6 yd run (Farrimond kick)							NET YDS PASSING	178	283	George Payne	10	40	1	Casey Martin	6	52	0
	1:20	RICE	Farrimond 33 yd field goal							Comp-Att-Int	14-22-1	24-46-2	Ito Smith	5	1	0	Michael Thomas	4	59	1
3rd	3:50	USM	Payne 1 yd run (PAT no good)							TOTAL PLAYS-YDS	70-395	69-323	Tez Parks	1	1	0	M. Triplett	4	41	0
	1:11	RICE	Hull 40 yd reception (Farrimond kick)							Fumbles-Lost	0-0	2-1	Nick Mullens	7	-2	0	James Cox	3	54	1
4th	11:11	RICE	Turner 1 yd run (Farrimond kick)							Penalties-Yards	6-65	6-55	PASSING	C-A-I	YDS	TD	LEADING TACKLERS			
	9:00	USM	Cox 10 yd reception (Acosta kick)							Punts-Avg	4-47.0	4-37.5	RICE				RICE			
	4:00	RICE	Cella 5 yd reception (Farrimond kick)							Punt Ret-Yds-TD	2-28-0	3-39-0	Driphus Jackson	14-22-1	178	2	Jaylon Finner	7-0-7		
										KO Ret-Yds-TD	5-148-0	0-0-0					Tabari McGaskey	4-1-5		
										INT Ret-Yds-TD	2-31-0	1-45-0	USM				Alex Lyons	2-3-5		
										Possession Time	34:02	25:58	Nick Mullens	24-45-1	283	2				
										Third Down Conv	7 of 15	6 of 15	Tyler Sarrazin	0-1-1	0	0	USM			
										Fourth Down Conv	1 of 1	0 of 3					E. Johnson	6-1-7		
										Red Zone Scores-Att	6-7	2-2					C. Armstrong	5-2-7		
										Sacks-Yds	3-19	2-17					Adam Williams	5-2-7		
										Field Goals	2-2	1-1								

RICE 28, HAWAI'I 14

OCT. 4, 2014 • RICE STADIUM • HOUSTON, TEXAS

Darik Dillard ran for a career-high 141 yards and Jordan Taylor topped 100 yards receiving for the fifth time in his career while a tenacious defense registered its highest sack total in a decade to spark a second half resurgence and lead Rice to a 28-14 win over Hawai'i at Rice Stadium.

The Owls won for the 10th time in their last 11 home games despite three turnovers and being stymied through most of the first half by a blitzing Rainbow Warriors defense.

Driphus Jackson shook off a slow first half to finish with 248 yards passing and pair of touchdowns, including a 31-yard toss to Taylor in the final moments to ice the victory. After being held to 146 yards in the first half, 81 of them on Jackson to James Mayden touchdown pass, Rice responded to gain 245 yards in the second, while holding Hawai'i to 129 yards and just six first downs.

The Owls defense sacked UH quarterback Ikaika Woolsey seven times on the night, their highest total since they sacked Kevin Kolb of Houston nine times in 2004 and one shy of their total from the first four games of the season. They finished the night with 12 tackles for loss, five shy of their total for the year heading into the game.

The Owls responded to the deficit with their lone offensive highlight of the first half as Jackson found freshman James Mayden open in the left flat and then watched him blaze past the Hawaii defense for an 81-yard score. It matched the fourth-longest scoring pass in school history and the second scoring toss of better than 80 yards in Jackson's career. He teamed with Sam McGuiffie to set the school record with an 88-yard connection vs. Houston in 2012.

The Owls mounted their comeback late in the third. Dillard carried for 27 yards and Taylor caught a 28 yard pass to set them up at the Hawai'i 10. Dillard crashed home two plays later to tie the game, 14-14.

After a series of punts, the Owls regained possession with 8:09 left and fashioned the drive that allowed them to take the lead for good. After three carries by Dillard gained 15 yards, Jackson rebounded from a sack to hit Taylor for 14 and Mario Hull for 50 to move the ball to the UH four where Dillard skirted the left end to put Rice up 21-14.

Trailing for the first time, Hawai'i took over at its 34 with 4:18 left and quickly moved into Rice territory before the Owls stiffened and forced an incompletion on fourth down at the Rice 43.

The Owls then rode the running of Dillard to thwart Hawai'i's hopes of getting the ball back one more time. He carried five times for 38 yards to move the ball to the Rainbows' 19. A bad snap on third down moved the ball back to the 31, but rather than attempt a field goal or punt, the Owls chose to go for it with 12 seconds remaining and Jackson found Taylor crossing over the middle for his first TD of the year and his 14th career TD catch.

SCORING SUMMARY				TEAM STATISTICS			INDIVIDUAL STATISTICAL LEADERS																				
				1	2	3	4	F	UH			RICE	RUSHING			ATT	YDS	TD	RECEIVING			REC	YDS	TD			
				1	2	3	4	F	FIRST DOWNS			17	17	UH						UH							
Hawai'i Rainbow Warriors				7	0	7	0	14	Rushing			11	9	Steve Lakalaka			22	74	0	Scott Harding			4	67	2		
Rice Owls				0	7	7	14	28	Passing			4	7	Ikaika Woolsey			20	53	0	Quinton Pedroza			3	33	0		
							Penalty			2	1	D. Saint Juste			3	17	0	Marcus Kemp			3	18	0				
1st	4:35	UH	Harding 20 yd reception (Hadden kick)											Rushing Attempts			45	44	RICE								
2nd	4:41	RICE	Mayden 81 yd reception (Farrimond kick)											Yds Gained Rushing			203	193	Darik Dillard			23	141	2			
3rd	9:24	UH	Harding 24 yd reception (Hadden kick)											Yds Lost Rushing			59	48	Jowan Davis			10	40	0			
				0:19	RICE	Dillard 2 yd run (Farrimond kick)											NET YDS RUSHING			144	143	Jordan Taylor			5	103	1
4th	4:18	RICE	Dillard 4 yd run (Farrimond kick)											NET YDS PASSING			117	248	Mario Hull			2	59	0			
				0:12	RICE	Taylor 31 yd reception (Farrimond kick)											Comp-Att-Int			12-27-1	10-23-1	PASSING			C-A-I	YDS	TD
							TOTAL PLAYS-YDS			72-261	67-391	UH			Ikaika Woolsey			12-27-1	117	2	James Mayden			1	81	1	
							Fumbles-Lost			1-1	3-2	RICE			Driphus Jackson			10-23-1	248	2	Zach Wright			1	4	0	
							Penalties-Yards			5-40	3-40																
							Punts-Avg			7-36.9	6-43.8																
							Punt Ret-Yds-TD			2-21-0	1--1-0																
							KO Ret-Yds-TD			3-74-0	2-58-0																
							INT Ret-Yds-TD			1-19-0	1-28-0																
							Possession Time			30:04	29:56																
							Third Down Conv			6 of 18	4 of 13																
							Fourth Down Conv			0 of 2	1 of 3																
							Red Zone Scores-Att			2-4	3-3																
							Sacks-Yds			4-23	7-45																
							Field Goals			0-1	0-0																

RICE 41, ARMY 21

OCT. 11, 2014 • MICHE STADIUM • WEST POINT, N.Y.

In the final non-conference action of the season, Rice University football took an early lead and never let up in a 41-21 win at Army. The Owls gained 391 yards to the Black Knights' 341 and forced a pair of turnovers to secure the victory.

Rice took the ball first and marched 73 yards for a score as Brandon Hamilton recorded his first-career touchdown on a two-yard rush. The drive was highlighted by Darik Dillard's career long 35-yard run. Army responded to tie the game late in the first quarter after taking advantage of good field position.

The Owls then tacked on three more scores in the second quarter, including touchdowns by Dillard and Mario Hull and a James Farrimond 23-yard field goal, to push the lead to 24-7. The Black Knights responded just before the half with a touchdown to pull within 10 points at the intermission, 24-14.

On the opening drive of the third quarter, Christian Covington recovered an Army fumble and set up the Owl offense with a short field. The visitors needed just one play to capitalize as Driphus Jackson hit Jordan Taylor with a 41-yard touchdown pass on the first play. It was Taylor's 15th career score, moving him into a tie for fifth place in Rice's career record book.

Army responded with a long touchdown drive on its next possession to cut the Rice lead to 10 points once again, but it wasn't a two-score game for long. The Owls answered with a 62-yard touchdown drive, capped off with a nine-yard pass from Jackson to Dillard. Later in the fourth quarter, the Owls tacked on the day's final points courtesy of a second Farrimond field goal.

Jackson completed 15-of-21 passes for 209 yards and three scores, and ran the ball seven times for 29 more yards. Davis led the team with 77 yards on 21 carries while Dillard finished with 73 yards on nine rushes.

Taylor's 72 receiving yards led the team while Zach Wright added 47 on five catches.

Gabe Baker led the defense with eight tackles and a fumble recovery, just ahead of Covington and James Radcliffe with seven tackles apiece. Radcliffe also had three tackles for loss as the team racked up a season-high 13 TFL, one more than last week's total against Hawai'i.

Army's Angel Santiago rushed 23 times for 106 of his team's 250 yards on the ground. He also completed five passes for 37 yards and a score.

The Owls allowed a season-best 91 passing yards on 14 attempts.

SCORING SUMMARY				TEAM STATISTICS			INDIVIDUAL STATISTICAL LEADERS															
				1	2	3	4	F	RICE		ARMY	RUSHING		ATT	YDS	TD	RECEIVING		REC	YDS	TD	
				1	2	3	4	F	FIRST DOWNS		17	19	RICE					RICE				
Rice Owls				7	17	14	3	41	Rushing		7	15	Jowan Davis		21	77	0	Zach Wright		5	47	0
Army Black Knights				7	7	7	0	21	Passing		9	2	Darik Dillard		9	73	1	Jordan Taylor		3	72	1
1st	10:29	RICE	Hamilton 2 yd run (Farrimond kick)					Penalty		1	2	Driphus Jackson		7	29	0	Mario Hull		2	37	1	
	1:34	ARMY	Dixon 2 yd run (Grochowski kick)					Rushing Attempts		41	54	Brandon Hamilton		1	2	1	Luke Turner		2	30	0	
2nd	12:37	RICE	Dillard 15 yd run (Farrimond kick)					Yds Gained Rushing		211	287											
	7:17	RICE	Farrimond 23 yd field goal					Yds Lost Rushing		29	48	ARMY					ARMY					
3rd	2:18	RICE	Hull 5 yd reception (Farrimond kick)					NET YDS RUSHING		182	250	Angel Santiago		23	106	1	Edgar Poe		1	54	0	
	0:10	ARMY	Moss 7 yd reception (Grochowski kick)					NET YDS PASSING		209	91	Larry Dixon		13	86	1	T. Giovannelli		1	18	0	
	12:30	RICE	Taylor 41 yd pass (Farrimond kick)					Comp-Att-Int		15-21-0	6-14-0	Terry Baggett		9	41	0	Terry Baggett		1	7	0	
	8:35	RICE	Santiago 24 yd run (Grochowski kick)					TOTAL PLAYS-YDS		62-391	68-341						Xavier Moss		1	7	1	
4th	3:47	RICE	Dillard 9 yd reception (Farrimond kick)					Fumbles-Lost		2-0	4-2	PASSING		C-A-I	YDS	TD	LEADING TACKLERS					
	6:48	RICE	Farrimond 24 yd field goal					Penalties-Yards		5-41	2-24	RICE					RICE					
									Punts-Avg		3-42.3	4-40.2	Driphus Jackson		15-21-0	209	3	Gabe Baker		6-2-8		
									Punt Ret-Yds-TD		0-0-0	1-5-0						James Radcliffe		6-1-7		
									KO Ret-Yds-TD		4-79-0	2-37-0	ARMY					Christian Covington		5-2-7		
									INT Ret-Yds-TD		0-0-0	0-0-0	Angel Santiago		5-11-0	37	1					
									Possession Time		31:25	28:35	A.J. Schurr		1-3-0	54	0	ARMY				
									Third Down Conv		7 of 14	5 of 13						S. Ricciardi		9-1-10		
									Fourth Down Conv		1 of 2	1 of 3						Jeremy Timpf		3-3-6		
									Red Zone Scores-Att		6-6	2-3						Chris Carnegie		4-1-5		
									Sacks-Yds		1-7	1-8										
									Field Goals		2-2	0-0										

RICE 41, NORTH TEXAS 21

OCT. 25, 2014 • RICE STADIUM • HOUSTON, TEXAS

Ryan Pollard returned an interception 60 yards for the go-ahead touchdown and his Rice defensive teammates shackled North Texas to only 45 yards in the second half to spark the Owls to their fourth consecutive win, 41-21.

Rice outscored NT 27-0 in the second half to move to 4-3 on the season and 2-1 in Conference USA while North Texas dropped its fourth straight. The win was Rice's 10th in its last 11 home games and completed its first unbeaten October since 1960 when it was 5-0.

After the teams traded scores and ended the first quarter tied 14-14, North Texas took a 21-14 lead midway through the second on a 1-yard run by Carlos Harris and as the second half drew to a close, the Mean Green appeared headed for a two-score advantage.

Quarterback Andrew McNulty hit a pair of passes for 34 yards to reach the Rice 33 with a first down and just over one minute remaining, but Christian Covington and Zach

Patt stormed in to sandwich McNulty for a loss of 11. On second down, Graysen Schantz forced a hurried throw by McNulty which was incomplete and on third down, Dylan Klare came free on a stunt to drop him for a loss of 10 and end the threat.

Cole Thomas blasted the ball free from Harris on his return of the second half kickoff and Tabari McGaskey recovered to set up a field goal to trim the lead to 21-17.

Five plays later, Pollard jumped a McNulty throw at the Rice 40, darted up the sideline before cutting back to spring free and complete the Owls' first interception return for a touchdown since Michael Kutzler returned one for a score against Kansas in 2013.

Pollard's touchdown was the highlight of a resounding second half performance by the Owls, who held UNT to 34 yards in the third quarter and just 11 in the fourth after surrendering 171 in the opening two quarters.

The Owls held onto their three-point margin until late in the third when Driphus Jackson and the offense found their momentum and fashioned an 11-play, 79-yard scoring march to go up by 10 early in the fourth.

Jackson, who threw for 233 yards, 88 of them on the game's first play to Jordan Taylor to match the longest scoring play in school history, was 5-5 on the drive for 64 yards to set up a one-yard plunge by Darik Dillard.

The Owls added 10 more points in the quarter to reach their final margin of victory. Jackson and Taylor electrified the crowd of 18,430 before most had settled in their seats, connecting on the game's first play. It was Jackson's third career scoring toss of better than 80 yards.

Taylor topped 100 yards receiving for the second straight home game, finishing the day with 137 yards on four catches. He also became the fourth Owl to top 2,000 yards in career receiving.

SCORING SUMMARY				TEAM STATISTICS			INDIVIDUAL STATISTICAL LEADERS																										
				1	2	3	4	F	FIRST DOWNS	NT	RICE	RUSHING	ATT	YDS	TD	RECEIVING	REC	YDS	TD														
North Texas Mean Green				14	7	0	0	21	Rushing	6	9	Antoinne Jimmerson	16	39	0	Darius Terrell	4	43	0														
Rice Owls				14	7	10	17	41	Passing	7	9	Dajon Williams	1	20	0	Carlos Harris	3	65	1														
1st	14:42	RICE	Taylor 88 yd reception (Farrimond kick)						Penalty	3	2	Reggie Pegram	7	20	0	Carl Caldwell	2	39	0														
	7:51	NT	Harris 51 yd reception (Moore kick)						Rushing Attempts	33	46	Carlos Harris	1	1	1	Turner Smiley	2	15	0														
	3:26	RICE	Davis 10 yd run (Farrimond kick)						Yds Gained Rushing	98	195	RICE			RICE																		
	3:11	NT	Kidsy 100 yd kickoff return (Moore kick)						Yds Lost Rushing	72	48	Darik Dillard	13	80	1	Jordan Taylor	4	137	1														
2nd	8:26	NT	Harris 1 yd run (Moore kick)						NET YDS RUSHING	26	188	Jowan Davis	16	55	2	Dennis Parks	4	30	0														
3rd	13:06	RICE	Farrimond 27 yd field goal						NET YDS PASSING	190	233	Brandon Hamilton	6	28	0	Darik Dillard	2	11	0														
	10:30	RICE	R. Pollard 60 yd interception return (Farrimond kick)						Comp-Att-Int	16-34-1	13-26-0	Driphus Jackson	9	26	0	Cameron Decell	1	31	0														
4th	14:01	RICE	Dillard 1 yd run (Farrimond kick)						TOTAL PLAYS-YDS	67-216	72-421	PASSING			C-A-I			YDS			TD			LEADING TACKLERS									
	7:40	RICE	Farrimond 23 yd field goal						Fumbles-Lost	3-1	1-0	NT			Andrew McNulty			15-33-1			186			1			NT						
	0:59	RICE	Davis 4 yd run (Farrimond kick)						KO Ret-Yds-TD	2-118-1	1-10-0	Dajon Williams			1-1-0			4			0			Derek Akunne			6-2-8						
									INT Ret-Yds-TD	0-0-0	1-60-1	Possession Time			24:40			34:55			Daryl Mason			6-1-7									
										Third Down Conv	5 of 16	8 of 16	Driphus Jackson			13-26-0			233			1			Sheldon Wade			6-0-6					
										Fourth Down Conv	1 of 3	0 of 1																RICE					
										Red Zone Scores-Att	1-1	5-5																Jaylon Finner			5-0-5		
										Sacks-Yds	1-3	4-46																James Radcliffe			3-2-5		
										Field Goals	0-0	2-2																Christian Covington			3-2-5		

RICE 31, FIU 17

NOV. 1, 2014 • FIU STADIUM • MIAMI, FLA.

Rice University football jumped out to a 17-0 lead in the first quarter and held off FIU to claim a 31-17 win in the first meeting with the new Conference USA foe at FIU Stadium.

For a second-straight game, the Owls struck early. After forcing and recovering a fumble on FIU's opening drive, Jowan Davis ran 19 yards for a touchdown on Rice's first play from scrimmage less than a minute into the game.

After forcing a punt on the next possession, Rice drove 39 yards on eight plays to set up James Farrimond for a career-long 40-yard field goal to give the visitors a 10-0 advantage just midway through the first quarter.

Rice tacked on seven more points in the frame as Driphus Jackson connected with Jordan Taylor for a 63-yard touchdown to push the lead to 17-0. FIU then got on the board late in the period with a 52-yard strike.

Jackson finished the day with 230 yards and a pair of

touchdowns on 11-of-24 passing and ran the ball nine times for 66 yards. Taylor notched a season-high 115 yards on six catches.

After another Panther touchdown early in the second quarter, Rice responded with another long strike as Jackson found freshman James Mayden for a 69-yard completion. That score pushed the advantage back to double figures at 24-14 before FIU notched a field goal just before halftime to take a 24-17 deficit into the locker room.

The teams battled to a scoreless third quarter before Rice pushed its advantage back to multiple possessions early in the fourth. Luke Turner punctuated a six-play drive with a one-yard touchdown run from the Wild Owl formation early in the frame to put the visitors ahead, 31-17.

That would conclude the scoring as the Owls shut down each of FIU's final drives before they gained momentum.

After missing several games with an injury, defensive end Zach Patt tallied five sacks, with three forced fumbles. Gabe Baker, Jaylon Finner and Alex Lyons each added six tackles in the game as Rice limited FIU to 261 yards in the game.

SCORING SUMMARY				TEAM STATISTICS			INDIVIDUAL STATISTICAL LEADERS												
				1	2	3	4	F	FIRST DOWNS	RICE	FIU	RUSHING	ATT	YDS	TD	RECEIVING	REC	YDS	TD
				17	7	0	7	31	Rushing	8	9	RICE				RICE			
Rice Owls				17	7	0	7	31	Passing	8	5	Jowan Davis	18	55	1	Luke Turner	2	24	0
FIU Panthers				7	10	0	0	17	Penalty	1	0	Darik Dillard	10	47	0	James Mayden	1	69	1
1st	14:27	RICE	Davis 19 yd run (Farrimond kick)						Rushing Attempts	38	46	Luke Turner	1	1	1	Dennis Parks	1	12	0
	8:50	RICE	Farrimond 40 yd field goal						Yds Gained Rushing	183	164								
	4:12	RICE	Taylor 63 yd reception (Farrimond kick)						Yds Lost Rushing	14	48								
	1:17	FIU	Coleman 52 yd reception (Taylor kick)						NET YDS RUSHING	169	102								
2nd	10:01	FIU	Maxwell 11 yd run (Taylor kick)						NET YDS PASSING	230	159	N. Maxwell	16	88	1	J. Smith	5	35	0
	8:57	RICE	Mayden 69 yd reception (Farrimond kick)						Comp-Att-Int	11-25-0	10-23-0	Anthony Samuel	11	33	0	Glenn Coleman	2	101	1
4th	1:27	FIU	Taylor 22 yd field goal						TOTAL PLAYS-YDS	63-399	69-261	Clinton Taylor	1	6	0	R. Burrows	1	10	0
	11:25	RICE	Turner 1 yd run (Farrimond kick)						Fumbles-Lost	0-0	3-2	L. Caldwell	1	3	0	Clinton Taylor	1	7	0
										Penalties-Yards	2-15	5-30	PASSING	C-A-I	YDS	TD	LEADING TACKLERS		
										Punts-Avg	5-41.2	6-39.7	RICE				RICE		
										Punt Ret-Yds-TD	1--2-0	0-0-0	Driphus Jackson	11-24-0	230	2	Zach Patt	6-0-6	
										KO Ret-Yds-TD	1-18-0	0-0-0	Tyler Stehling	0-1-0	0	0	Jaylon Finner	5-1-6	
										INT Ret-Yds-TD	0-0-0	0-0-0				Alex Lyons			
										Possession Time	29:36	30:24	FIU				FIU		
										Third Down Conv	6 of 14	7 of 18	Alex McGough	8-19-0	132	1	W. Myrtil	3-4-7	
										Fourth Down Conv	0 of 1	0 of 1	E.J. Hilliard	2-4-0	27	0	T. Williams	4-2-6	
										Red Zone Scores-Att	2-2	2-2				D. Perkins			
										Sacks-Yds	8-57	2-12							
										Field Goals	1-2	1-1							

RICE 17, UTSA 7

NOV. 8, 2014 • RICE STADIUM • HOUSTON, TEXAS

On a day reserved for honoring past accomplishments, the current members of the Rice football team added another chapter to their own recent history, downing UTSA 17-7 to win their sixth straight this season and their 10th consecutive homecoming game, while posting the most successful three-year run in school history and reach bowl eligibility for the third consecutive year.

Homecoming 2014 featured special recognitions of the Owls 2013-14 C-USA Championship squads, the 2014 Class of Honor Jerseys, two-time Super Bowl champion Darryl Grant and the 1994 Southwest Conference Champion football team and all were treated to another dominant afternoon the Rice defense.

The Owls ground out 420 yards of total offense, but once again turned to their defense to cement the win, which was their 11th in their last 12 at Rice Stadium and their 14th consecutive home win in November.

Brian Nordstrom's sack and forced fumble of backup UTSA quarterback Austin Robinson at the Rice 11 with just under a minute left in the game quelled the Roadrunners' hopes for an improbable late rally. The junior who was named to the Ted Hendricks Award Watch List on Friday, finished with a career-high seven tackles, including 3.5 tackles for loss (2.5 sacks). He raised his season TFL total to 17.5, which ranks third in school history.

Most of the afternoon, the defense effectively bottled up the UTSA attack, while the offense sputtered after an impressive opening drive that covered 80 yards on 13 plays. After taking the opening kickoff, Driphus Jackson engineered an efficient drive down the field before covering the final nine yards himself to give the Owls points on their opening possession for the fourth consecutive game.

UTSA found its footing just before halftime driving to the Rice six. But with seven seconds left, UTSA elected to run the ball with Robinson, who was met by James Radcliffe

and Gabe Baker at the three. Robinson continued to try to drive into the end zone as the clock wound down and the Roadrunners were unable to call time out and set up a field goal.

After missing a field goal on their first possession in the second half, the Owls extended their lead to 17-0 late in the third when Jackson found Mario Hull in the corner of the end zone.

Leading 17-0 heading into the 4th quarter, the Owls were looking to extend their second half shutout streak to seven quarters and register their first shutout since the opening game of the 1995 season, but Robinson ended those hopes with a 24-yard touchdown pass to Kenny Bias with 9:36 left in the game.

Nordstrom's 2.5 sacks on the day give him 7.5 this season, matching fellow defensive end Zach Patt for the team lead and the sixth-best total in school history. Patt chipped in

SCORING SUMMARY				TEAM STATISTICS			INDIVIDUAL STATISTICAL LEADERS									
				UTSA		RICE	RUSHING				RECEIVING					
				UTSA		RICE	UTSA				UTSA					
				1	2	3	4	F	ATT	YDS	TD	REC	YDS	TD		
UTSA Roadrunners				0	0	0	7	7	David Glasco II	9	49	0	Aaron Grubb	4	43	0
Rice Owls				7	3	7	0	17	Austin Robinson	8	29	0	Kenny Bias	3	44	1
1st	9:23	RICE	Jackson 9 yd run (Farrimond kick)			Rushing Attempts	23	56	Brandon Armstrong	3	18	0	David Morgan II	2	23	0
2nd	11:46	RICE	Farrimond 37 yd field goal			Yds Gained Rushing	120	226	Kam Jones	1	10	0	David Glasco II	2	9	0
3rd	2:28	RICE	Hull 8 yd reception (Farrimond kick)			Yds Lost Rushing	16	48	RICE				RICE			
4th	9:38	UTSA	Bias 24 yd reception (Ianno kick)			NET YDS RUSHING	104	207	Jowan Davis	25	121	0	Jordan Taylor	9	92	0
						NET YDS PASSING	153	213	Driphus Jackson	15	48	1	Mario Hull	3	49	1
						Comp-Att-Int	17-32-0	18-28-1	Darik Dillard	12	41	0	Jowan Davis	2	7	0
						TOTAL PLAYS-YDS	55-257	84-420	Luke Turner	1	0	0	Robby Wells	1	36	0
						Fumbles-Lost	1-1	0-0	PASSING				LEADING TACKLERS			
						Penalties-Yards	7-70	8-76	UTSA				UTSA			
						Punts-Avg	8-42.8	3-38.0	Tucker Carter	9-16-0	57	0	Jens Jeters	3-8-11		
						Punt Ret-Yds-TD	3-1-0	2-22-0	Austin Robinson	8-16-0	96	1	Triston Wade	7-3-10		
						KO Ret-Yds-TD	2-47-0	1-17-0	RICE				RICE			
						INT Ret-Yds-TD	1-29-0	0-0-0	Driphus Jackson	18-28-1	213	1	Robert Singletary	3-7-10		
						Possession Time	18:50	41:10					Alex Lyons			
						Third Down Conv	3 of 11	12 of 20					Brian Nordstrom			
						Fourth Down Conv	0 of 0	0 of 1					Zach Patt			
						Red Zone Scores-Att	0-2	3-4								
						Sacks-Yds	2-4	4-14								
						Field Goals	0-0	1-3								

MARSHALL 41, RICE 14

NOV. 15, 2014 • EDWARDS STADIUM • HUNTINGTON, W.VA.

Rice University football saw its six-game winning streak come to an end with a 41-14 setback at No. 21 Marshall at Joan C. Edwards Stadium. The Thundering Herd improved to 10-0 on the season.

Marshall broke Rice's (6-4, 4-2 C-USA) string of four-straight games of scoring first as the Herd kicked a 33-yard field goal late in the first quarter, following a Zach Patt sack on third down, to get on the board. It was just the third time this season, and first time in five games, that the Owls were held scoreless in the first quarter.

The sack gave Patt 8.5 on the season, tying him for second on the program's single-season list.

The Herd then found pay-dirt early in the second quarter to punctuate a 59-yard drive and increased its lead to 10-0. The home team followed that drive up with an 85-yarder to put the Owls in a 17-point hole with another touchdown.

The Owls responded shortly before halftime, as Bryce Callahan picked off his 12th career interception and returned 28 yards it to the Marshall 17-yard line. The Owls needed just four plays to score as Jordan Taylor hauled in an 18-yard catch on third down to set up Jowan Davis' three-yard touchdown run.

Callahan's interception gave him sole possession of fourth place on the program's career list, passing Nathan Bennett and LaDoughyous McCalla. Taylor caught a career-high nine passes (for 88 yards) for a second week in a row and moved past David Houser and James Casey for fourth on the program's career receptions list with 158 catches.

The Herd finished out the second quarter with a six-play, 68-yard drive to tack on a field goal and take a 20-7 lead into the intermission. The 17-point frame was the highest scoring quarter allowed by the Owls on the season.

Marshall picked up where it left off in the third quarter with

14-straight points to up the advantage to 34-7 before the Owls pounced on a fumble on a punt. The recovery by Nick Elder set up favorable field position, but the Owls were unable to convert on downs inside the 10-yard line.

Elder and fellow linebacker Alex Lyons led the squad with 10 tackles apiece. The mark was a career high for both players.

After the Herd tacked on another score, Rice was able to respond with a 75-yard drive capped off by a 10-yard scoring run by Darik Dillard, his eighth touchdown of the season. That pulled Rice within 41-14 closed out the scoring on the day.

The Owls finished the day with a season-low 180 yards of total offense (99 passing, 81 rushing). Marshall racked up 581 yards, including 297 passing yards by Rakeem Cato. The quarterback completed 23-of-37 passes with four touchdowns.

	1	2	3	4	F
Rice Owls	0	7	0	7	14
Marshall Thundering Herd	3	17	14	7	41

1st	2:18	HERD	Haig 33 yd field goal
2nd	12:29	HERD	Yurachek 2 yd reception (Haig kick)
	6:58	HERD	Foster 25 yd reception (Haig kick)
	2:04	RICE	Davis 3 yd run (Hairston kick)
3rd	0:18	HERD	Haig 21 yd field goal
	9:29	HERD	Frohnappfel 30 yd reception (Haig kick)
	3:36	HERD	Johnson 2 yd run (Haig kick)
4th	9:45	HERD	McManus 7 yd reception (Haig kick)
	5:16	RICE	Dillard 10 yd run (Hairston kick)

	RICE	HERD
FIRST DOWNS	15	30
Rushing	5	13
Passing	7	17
Penalty	3	0
Rushing Attempts	35	44
Yds Gained Rushing	112	289
Yds Lost Rushing	31	48
NET YDS RUSHING	81	284
NET YDS PASSING	99	297
Comp-Att-Int	11-23-0	23-37-1
TOTAL PLAYS-YDS	58-180	81-581
Fumbles-Lost	0-0	1-1
Penalties-Yards	2-19	7-70
Punts-Avg	8-36.0	2-42.5
Punt Ret-Yds-TD	0-0-0	3-18-0
KO Ret-Yds-TD	2-37-0	2-43-0
INT Ret-Yds-TD	1-28-0	0-0-0
Possession Time	26:15	33:45
Third Down Conv	3 of 12	12 of 16
Fourth Down Conv	0 of 1	0 of 0
Red Zone Scores-Att	2-3	5-5
Sacks-Yds	1-5	3-26
Field Goals	0-0	2-2

RUSHING RICE		ATT	YDS	TD	RECEIVING RICE		REC	YDS	TD
Jowan Davis		19	76	1	Jordan Taylor		9	88	0
Darik Dillard		6	24	1	Darik Dillard		1	9	0
Darrion Pollard		1	1	0	Luke Turner		1	2	0
MARSHALL					MARSHALL				
Devon Johnson		27	199	1	Tommy Shuler		8	79	0
Steward Butler		9	60	0	E. Frohnafel		6	107	1
Rakeem Cato		5	12	0	Ryan Yurachek		4	31	1
Remi Watson		2	8	0	D. McManus		2	17	1
PASSING RICE		C-A-I	YDS	TD	LEADING TACKLERS RICE				
Driphus Jackson		11-23-0	99	0	Alex Lyons		3-7-10		
					Nick Elder		1-9-10		
					James Radcliffe		1-7-8		
MARSHALL					MARSHALL				
Rakeem Cato		23-37-1	297	4	J. Holmes		2-7-9		
					Neville Hewitt		2-3-5		
					A. Blackmon		2-3-5		

RICE 31, UTEP 13

NOV. 21, 2014 • RICE STADIUM • HOUSTON, TEXAS

Mario Hull saved his finest performance as a Rice Owl for his final game at Rice Stadium, catching six passes for a career-high 150 yards and a touchdown to lead Rice to a 31-13 win over UTEP.

With the win, the Owls reached the seven-win plateau for the third consecutive year for the first time in school history. Rice assured itself of earning a third straight bowl berth for the first time and extended its home winning streak in November to 15 consecutive games.

Hull posted the Owls' top receiving game of the year and the most receiving yards since Jordan Taylor finished with 185 yards against UTEP last season.

Driphus Jackson, who threw for 227 yards on just nine completions to move his season total to 2,187 while adding 53 on the ground, knew going into the game that for Rice to win, one or more of his receivers would need to come up big.

While Hull sparked the Owls' offensive efforts, the Rice defense rose to the challenge presented by the UTEP's rushing attack, holding the nation's 24th ranked unit to just 53 yards on the night, including a -5 yards in the second half. The Owls throttled UTEP's Aaron Jones, who came in as C-USA's second-leading rusher at 118 yards per game, to just 23. Jones raced to 186 yards against the Owls last season at Rice Stadium.

After pregame ceremonies to honor Hull and his 18 fellow seniors, the Owls started sluggishly, failing to register a first down and gaining only five yards on nine plays while UTEP ground out 45 yards on the ground and held on to the ball for nearly 10 minutes.

Hull provided the first of many sparks early in the second quarter, latching on to a 12-yard pass from Driphus Jackson to give the Owls their initial first down of the night. Rice drove to the UTEP 11 before stalling, but James Hairston booted a 32-yard field goal to give Rice a 3-0 lead.

UTEP answered with a field goal, but Rice responded with a 10-play drive to take the lead for good just before halftime. Darik Dillard darted in for the first of his two scores on the ground to put Rice up 10-3 heading to the locker room. Rice stormed out of the locker room in the second half to extend the lead to 17-3 thanks to Hull. He caught passes for 28 and 38 yards on the drive, then watched teammate Jordan Taylor make a circus catch for a 24-yard touchdown.

The Miners road the passing of quarterback Jameill Showers to cut the lead to 17-13 late in the third, before Hull answered with a career-best, 55-yard reception to set up a second run by Dillard to push the lead back to 24-13.

In the final quarter, the Owls turned the tables on UTEP, which came into the game leading the conference in time of possession, holding the ball for nearly 11 minutes. Hull finally found the end zone with just under six minutes left, gathering in a five-yard pass from Jackson to push the final margin to 31-13.

SCORING SUMMARY						TEAM STATISTICS			INDIVIDUAL STATISTICAL LEADERS																
							UTEP	RICE																	
						1	2	3	4	F				FIRST DOWNS	12	17	RUSHING	ATT	YDS	TD	RECEIVING	REC	YDS	TD	
														UTEP			UTEP				UTEP				
UTEP Miners						0	3	10	0	13				Rushing	1	9	Nathan Jeffery	7	27	0	Ian Hamilton	4	130	0	
Rice Owls						0	10	14	7	31				Passing	8	8	Aaron Jones	7	23	0	Eric Tomlinson	4	27	0	
2nd	9:20	RICE	Hairston 32 yd field goal										Penalty	3	0	Josh Bell	3	10	0	Autrey Golden	3	0	0		
	4:26	UTEP	Mattox 33 yd field goal										Rushing Attempts	25	42	Jameill Showers	6	1	1	Katrae Ford	2	20	0		
	0:53	RICE	Dillard 5 yd run										Yds Gained Rushing	75	179										
3rd	12:51	RICE	Taylor 24 yd reception										Yds Lost Rushing	22	48										
	6:38	UTEP	Mattox 28 yd field goal										NET YDS RUSHING	53	165	RICE									
	3:00	UTEP	Showers 5 yd run										NET YDS PASSING	209	227	Jowan Davis	21	67	0	Mario Hull	6	150	1		
4th	0:39	RICE	Dillard 3 yd run										Comp-Att-Int	17-30-0	10-22-1	Driphus Jackson	11	53	0	Jordan Taylor	2	37	1		
	5:41	RICE	Hull 5 yd reception										TOTAL PLAYS-YDS	55-262	64-392	Darik Dillard	8	43	2	Dennis Parks	1	31	0		
													Fumbles-Lost	2-2	0-0	Luke Turner	2	2	0	Zach Wright	1	9	0		
															Penalties-Yards	3-20	12-95								
															Punts-Avg	6-34.5	6-41.7	PASSING	C-A-I	YDS	TD	LEADING TACKLERS			
															Punt Ret-Yds-TD	4-8-0	3-22-0	UTEP				UTEP			
															KO Ret-Yds-TD	4-97-0	1-9-0	Jameill Showers	17-30-0	209	0	Wesley Miller	8-2-10		
															INT Ret-Yds-TD	1-0-0	0-0-0				Jameel Erving	7-0-7			
															Possession Time	28:09	31:51	RICE				Alvin Jones	4-1-5		
															Third Down Conv	3 of 12	7 of 15	Driphus Jackson	10-22-1	227	2				
															Fourth Down Conv	0 of 1	0 of 0				RICE				
															Red Zone Scores-Att	3-3	4-4				J.T. Blasingame	3-2-5			
															Sacks-Yds	3-9	2-14				Cole Thomas	4-0-4			
															Field Goals	2-2	1-1				Nick Elder	3-1-4			

LA TECH 76, RICE 31**NOV. 29, 2014 • JOE AILLET STADIUM • RUSTON, LA.**

(AP) - Cody Sokol threw four touchdown passes, Kenneth Dixon rushed for 137 yards with three scores and Louisiana Tech clinched the Conference USA West Division title with a 76-31 victory over Rice.

Louisiana Tech turned a tight contest into victory in the second half. Dixon and Jarred Craft each scored on long runs and Sokol threw a pair of scores to Trent Taylor. The Bulldogs also recovered two fumbles for touchdowns, including one of their own as Carlos Henderson recovered Dixon's fumble in the end zone.

Driphus Jackson had 337-yards passing with four touchdowns for Rice (7-5, 5-3). He threw two of his three interceptions in the decisive third quarter.

SCORING SUMMARY				TEAM STATISTICS			INDIVIDUAL STATISTICAL LEADERS												
				1	2	3	4	F	FIRST DOWNS	RICE	LA TECH	RUSHING	ATT	YDS	TD	RECEIVING	REC	YDS	TD
				1	2	3	4	F	FIRST DOWNS	RICE	LA TECH	RICE	ATT	YDS	TD	RICE	REC	YDS	TD
Rice Owls				3	14	7	7	31	Rushing	4	10	Jowan Davis	12	19	0	Jordan Taylor	10	136	1
Louisiana Tech Bulldogs				21	7	28	20	76	Passing	13	14	Darik Dillard	9	16	0	Zach Wright	4	54	1
1st	9:42	RICE	Hairston 35 yd field goal						Penalty	0	2	Brandon Hamilton	2	7	0	Mario Hull	4	54	2
	6:12	LA TECH	Dixon 1 yd run (Fischer kick)						Rushing Attempts	32	36	Tyler Stehling	1	-2	0	Dennis Parks	2	52	0
	2:19	LA TECH	Henderson 72 yd reception (Fischer kick)						Yds Gained Rushing	65	271								
	0:03	LA TECH	Turner 35 yd reception (Fischer kick)						Yds Lost Rushing	31	48								
2nd	12:14	RICE	Hull 7 yd reception (Hairston kick)						NET YDS RUSHING	34	269	LA TECH				LA TECH			
	7:43	RICE	Wright 51 yd reception (Hairston kick)						NET YDS PASSING	337	408	Kenneth Dixon	17	137	3	Paul Turner	7	122	1
	5:29	LA TECH	Dixon 10 yd run (Fischer kick)						Comp-Att-Int	25-40-3	22-35-1	Jarred Craft	7	88	1	Trent Taylor	7	120	2
3rd	14:24	RICE	Hull 35 yd reception (Hairston kick)						TOTAL PLAYS-YDS	72-371	71-677	Tevin King	5	21	0	Hunter Lee	4	34	0
	11:59	LA TECH	Dixon 31 yd run (Barnes kick)						Fumbles-Lost	2-1	1-0	Blake Martin	2	17	0	C. Henderson	2	114	1
	8:20	LA TECH	Craft 58 yd run (Barnes kick)						Penalties-Yards	5-55	3-15	PASSING	C-A-I	YDS	TD	LEADING TACKLERS			
	4:44	LA TECH	Henderson 0 yd fumble recovery (Barnes kick)						Punts-Avg	6-43.7	1-48.0	RICE				RICE			
4th	1:49	LA TECH	Taylor 35 yd reception (Barnes kick)						Punt Ret-Yds-TD	0-0-0	1-22-0	Driphus Jackson	25-40-3	337	4	Jaylon Finner	9-1-10		
	11:31	LA TECH	Taylor 24 yd reception (Barnes kick)						KO Ret-Yds-TD	8-138-0	4-134-0				Cole Thomas	4-1-5			
	9:31	LA TECH	Fitte 19 yd fumble recovery (PAT failed)						INT Ret-Yds-TD	1-20-0	3-24-0	LA TECH				Alex Lyons	4-0-4		
	5:45	RICE	Taylor 27 yd reception (Hairston kick)						Possession Time	31:51	28:09	Cody Sokol	20-32-1	387	4				
	2:47	LA TECH	Burch 7 yd run (Barnes kick)						Third Down Conv	7 of 16	9 of 14	Taylor Burch	1-2-0	9	0	LA TECH			
									Fourth Down Conv	0 of 0	1 of 1				DeAngelo Brooks	1-6-7			
									Red Zone Scores-Att	2-2	4-5				Nick Thomason	3-3-6			
									Sacks-Yds	0-0	3-22				Terrell Pinson	2-4-6			
									Field Goals	1-1	0-2								

RICE 30, FRESNO STATE 6 (HAWAI'I BOWL)

DEC. 24, 2014 • ALOHA STADIUM • HONOLULU, HAWAI'I

Rice junior quarterback Driphus Jackson set a school bowl record by throwing for 318 yards and tied a second with three touchdown passes, while a rejuvenated Owls defense held Fresno State out of the end zone to lead them to a 30-6 win in the 13th Hawai'i Bowl.

The victory marked a redemptive rebound for the Owls defense, who surrendered 76 points in their regular season finale at Louisiana Tech in late November. They bottled up the Mountain West's fourth-best offense, holding the Bulldogs to 158 yards and 22 points below their season averages. Fresno State ran only two plays inside the red zone for -3 yards and was held to -4 yards on seven plays inside the Owls' 25. It marked the first time in the history of the Hawai'i Bowl that a team was held without a touchdown and was the first time Rice had held a foe out of the end zone since the Memphis game in 2011.

The win allowed the Owls to reach eight wins in a season for just the ninth time in school history.

Jackson made an immediate statement in the opening quarter, leading the Owls to a 16-3 lead that proved to be all they would need to grab their third bowl title in four opportunities under head coach David Bailiff.

Jackson and the Owls started quickly, marching down the field for an opening field goal, but then saw Fresno State answer with a field goal of its own thanks to a pair of penalties by the defense.

But he had a quick answer for the Bulldogs hopes, combining on a 53-yard pass play to Dennis Parks which set up a 14-yard touchdown toss to Jordan Taylor. Rice got the ball right back on the Bulldogs first play after the score as J.T. Blasingame picked up his first career interception and Jackson wasted no time, hitting Mario Hull on a 69-yard scoring play which was the longest touchdown pass in Rice Bowl history.

The 16-point first quarter was the most productive opening bowl quarter in school history and the most points in any bowl game quarter since the Owls scored 21 in the second quarter of their first-ever bowl appearance, the 1938 Cotton Bowl.

Fresno State tallied a second field goal in the second quarter to cut the margin to 16-6 at halftime and after the teams traded punts to open the third quarter, the Bulldogs' Marteze Waller broke off a 41-yard gain to the Rice 24 to put them on the doorstep of more points. But the drive stalled and on fourth down Brian Nordstrom broke through to block the field goal attempt.

Nordstrom and the rest of the Rice defense consistently rose to meet each challenge fashioned by Fresno State, thanks in large part to 12 tackles for loss and a stout effort on fourth down as the Owls stopped the Bulldogs four times on fourth down to run their season total to 15 stops in 20 chances (25%).

SCORING SUMMARY						TEAM STATISTICS			INDIVIDUAL STATISTICAL LEADERS								
						FS	RICE										
						FIRST DOWNS	15	16	RUSHING	ATT	YDS	TD	RECEIVING	REC	YDS	TD	
						1	2	3	4	F							
Fresno State						3	3	0	0	6	FRESNO STATE						
Rice						16	0	7	7	30	FRESNO STATE						
1st	10:32	RICE	Hairston 21 yd field goal			Rushing Attempts	42	40	Marteze Waller	15	76	0	Josh Harper	4	25	0	
	2:16	FS	Kroening 44 yd field goal			Yds Gained Rushing	205	163	Josh Quezada	12	52	0	Greg Watson	4	14	0	
	0:23	RICE	Taylor 14 yd reception (PAT failed)			Yds Lost Rushing	43	48	Brian Burrell	9	32	0	Justin Johnson	2	15	0	
	0:04	RICE	Hull 69 yd reception (Hairston kick)			NET YDS RUSHING	162	137	Zack Greenlee	4	7	0	Josh Quezada	2	6	0	
2nd	8:53	FS	Kroening 40 yd field goal			NET YDS PASSING	93	326	RICE				RICE				
3rd	6:18	RICE	Parks 40 yd reception (Hairston kick)			Comp-Att-Int	17-38-2	16-26-0	Jowan Davis	13	46	0	Dennis Parks	5	109	1	
4th	10:07	RICE	Dillard 1 yd run (Hairston kick)			TOTAL PLAYS-YDS	80-255	66-463	Luke Turner	6	42	0	Jordan Taylor	5	61	1	
						Fumbles-Lost	1-0	0-0	Driphus Jackson	13	41	0	Mario Hull	3	82	1	
						Penalties-Yards	1-15	12-100	Brandon Hamilton	2	5	0	Darik Dillard	2	57	0	
						Punts-Avg	6-43.5	8-40.5	PASSING				C-A-I	YDS	TD	TACKLES	
						Punt Ret-Yds-TD	2-9-0	2-8-0	FRESNO STATE				FRESNO STATE				
						KO Ret-Yds-TD	2-40-0	2-41-0	Brian Burrell	10-20-2	44	0	Karl Mickelsen	9-2-11			
						INT Ret-Yds-TD	0-0-0	2-0-0	Zack Greenlee	7-18-0	49	0	Ejiro Ederaine	7-4-11			
						Possession Time	27:45	32:15	RICE				Derron Smith				
						Third Down Conv	7 of 21	3 of 14	Driphus Jackson	15-24-0	318	3	RICE				
						Fourth Down Conv	0 of 4	0 of 1	Luke Turner	1-2-0	8	0	Alex Lyons	8-0-8			
						Red Zone Scores-Att	0-1	3-3					Julius White	7-1-8			
						Sacks-Yds	2-14	4-24					Bryce Callahan	6-0-6			
						Field Goals	2-3	1-1									

RICE FOOTBALL RECORDS

RUSHING

ATTEMPTS

Game	42	Trevor Cobb	
		vs. Iowa St.	S 28, 1991
Season	360	Trevor Cobb	1991
Career	1,091	Trevor Cobb	1989-92

YARDS

Game	265	Dicky Maegle vs. Alabama	
		J 1, 1954	
Season	1,692	Trevor Cobb	1991
Career	4,948	Trevor Cobb	1989-92

YARDS PER CARRY

Game	24.1	Dicky Maegle vs. Alabama	
		J 1, 1954	
Season	7.3	Dicky Maegle	1953
Career	6.6	Dicky Maegle	1952-54

TOUCHDOWNS

*Game	4	Jeremy Eddington	
		vs. E. Carolina	N 20, 2010
Season	14	Trevor Cobb	1991
Career	38	Trevor Cobb	1989-92

PASSING

ATTEMPTS

Game	66	Chase Clement vs. Tulsa	
		N 24, 2007	
Season	508	Chase Clement	2007
Career	1,387	Chase Clement	2005-08

COMPLETIONS

Game	40	Chase Clement vs. Tulsa	
		N 24, 2007	
Season	326	Chase Clement	2008
Career	832	Chase Clement	2005-08

YARDS

Game	541	Chase Clement vs. Tulsa	
		N 24, 2007	
Season	4,119	Chase Clement	2008
Career	9,785	Chase Clement	2005-08

COMPLETION PERCENTAGE

Game	91.7	Josh LaRocca vs. Baylor	
		N 12, 1994	
Season	66.5	Chase Clement	2008
Career	60.0	Chase Clement	2005-08

TOUCHDOWN COMPLETIONS

Game	6	Chase Clement vs. UTEP	
		N 3, 2007	
	6	Chase Clement vs. SMU	
		A 29, 2008	
	6	Chase Clement vs. USM	
		O 18, 2008	
Season	44	Chase Clement	2008
Career	99	Chase Clement	2005-08

INTERCEPTIONS THROWN

Game	5	Joel Armstrong vs. Troy	
		D 23, 2006	
Season	24	Randy Hertel	1977, 79
Career	68	Randy Hertel	1977-80

LONGEST PASS PLAY

	88	Driphus Jackson to Sam McGuffie	
		vs. Houston	S 29, 2012
		Driphus Jackson to Jordan Taylor	
		vs. N. Texas	O 25, 2014

TOTAL OFFENSE

PLAYS (Rush/Pass)

Game	83	Chase Clement vs. Tulsa	
		(14/58)	N 24, 2007
Season	652	Chase Clement	2007
		(144/508)	
Career	1,857	Chase Clement	2005-08
		(470/1,387)	

YARDS

Game	601	Chase Clement vs. Tulsa	
		(60/541)	N 24, 2007
Season	4,812	Chase Clement	2008
		(693/4,119)	
Career	11,526	Chase Clement	2005-08
		(1,741/9,785)	

TOUCHDOWNS

Game	8	Chase Clement vs. UTEP	
		(2/6)	N 3, 2007
Season	56	Chase Clement	2008
		(12/44)	
Career	124	Chase Clement	2005-08
		(25/99)	

RECEIVING

RECEPTIONS

Game	14	David Houser at Florida	
			N 20, 1976
Season	111	James Casey	2008
Career	292	Jarett Dillard	2005-08

YARDS

Game	208	James Casey at Memphis	
		S 6, 2008	
Season	1,329	James Casey	2008
Career	4,138	Jarett Dillard	2005-08

TOUCHDOWNS

Game	4	Jarett Dillard vs. N. Texas	
		S 27, 2008	
Season	21	Jarett Dillard	2006
Career	60	Jarett Dillard	2005-08

RICE FOOTBALL RECORDS

ALL-PURPOSE YARDS

TOTAL Yards (Rush/Pass/Return)		
Game	295	Trevor Cobb vs. Iowa State (240/39/16) S 28, 1991

Season	1,844	Trevor Cobb (1692/136/16) 1991
--------	-------	-----------------------------------

Career	6,512	Trevor Cobb (4948/892/672) 1989-92
--------	-------	---------------------------------------

TOTAL PLAYS

Game	47	Trevor Cobb vs. Iowa State (42/0/5) S 28, 1991
------	----	---

Season	375	Trevor Cobb (360/14/1) 1991
--------	-----	--------------------------------

Career	1,223	Trevor Cobb (1,091/94/38) 1989-92
--------	-------	--------------------------------------

SCORING

TOTAL POINTS		
Game	36	Griff Vance vs. SMU (6 TDs) N 17, 1916

Season	126	Jarett Dillard 2006
Career	360	Jarett Dillard 2005-08

TOUCHDOWNS

Game	6	Griff Vance vs. SMU N 17, 1916
------	---	-----------------------------------

Season	21	Jarett Dillard 2006
Career	60	Jarett Dillard 2005-08

KICKING

FIELD GOALS MADE

*Game	5	Chris Boswell vs. SMU N 17, 2012
-------	---	-------------------------------------

Season	23	Chris Boswell 2012
Career	65	Chris Boswell 2010-13

FIELD GOALS ATTEMPTED

Season	27	Mark Williams 1972
Career	67	Chris Boswell 2010-13

FIELD GOAL PERCENTAGE

Season	88.9	Derek Crabtree 1999 (8-9)
Career	81.8	Derek Crabtree (27-33) 1998-01

LONGEST FIELD GOAL

Game	57	James Hamrick at Texas Tech O 19, 1985
		Chris Boswell at LA Tech S 15, 2012

PATs MADE

Game	11	Clark Fangmeier vs. NT S 27, 2008
------	----	--------------------------------------

Season	73	Clark Fangmeier 2008
Career	179	Clark Fangmeier 2006-09

PATs ATTEMPTED

Season	73	Clark Fangmeier 2008
Career	181	Clark Fangmeier 2006-09

PUNTING

ATTEMPTS

*Game	12	Bobby Schrader vs. Houston D 2, 1989
-------	----	---

Season	86	Steve Gleaves 1977
Career	287	Dale Walters 1980-83

YARDS

Season	3,452	Dale Walters 1983
Career	11,242	Dale Walters 1980-83

AVERAGE

Game	52.4	Jared Scruggs vs. Tulsa N 8, 2003
Season	45.98	Kyle Martens 2010
Career	43.0	Kyle Martens 2008-11

LONGEST PUNT

Game	84	Dale Walters vs. Arkansas O 31, 1981
------	----	---

PUNT RETURNS			TEAM OFFENSIVE RECORDS		
PUNT RETURNS			TOTAL OFFENSE YARDAGE		
Game	8	Horton Nesrsta at UCLA	Game	733	at LA Tech N 27, 2003
		O 11, 1952	Season	6,122	2008
		Mario Hull vs. Memphis	NET RUSHING YARDS		
		O 8, 2011	Game	672	at La Tech N 27, 2003
Season	44	Horton Nesrsta 1952	Season	3,800	2003
Career	81	Huey Keeney 1945-48	YARDS PER CARRY (Att/Yds)		
PUNT RETURN YARDS			Game	8.3	at New Mexico O 5, 2006
Game	142	Rex Procter vs. New Mexico		(58/481)	
		O 8, 1949	Season	5.5 (687/3800)	2003
Season	536	Horton Nesrsta 1952	PASSING COMPLETIONS		
Career	893	Horton Nesrsta 1951-53	Game	40	vs. Tulsa N 24, 2007
LONGEST PUNT RETURN			Season	339	2008
Game	92	Fred Jacobs vs. TCU	PASSING ATTEMPTS		
		N 21, 1942	Game	66	vs. Tulsa N 24, 2007
POINTS			Season	526	2007
Game	146	vs. SMU N 17, 1916	NET PASSING YARDS		
Season	537	2008	Game	541	vs. Tulsa N 24, 2007
PLAYS			Season	4,254	2008
Game	104	vs. Tulsa N 24, 2007	TOUCHDOWN PASSES		
Season	1026	2012	*Game	6	vs. Houston N 29, 2008
			Season	48	2008
			FEWEST TURNOVERS (Fumbles/INTs)		
			Season	12 (4/8)	2014
				14 (9/5)	1996
				14 (12/2)	1998
				14 (8/6)	2001
			FEWEST FUMBLES LOST		
			*Season	4	2014
				7	2006
			MOST FUMBLES		
			Game	9	vs. Pittsburgh N 3, 1951
			Season	46	1951
			MOST FUMBLES LOST		
			Game	7	vs. Pittsburgh N 3, 1951
			Season	27	1951
			MOST INTERCEPTIONS		
			*Game	6	at Texas A&M
					O 23, 1982
			Season	31	1977
			FEWEST INTERCEPTIONS		
			Season	2	1998
			MOST PENALTIES		
			Game	16	at Texas Tech O 17, 1981
			Season	81	1984
			MOST PENALTY YARDS		
			Game	146	vs. Baylor N 17, 1984
			Season	720	1987
			FEWEST PENALTY YARDS		
			Season	258	1961
			CONSECUTIVE VICTORIES		
			Overall	12	1949-50
			C-USA	7	2006-07
			CONSECUTIVE LOSSES		
			Overall	18	1987-88
			C-USA	5	2005

DEFENSE

TACKLES

Season	196	Robert Williamson	1980
Career	367	O.J. Brigrance	1987-90

SACKS

Season	12	Brandon Green	2001
Career	24	Brandon Green	1999-02
		Scott Solomon	2007-11

TACKLES FOR LOSS (Includes Sacks)

Season	21	Brandon Green	2001
Career	46	Larry Izzo	1992-95

INTERCEPTIONS

*Game	3	Dan Dawson vs. Hawai'i	O 21, 2000
Season	7	Dan Dawson	7
Career	15	Bruce Henley	1971-73

INTERCEPTION RETURN YARDS

Game	113	Dan Dawson vs. SMU	N 4, 2000
Season	206	Dan Dawson	2000
Career	352	Dan Dawson	1998-01

*Denotes last time

KICK RETURNS

KICKOFF RETURNS

Game	11	Trevor Cobb vs. Houston	D 2, 1989
Season	41	Ja'Corey Shepherd	2008
Career	109	Michael Perry	1995-98

KICKOFF RETURN YARDS

Game	261	Charles Ross at Tulane	N 13, 2010
Season	885	Ja'Corey Shepherd	2008
Career	2,366	Michael Perry	1995-98

LONGEST KICKOFF RETURN

*Game	99	James Sykes vs. Montana	O 22, 1973
-------	----	-------------------------	------------

FEWEST POINTS ALLOWED

*Game	0	vs. UNLV	S 2, 1995
Season	62	(Since 1937)	1946

MOST POINTS ALLOWED

Game	81	at Austin College	N 28, 1912
Season	517		2009

TOTAL DEFENSE (Fewest Yards)

Game	81	vs. Southwestern O	5, 1946
Season	1,670		1946

TOTAL DEFENSE (Most Yards)

Game	777	at Houston	N 28, 1992
Season	6,130		2007

FEWEST RUSHING YARDS

Game	0	vs. Tulane	N 3, 2012
Season	1,264		1953

MOST RUSHING YARDS

Game	526	at Texas A&M	O 23, 1976
Season	3,644		1978

TEAM DEFENSIVE RECORDS

FEWEST PASSING YARDS

*Game	0	vs. SMU	O 20, 1973
Season	637		1946

MOST PASSING YARDS

Game	654	at Houston	N 28, 1992
Season	3,749		2007

MOST TOUCHDOWN PASSES

Game	9	at Houston	O 27, 2011
Season	37		2007

MOST INTERCEPTIONS

Game	9	vs. Sam Houston	O 4, 1941
Season	24		1953

MOST FUMBLES FORCED

Game	11	vs. Arkansas	N 5, 1949
Season	42		1978

MOST FUMBLES RECOVERED

*Game	6	vs. TCU	N 25, 1950
Season	33		1978

FEWEST FUMBLES RECOVERED

Season	5		2005
--------	---	--	------

*Denotes last time

FEWEST POINTS ALLOWED			POINTS SCORED			TOTAL PLAYS			OFFENSIVE YARDS			FIRST DOWNS		
SEASON			SEASON			SEASON			SEASON			SEASON		
1	14	1913	1	537	2008	1	1,046	2013	1	6,122	2008	1	337	2008
2	28	1920	3	415	2013	2	1,026	2012	2	5,678	2013	2	306	2012
3	42	1917	4	414	2012	3	965	2008	3	5,556	2012	3	302	2013
4	44	1934	5	377	2007	4	946	2001	4	5,190	2014	4	279	2007
5	53	1916	6	374	2014	5	923	2014	5	4,848	2007	5	260	2001
SEASON SINCE 1937			7	350	1916	6	909	2007	6	4,843	2001	6	254	2006
1	62	1946		350	2006	7	873	2006	7	4,486	2006	7	252	2014
2	72	1960	9	344	2010	8	859	2009	8	4,764	2003	8	247	2003
3	73	1940	10	343	2003	9	854	2010	9	4,504	2010	9	241	1987
4	74	1942	GAME			10	853	1987	GAME			10	238	2004
	74	1947	1	146	vs. SMU N 17, 1916	GAME			1	733	at Louisiana Tech N 27, 2003	GAME		
GAME			2	77	vs. North Texas S 27, 2008	2	100	at San Jose State O 2, 2004	2	700	vs. Tulsa N 24, 2007	1	38	vs. Tulsa N 24, 2007
Rice has recorded 125 shutouts in its football history, the last coming on Sept. 2, 1995, against UNLV (38-0). Through the 2014 season, the Owls have not shut out an opponent in 251 games.			3	63	at San Jose State O 2, 2004	3	98	vs. Texas Tech O 15, 1988	3	671	vs. UTEP N 5, 2011	2	35	at Louisiana Tech N 27, 2003
			4	62	ECU 2010	4	94	at La. Tech N 27, 2003	4	653	vs. Tulsa N 10, 2001		35	vs. Marshall S 22, 2012
			5	59	vs. Tulsa N 10, 2001	5	93	5 times	5	647	vs. Marshall S 22, 2012		35	vs. Louisiana Tech N16, 2013
			6	57	vs. Galveston AAF S 23, 1944			Last: Marshall S 22, 2012				4	33	at San Jose State O 2, 2004
			7	56	vs. Six Times							5	32	vs. Texas Tech O 15, 1988
					Last: Houston N 29, 2008								32	at Northwestern S 20, 1997

RUSHING ATTEMPTS

SEASON		
1	752	2001
2	699	2013
3	690	1997
4	688	2004
5	687	2003
6	657	1996
7	655	1999
8	634	1998
9	626	2000
10	625	2012

GAME

1	89	at Louisiana Tech	N 27, 2003
2	85	at San Jose State	O 2, 2004
3	82	vs. Boise State	O 6, 2001
4	81	vs. San Jose State	O 16, 1999
5	77	at Northwestern	S 20, 1997
	77	vs. SMU	O 9, 2004

FEWEST RUSHING ATTEMPTS

SEASON		
1	305	1976

RUSHING YARDS

SEASON		
1	3,800	2003
2	3,660	1997
3	3,375	2001
4	3,372	2004
5	3,359	1996
6	3,183	2013
7	2,835	1999
8	2,829	1998
9	2,735	1953
10	2,725	2002

GAME

1	672	at Louisiana Tech	N 27, 2003
2	570	at San Jose State	O 2, 2004
3	505	vs. Arkansas	N 7, 1953
4	498	vs. Tulsa	N 10, 2001
5	496	vs. Utah	N 2, 1996
	496	vs. SMU	O 9, 2004

GAME

1	12	vs. Baylor	N 13, 1976
---	----	------------	------------

YARDS PER CARRY

SEASON (ATT/YDS)		
1	5.5 (687/3800)	2003
2	5.30 (690/3660)	1997
3	5.27 (637/3359)	1996
4	5.0 (538/2735)	1953
5	4.9 (688/3372)	2004
6	4.6 (699/3183)	2013
7	4.496 (606/2725)	2002
8	4.488 (752/3375)	2001
9	4.462 (634/2829)	1998
10	4.457 (475/2117)	1987

GAME (ATT/YDS)

1	8.3	at New Mexico	O 5, 1996
	(58/481)		
2	7.5	at Louisiana Tech	N 27, 2003
	(89/672)		
3	7.3	vs. Nevada	N 1, 2003
	(53/387)		
4	7.1	vs. Utah	N 2, 1996
	(70/496)		
5	7.0	vs. UTEP	N 22, 2003
	(64/450)		

PASS COMPLETIONS

SEASON		
1	339	2008
2	311	2007
3	270	1976
4	248	2006
	248	2009
6	236	2012
7	222	2011
8	218	2010
9	216	1989
10	198	1978

GAME

1	40	vs. Tulsa	N 24, 2007
2	35	vs. Troy	D 23, 2006
	35	vs. UTEP	N 3, 2007
	35	vs. Tulane	N 17, 2007
5	34	vs. Texas	O 2, 1976
	34	vs. Arkansas	N 4, 1989

PASSING ATTEMPTS

SEASON		
1	526	2007
2	516	2008
3	504	1976
4	435	2006
5	417	1984
6	408	1977
7	405	1989
8	401	2012
9	384	2011
10	378	1987

GAME

1	66	vs. Tulsa	N 24, 2007
2	61	at Texas A&M	O 23, 1976
3	58	vs. UTEP	N 3, 2007
4	57	vs. Texas	O 2, 1976

NET PASSING YARDS

SEASON		
1	4,254	2008
2	3,517	2007
3	3,357	1976
4	3,009	2014
5	2,933	2012
6	2,783	2006
7	2,581	2010
8	2,550	1984
9	2,495	2013
10	2,466	1989

GAME

1	541	vs. Tulsa	N 24, 2007
---	-----	-----------	------------

TOUCHDOWN PASSES

SEASON		
1	48	2008
2	29	2006
	29	2007
4	25	2014
5	21	1976
	21	1981

GAME

1	6	vs. UTEP	N 3, 2007
	6	vs. SMU	A 29, 2008
	6	vs. North Texas	S 27, 2008
	6	vs. Southern Miss	O 18, 2008
	6	vs. Houston	N 29, 2008
6	5	at Army	S 30, 1960
	5	at UTEP	N 1, 2008

FEWEST INTERCEPTIONS

SEASON		
1	2	1998
2	3	2000
3	5	1996
	5	1999
	5	2012
5	6	2001

MOST INTERCEPTIONS

SEASON		
1	31	1977
2	30	1971
3	28	1986
4	27	1979
5	25	1962

GAME

1	6	vs. Houston	N 28, 1981
	6	at Texas A&M	O 23, 1982

FEWEST INTS PER ATT.

SEASON	RATIO (INT/ATT)	
1	.0125 (5/401)	2012
2	.0135 (7/516)	2008
3	.0182 (7/384)	2011
4	.0193 (3/155)	2000
5	.0194 (2/103)	1998
6	.0227 (8/352)	2014
7	.0270 (7/261)	1993

FEWEST TURNOVERS

SEASON	TOTAL (Fumbles/INT)	
1	12 (4/8)	2014
2	14 (9/5)	1996
	14 (12/2)	1998
	14 (8/6)	2001
5	17 (10/7)	1997
6	16 (7/9)	2008
7	18 (7/11)	1960
	18 (13/5)	1999
	18 (15/3)	2000

FEWEST FUMBLES LOST

SEASON		
1	4	2014
2	7	1960
	7	2006
4	8	1992
	8	2001

MOST FUMBLES

SEASON		
1	46	1951
2	39	1971

GAME

1	9	vs. Pittsburgh	N 3, 1951
2	8	vs. Cincinnati	S 21, 1974
	8	at Houston	S 4, 1999
4	7	at SMU	N 5, 1983

MOST FUMBLES LOST

SEASON		
1	27	1951
2	25	1978

GAME

1	7	vs. Pittsburgh	N 3, 1951
2	6	vs. Cincinnati	S 21, 1974
3	5	vs. Texas Tech	O 18, 1980
	5	vs. Texas A&M	O 23, 1993
	5	at Houston	S 4, 1999

MOST PENALTIES

SEASON		
1	81	1984
	81	1988
3	78	1987

GAME

1	16	at Texas Tech	O 17, 1981
2	13	at TCU	O 9, 1976
	13	vs. Baylor	N 17, 1984
	13	at UL-Lafayette	S 24, 1988

MOST PENALTY YARDS

SEASON

1	720	1987
2	703	1984
3	679	1986

GAME

1	146	vs. Baylor	N 17, 1984
2	144	at TCU	O 9, 1976
3	128	at Texas Tech	O 17, 1981

FEWEST PENALTY YDS.

SEASON

1	258	1961
2	264	1965
3	292	1966

MOST FIELD GOALS

SEASON

1	23	2012
2	17	1985

GAME

1	5	vs. SMU	N 17, 2012
---	---	---------	------------

FEWEST PUNTS

SEASON

1	40	2004
2	42	1960
3	45	1997

GAME

1	0	vs. San Jose State	O 16, 1999
2	1	at TCU	O 9, 1982

MOST PUNTS

SEASON

1	89	1951
2	87	1977
3	86	1973

GAME

1	12	at TCU	N 24, 1951
	12	vs. LSU	O 4, 1952
	12	vs. LSU	S 27, 1969
	12	at Texas	O 25, 1969
	12	at TCU	O 9, 1976
	12	vs. Houston	D 2, 1989

MOST PUNT RETURNS

SEASON

1	53	1953
---	----	------

GAME

1	9	at UCLA	O 11, 1952
---	---	---------	------------

PUNT RETURN YDS.

SEASON

1	604	1946
---	-----	------

GAME

1	164	vs. Southwestern	O 5, 1946
---	-----	------------------	-----------

MOST KICKOFF RET.

SEASON

1	77	2009
	77	2010
3	70	1987

GAME

1	11	vs. Houston	D 2, 1989
	11	at Houston	N 28, 1992

KICKOFF RETURN YDS.

SEASON

1	1,723	2010
2	1,653	2009
3	1,278	1987
5	1,223	2007
5	1,182	1986
	1,182	2008

GAME

1	344	at Tulane	N 13, 2010
2	223	vs. Navy	O 8, 2009
3	221	vs. Baylor	N 17, 1984
4	215	at UAB	S 5, 2009
5	211	at San Jose State	O 2, 2004

STREAKS

OVERALL WIN STREAK

1	12	1949-50
2	8	1916-17
3	7	1919-20
	7	1934
	7	1953-54
	7	2008

SWC WINS

1	10	1948-49
---	----	---------

WAC WINS

1	5	1999
	5	2004

C-USA WINS

1	7	2006-07
2	5	2008

OVERALL LOSSES

1	18	1987-88
2	15	1981-83
3	14	2004

SWC LOSSES

1	26	1981-85
---	----	---------

WAC LOSSES

1	6	1999-2000
---	---	-----------

C-USA LOSSES

1	5	2005
	5	2009

MOST POINTS ALLOWED

SEASON		
1	517	2009
2	515	2007
3	462	2010
4	458	1977
5	447	2005
6	433	2008
7	432	2006
8	427	1987
9	418	1979
10	417	1976

GAME

1	81	at Austin College	N 28, 1912
2	77	at LSU	S 24, 1977
3	76	at La Tech	N 29, 2014
4	72	at Texas	O 1, 1977
5	73	at Houston	N 28, 2009
	73	at Houston	O 27, 2011
7	70	at Ohio State	S 7, 1996
	70	at San Jose State	O 2, 2004
9	66	at Oklahoma	S 23, 1978
10	65	vs. Houston	D 2, 1989

FEWEST PLAYS ALLOWED

SEASON		
1	528	1948
2	548	1960

GAME

1	42	vs. Southwestern	O 5, 1946
2	43	at Houston	S 4, 1999

MOST PLAYS ALLOWED

SEASON		
1	957	2013
2	939	2007
	939	2008
3	910	1977
4	898	1976
5	884	2012

GAME

1	107	vs. Arkansas	O 31, 1981
2	103	vs. Baylor	N 13, 1976

FEWEST YARDS ALLOWED

SEASON		
1	1,670	1946

GAME

1	81	vs. Southwestern	O 5, 1946
---	----	------------------	-----------

MOST YARDS ALLOWED

SEASON		
1	6,130	2007
2	5,879	2008
3	5,568	2009
4	5,545	2011
5	5,537	2012

GAME

1	777	at Houston	N 28, 1992
2	748	at Houston	O 13, 1907
3	692	at Texas	S 26, 1998
4	685	at Houston	D 2, 1978
5	684	at Houston	N 28, 2009

FEWEST FIRST DOWNS

SEASON		
1	88	1948
2	117	1960
3	126	1963

GAME

1	0	vs. Austin College	O 19, 1917
2	4	vs. Southwestern	O 5, 1946
	4	vs. Sam Houston St.	S 25, 1948

MOST FIRST DOWNS

SEASON		
1	307	2008
2	289	2007
3	283	1978
4	273	2009
5	272	2003
6	271	1979
7	267	2010

GAME

1	35	vs. Houston	D 1, 1979
	35	at Houston	N 28, 1992
3	34	vs. Arkansas	O 31, 1981

FEWEST RUSHING ATT.

SEASON		
1	351	1999
2	357	1941
3	385	1960

GAME

1	11	vs. Houston	N 16, 1991
2	13	vs. Hawai'i	S 18, 2004
3	15	at Hawai'i	O 9, 1999

MOST RUSHING ATT.

SEASON		
1	701	1977
2	696	1979
3	692	1976
4	668	1974
5	667	1973
	667	1978

GAME

1	86	vs. Houston	D 1, 1979
2	81	vs. Arkansas	O 31, 1981
	81	at Texas	O 23, 1971
4	80	vs. SMU	O 20, 1973
	80	vs. Navy	O 10, 2009

FEWEST RUSHING YDS.

SEASON

1	1,264	1953
2	1,288	1964
3	1,317	1960
4	1,323	1994
5	1,373	1999

GAME

1	0	at Tulane	N 3, 2012
2	3	vs. Houston	N 16, 1991
3	5	vs. TCU	N 22, 1952

MOST RUSHING YARDS

SEASON

1	3,644	1978
2	3,627	1976
3	3,618	1977

GAME

1	526	at Texas A&M	O 23, 1976
2	520	vs. Houston	D 1, 1979
3	497	vs. Texas	O 26, 1974

FEWEST PASS COMP.

SEASON

1	46	1956
2	48	1940
3	54	1957

GAME

1	0	vs. Alabama	S 24, 1955
	0	vs. SMU	O 20, 1973

MOST PASS COMP.

SEASON

1	271	2008
2	257	2010
3	254	2007
4	245	2001
5	240	2009
6	235	1992

GAME

1	49	at Houston	N 28, 1992
2	43	vs. Houston	D 2, 1989
3	42	at Houston	N 26, 1988
	42	at Hawai'i	S 27, 2003
5	40	vs. SMU	N 10, 1990
	40	at Texas Tech	S 12, 2009

MOST PASS ATT.

SEASON

1	478	2008
2	438	2007
3	427	2001
4	417	2010
5	414	2014

GAME

1	76	at Houston	N 28, 1992
2	70	at Hawai'i	S 27, 2003
3	64	vs. Hawai'i	N 16, 2002
4	63	vs. Houston	D 2, 1989
	63	at Texas Tech	S 12, 2009
6	62	vs. SMU	N 10, 1990
	62	vs. Southern Miss	O 18, 2008

FEWEST PASSING YDS.

SEASON

1	637	1946
2	670	1957
3	770	1956

GAME

1	0	vs. Alabama	S 24, 1955
	0	vs. SMU	O 20, 1973
3	2	at Texas A&M	N 16, 1974

MOST PASSING YARDS

SEASON

1	3,749	2007
2	3,644	2010
3	3,503	2008
4	3,346	2001
5	3,344	2011

GAME

1	654	at Houston	N 28, 1992
2	534	at Houston	O 27, 2011
3	525	at Houston	N 26, 1988
4	508	at Texas Tech	S 12, 2009
5	494	vs. Houston	N 29, 2008

MOST TOUCHDOWN PASSES

SEASON

1	37	2007
2	34	2008
	34	2010
4	32	2011
5	28	2006
	28	2009

GAME

1	9	at Houston	O 26, 2011
2	8	at Texas Tech	S 12, 2009
2	7	at Houston	N 28, 1992
3	6	vs. Texas A&M	O 24, 1981
	6	at Texas A&M	O 23, 1982
	6	at Houston	N 26, 1988
	6	vs. Houston	N 16, 1991
	6	at San Jose State	O 2, 2004
	6	at Baylor	S 8, 2007
	6	vs. Texas Tech	S 15, 2007

MOST INTERCEPTIONS

SEASON		
1	24	1953
2	20	1958
3	19	1970

GAME		
1	9	vs. Sam Houston St.O 4, 1941

FEWEST INTERCEPTIONS

SEASON		
1	3	1988
2	5	1979
	5	1994

MOST FUMBLES FORCED

SEASON		
1	42	1978
2	41	1972
	41	1977

GAME			
1	11	vs. Arkansas	N 5, 1949
2	10	vs. Baylor	N 29, 1975
	10	vs. Texas Tech	O 18, 1980

FEWEST FUMBLES FORCED

SEASON		
1	11	2005
2	13	2000
3	14	1997

MOST FUMBLES RECOVERED

SEASON		
1	33	1978
2	22	1949
	22	1951
	22	1954

GAME			
1	6	vs. TCU	N 25, 1950
	6	vs. LSU	O 4, 1952
	6	vs. LSU	S 28, 1974
	6	vs. Northwestern	S 14, 1991

MOST PENALTIES

SEASON		
1	110	2006
2	97	1983
3	96	1981

GAME			
1	22	vs. TCU	O 8, 1977
2	19	vs. Texas	S 16, 2006
3	17	vs. Texas	S 16, 1978
	17	at Texas A&M	O 27, 1984

FEWEST PENALTIES

SEASON		
1	43	1961
	43	1966
	43	1968

OPPONENT RECORDS

MOST PENALTY YARDS

SEASON		
1	940	1981
	940	1983
3	880	2007

GAME			
1	183	vs. Texas Tech	S 15, 2007
2	181	vs. Houston	N 28, 1992
3	174	vs. TCU	O 8, 1977

FEWEST PENALTY YARDS

SEASON		
1	392	1966
2	400	1961
3	410	1963

MOST FIELD GOALS

GAME			
1	5	vs. Tulane	S 10, 1994
	5	vs. Nevada	O 20, 2001

MOST PUNTS

SEASON		
1	102	1941

GAME			
1	14	at Arkansas	N 9, 1946
	14	vs. Texas Tech	S 27, 1952

FEWEST PUNTS

SEASON		
1	28	1978

GAME			
1	0	vs. Houston	D 1, 1979
	0	vs. Texas	O 1, 1988

OPPONENT RECORDS

LOWEST PUNTING AVERAGE

SEASON		
1	33.9	1954
2	34.5	1955
3	35.6	1970

GAME

1	0.0	at Texas	O 2, 1993
2	14.0	at Tulsa	O 4, 1997
3	19.8	at Baylor	N 12, 1983

HIGHEST PUNTING AVERAGE

SEASON		
1	44.4	1985
2	43.2	1977
3	42.4	2012
4	42.1	2011
5	41.9	2013

GAME

1	57.0	vs. SMU	N 8, 1980
2	51.5	vs. Arkansas	O 31, 1981
3	51.2	vs. Arkansas	N 8, 1975
	51.2	at Air Force	S 21, 1985

FEWEST PUNT RETURNS

SEASON

1	14	2012
2	15	1962
	15	1966
4	16	1963
	16	1972
	16	2004

MOST PUNT RETURNS

SEASON

1	51	1985
2	49	1977
3	42	1971
	42	1983

GAME

1	8	vs. Arkansas	N 3, 1979
2	7	at Texas Tech	O 19, 1985

FEWEST PUNT RETURN YARDS

SEASON

1	48	2012
2	74	1980
2	102	1966
3	121	1993

MOST PUNT RETURN YARDS

SEASON

1	710	1985
2	454	1976
3	437	1977

FEWEST KICKOFF RETURNS

SEASON

1	16	1974
	16	1983
3	20	1939
	20	1997

MOST KICKOFF RETURNS

SEASON

1	86	2008
2	52	2007
3	50	2003
	50	2006

FEWEST KO RETURN YARDS

SEASON

1	344	1983
2	406	1970
3	410	1980

MOST KO RETURN YARDS

SEASON

1	1,603	2008
2	1,103	2003
3	1,082	2007
4	996	2006

GAME

1	222	vs. North Texas	S 27, 2008
2	194	vs. San Jose State	O 2, 2004
3	183	at UTEP	N 1, 2008
4	173	vs. SMU	A 29, 2008
5	168	vs. La.-Lafayette	S 11, 1982

RUSHING ATTEMPTS

CAREER

1	Trevor Cobb (1989-92)	1,091
2	Chad Richardson (1996-99)	493
3	Charles Ross (2009-13)	487
4	Chad Nelson (1994-97)	486
5	Chase Clement (2005-08)	470
6	Robbie Beck (2000-03)	443
7	Kyle Herm (2000-03)	439
8	John Coleman (1972-75)	436
9	Stahle Vincent (1969-71)	430
	Greg Henderson (2001-04)	430

SEASON

1	Trevor Cobb (1991)	360
2	Trevor Cobb (1990)	283
3	Trevor Cobb (1992)	279
4	Jowan Davis (2014)	245
5	Stahle Vincent (1971)	243
6	Quinton Smith (2006)	211
	Charles Ross (2013)	211
8	Ed Bailey (2004)	208
9	Kyle Herm (2001)	205
10	Chad Richardson (1999)	203

GAME

1	Trevor Cobb vs. Iowa State (S 28, 1991)	42
2	Trevor Cobb at SMU (N 9, 1991)	41
3	Trevor Cobb vs. Houston (N 16, 1991)	40
4	Stahle Vincent vs. Baylor (N 27, 1971)	39
	Trevor Cobb at Arkansas (N 3, 1990)	39
6	Butch Robinson at Baylor (N 30, 1968)	38
	Trevor Cobb vs. Texas Tech (O 20, 1990)	38
8	Trevor Cobb at Tulane (S 21, 1991)	36

RUSHING YARDS

CAREER (Minimum of 1,500 Yards)

1	Trevor Cobb (1989-92)	4,948
2	Charles Ross (2009-12)	2,689
3	Quinton Smith (2003-06)	2,505
4	Michael Perry (1995-96)	2,496
5	Chad Nelson (1994-97)	2,415
6	Robbie Beck (2000-03)	2,218
7	Kyle Herm (2000-03)	2,028
8	Chad Richardson (1996-99)	2,024
9	Greg Henderson (2001-04)	1,995
10	Kosse Johnson (1951-53)	1,917
11	Spencer George (1993-96)	1,790
12	Dicky Maegle (1952-54)	1,773
	Ed Bailey (2001-04)	1,773
14	Chase Clement (2005-08)	1,741

15	Stahle Vincent (1969-71)	1,675
16	Yoncy Edmonds (1992-95)	1,647
17	Jamie Tyler (1998-2001)	1,642
18	Earl Cooper (1976-79)	1,583
19	Tyler Smith (2007-11)	1,573
20	John Coleman (1972-75)	1,548
21	Lorenzo Cyphers (1985-88)	1,506

SEASON

1	Trevor Cobb (1991)	1,692
2	Trevor Cobb (1992)	1,386
3	Trevor Cobb (1990)	1,325
4	Charles Ross (2013)	1,270
5	Quinton Smith (2006)	1,096
6	Michael Perry (1997)	1,034
7	Ed Bailey (2004)	1,021
8	Jowan Davis (2014)	956
9	Chad Nelson (1997)	953
10	Stahle Vincent (1971)	945

GAME (200 Yards or More)

1	Dicky Maegle vs. Alabama (J 1, 1954)	265
2	Antonio Brinkley vs. Lamar (S 28, 1985)	244
3	Trevor Cobb vs. Iowa State (S 28, 1991)	240
4	Ed Bailey vs. Hawai'i (S 18, 2004)	234
5	Chad Richardson vs. Colorado St. (O 31, 1998)	224

6	Trevor Cobb vs. Sam Houston State (S 26, 1992)	223
7	Trevor Cobb at Tulane (S 21, 1991)	216
8	Larry Cardwell vs. TCU (N 21, 1970)	215
	Charles Ross vs. La Tech (N16, 2013)	215
10	Trevor Cobb vs. SMU (O 10, 1992)	210
11	Trevor Cobb vs. Texas Tech (O 20, 1990)	203
	Trevor Cobb at SMU (N 9, 1991)	203

YARDS PER CARRY

CAREER (Minimum 150 Attempts)

1	Dicky Maegle (1952-54)	6.6
2	Todd Jones (1984-87)	6.2
3	Anthony Griffin (1997-2000)	5.9
	Quinton Smith (2003-06)	5.9
5	Michael Perry (1995-98)	5.8
6	Leroy Bradley (1998-2001)	5.6
7	Charles Ross (2009-13)	5.5
8	Benji Wood (1996-97)	5.3
9	Chad Nelson (1994-97)	5.2
10	Vincent Hawkins (1999-2002)	5.1

SEASON (Minimum 75 Attempts)

1	Dicky Maegle (1953)	7.31
2	Thomas Lott (2003)	7.29
3	Todd Jones (1987)	7.1
4	Michael Perry (1997)	6.4
	Quinton Smith (2005)	6.4
6	Dicky Maegle (1954)	6.29
7	Chad Nelson (1996)	6.26
8	Charles Ross (2013)	6.1
9	Kyle Herm (2003)	5.9
10	Yoncy Edmonds (1995)	5.83

GAME (Minimum 8 Attempts)

1	Dicky Maegle vs. Alabama (J 1, 1954)	24.1
2	Vincent Hawkins vs. Tulsa (N 10, 2001)	14.4
3	Chad Nelson vs. SMU (O 19, 1996)	14.1
4	Byron Coston at Iowa State (S 24, 1994)	14.0
5	Benji Wood at Tulane (S 13, 1997)	13.6
6	Tyler Smith at Houston (O 27, 2011)	13.1

MOST 100-YARD GAMES**CAREER**

1	Trevor Cobb (1989-92)	24
---	-----------------------	----

SEASON

1	Trevor Cobb (1991)	9
2	Trevor Cobb (1992)	8
3	Charles Ross (2013)	7
4	Trevor Cobb (1990)	6
5	Yoncy Edmonds (1993)	5
	Michael Perry (1997)	5
	Ed Bailey (2004)	5
	Quinton Smith (2005)	5
	Quinton Smith (2006)	5

CONSECUTIVE

1	Trevor Cobb (1991)	6
2	Trevor Cobb (1992)	5
3	Trevor Cobb (1990)	4

MOST 200-YARD GAMES**SEASON**

1	Trevor Cobb (1991)	3
2	Trevor Cobb (1992)	2

CONSECUTIVE

1	Trevor Cobb (1991)	2
---	--------------------	---

CAREER

1	Trevor Cobb (1989-92)	6
---	-----------------------	---

LONGEST RUNS

1	Tyler Smith at Houston (O 27, 2011)	97
2	(*)Dicky Maegle vs. Alabama (J 1, 1954)	95
	Kyle Herm vs. Nevada (N 1, 2003)	95
3	King Hill at TCU (N 23, 1957)	93
4	Bob Nemir vs. Southwestern (O 6, 1945)	88
5	Byron Coston at Iowa State (S24, 1994)	87
6	Marcus Rucker at San Jose State (O 2, 2004)	86
7	George Walmsley at Arkansas (N 11, 1944)	85

(*) - This is the famous bench tackle in which Maegle was awarded distance to goal and a touchdown.

RUSHING TOUCHDOWNS**CAREER**

1	Trevor Cobb (1989-92)	38
2	Charles Ross (2009-13)	36

SEASON

1	Benjie Wood (1997)	16
2	Charles Ross (2013)	15
3	Trevor Cobb (1991)	14
4	Ed Bailey (2004)	12
	Chase Clement (2008)	12
6	Dicky Maegle (1954)	11
	Trevor Cobb (1992)	11
	Chad Nelson (1996)	11
	Chad Richardson (1999)	11
	Chad Richardson (1999)	11
	Kyle Herm (2001)	11
	Taylor McHargue (2012)	11

GAME

1	Charles Ross (N 16, 2013)	5
2	Dicky Maegle vs. Cornell (O 2, 1954)	4
	Butch Blume at Texas Tech (N 4, 1961)	4
	Lester Lehman vs. Baylor (D 2, 1967)	4
	Donald Hollas vs. Texas Tech (O 20, 1990)	4
	Benji Wood at Tulane (S 13, 1997)	4
	Robbie Beck at Fresno State (O 25, 2003)	4
	Ed Bailey vs. SMU (O 9, 2004)	4
	Jeremy Eddington vs. ECU (N 20, 2010)	4

ATTEMPTS

CAREER

1	Chase Clement (2005-08)	1,387
2	Randy Hertel (1977-80)	1,121
3	Tommy Kramer (1973-76)	1,036
4	Taylor McHargue (2010-13)	881
5	Mark Comalander (1984-87)	753
6	Nick Fanuzzi (2009-11)	704
7	Quentis Roper (1985-88)	643
8	Donald Hollas (1987-90)	606
9	Bruce Gadd (1970-72)	580
10	Josh LaRocca (1991-95)	450

SEASON

1	Chase Clement (2007)	508
2	Tommy Kramer (1976)	501
3	Chase Clement (2008)	490
4	Randy Hertel (1977)	356
5	Driphus Jackson (2104)	331
6	Taylor McHargue (2012)	325
7	Taylor McHargue (2013)	324
8	Bruce Gadd (1972)	322
9	Randy Hertel (1979)	294
10	Randy Hertel (1978)	279

GAME

1	Chase Clement vs. Tulsa (N 24, 2007)	66
2	Tommy Kramer at Texas A&M (O 23, 1976)	60
3	Tommy Kramer vs. Texas (O 2, 1976)	57
4	Randy Hertel vs. Houston (N 26, 1977)	52
5	Tommy Kramer vs. Houston (N 27, 1976)	51
	Randy Hertel at Houston (D 2, 1978)	51
7	Mark Comalander vs. (N 28, 1987)	50

COMPLETIONS

CAREER

1	Chase Clement (2005-08)	832
2	Randy Hertel (1977-80)	561
3	Tommy Kramer (1973-76)	507
4	Taylor McHargue (2010-13)	496
5	Nick Fanuzzi (2009- 11)	425
6	Mark Comalander (1984-87)	391
7	Donald Hollas (1987-90)	343
8	Quentis Roper (1985-88)	301
9	Bruce Gadd (1970-72)	287
10	Driphus Jackson (2012-pres.)	235

SEASON

1	Chase Clement (2008)	326
2	Chase Clement (2007)	300
3	Tommy Kramer (1976)	269
4	Taylor McHargue (2012)	194
5	Driphus Jackson (2014)	191
5	Bruce Gadd (1972)	170
6	Taylor McHargue (2013)	169
7	Nick Fanuzzi (2009)	162
8	Randy Hertel (1977)	156
	Donald Hollas (1989)	156

GAME

1	Chase Clement vs. Tulsa (N 24, 2007)	40
2	Joel Armstrong vs. Troy (D 23, 2006)	35
	Chase Clement at SMU (N 10, 2007)	35
4	Tommy Kramer vs. Texas (O 2, 1976)	34
	Chase Clement vs. Tulane (N 17, 2007)	34
6	Bruce Gadd vs. Clemson (S 23, 1972)	31
7	Chase Clement vs. Southern Miss (O18, 2008)	30
	Chase Clement vs. Western Mich. (D 30, 2008)	30
	Nick Fanuzzi vs. UTEP (N 5, 2011)	30
9	Tommy Kramer vs. SMU (N 6, 1976)	29
	Tommy Kramer at Florida (N 20, 1976)	29
	Chase Clement at Army (S 30, 2006)	29
	Nick Fanuzzi at SMU (N 7, 2009)	29

YARDS

CAREER (Minimum 2,000 Yards)

1	Chase Clement (2005-08)	9,785
2	Tommy Kramer (1973-76)	6,197
3	Randy Hertel (1977-80)	6,161
4	Taylor McHargue (2010-13)	6,122
5	Mark Comalander (1984-87)	4,810
6	Nick Fanuzzi (2009-11)	4,402
7	Donald Hollas (1987-90)	4,039
8	Quentis Roper (1985-88)	3,895
9	Driphus Jackson (2012-pres.)	3,564
10	Bruce Gadd (1970-72)	3,454
	Bert Emmanuel (1992-93)	3,079

SEASON

1	Chase Clement (2008)	4,119
2	Chase Clement (2007)	3,377
3	Tommy Kramer (1976)	3,317
4	Driphus Jackson (2014)	2,842
5	Taylor McHargue (2013)	2,345
6	Taylor McHargue (2012)	2,209
7	Bruce Gadd (1972)	2,064
8	Donald Hollas (1989)	1,815
9	Donald Hollas (1990)	1,808
10	Chase Clement (2006)	1,707

GAME

1	Chase Clement vs. Tulsa (N 24, 2007)	541
2	Chase Clement vs. Southern Miss (O 18, 2008)	444
3	Tommy Kramer vs. Houston (N 27, 1976)	409
4	Nick Fanuzzi vs. UTEP (N 5, 2011)	405
5	Tommy Kramer vs. Texas (O 2, 1976)	397
6	Chase Clement vs. UTEP (N 3, 2007)	395
7	Tommy Kramer vs. SMU (N 6, 1976)	386
8	Chase Clement vs. Army (N 8, 2008)	384
9	Chase Clement vs. Houston (N 29, 2008)	381
10	Tommy Kramer at Texas A&M (O 23, 1976)	376

COMPLETION PERCENTAGE**CAREER (Minimum 100 Attempts)**

1	Nick Fanuzzi (2009-11)	60.3
2	Chase Clement (2005-08)	60.0
3	Donald Hollas (1987-90)	56.6
4	Driphus Jackson (2012-pres.)	56.5
5	Taylor McHargue (2010-13)	56.3
6	Frank Ryan (1955-57)	56.2
7	Bert Emanuel (1992-93)	55.2
8	King Hill (1955-57)	52.0
9	Mark Comalander (1984-87)	51.9
10	Josh LaRocca (1991-95)	51.1
11	Kyle Herm (2000-03)	50.2

SEASON (Minimum 75 Attempts)

1	Chase Clement (2008)	66.5
2	Nick Fanuzzi (2010)	62.7
3	Nick Fanuzzi (2009)	60.0
4.	Taylor McHargue (2012)	59.7
5	Chase Clement (2007)	59.1
6	Joel Armstrong (2006)	58.6
7	Bert Emanuel (1993)	57.8
8	Chase Clement (2006)	57.7
	Driphus Jackson (2014)	57.7
10	Donald Hollas (1990)	57.0

GAME (Minimum 10 Attempts)

1	Josh LaRocca vs. Baylor (N 12, 1994)	91.7
		(11-12)

TOUCHDOWN PASSES**CAREER**

1	Chase Clement (2005-08)	99
2	Taylor McHargue (2010-13)	43
3	Randy Hertel (1977-80)	38
4	Tommy Kramer (1973-76)	37
5	Driphus Jackson (2012-)	30
6	Mark Comalander (1984-87)	27
7	Michael Calhoun (1981-82)	26
8	Quentis Roper (1985-88)	23

	Josh LaRocca (1991-95)	23
10	Nick Fanuzzi (2009-11)	22

SEASON

1	Chase Clement (2008)	44
2	Chase Clement (2007)	29
3	Driphus Jackson (2014)	24
4	Michael Calhoun (1981)	21
5	Tommy Kramer (1976)	21
6	Chase Clement (2006)	21
7	Taylor McHargue (2013)	17
8	Randy Hertel (1978)	12
	Bert Emanuel (1993)	12
	Taylor McHargue (2012)	12

GAME

1	Chase Clement vs. UTEP (N 3, 2007)	6
	Chase Clement vs. SMU (A 29, 2008)	6
	Chase Clement vs. Southern Miss (O 18, 2008)	6
4	Chase Clement at Army (S 30, 2006)	5
	Chase Clement vs. UTEP (N 1, 2008)	5
	Chase Clement vs. Houston (N 29, 2008)	5
7	Vernon Glass vs. Santa Clara (S 30, 1950)	4
	Tommy Kramer vs. Utah (S 18, 1976)	4
	Michael Calhoun vs. TCU (O 10, 1981)	4
	Michael Calhoun at Texas Tech (O 17, 1981)	4
	Michael Calhoun vs. Texas A&M (O 24, 1981)	4

	Chase Clement vs. Marshall (N 22, 2008)	4
	Taylor McHargue vs. UTEP (O 26, 2013)	4
	Driphus Jackson vs. La Tech (N29, 2014)	4

INTERCEPTIONS THROWN**CAREER**

1	Randy Hertel (1977-80)	68
2	Tommy Kramer (1973-76)	52
3	Bruce Gadd (1970-72)	45
4	Mark Comalander (1984-87)	37
5	Quentis Roper (1985-88)	36
6	Chase Clement (2005-08)	34
7	Robert Hailey (1965-67)	30
8	Donald Hollas (1987-90)	29
9	Josh LaRocca (1991-95)	25
10	Michael Calhoun (1981-82)	22

SEASON

1	Randy Hertel (1977)	24
	Randy Hertel (1979)	24
3	Bruce Gadd (1972)	22
4	Tommy Kramer (1976)	19
5	Bruce Gadd (1971)	18
	Donald Hollas (1990)	18

GAME		
1	Tommy Kramer at TCU (N 22, 1975)	5
	Randy Hertel vs. Houston (N 26, 1977)	5
	Mark Comalander vs. Texas State (S 20, 1986)	5
	Joel Armstrong vs. Troy (D 23, 2006)	5

LONGEST PASS PLAYS		
1	Driphus Jackson-Sam McGuffie vs. Houston (S 29, 2012)	88
	Driphus Jackson-Jordan Taylor vs. NT (O 25, 2014)	88
2	Kerry Overton-Elliston Stinson at Air Force (S 21, 1985)	86
3	Kyle Herm-Ben Wiggins at SMU (N 15, 2003)	82
4	King Hill-Buddy Dial vs. Stanford (O 5, 1957)	81
	Driphus Jackson-James Mayden vs. Hawai'i (O 25, 2014)	81
7	Seven Times	80
	Tommy Kramer-James Sykes vs. Houston (N 27, 1976)	
	Mark Comalander-Chris Nixon at TCU (O 11, 1986)	
	Bert Emmanuel-Louis Balady vs. Sam Houston St. (S 26, 1992)	
	Joel Armstrong-Mike Falco vs. UCF (N 19, 2005)	
	C. Clement-Quinton Smith vs. Houston (S 2, 2006)	
	Chase Clement-Jarett Dillard vs. Army (N 8, 2008)	
	Nick Fanuzzi-Toren Dixon at ECU (O 17, 2009)	

RECEIVING

RECEPTIONS		
CAREER (100 or More Receptions)		
1	Jarett Dillard (2005-08)	292
2	Eric Henley (1988-91)	186
3	Jordan Taylor (2011-14)	175
4	Toren Dixon (2006-09)	161
5	James Casey (2007-08)	157
6	David Houser (1974, 1976-78)	152
7	Vance McDonald (2009-12)	119
8	Doug Cunningham (1975-78)	117
9	Ed Lofton (1973-75)	112
10	Larry Davis (1967-69)	103
11	Sam McGuffie (2010-12)	102

SEASON		
1	James Casey (2008)	111
2	Jarett Dillard (2006)	91
3	Jarett Dillard (2008)	87
4	Eric Henley (1989)	81
5	Jarett Dillard (2007)	79
6	James Sykes (1976)	76
7	Doug Cunningham (1976)	57
	Jordan Taylor (2012)	57
9	David Houser (1977)	55
	Jordan Taylor (2013)	55

GAME		
1	David Houser at Florida (N 20, 1976)	14

YARDS		
CAREER		
1	Jarett Dillard (2005-08)	4,138
2	Jordan Taylor (2011-14)	2,585
3	David Houser (1974, 1976-78)	2,358
4	Eric Henley (1988-91)	2,199
5	James Casey (2007-08)	1,914
6	Toren Dixon (2006-09)	1,746
7	Jordan Taylor (2011-)	1,743
8	Doug Cunningham (1975-78)	1,522
9	Vance McDonald (2009-12)	1,513
10	Melvin Robinson (1981-84)	1,409

SEASON		
1	James Casey (2008)	1,329
2	Jarett Dillard (2008)	1,310
3	Jarett Dillard (2006)	1,247
4	Jarett Dillard (2007)	1,057
5	David Houser (1976)	931
6	Eric Henley (1989)	900
7	Jordan Taylor (2013)	848
8	Jordan Taylor (2014)	842
9	Jordan Taylor (2012)	826
10	David Houser (1977)	795

GAME		
1	James Casey at Memphis (S 6, 2008)	208
2	David Houser at Florida (N 20, 1976)	196
3	Jordan Taylor vs. UTEP (O 26, 2013)	185
4	Doug Cunningham at TCU (O 9, 1976)	175
5	James Casey vs. Houston (N 29, 2008)	172
6	Jarett Dillard at Army (S 30, 2006)	171
7	David Houser at Texas A&M (O 23, 1976)	170
8	Ben Wiggins at SMU (N 15, 2003)	168
	Jarett Dillard vs. UTEP (N 3, 2007)	168
10	Jarett Dillard vs. Texas (S 20, 2008)	158
	Toren Dixon vs. Tulane (N 14, 2009)	158

TOUCHDOWNS		
CAREER		
1	Jarett Dillard (2005-08)	60
2	Jordan Taylor (2011-14)	20
3	David Houser (1974, 1976-78)	18
4	James Casey (2007-08)	17
5	Eric Henley (1988-91)	16
6	Kenneth Roy (1973-76)	15
	Vance McDonald (2009-12)	15
8	Buddy Dial (1956-58)	13
	Froggy Williams (1946-49)	13
	Toren Dixon (2006-09)	13

SEASON

1	Jarett Dillard (2006)	21
2	Jarett Dillard (2008)	20
3	Jarett Dillard (2007)	14
4	James Casey (2008)	13
5	Kenneth Roy (1976)	9
6	Vance McDonald (2010)	8
	Jordan Taylor (2013)	8
7	Bill Howton (1951)	7
	David Houser (1978)	7

GAME

1	Jarett Dillard vs. North Texas (S 27, 2008)	4
2	Bill Howton at SMU (O 20, 1951)	3
	Kenneth Roy vs. Utah (S 18, 1976)	3
	Jarett Dillard at Army (S 30, 2006)	3
	Jarett Dillard vs. UAB (O 14, 2006)	3
	Jarett Dillard at Tulsa (N 11, 2006)	3
	Jarett Dillard vs. SMU (N 25, 2006)	3
	Jarett Dillard vs. Memphis (O 20, 2007)	3
	Jarett Dillard vs. SMU (A 29, 2008)	3
	Jarett Dillard vs. Southern Miss (O 18, 2008)	3
	James Casey vs. UTEP (N 1, 2008)	3
	James Casey vs. Houston (N 1, 2008)	3
	Vance McDonald vs. Tulane (N 11, 2010)	3
	Jordan Taylor vs. Air Force (D 29, 2012)	3
	Jordan Taylor vs. UTEP (O 26, 2013)	3

DEFENSE**TACKLES****CAREER**

1	O.J. Brigance (1987-90)	367
2	Dan Dawson (1998-2001)	318
	Andrew Sendejo (2006-09)	318
4	Danny Burgess (1983-86)	310
5	Richard Gray (1980-82)	306
6	Larry Izzo (1992-95)	301
7	Jason Hebert (1998-2001)	300
8	Paul Porras (2010-13)	295
9	Joe Davis (1992-95)	293
10	Travis Ortega (1997-2000)	286
	Travis Bradshaw (2008-11)	286

SEASON

1	Robert Williamson (1980)	196
2	Wayne Harpold (1982)	136
3	Randy Piel (1974)	131
4	O.J. Brigance (1988)	128
5	Rodney Norton (1974)	127
	Richard Gray (1982)	127
	Tony Barker (1991)	127
8	Larry Izzo (1995)	121
	Travis Bradshaw (2009)	121
10	Brian Raines (2006)	118

QUARTERBACK SACKS**CAREER**

1	Brandon Green (1999-2002)	24
	Scott Solomon (2007-11)	24
3	Ndukwe Kalu (1993-96)	20
4	John Syptak (2002-05)	16
5	Scott Solomon (2007-10)	15.5
6	Matt Sign (1989-92)	14
	Courtney Gordon (2003-06)	14

SEASON

1	Brandon Green (2001)	12
2	Zach Patt (2014)	9.5
3	Scott Solomon (2011)	8.5
4	Ndukwe Kalu (1994)	8
	John Syptak (2004)	8
	Courtney Gordon (2006)	8
7	Brian Nordstrom (2014)	7.5
8	Tim Fitzpatrick (1989)	7
	Alonzo Williams (1991)	7
	Ndukwe Kalu (1995)	7
	Brandon Green (2002)	7
10	Scott Solomon (2009)	6.5

**TACKLES FOR LOSS
(INCLUDING SACKS)****CAREER**

1	Larry Izzo (1992-95)	46
2	Scott Solomon (2007-11)	43.5
3	Brandon Green (1999-2002)	42
4	John Syptak (2002-05)	38
5	Matt Sign (1989-92)	36
6	Alonzo Williams (1989-92)	35
7	Dan Dawson (1998-2001)	33
8	Thomas Benford (1995-98)	32
9	Rashad Reynolds (1995-98)	28
10	Courtney Gordon (2003-06)	27

SEASON

1	Brandon Green (2001)	21
2	Brian Nordstrom (2014)	19.5
3	Larry Izzo (1995)	18
4	Clenzie Pierson (1981)	16
	Larry Izzo (1994)	16
6	Rashad Reynolds (1997)	15
	John Syptak (2004)	15
	Courtney Gordon (2006)	15
9	Scott Solomon (2011)	13.5
10	Brian Raines (2006)	12.5

INTERCEPTIONS		
CAREER		
1	Bruce Henley (1971-73)	15
2	Huey Keeney (1945-48)	13
	Dan Dawson (1998-2001)	13
	Bryce Callahan (2011-14)	13
5	Nathan Bennett (1990-93)	11
	LaDoughyous McCalla (1994-98)	11
7	Jason Hebert (1998-2001)	10
8	Michael Downs (1977-80)	9
	Brian Patterson (1981-83)	9
	Andrew Sendejo (2006-09)	9

TOTAL OFFENSE		
SEASON		
1	Bruce Henley (1972)	7
	Dan Dawson (2000)	7
3	Rex Procter (1950)	6
	Bruce Henley (1971)	6
	Larry Brune (1975)	6
	David Griffin (1989)	6
	Nathan Bennett (1993)	6
	Bryce Callahan (2011)	6
8	Chris Hale (1970)	5
	Michael Downs (1978)	5
	Dwayne Holmes (1984)	5
	Tony Barker (1991)	5
	LaDoughyous McCalla (1997)	5
	Andrew Sendejo (2007)	5
GAME		
1	Don Anderson vs. Texas A&M (N 15, 1947)	3
	Gerald Weatherly vs. Clemson (S 24, 1949)	3
	Carl Johnson vs. TCU (N 22, 1952)	3
	Dicky Maegle vs. Baylor (N 28, 1953)	3
	Pinky Nesbit vs. Texas A&M (N 14, 1953)	3
	Bucky Allshouse vs. TCU (N 21, 1970)	3
	Michael Downs at TCU (O 14, 1978)	3
	William McClay vs. Texas State (S 26, 1987)	3
	Dan Dawson vs. Hawai'i (O 21, 2000)	3

PLAYS		
CAREER		
1	Chase Clement (2005-08)	1,857 (470-1,387)
2	Randy Hertel (1977-80)	1,363 (242-1,121)
3	Tommy Kramer (1973-76)	1,357 (321-1,036)
4	Taylor McHargue (2010-13)	1,322 (442-881)
5	Quentis Roper (1985-88)	970 (327-643)
6	Mark Comalander (1984-87)	906 (153-753)
7	Nick Fanuzzi (2009-11)	849 (145-704)
8	Donald Hollas (1987-90)	841 (235-606)
9	Trevor Cobb (1989-92)	812 (812-0)
10	Josh LaRocca (1991-95)	743 (293-450)
SEASON		
1	Chase Clement (2007)	652 (144-508)
2	Chase Clement (2008)	644 (154-490)
3	Tommy Kramer (1976)	562 (61-501)
4	Taylor McHargue (2012)	489 (164-325)
5	Taylor McHargue (2013)	481 (157-324)
6	Driphus Jackson (2014)	452 (121-331)
7	Randy Hertel (1977)	403 (56-357)
8	Michael Calhoun (1981)	401(168-233)
9	Quentis Roper (1988)	395 (124-271)
10	Donald Hollas (1990)	387 (122-265)

YARDS		
CAREER		
1	Chase Clement (2005-08)	11,526 (1,741-9,785)
2	Taylor McHargue (2010-13)	7,533 (1,411-6,122)
3	Tommy Kramer (1973-76)	6,336 (139-6,197)
4	Randy Hertel (1977-80)	5,751 (-410-6,161)
5	Trevor Cobb (1989-92)	4,948 (4,948-0)
6	Quentis Roper (1985-88)	4,924 (1,029-3,895)
7	Donald Hollas (1987-90)	4,832 (793-4,039)
8	Mark Comalander (1984-87)	4,561 (-219-4,780)
9	Nick Fanuzzi (2009-11)	4,486 (84-4,402)
10	Kyle Herm (2000-03)	4,360 (2,028-2,332)

GAME	(Rush-Pass)
1 Chase Clement vs. Tulsa (N 24, 2007)	601 (60-541)
2 Chase Clement vs. UTEP (N 3, 2007)	491 (103-395)
3 Chase Clement vs. Memphis (O 20, 2007)	488 (124-364)
4 Taylor McHargue vs. Marshall (S 22, 2012)	467 (153-314)
5 Chase Clement vs. USM (O 18, 2008)	466 (22-444)
6 Chase Clement vs. Army (N 8, 2008)	459 (87-372)
7 Chase Clement vs. Houston (N 29, 2008)	439 (58-381)
8 Tommy Kramer vs. SMU (N 6, 1976)	398 (12-386)
Chase Clement vs. Memphis (S 6, 2008)	398 (318-80)
10 Tommy Kramer vs. Houston (N 27, 1976)	397 (-12-409)

SEASON	(Rush-Pass)
1 Chase Clement (2008)	4,812 (693-4,119)
2 Chase Clement (2007)	3,912 (538-3,377)
3 Tommy Kramer (1976)	3,272 (-45-3,317)
4 Driphus Jackson (2014)	3,243 (401-2,842)
5 Taylor McHargue (2012)	2,874 (665-2,209)
6 Taylor McHargue (2013)	2,809 (464-2,345)
7 Donald Hollas (1989)	2,246 (431-1,815)
8 Bert Emanuel (1992)	2,238 (680-1,558)
9 Kyle Herm (2001)	2,018 (897-1,121)
10 Donald Hollas (1990)	2,003 (195-1,808)

TOUCHDOWNS

CAREER	(Rush-Pass)
1 Chase Clement (2005-08)	124 (25-99)
2 Taylor McHargue (2010-)	60 (17-43)
3 Tommy Kramer (1973-76)	48 (11-37)
4 Randy Hertel (1977-80)	42 (5-37)
5 Trevor Cobb (1989-92)	38 (38-0)
6 Mark Comalander (1984-87)	36 (9-27)
Charles Ross (2009-13)	36 (36-0)
8 Kyle Herm (2000-03)	35 (18-17)
9 Donald Hollas (1987-90)	34 (19-15)
Bert Emanuel (1992-93)	34 (11-23)
Robbie Beck (2000-03)	34 (34-0)

SEASON	(Rush-Pass)
1 Chase Clement (2008)	56 (12-44)
2 Chase Clement (2007)	37 (8-29)
3 Tommy Kramer (1976)	25 (4-21)
Chase Clement (2006)	25 (4-21)
Driphus Jackson	25 (1-24)
6 Taylor McHargue (2012)	23 (11-12)
7 Michael Calhoun (1981)	22 (1-21)
Taylor McHargue (2013)	22 (5-17)
9 Donald Hollas (1990)	19 (11-8)
Kyle Herm (2001)	19 (11-8)

GAME	(Rush-Pass)
1 Chase Clement vs. UTEP (N 3, 2007)	8 (2-6)
2 Griff Vance vs. SMU (N 17, 1916)	6 (6-0)
3 Donald Hollas vs. Texas Tech (O 20, 1990)	5 (4-1)
Greg Henderson vs. Hawai'i (S 18, 2004)	5 (3-2)
Chase Clement at Army (S 30, 2006)	5 (5-0)
Chase Clement vs. Memphis (O 20, 2007)	5 (1-4)

ALL-PURPOSE YARDS

TOTAL YARDS

CAREER	(Rush-Rec-Return)
1 Trevor Cobb (1989-92)	6,512 (4948-892-672)
2 Michael Perry (1995-98)	5,582 (2496-219-2867)
3 Jarett Dillard (2005-08)	4,169 (-2 -4138-33)
4 Charles Ross (2009-13)	3,772 (2580-277-915)
5 Eric Henley (1988-91)	3,405 (337-2199-869)
6 James Sykes (1973-76)	3,284 (1099-785-1400)
7 Quinton Smith (2003-06)	3,055 (2505-448-102)
8 Earl Cooper (1976-79)	2,784 (1583-802-399)
9 Dicky Maegle (1952-54)	2,747 (1771-317-659)

SEASON		(Rush-Rec-Return)
1	Trevor Cobb (1991)	1,844 (1692-136-16)
2	Michael Perry (1997)	1,784 (1034-44-706)
3	Trevor Cobb (1990)	1,674 (1325-312-37)
4	James Casey (2008)	1,682 (241-1329-112)
5	Trevor Cobb (1992)	1,669 (1386-283-0)
6	Quinton Smith (2006)	1,608 (1096-410-102)
7	Michael Perry (1996)	1,561 (656-9-896)
8	James Sykes (1976)	1,550 (435-653-462)
9	Dicky Maegle (1954)	1,512 (905-198-409)
10	Trevor Cobb (1989)	1,325 (545-161-619)

GAME		(Rush-Rec-Return)
1	Trevor Cobb vs. Iowa State, (S 28, 1991)	295 (240-39-16)
2	Jeremy Eddington at UTEP (N 24, 2012)	279 (59-10-210)
3	Trevor Cobb vs. Wake Forest (S 1, 1990)	271 (175-75-21)
4	Michael Perry vs. Texas (S 27, 1997)	269 (211-0-58)
5	Dicky Maegle vs. Alabama (J 1, 1954)	265 (265-0-0)
6	Charles Ross at Tulane (N 13, 2010)	264(3-0-261)
7	Antonio Brinkley vs. Lamar (S 28, 1985)	255 (244-11-0)

8	Michael Perry at Texas (O 7, 1995)	252 (123-7-122)
9	Michael Perry vs. Utah (N 2, 1996)	246 (84-0-162)
10	Trevor Cobb vs. Houston (D 2, 1989)	244 (78-0-166)

TOTAL PLAYS

CAREER		(Rush-Rec-Return)
1	Trevor Cobb (1989-92)	1,223 (1091-94-38)
2	Michael Perry (1995-98)	598 (428-14-156)
3	Charles Ross (2009-13)	549 (477-35-37)
4	Earl Cooper (1976-79)	529 (407-101-21)
5	Quinton Smith (2003-06)	478 (422-50-6)
6	Lorenzo Cyphers (1985-88)	477 (401-75-1)
7	John Coleman (1972-75)	460 (436-24-0)
8	Stahle Vincent (1969-71)	450 (430-20-0)
	Spencer George (1993-96)	450 (419-24-7)
10	Kosse Johnson (1951-53)	423 (400-14-9)

SEASON		(Rush-Rec-Return)
1	Trevor Cobb (1991)	375 (360-14-1)
2	Trevor Cobb (1990)	321 (283-36-2)
3	Trevor Cobb (1992)	301 (279-22-0)
4	Stahle Vincent (1971)	260 (243-17-0)
5	Quinton Smith (2006)	257 (211-40-6)
6	Trevor Cobb (1989)	226 (169-22-35)
7	Charles Ross (2013)	216 (211-5-0)
8	Calvin Fance (1980)	211 (192-19-0)
9	Kevin Trigg (1983)	209 (198-10-1)
10	Kyle Herm (2001)	205 (205-0-0)

GAME		
1	Trevor Cobb vs. Iowa State (S 28, 1991)	47
2	Trevor Cobb vs. Houston (D 2, 1989)	46
3	Trevor Cobb at SMU (N 9, 1991)	41
4	Trevor Cobb at Arkansas (N 3 1990)	40
	Trevor Cobb vs. Houston (N 16, 1991)	40
	Trevor Cobb at TCU (O 24, 1992)	40

KICKOFF RETURNS

CAREER		
1	Michael Perry (1995-98)	109
2	Quentis Roper (1985-88)	73
3	Ja'Corey Shepherd (2005-08)	68
4	Sean White (1999-2002)	62
5	James Sykes (1973-76)	52
6	Chuck Latourette (1964-66)	45
7	Shane Turner (2009-10)	44
8	Mike Falco (2003-06)	41
9	Andray Downs (2003-06)	39
10	Nathan Bennett (1990-93)	38

SEASON		
1	Ja'Corey Shepherd (2008)	41
2	Shane Turner (2009)	37
3	Quentis Roper (1986)	34
4	Trevor Cobb (1989)	33
5	Michael Perry (1997)	31
	Michael Perry (1998)	31
7	Ja'Corey Shepherd (2007)	27
	Andy Erickson (2010)	27
9	Vince Courville (1982)	26
10	Eric Henley (1988)	24
	Michael Perry (1996)	24

RETURNS

GAME

1	Trevor Cobb vs. Houston (D 2, 1989)	11
2	Clint Hatfield at Fresno State (N 3, 2001)	9
3	Andray Downs at San Jose St. (O 2, 2004)	8
	Shane Turner vs. Navy (O 10, 2009)	8
5	Gordon Wyatt vs. SMU (O 21, 1950)	7
	Michael Perry at Ohio State (S 7, 1996)	7
	Ja'Corey Shepherd vs. Tulsa (N 24, 2007)	7
	Shane Turner vs. Houston (N 29, 2009)	7
	Shane Turner vs. Texas (S 4, 2010)	7
	Charles Ross at Tulane (N 13, 2010)	7

KICKOFF RETURN YARDS**CAREER**

1	Michael Perry (1995-98)	2,366
2	Quentis Roper (1985-88)	1,683
3	James Sykes (1973-76)	1,398
4	Ja'Corey Shepherd (2005-08)	1,358
5	Sean White (1999-2002)	1,155
6	Shane Turner (2009-10)	1,021
7	Carl Swierc (1971-73)	910
8	Gene Fleming (1962-64)	885
9	Chuck Latourette (1964-66)	872

SEASON

1	Ja'Corey Shepherd (2008)	885
2	Quentis Roper (1986)	795
3	Michael Perry (1997)	680
4	Michael Perry (1998)	669
5	James Sykes (1973)	601
6	Trevor Cobb (1989)	598
7	Michael Perry (1996)	596
8	Andy Erickson (2010)	564
9	Vince Courville (1982)	524
10	Clint Hatfield (2001)	498

GAME

1	Charles Ross at Tulane (N 13, 2010)	261
2	Jeremy Eddington at UTEP (N 24, 2012)	210
3	Shane Turner at UAB (S 5, 2009)	200
4	Shane Turner vs Navy (O 10, 2009)	196
5	Andray Downs at San Jose State (O 2, 2004)	189
6	Clint Hatfield at Fresno State (N 3, 2001)	182
7	Michael Perry at Texas (S 26, 1998)	170
8	Trevor Cobb vs. Houston (D 2, 1989)	166
9	Quentis Roper vs. Texas State (S 20, 1986)	162
10	Michael Perry at Ohio State (S 7, 1996)	162

LONGEST KICKOFF RETURN**GAME**

1	Macon Hughes vs. TCU (N 21, 1970)	99
	Carl Swierc at TCU (N 24, 1973)	99
	James Sykes vs. Montana (S 22, 1973)	99
4	Gene Fleming vs. Texas A&M (N 16, 1963)	98
	James Sykes vs. Montana (S 22, 1973)	98

PUNT RETURNS**CAREER**

1	Huey Keeney (1945-48)	81
2	Horton Nesrsta (1951-53)	69
3	Eric Henley (1988-91)	61
4	Michael Perry (1995-98)	47
5	David Ferguson (1963-65)	43
6	Bruce Henley (1971-73)	40
	LaDoughyous McCalla (1994-98)	40

SEASON

1	Horton Nesrsta (1952)	44
2	David Ferguson (1964)	34
3	Michael Perry (1996)	25
4	Chuck Latourette (1966)	23

GAME

1	Horton Nesrsta at UCLA (O 11, 1952)	8
	Mario Hull vs. Memphis (O 8, 2011)	8

PUNT RETURN YARDS**CAREER**

1	Horton Nesrsta (1951-53)	893
2	Huey Keeney (1945-48)	893
3	Michael Perry (1995-98)	501
4	David Ferguson (1963-65)	487
5	Bruce Henley (1971-73)	442

SEASON

1	Horton Nesrsta (1952)	536
2	David Ferguson (1964)	381
3	Horton Nesrsta (1951)	315
4	Michael Perry (1996)	300
5	Dicky Maegle (1954)	293

GAME

1	Rex Procter vs. New Mexico (O 8, 1949)	142
---	--	-----

SEASON

1	Jarett Dillard (2006)	21
2	Jarett Dillard (2008)	20
3	James Casey (2008)	19
4	Benji Wood (1997)	16
	Charles Ross (2013)	16
6	Trevor Cobb (1992)	15
7	Trevor Cobb (1991)	14
	Jarett Dillard (2007)	14
9	Ed Bailey (2004)	13
	Chase Clement (2008)	13

GAME

1	Griff Vance vs. SMU (N 17, 1916)	6
2	Charles Ross vs. La Tech (N 16, 2013)	5
3	Dicky Maegle vs. Cornell (O 2, 1954)	4
	Butch Blume at Texas Tech (N 4, 1961)	4
	Lester Lehman vs. Baylor (D 2, 1967)	4
	Donald Hollas vs. Texas Tech (O 20, 1990)	4
	Benji Wood at Tulane (S 13, 1997)	4
	Robbie Beck at Fresno State (O 25, 2003)	4
	Ed Bailey, vs. SMU (O 9, 2004)	4
	Jarett Dillard vs. North Texas (S 27, 2008)	4
	Jeremy Eddington vs. ECU (N 20, 2010)	4

KICKING**FIELD GOALS ATTEMPTED****CAREER**

1	Chris Boswell (2010-13)	88
2	Mark Williams (1970-72)	57
3	Clark Fangmeier (2006-09)	48
4	James Hamrick (1983-85)	47
5	Brennan Landry (2002-05)	40
6	Clint Parsons (1987-90)	36
7	Derek Crabtree (1998-2001)	33
8	Alan Pringle (1973-74)	27

SEASON

1	Chris Boswell (2012)	29
2	Mark Williams (1972)	27
3	Mark Williams (1971)	22
	James Hamrick (1985)	22

FIELD GOALS MADE**CAREER**

1	Chris Boswell (2010-13)	65
2	James Hamrick (1983-85)	33
3	Mark Williams (1970-72)	30
4	Clark Fangmeier (2006-09)	28
5	Derek Crabtree (1998-2001)	27
6	Clint Parsons (1987-90)	24
7	Brennan Landry (2002-05)	22

8	Alan Pringle (1973-74)	19
9	Darrell Richardson (1991-92)	14
10	Joel Baxter (1981-82)	13
	Mike Ruff (1994-96)	13

SEASON

1	Chris Boswell (2012)	23
2	James Hamrick (1985)	17
	Chris Boswell (2011)	17
4	Mark Williams (1972)	15
5	Chris Boswell (2013)	14
6	Mark Williams (1971)	13
	Clint Parsons (1990)	13
8	Alan Pringle (1973)	12
	Matt Huelsman (1994)	12
10	James Hamrick (1984)	11
	Chris Boswell (2010)	11

GAME

1	Chris Boswell vs. SMU (N 17, 2012)	5
2	Joel Baxter vs. TCU (O 10, 1981)	4
	Matt Huelsman at TCU (O 29, 1994)	4
	Chris Boswell at North Texas (S 11, 1994)	4
	Chris Boswell at Kansas (S 8, 2012)	4
6	James Hamrick at Texas (O 5, 1985)	3
	James Hamrick at Texas Tech (O 19, 1985)	3
	James Hamrick vs. Arkansas (N 2, 1985)	3
	Clint Parsons at Notre Dame (N 5, 1988)	3

	Sammy Hartman vs. TCU (O 14, 1989)	3
	Johnny Bagwell vs. Houston (N 26, 1993)	3
	Derek Crabtree at Air Force (N 21, 1998)	3
	Luke Juist at Tulsa (O 30, 2004)	3

FIELD GOAL PERCENTAGE**CAREER****(Minimum 20 Att.)**

1	Derek Crabtree (1998-2001)	81.8 (27-33)
2	Chris Boswell (2010-)	73.9 (65-88)
3	Alan Pringle (1973-74)	70.4 (19-27)
4	James Hamrick (1983-86)	70.2 (33-47)
5	Clint Parsons (1987-90)	66.7 (24-36)
6	Darrell Richardson (1991-92)	63.6 (14-22)

SEASON**(Minimum 10 Att.)**

1	Derek Crabtree (1999)	88.9 (8-9)
2	Clint Parsons (1990)	86.7 (13-15)
3	Chris Boswell (2011)	81.0 (17-21)
4	Alan Pringle (1973)	80.0 (12-15)
	Alvaro Arenas (1975)	80.0 (8-10)
6	Chris Boswell (2012)	79.3 (23-29)
7	James Hamrick (1985)	77.3 (17-22)
8	Joel Baxter (1981)	75.0 (9-12)
9	Sammy Hartman (1989)	72.7 (8-11)
	Darrell Richardson (1992)	72.7 (8-11)
	Clark Fangmeier (2006)	72.7 (8-11)

LONGEST FIELD GOALS		
(50 Yards or More)		
1	James Hamrick at Texas Tech (O 19, 1985)	57
	Chris Boswell at La. Tech (S 15, 2012)	57
3	Chris Boswell vs. SMU (N 17, 2012)	56
	Chris Boswell vs. Kansas (S14, 2013)	56
5	James Hamrick at SMU (N 5, 1983)	55
6	James Hamrick at Air Force (S 21, 1985)	54
	Chris Boswell vs. Tulane (N 19, 2011)	54
8	Joel Baxter vs. Baylor (N 13, 1982)	53
	James Hamrick at Texas (O 5, 1985)	53
	Luke Juist vs. Navy (O 22, 2005)	53
	Chris Boswell vs. UCLA (A 30, 2012)	53
	Chris Boswell vs. SMU (N 17, 2012)	53
13	Robert Hubble vs. LSU (S 27, 1980)	52
	Mike Ruff at Texas Tech (O 21, 1995)	52
	Scott Grimes at Houston (S 4, 1999)	52
	Derek Crabtree at SMU (N 24, 2001)	52
17	James Hamrick at Houston (D 1, 1984)	51
	Glen Ray Hines at Indiana (S 12, 1987)	51
	Chris Boswell at Houston (O 27, 2011)	51
	Chris Boswell vs. Tulane (N 19, 2011)	51
	Chris Boswell vs. SMU (N 17, 2012)	51
	Chris Boswell at UTEP (N 24, 2012)	51

23	Max Webb vs. TCU (N 19, 1960)	50
	Chris Boswell at North Texas (S 11, 2010)	50
	Chris Boswell at North Texas (S 11, 2010)	50
	Chris Boswell at NMSU (O 19, 2013)	50

PATs ATTEMPTED		
CAREER		
1	Clark Fangmeier (2006-09)	181
2	Chris Boswell (2010-13)	172
3	Brennan Landry (2002-05)	124
4	Derek Crabtree (1998-2001)	89
5 (*)	Froggy Williams (1946-49)	75
6	Darrell Richardson (1991-92)	65
7	Wes Hansen (1976-79)	62
8	Mike Ruff (1994-96)	55
9	Scott Grimes (1996-99)	53
10	Mark Williams (1970-72)	50

(*) - PAT attempts unavailable.
Only PATs Made included.

SEASON		
1	Clark Fangmeier (2008)	73
2	Chris Boswell (2013)	49
3	Clark Fangmeier (2007)	47
	Chris Boswell (2012)	47
5	Chris Boswell (2010)	44
6	Scott Grimes (1997)	39
7	Mike Ruff (1996)	36
8	Darrell Richardson (1992)	35
	Johnny Bagwell (1993)	35
	Clark Fangmeier (2006)	35

PATs MADE		
CAREER		
1	Clark Fangmeier (2006-09)	179
2	Chris Boswell (2010-13)	164
3	Brennan Landry (2002-05)	118
4	Derek Crabtree (1998-2001)	86
5	Froggy Williams (1946-49)	75
6	Darrell Richardson (1991-92)	62
7	Wes Hansen (1976-79)	58
8	Mike Ruff (1994-96)	55
9	Mark Williams (1970-72)	49
10	Scott Grimes (1996-99)	45

SEASON		
1	Clark Fangmeier (2008)	73
2	Chris Boswell (2013)	47
3	Clark Fangmeier (2007)	46
4	Chris Boswell (2012)	45
5	Chris Boswell (2010)	41
6	Mike Ruff (1996)	36
7	Johnny Bagwell (1993)	35
	Clark Fangmeier (2006)	35
9	Darrell Richardson (1992)	34
10	Brennan Landry (2003)	34

GAME		
1	Clark Fangmeier vs. North Texas (S 27, 2008)	11
2	Derek Crabtree vs. Tulsa (N 10, 2001)	8
	Clark Fangmeier vs. UTEP (N 3, 2007)	8
	Clark Fangmeier vs. SMU (A 29, 2008)	8
	Clark Fangmeier vs. Houston (N 29, 2008)	8
	Chris Boswell vs. ECU (N 20, 2010)	8
7	Johnny Bagwell vs. Iowa State (S 25, 1993)	7
	Derek Crabtree vs. San Jose State (O 16, 1999)	7
	Brennan Landry vs. Nevada (N 1, 2003)	7
	Brennan Landry at LA Tech (N 27, 2003)	7
	Brennan Landry at San Jose State (O 2, 2004)	7
	Clark Fangmeier at UTEP (N 1, 2008)	7
	Chris Boswell vs. LA Tech (N 16, 2013)	7

PUNTING

PUNTS

CAREER

1	Dale Walters (1980-83)	287
2	Huey Keeney (1945-48)	236
3	Kyle Martens (2008-11)	230
4	Travis Hale (1999-2002)	231
5	Mike Landrum (1973-75)	228
6	Tucker Phillips (1992-96)	220
7	Steve Gleaves (1977-79)	217
8	Kosse Johnson (1951-53)	205

SEASON

1	Steve Gleaves (1977)	86
2	Mike Landrum (1973)	84
3	Bucky Allshouse (1969)	83
4	Kosse Johnson (1951)	82
	Kosse Johnson (1952)	82
	Dale Walters (1983)	82

GAME

1	Kosse Johnson at TCU (N 24, 1951)	12
	Kosse Johnson vs. LSU (O 4, 1952)	12
	Bucky Allshouse vs. LSU (S 27, 1969)	12
	Bucky Allshouse at Texas (O 25, 1969)	12
	Bobby Schrader vs. Houston, (D 2, 1989)	12

Yards

CAREER

1	Dale Walters (1980-83)	11,242
2	Kyle Martens (2008-11)	9,890
3	Travis Hale (1999-2002)	9,387
4	Mike Landrum (1973-75)	9,043
5	Tucker Phillips (1992-96)	9,002
6	Huey Keeney (1945-48)	8,949
7	Steve Gleaves (1977-79)	8,506
8	Jared Scruggs (2003-06)	8,276
9	Kosse Johnson (1951-53)	7,347

SEASON

1	Dale Walters (1983)	3,452
2	Kyle Martens (2011)	3,403
3	Mike Landrum (1973)	3,323
4	Steve Gleaves (1977)	3,296
5	Bucky Allshouse (1969)	3,182

PUNTING AVERAGE

CAREER

1	Kyle Martens (2008-11)	43.0
2	Jared Scruggs (2003-06)	41.4
3	Tucker Phillips (1992-96)	40.9
4	Travis Hale (1999-2002)	40.6
5	Steve Kidd (1983-86)	40.4
6	Mark Williams (1970-72)	40.0
7	Mike Landrum (1973-75)	39.7
8	Steve Gleaves (1977-79)	39.20
9	Dale Walters (1980-83)	39.17
10	Huey Keeney (1945-48)	37.9

SEASON

1	Kyle Martens (2010)	45.98
2	Steve Kidd (1985)	45.94
3	Tucker Phillips (1996)	45.91
4	Jared Scruggs (2003)	45.90
5	Mark Bundage (2009)	44.2
6	Tucker Phillips (1995)	43.6
	Kyle Martens (2009)	43.6
	Kyle Martens (2011)	43.6
9	Jared Scruggs (2005)	42.8
10	James Farrimond (2014)	42.2

GAME (Minimum 5 Attempts)

1	Jared Scruggs vs. Tulsa (N 8, 2003)	52.4
2	Tucker Phillips at BYU (N 9, 1996)	51.4
3	Kyle Martens vs. Purdue (S 9, 2011)	50.1
4	Kyle Martens vs. Tulsa (O 3, 2009)	50.0
	Kyle Matrens vs. Northwestern (S 18, 2010)	50.0
6	Steve Kidd at Texas (O 5, 1985)	49.7
	Jared Scruggs vs. UTEP (O 29, 2005)	49.7
8	Travis Hale at Boise State (N 9, 2002)	49.6
9	Huey Keeney vs. Baylor (N 30, 1946)	49.4
10	Kyle Martens at North Texas (S 11, 2010)	49.3

LONGEST PUNTS

1	Dale Walters vs. Arkansas (O 31, 1981)	84
2	Tommy Lewis at Texas A&M (O 23, 1976)	80
	Dale Walters at Arkansas (O 30, 1982)	80
	Clint Parsons at TCU (O 13, 1990)	80

RUSHING LEADERS

Year	Player	Att.	Yards	Avg.	TD	LP
1951	Teddy Riggs	114	639	5.6	4	—
1952	Kosse Johnson	108	592	5.5	-	—
1953	Kosse Johnson (*)	187	944	5.1	-	—
1954	Dicky Maegle (*)	144	905	6.3	11	—
1955	Jerry Hall	55	255	4.6	1	—
1956	Raymond Chilton	92	405	4.4	2	—
1957	King Hill	90	446	5.0	5	—
1958	Pat Bailey	63	342	5.4	2	—
1959	Bill Bucek	117	511	4.3	4	—
1960	Robert Wayt	83	392	4.7	2	21
1961	Roland Jackson	88	415	4.4	5	18
1962	Paul Piper	85	387	4.5	3	—
1963	Paul Piper	128	475	3.7	3	—
1964	Gene Fleming	103	395	3.8	1	81
1965	Lester Lehman	101	422	4.2	1	—
1966	Robby Shelton	150	607	4.1	6	51
1967	Terry Shelton	133	651	4.9	5	42
1968	Terry Conley	182	681	3.8	8	20
1969	Mike Spruill	101	440	4.4	8	64
1970	Stahle Vincent	91	453	5.0	1	55
1971	Stahle Vincent	243	945	3.9	3	53
1972	Gary Ferguson	160	639	4.0	1	37
1973	Gary Ferguson	99	385	3.9	1	21
1974	Gary Ferguson	117	417	3.8	1	30
1975	John Coleman	172	782	4.6	3	22
1976	James Sykes	100	435	4.4	5	39

Year	Player	Att.	Yards	Avg.	TD	LP
1978	Earl Cooper	95	350	3.7	3	24
1979	Earl Cooper	146	536	3.7	5	70
1980	Calvin Fance	192	730	3.8	4	35
1981	Tim Sanders	116	408	3.5	0	15
1982	Tim Sanders	111	379	3.4	0	16
1983	Kevin Trigg	198	579	2.9	3	29
1984	Larry Collins	88	358	4.1	1	16
1985	Antonio Brinkley	168	860	5.1	4	73
1986	Marc Scott	94	325	3.5	2	23
1987	Lorenzo Cyphers	170	751	4.4	5	48
1988	Lorenzo Cyphers	163	516	3.2	3	16
1989	Trevor Cobb	169	545	3.2	3	32
1990	Trevor Cobb	283	1325	4.7	10	62
1991	Trevor Cobb (*)	360	1692	4.7	14	79
1992	Trevor Cobb (*)	279	1386	5.0	11	64
1993	Yoncy Edmonds	199	941	4.7	7	50
1994	Spencer George	185	804	4.3	4	54
1995	Yoncy Edmonds	84	490	5.8	2	75
1996	Chad Nelson	128	801	6.3	11	56
1997	Michael Perry (^)	162	1034	6.4	10	66
1998	Chad Richardson	181	746	4.1	6	60
1999	Chad Richardson	203	831	4.1	11	60
2000	Jamie Tyler	95	400	4.2	5	39
2001	Kyle Herm	205	897	4.4	11	42
2002	Robbie Beck	120	601	5.0	8	47
2003	Thomas Lott	98	714	7.3	3	49

Year	Player	Att.	Yards	Avg.	TD	LP
2004	Ed Bailey	208	1021	4.9	12	41
2005	Quinton Smith	140	902	6.4	5	58
2006	Quinton Smith	211	1096	5.2	10	69
2007	Chase Clement	144	535	3.7	8	59
2008	C.J. Ugokwe	167	809	4.8	2	47
2009	Charles Ross	97	491	5.1	11	54
2010	Sam McGuffie	197	883	4.5	6	50
2011	Tyler Smith	155	860	5.5	5	97#
2012	Charles Ross	147	800	5.4	5	64
2013	Charles Ross	211	1280	6.1	15+	48
2014	Jowan Davis	245	956	3.9	6	54

(*) Led SWC in rushing

(^) Led WAC in rushing

(#) School and C-USA record

PASSING LEADERS

Year	Player	Comp.-Att.	Pct.	Yds.	TD-Int.	LP
1951	Dan Drake	51-109	48.8	859	11-9	—
1952	Dan Drake	49-129	38.0	630	4-9	—
1953	Leroy Fenstermaker	21-58	36.2	328	0-3	—
1954	Pinky Nisbet	37-62	59.7	419	3-4	—
1955	Pinky Nisbet	25-49	51.0	339	1-4	—
1956	Frank Ryan	60-109	55.0	704	4-7	—
1957	King Hill	44-82	53.7	798	4-5	—
1958	Alvin Hartman	22-51	43.1	429	5-5	—
1959	Bill Bucek	20-55	36.4	259	1-4	—
1960	Billy Cox	45-80	56.3	510	3-7	—
1961	Randall Kerbow	37-79	46.8	505	3-6	—
1962	Randall Kerbow	53-143	37.1	703	7-14	—
1963	Walter McReynolds	53-117	45.3	728	7-7	65
1964	Walter McReynolds	58-111	52.2	675	8-8	34
1965	David Ferguson	44-109	40.4	584	1-7	—
1966	Robert Hailey	72-149	48.3	859	2-12	42
1967	Robert Hailey	111-222	50.0	1437	6-16	—
1968	Robby Shelton	53-109	48.6	594	2-10	—
1969	Stahle Vincent	51-100	51.0	556	3-7	—
1970	Philip Wood	39-112	34.8	489	5-9	—
1971	Bruce Gadd	87-180	48.3	1061	6-18	53
1972	Bruce Gadd (*)	171-323	52.6	2075	11-22	37
1973	Tommy Kramer	58-139	41.7	705	2-7	53
1974	Tommy Kramer	67-170	39.4	857	6-10	55
1975	Tommy Kramer (*)	113-226	50.0	1328	8-16	41
1976	Tommy Kramer (^)	269-501	53.7	3317	21-19	80

Year	Player	Comp.-Att.	Pct.	Yds.	TD-Int.	LP
1977	Randy Hertel	156-356	43.8	1620	9-24	—
1978	Randy Hertel	156-279	55.9	1677	12-11	—
1979	Randy Hertel (*)	147-294	50.0	1652	7-24	68
1980	Randy Hertel	102-192	53.1	1212	10-9	41
1981	Michael Calhoun	98-233	42.1	1480	21-15	45
1982	Doug Johnson	79-162	48.8	936	6-14	45
1983	Philip Money	97-197	49.2	1131	4-11	42
1984	Kerry Overton (*)	117-271	43.2	1593	7-16	75
1985	Mark Comalander	100-182	55.0	1232	7-6	63
1986	Mark Comalander	116-219	53.0	1430	8-15	80
1987	Mark Comalander	102-214	47.7	1191	7-13	53
1988	Quentis Roper	135-271	49.8	1607	7-9	63
1989	Donald Hollas	156-276	56.5	1815	5-9	53
1990	Donald Hollas	151-265	57.0	1808	8-18	62
1991	Greg Willig	75-141	53.2	974	5-5	46
1992	Bert Emanuel	94-180	52.2	1558	11-6	80
1993	Bert Emanuel	118-204	57.8	1521	12-4	69
1994	Josh LaRocca	65-130	50.0	806	9-8	47
1995	Josh LaRocca	59-118	50.0	807	4-5	77
1996	Chad Richardson	9-43	20.9	259	2-1	69
1997	Chad Nelson	20-50	40.0	526	2-3	76
1998	Chad Richardson	34-91	37.4	598	2-3	52
1999	Chad Richardson	36-88	41.9	563	7-5	39
2000	Ben Wulf	30-66	45.5	449	4-3	68
2001	Kyle Herm	72-142	50.7	1121	8-2	64
2002	Kyle Herm	42-86	48.8	685	4-3	69

Year	Player	Comp.-Att.	Pct.	Yds.	TD-Int.	LP
2003	Greg Henderson	37-81	45.7	485	2-7	69
2004	Greg Henderson	33-76	43.4	487	3-8	55
2005	Chase Clement	53-124	42.7	582	5-6	51
2006	Chase Clement	153-265	57.7	1707	21-5	80
2007	Chase Clement	300-508	59.1	3277	29-16	61
2008	Chase Clement	326-490	66.5	4119	44-7	80
2009	Nick Fanuzzi	162-270	60.0	1598	11-8	80
2010	Nick Fanuzzi	151-241	62.7	1681	11-9	59
2011	Nick Fanuzzi	112-193	58.0	1123	7-2	67
2012	Taylor McHargue	194-325	59.7	2209	12-5	50
2013	Taylor McHargue	169-324	52.2	2345	17-8	75
2014	Driphus Jackson	191-331	57.7	2,842	24-8	88

(*) Led SWC and NCAA in passing

(^) Led SWC in passing

RECEIVING LEADERS

Year	Player	Rec.	Yds.	Avg.	TD	LP
1951	Bill Howton	33	747	22.6	7	—
1952	Jack Day	20	301	15.0	-	—
1953	Dan Hart	15	239	15.9	1	—
1954	Dicky Maegle	18	198	11.0	0	—
1955	Marshall Crawford	11	172	15.6	1	—
1956	Buddy Dial	21	357	17.0	5	—
1957	Buddy Dial (*)	21	508	24.2	4	—
1958	Buddy Dial	19	264	13.9	4	—
1959	Thomas Stellman	7	108	15.4	0	—
	Bill Bucek	7	69	9.9	1	—
1960	Johnny Burrell	20	266	13.3	3	30
1961	Johnny Burrell	7	133	19.0	1	34
1962	Gene Raesz	29	363	12.5	2	—
1963	Jerry Kelley	17	225	13.2	3	—
	John Sylvester	15	251	16.7	2	—
1964	Billy Hale	14	170	12.1	1	—
1965	Tommy Tyner	27	295	10.9	1	20
1966	Glen Hine	29	323	11.1	1	28
1967	Larry Davis	54	708	13.1	-	38
1968	Larry Davis	31	410	13.2	4	39
1969	Bob Brown	35	375	10.7	3	46
1970	Macon Hughes	13	116	8.9	1	—
	Mike Phillips	12	192	16.0	0	—
1971	Gary Butler	27	397	14.7	2	52
1972	Gary Butler (*)	45	708	15.7	1	34
1973	Ed Lofton	39	534	13.7	3	53

Year	Player	Rec.	Yds.	Avg.	TD	LP
1974	Ed Lofton (*)	42	483	11.5	2	56
1975	Ed Lofton	31	261	8.4	0	33
	Kenneth Roy	26	351	13.5	2	41
1976	James Sykes (*)	76	653	8.6	2	80
	David Houser	52	931	17.8	5	52
1977	David Houser	55	795	14.5	5	—
1978	Doug Cunningham	39	430	11.0	1	44
	David Houser	38	481	12.7	7	41
1979	Earl Cooper (*)	47	463	9.9	2	68
1980	Robert Hubble	38	482	12.7	2	24
1981	Hosea Fortune	29	489	16.9	6	39
1982	Melvin Robinson	34	584	17.2	1	54
1983	Ricky Askew	25	337	13.5	0	28
1984	Melvin Robinson	46	593	12.9	3	34
1985	Darrick Wells	36	612	17.0	5	67
1986	Kenny Major	38	409	10.8	3	39
1987	Lorenzo Cyphers	31	187	6.0	1	28
	Mike Boudousquie	30	394	13.1	1	40
1988	Mike Boudousquie	38	657	17.3	4	63
1989	Eric Henley	81	900	11.1	5	53
1990	Eric Henley	48	607	12.7	5	38
1991	Eric Henley	31	410	13.2	4	27
1992	Louis Balady	31	552	17.8	4	80
1993	Jimmy Lee	36	365	10.1	2	25
	Ed Howard	32	431	13.5	3	69
1994	Ed Howard	19	315	16.6	6	47

Year	Player	Rec.	Yds.	Avg.	TD	LP
1995	Jeff Venghaus	22	371	16.9	1	47
1996	Thad Bridges	15	103	6.9	0	11
	Jason Blackwell	4	113	28.3	1	69
1997	Jason Blackwell	14	210	15.0	0	26
1998	Jason Blackwell	22	422	19.2	2	52
1999	Raphael Tillman	14	218	15.6	3	29
2000	Gavin Boothe	18	313	17.4	3	32
2001	Gilbert Okoronkwo	23	439	19.1	2	40
2002	Marcus Battle	26	430	16.5	2	54
2003	Marcus Battle	19	333	17.5	1	69
2004	Marcus Battle	15	213	14.2	0	55
2005	Jarett Dillard	35	524	15.0	5	51
2006	Jarett Dillard	91	1247	13.7	21 (#)	65
2007	Jarett Dillard	79	1058	13.4	14	60
2008	James Casey (+)	111	1329	12.0	13	47
	Jarett Dillard	87	1310	15.1	20	80
2009	Toren Dixon	60	660	11.0	6	80
2010	Sam McGuffie	39	384	9.8	3	64
2011	Vance McDonald	44	541	12.3	5	49
2012	Jordan Taylor	57	826	14.5	3	46
2013	Jordan Taylor	55	848	15.4	8	75
2014	Jordan Taylor	54	842	15.6	7	88

(*) Led SWC

(+) Led Conference USA

(#) Led NCAA

SCORING LEADERS

Year	Player	TDs (R-P-RT)	PAT	PAT2	FG	TP
1951	Bill Howton	0-7-0				42
1952	Kosse Johnson	5-0-0				30
1953	Kosse Johnson (*)	10-0-0		2		62
1954	Dicky Maegle (*)	11-0-1				72
1955	Jerry Hall	1-1-1				18
1956	Buddy Dial	0-5-0				30
1957	King Hill (*)	5-0-0	17-22			47
1958	Bill Bucek	1-0-0	12-14		4-7	30
1959	Bill Bucek	4-1-0	2-4		0-3	32
1960	Billy Cox	6-0-0				30
1961	Butch Blume (*)	5-1-0	20-22		6-9	74
1962	Randall Kerbow	2-0-0	15-15		1-2	30
1963	Larry Rice		13-19		4-6	25
1964	Gene Fleming	1-4-0				30
1965	Chuck Latourette	5-0-1				36
1966	Robby Shelton	6-0-0		1		38
1967	Lester Lehman	5-0-0				30
	Terry Shelton	5-0-0				30
1968	Terry Conley	8-0-0				48
1969	Mike Spruill	8-0-0				48
1970	Mark Williams		22-22		2-8	28
1971	Mark Williams		9-10		13-22	48
1972	Mark Williams		18-18		15-27	63
1973	Alan Pringle		14-14		12-15	50
1974	Alan Pringle		8-9		7-12	29
1975	Alvaro Arenas		20-20		8-20	44

Year	Player	TDs (R-P-RT)	PAT	PAT2	FG	TP
1976	Kenneth Roy	0-9-0				54
1977	Earl Cooper	7-1-0		1-1		50
1978	David Houser	0-7-0		1-1		44
1979	Earl Cooper	5-2-0				42
1980	Stanley Sam		20-21		6-12	38
1981	Joel Baxter		16-17		9-12	43
1982	Joel Baxter		14-16		4-7	26
1983	Kevin Trigg	3-0-0		1-1		20
1984	James Hamrick		20-23		11-16	53
1985	James Hamrick		18-20		17-22	69
1986	Darrell Goolsby	0-4-0				24
1987	Glen Ray Hines		19-25		10-17	49
1988	Clint Parsons		14-16		9-17	41
1989	Donald Hollas	7-0-0				42
1990	Donald Hollas	11-0-0				66
1991	Trevor Cobb	14-0-0				84
1992	Trevor Cobb	11-4-0		1-1		92
1993	Johnny Bagwell		35-35		10-16	65
1994	Matt Huelsman		17-18		12-18	53
1995	Mike Ruff		19-19		9-14	46
1996	Chad Nelson	11-0-0				66
1997	Benji Wood (#)	16-0-0				96
1998	Jamie Tyler	8-0-0				48
1999	Chad Richardson	11-0-0		1-2		68
2000	Derek Crabtree		26-28		8-12	50
2001	Kyle Herm	11-0-0				66

Year	Player	TDs (R-P-RT)	PAT	PAT2	FG	TP
2002	Brennan Landry		31-33		8-15	55
2003	Robbie Beck	12-0-0				72
2004	Ed Bailey	12-1-0				78
2005	John Wall	7-0-0				42
2006	Jarett Dillard	0-21-0				126
2007	Jarett Dillard	0-14-0				84
2008	Jarett Dillard	0-20-0				120
2009	Charles Ross	11-0-0				66
2010	Chris Boswell	0-0-0	41-44		11-17	74
2011	Chris Boswell	0-0-0	31-32		17-21	82
2012	Chris Boswell	0-0-0	45-47		23-29	114
2013	Charles Ross	15-1-0+				96
2014	Darik Dillard	11-1-0				72

(*) Led SWC

(#) Led WAC

(+) Led Conference USA

TOTAL OFFENSE LEADERS

Year	Player	Rush	Pass	Yards	G/Avg.
1951	Dan Drake	-151	859	708	70.8
1952	Kosse Johnson	592	11	603	60.3
1953	Kosse Johnson	944	1	945	94.5
1954	Dicky Maegle	905	0	905	90.5
1955	Pinky Nisbet	83	339	422	42.2
1956	Frank Ryan	101	704	805	80.5
1957	King Hill (*)	446	78	1244	124.4
1958	Alvin Hartman	85	429	514	51.4
1959	Bill Bucek	511	259	770	77.0
1960	Billy Cox	106	510	616	61.6
1961	Randall Kerbow	249	505	754	75.4
1962	Randall Kerbow	27	703	730	73.0
1963	Walter McReynolds	81	728	809	80.9
1964	Walter McReynolds	37	675	712	71.2
1965	David Ferguson	408	584	992	99.2
1966	Robby Shelton	607	328	935	93.5
1967	Robert Hailey	8	1437	1445	144.5
1968	Robby Shelton	479	594	1073	107.3
1969	Stahle Vincent	277	556	833	83.3
1970	Philip Wood	356	489	845	84.5
1971	Stahle Vincent	945	38	983	89.4
1972	Bruce Gadd (*)	-74	2075	2001	181.9
1973	Tommy Kramer	4	705	709	64.5
1974	Tommy Kramer	-37	847	810	73.6
1975	Tommy Kramer (*)	217	1328	1545	140.5
1976	Tommy Kramer (^)	-45	3317	3272	297.5

Year	Player	Rush	Pass	Yards	G/Avg.
1977	Randy Hertel	-159	1620	1461	132.8
1978	Randy Hertel	-58	1677	1619	147.2
1979	Randy Hertel	-195	1652	1457	132.5
1980	Randy Hertel	-8	1212	1204	120.4
1981	Michael Calhoun	338	1480	1818	165.3
1982	Doug Johnson	72	936	1008	168.0
1983	Philip Money	-33	1131	1098	99.8
1984	Kerry Overton	27	1593	1620	147.3
1985	Mark Comalander	-76	1232	1156	192.7
1986	Mark Comalander	-47	1430	1383	125.7
1987	Quentis Roper	306	884	1190	108.2
1988	Quentis Roper	315	1607	1922	174.7
1989	Donald Hollas	431	1815	2246	249.6
1990	Donald Hollas	195	1808	2003	182.1
1991	Trevor Cobb	1692	0	1692	153.8
1992	Bert Emanuel	680	1558	2238	203.5
1993	Bert Emanuel	476	1521	1997	181.6
1994	Josh LaRocca	323	806	1129	112.9
1995	Josh LaRocca	198	807	1005	143.6
1996	Chad Nelson	801	257	1058	96.2
1997	Chad Nelson	953	526	1479	134.5
1998	Chad Richardson	746	598	1344	134.4
1999	Chad Richardson	831	563	1394	126.7
2000	Corey Evans	395	271	666	83.2
2001	Kyle Herm	897	1121	2018	168.2
2002	Kyle Herm	416	685	1101	100.1

Year	Player	Rush	Pass	Yards	G/Avg.
2003	Greg Henderson	615	485	1100	100.0
2004	Greg Henderson	566	487	1053	117.0
2005	Joel Armstrong	555	554	1109	100.8
2006	Chase Clement	481	1707	2188	273.5
2007	Chase Clement	535	3377	3912	326.0
2008	Chase Clement	693	4119	4812	370.2
2009	Nick Fanuzzi	-1	1598	1597	159.7
2010	Nick Fanuzzi	13	1681	1694	169.4
2011	Taylor McHargue	124	1072	1196	132.9
2012	Taylor McHargue	667	2209	2876	239.7
2013	Taylor McHargue	464	2345	2809	200.6
2014	Driphus Jackson	401	2,842	3,243	249.5

(*) Led NCAA and SWC in total offense

(^) Led SWC in total offense

ALL-PURPOSE LEADERS

Year	Player	Yards	Rush	Rec.	Ret.	Plays
1953	Kosse Johnson	1316	944	129	243	202
1954	Dicky Maegle	1512	905	198	409	183
1955	Jerry Hall	360	255	3	102	67
1956	Raymond Chilton	516	405	63	48	101
1957	King Hill	529	446	0	83	97
1958	Gordon Speer	491	241	91	159	77
1959	Bill Bucek	737	511	69	157	135
1960	Bob Wayt	739	392	132	215	113
1961	Butch Blume	653	308	77	268	82
1962	Ronnie Graham	743	202	66	475	90
1963	Gene Fleming	988	270	85	633	101
1964	Gene Fleming	748	395	87	266	125
1965	Chuck Latourette	1005	408	138	459	130
1966	L.V. Benningfield	831	597	71	163	148
1967	Terry Shelton	820	651	146	23	145
1968	Tony Conley	757	681	76	0	190
1969	Mike Spruill	561	440	44	77	107
1970	Macon Hughes	655	79	116	460	45
1971	Stahle Vincent	1041	945	96	0	260
1972	Gary Ferguson	861	639	191	31	186
1973	James Sykes	819	204	12	603	62
1974	James Sykes	555	246	17	292	79
1975	John Coleman	861	782	79	0	179
1976	James Sykes (*)	1550	435	653	462	194
1977	David Houser	801	0	795	6	56
1978	Earl Cooper	959	350	210	399	140

Year	Player	Yards	Rush	Rec.	Ret.	Plays
1979	Earl Cooper	999	536	463	0	193
1980	Calvin Fance	907	730	177	0	211
1981	Hosea Fortune	489	0	489	0	29
1982	Melvin Robinson	794	11	584	199	53
1983	Kevin Trigg	638	579	39	20	209
1984	Melvin Robinson	706	81	593	32	62
1985	Antonio Brinkley	1299	860	164	275	193
1986	Quentis Roper	1071	230	0	841	115
1987	Lorenzo Cyphers	938	751	187	0	202
1988	Eric Henley	1150	330	283	537	132
1989	Trevor Cobb	1325	545	161	619	226
1990	Trevor Cobb (*)	1674	1325	312	37	321
1991	Trevor Cobb (*)	1844	1692	136	16	375
1992	Trevor Cobb (*)	1669	1386	283	0	301
1993	Yoncy Edmonds	1027	941	86	0	209
1994	Spencer George	936	804	132	0	199
1995	Michael Perry	931	282	53	596	86
1996	Michael Perry	1561	656	9	896	172
1997	Michael Perry (^)	1784	1034	44	706	197
1998	Michael Perry	1306	524	113	669	143
1999	Chad Richardson	831	831	0	0	203
2000	Sean White	577	134	24	396	59
2001	Clint Hatfield	974	361	19	594	94
2002	Robbie Beck	623	601	22	0	121
2003	Thomas Lott	831	714	15	102	109
2004	Ed Bailey	1050	1021	27	2	232

Year	Player	Yards	Rush	Rec.	Ret.	Plays
2005	Quinton Smith	942	902	40	0	147
2006	Quinton Smith	1608	1096	410	102	257
2007	Jarett Dillard	1057	0	1057	0	79
2008	James Casey	1682	241	1329	112	182
2009	Shane Turner	901	24	--4	881	49
2010	Sam McGuffie	1277	883	382	0	236
2011	Tyler Smith	1169	860	309	0	194
2012	Charles Ross	898	800	98	0	157
2013	Charles Ross	1317	1280	37	0	216
2014	Jowan Davis	1064	956	108	0	258

(*) Led SWC

(^) Led WAC in All-Purpose yards

KICKOFF RETURN LEADERS

Year	Player	No.	Yds.	Avg.	LP	TD
1953	Kosse Johnson	8	224	28.0	—	-
1954	Morris Stone	7	145	20.7	—	-
1955	Virgil Mutschink	5	116	23.2	—	-
1956	Bobby Williams	8	155	19.4	—	-
1957	Larry Dueitt	5	180	36.0	—	-
1958	Larry Dueitt	7	146	20.9	—	-
1959	Robert Wayt	8	156	19.5	—	-
1960	Robert Wayt	6	158	26.3	—	-
1961	Robert Wayt	9	205	22.8	—	-
1962	Ronnie Graham (*)	20	418	20.9	—	-
1963	Gene Fleming	13	391	30.3	98	-
1964	Gene Fleming	12	201	16.7	—	0
1965	Chuck Latourette	21	459	21.8	76	-
1966	Chuck Latourette	18	297	16.5	31	-
1967	Macon Hughes	14	325	23.2	—	-
1968	Charles Robinson (*)	21	425	20.2	32	0
1969	Dale Bernauer	19	352	10.5	24	0
1970	Macon Hughes (*)	15	460	30.7	—	-
1971	Carl Swierc	12	279	23.3	—	-
1972	Carl Swierc	11	220	20.0	—	-
1973	James Sykes (*)	21	601	28.6	99	1
1974	James Sykes (*)	11	292	26.6	97	1
1975	Ardie Segars	14	237	16.9	34	0
1976	James Sykes (*)	18	462	25.7	98	1
1977	Charlie Taylor (*)	18	412	22.9	—	0
1978	Earl Cooper	21	399	19.0	—	0

Year	Player	No.	Yds.	Avg.	LP	TD
1979	Frank Wilson	12	188	15.7	—	0
1980	Alvin Runnells	11	221	20.1	—	0
1981	Melvin Robinson	9	160	17.8	—	0
1982	Vince Courville	26	524	20.2	68	0
1983	Marc Scott	11	182	16.5	35	0
1984	Antonio Brinkley	19	383	20.2	90	1
1985	Antonio Brinkley	12	275	22.9	73	0
1986	Quentis Roper (*)	34	795	23.4	45	0
1987	Quentis Roper	19	438	23.1	39	0
1988	Eric Henley	24	410	17.1	32	0
1989	Trevor Cobb	33	598	18.1	30	0
1990	Nathan Bennett	22	471	21.4	55	0
1991	Nathan Bennett	16	331	20.7	38	0
1992	Donald Allen	17	358	21.1	42	0
1993	Jimmy Lee	16	318	19.9	47	0
1994	Kris Armstrong	11	240	21.8	30	0
1995	Michael Perry	23	421	18.3	31	0
1996	Michael Perry	24	596	24.8	41	0
1997	Michael Perry	31	680	21.9	39	0
1998	Michael Perry	31	669	21.6	45	0
1999	Sean White	19	400	21.1	49	0
2000	Sean White	22	359	16.3	27	0
2001	Clint Hatfield	23	551	24.0	78	0
2002	Sean White	18	359	19.9	39	0
2003	Marcus Battle	16	289	18.1	31	0
2004	Andray Downs	18	437	24.3	53	0

Year	Player	No.	Yds.	Avg.	LP	TD
2005	Andray Downs	18	338	18.8	34	0
2006	Mike Falco	21	461	22.0	45	0
2007	Ja'Corey Shepherd	27	473	17.5	39	0
2008	Ja'Corey Shepherd	41	885	21.6	43	0
2009	Shane Turner	37	881	23.8	52	0
2010	Andy Erickson	27	546	20.9	43	0
2011	Jeremy Eddington	21	435	20.7	41	0
2012	Jeremy Eddington	9	306	34.0	97	1
2013	Malcolm Hill	11	237	21.5	33	0
2014	Brandon Hamilton	16	365	22.8	43	0

(*) Led SWC in kickoff returns

PUNT RETURN LEADERS

Year	Player	No.	Yds.	Avg.	LP	TB
1951	Horton Nesrsta	21	315	15.0	—	-
1952	Horton Nesrsta (#)	44	526	12.2	—	-
1953	Dicky Maegle	17	194	11.4	—	-
1954	Dicky Maegle (#)	15	293	19.5	—	-
1955	Page Rogers	7	55	7.9	—	-
1956	Dan Shuford	2	53	26.5	—	-
1957	Bobby Williams	8	138	17.3	—	1
1958	Gordon Speer	6	49	8.1	—	-
1959	Gordon Speer (*)	13	178	13.7	—	1
1960	Robert Wayt	9	57	6.3	—	-
	Butch Blume	6	86	14.3	—	-
1961	Butch Blume	14	142	10.1	—	-
1962	Ron Hatfield	11	149	13.5	—	-
1963	Gene Fleming	23	242	10.5	44	-
1964	David Ferguson	34	381	11.2	71	1
1965	Ronnie Cervenka	11	72	6.5	14	-
1966	Chuck Latourette	23	297	12.9	60	1
1967	Ronnie Sollock	15	159	10.6	—	-
1968	Dickie Phillips	9	22	2.4	6	0
1969	Gilbert King	7	17	2.7	13	0
	Philip Wood	4	79	19.8	43	0
1970	Chris Hale	17	146	8.6	—	0
1971	Gilbert King	22	222	10.1	—	-
1972	Bruce Henley	21	263	12.5	—	-
1973	Bruce Henley	18	88	4.9	24	0
1974	David Houser (*)	13	153	11.8	61	0

Year	Player	No.	Yds.	Avg.	LP	TD
1975	Gary Cox	8	106	13.3	70	0
1976	David Houser	8	30	3.8	18	0
1977	Cedrick Johnson	12	87	7.3	—	0
1978	David Houser	3	-6	-2.0	—	0
1979	Steve Pasterchick	17	81	4.8	—	0
1980	Mike Firestone	10	35	3.5	—	0
1981	Brian Mica	10	24	2.4	—	0
1982	Melvin Robinson	12	152	12.7	38	0
1983	Melvin Robinson	12	57	4.8	20	0
1984	Todd Jones	15	73	4.9	13	0
1985	Todd Jones	16	84	7.6	12	0
1986	Darrell Goolsby	11	48	4.4	21	0
1987	Darrell Goolsby	11	60	5.5	11	0
1988	Eric Henley	15	127	8.5	24	0
1989	Eric Henley	21	109	5.2	22	0
1990	Eric Henley	21	162	7.7	36	0
1991	Nathan Bennett	16	83	5.2	12	0
1992	Donald Allen	21	252	12.0	40	0
1993	Nathan Bennett	15	83	5.5	46	0
1994	Byron Coston	4	79	19.8	38	0
	Emerson Allen	13	99	7.6	21	0
1995	Michael Perry	19	175	9.2	19	0
1996	Michael Perry	25	300	12.0	67	1
1997	LaD. McCalla	22	194	8.8	84	1
1998	LaD. McCalla	16	178	11.1	52	0
1999	Jason Hebert	16	96	6.0	12	0

Year	Player	No.	Yds.	Avg.	LP	TD
2000	Kyle Herm	9	50	5.6	27	0
2001	Dan Dawson	11	58	5.3	13	0
2002	Kevin Ford	15	100	6.7	18	0
2003	Will Galusha	17	116	6.8	22	0
2004	Lance Byrd	12	98	8.2	24	0
2005	Brandon King	14	80	5.7	37	0
2006	Brandon King	13	115	8.8	19	0
2007	Ja'Corey Shepherd	22	120	5.5	20	0
2008	James Casey	14	112	8.0	32	0
2009	Andrew Sendejo	9	129	14.3	47	0
2010	Andy Erickson	8	58	7.2	14	0
2011	Mario Hull	16	163	10.2	28	0
2012	Dennis Parks	13	42	3.2	18	0
2013	Bryce Callahan	18	114	6.3	23	0
2014	Bryce Callahan	10	77	7.7	25	0

(*) Led SWC

(#) Led NCAA and SWC in punt returns

INT RETURN LEADERS

Year	Player	No.	Yds.	Avg.	Long	TD
1953	Pinky Nisbet	4	94	23.5	—	-
1954	Morris Stone	3	39	13.0	—	-
1955	Jerry Hall	3	28	9.3	—	-
	Pinky Nisbet	2	78	39.0	—	-
1956	Bobby Williams	2	7	3.5	—	-
1957	King Hill	4	49	12.3	—	-
1958	Bill Bucek	5	84	16.8	—	-
1959	Gordon Speer	4	54	13.5	—	-
1960	Butch Blume	2	54	27.0	—	-
1961	Butch Blume (*)	4	94	23.5	—	-
1962	Billy Hale	2	43	21.5	—	-
1963	Gene Fleming	2	45	22.5	—	-
1964	David Ferguson	4	45	11.3	—	-
1965	Ronnie Cervenka	2	10	5.0	—	-
1966	Chuck Latourette	3	68	22.7	—	-
1967	Hugo Hollas	5	62	12.4	—	0
1968	Randy Jinks	3	18	6.0	—	0
1969	David Keys	4	18	4.5	10	0
1970	Chris Hale	5	73	14.6	—	-
1971	Bruce Henley	6	109	18.2	—	-
1972	Bruce Henley (*)	7	88	12.6	—	-
1973	Preston Anderson	4	25	6.3	—	0
1974	Randy Piel	2	15	7.5	15	0
1975	Larry Brune (*)	6	104	17.3	86	1
1976	Ardie Segars	2	26	13.0	26	0
1977	Don Parrish	4	2	0.5	—	0

Year	Player	No.	Yds.	Avg.	Long	TD
1978	Michael Downs	5	76	15.2	—	0
1979	Rickey Thomas	2	6	3.0	—	0
1980	Michael Downs	3	58	19.3	—	0
1981	Brian Patterson	4	77	19.3	—	0
1982	Alvin Rettig	4	43	10.8	—	0
1983	Brian Patterson	4	102	25.5	85	1
1984	Dwayne Holmes	5	69	13.8	43	1
1985	Ed Freeny	2	37	18.5	19	0
1986	William McClay	4	37	9.3	32	0
1987	William McClay	3	13	4.3	13	0
1988	Otha Latin	1	25	25.0	25	0
<i>(Terry Thornton 1/5; Everett Coleman 1/0)</i>						
1989	David Griffin	6	10	1.7	10	0
1990	Robert Summerlin	3	26	8.7	19	0
	Greg King	3	0	0.0	0	0
1991	Tony Barker	5	90	18.0	34	0
1992	Sean Washington	4	153	38.3	60	2
1993	Nathan Bennett (*)	6	123	20.5	39	1
1994	Aaron Stanley	1	23	23.0	23	0
<i>(Joe Davis 1/12; Derrick Williams 1/8; Warrick Franklin & Jeff Sowell 1/0)</i>						
1995	Warrick Franklin	3	25	8.3	22	1
1996	Jason Winship	1	60	60.0	60	1
<i>(LaD. McCalla 1/39; Tony Washington 1/30; Karlton Bedford 1/27; Aaron Stanley 1/17; Warrick Franklin 1/11; Rashad Reynolds 1/0)</i>						
1997	LaD. McCalla	5	81	16.2	37	0
1998	LaD. McCalla	4	44	11.0	27	0

Year	Player	No.	Yds.	Avg.	Long	TD
1999	Jason Hebert	4	103	25.8	46	0
2000	Dan Dawson (#)	7	206	29.4	68	1
2001	Jason Hebert	4	0	0.0	0	0
2002	Antwan Shell	2	2	1.0	5	0
	Corey Evans	2	0	0.0	0	0
2003	Terry Holley	2	55	27.5	33	1
	Adam Herrin	2	35	17.5	35	1
2004	Terry Holley	3	11	3.7	10	0
2005	Ja'Corey Shepherd	2	0	—	0	0
2006	Andray Downs	2	72	36.0	72	1
<i>(Brandon King 2/37; Terrance Garmon 2/20; Ja'Corey Shepherd 2/2)</i>						
2007	Andrew Sendejo	5	92	18.4	30	1
2008	Andrew Sendejo	3	55	18.3	55	1
	Chris Douglas	3	50	16.7	40	1
2009	Jarrett Ben	2	14	7.0	14	0
2010	Travis Bradshaw	2	11	5.5	8	0
2011	Xavier Webb	2	52	26.0	29	0
2012	Paul Porras	2	75	37.5	75	1
<i>(Cameron Nwosu 2/27; Bryce Callahan & Julius White 2/0)</i>						
2013	Phillip Gaines	4	2	0.5	1	0
2014	Ryan Pollard	2	66	33.0	60	1
<i>(Bryce Callahan 2/43)</i>						

(*) Led SWC

(#) Led WAC in interceptions

PUNTING LEADERS

Year	Player	No.	Yds.	Avg.	LP	Blk
1951	Kosse Johnson	82	3056	37.3	—	-
1952	Kosse Johnson	82	2886	35.2	—	3
1953	Kosse Johnson	41	1405	34.3	—	-
1954	Pinky Nisbet	30	1135	37.8	—	-
1955	King Hill (*)	28	1108	39.6	—	-
1956	King Hill	28	972	34.7	—	-
1957	King Hill	29	1042	35.9	—	-
1958	Pat Bailey	31	1192	38.5	—	-
1959	Gordon Speer	32	1199	37.4	—	-
1960	Roland Jackson	22	839	37.6	—	-
1961	Robert Wayt	40	1541	38.5	—	-
1962	Gene Fleming	60	2040	34.0	—	-
1963	Gene Fleming	45	1663	36.9	65	-
1964	Chuck Latourette	71	2682	37.7	—	-
1965	Chuck Latourette	57	2134	37.4	58	-
1966	Chuck Latourette	60	2251	37.5	78	-
1967	Dan Van Winkle	30	1130	37.3	—	-
1968	Dan Van Winkle	25	935	37.4	54	-
1969	Bucky Allshouse	83	3182	38.3	62	-
1970	Bucky Allshouse	57	2090	36.7	—	-
1971	Mark Williams (*)	63	2602	41.3	53	0
1972	Mark Williams (*)	58	2254	38.8	59	-
1973	Mike Landrum	84	3323	39.6	79	0
1974	Mike Landrum	77	2976	38.7	70	1
1975	Mike Landrum	67	2744	41.0	64	0
1976	Tommy Lewis	68	2435	35.8	80	3

Year	Player	No.	Yds.	Avg.	LP	Blk
1977	Steve Gleaves	86	3296	38.3	—	1
1978	Steve Gleaves	60	2339	39.0	73	0
1979	Steve Gleaves	71	2871	40.4	61	0
1980	Dale Walters	64	2274	35.5	71	1
1981	Dale Walters	78	3045	39.4	84	2
1982	Dale Walters	63	2471	39.2	80	2
1983	Dale Walters	82	3452	42.1	67	1
1984	DeWayne Burnett	47	1845	39.3	59	0
1985	Steve Kidd (*)	55	2527	46.0	67	0
1986	Steve Kidd	56	2072	37.0	63	0
1987	Glen Ray Hines	52	1852	35.6	56	3
1988	Clint Parsons	51	1965	38.5	61	1
1989	Bobby Schrader	63	2366	37.6	55	1
1990	Clint Parsons	52	2148	41.3	80	2
1991	Darrell Richardson	58	2280	39.3	66	0
1992	Darrell Richardson	60	2257	37.6	52	0
1993	Tucker Phillips	57	2050	36.0	55	1
1994	Tucker Phillips	48	1855	38.7	64	0
1995	Tucker Phillips (*)	57	2487	43.6	70	0
1996	Tucker Phillips	53	2433	45.9	62	1
1997	Scott Grimes	45	1796	39.9	63	0
1998	Victor Young	25	962	38.5	65	1
1999	Travis Hale	53	2198	41.5	64	2
2000	Travis Hale (^)	54	2256	41.8	55	0
2001	Travis Hale	66	2581	39.1	77	0
2002	Travis Hale	58	2052	40.6	57	2

Year	Player	No.	Yds.	Avg.	LP	Blk
2003	Jared Scruggs (^)	51	2341	45.9	73	0
2004	Jared Scruggs	38	1433	37.7	55	1
2005	Jared Scruggs	48	2056	42.8	57	1
2006	Jared Scruggs	63	2444	38.8	61	1
2007	Luke Juist	67	2618	39.1	74	1
2008	Kyle Martens	51	1953	38.3	57	0
2009	Mark Brundage	26	1149	44.2	63	0
	Kyle Martens	48	2094	43.6	63	0
2010	Kyle Martens	52	2391	46.0	71	0
2011	Kyle Martens	78	3403	43.0	65	0
2012	Taylor Cook	39	1419	36.4	65	0
2013	James Farrimond	71	2989	42.1	66	0
2014	James Farrimond	68	2853	42.2	67	0

(*) Led SWC

(^) Led WAC in punting

TACKLING LEADERS

Year	Player	Primary	Assist	Total
1974	Randy Piel	83	48	131
1975	Larry Brune	64	44	108
1976	NA			
1977	NA			
1978	NA			
1979	Lamont Jefferson	51	55	106
1980	Robert Williamson	131	65	196
1981	Dan Foster	68	42	110
	Richard Gray	67	43	110
1982	Wayne Harpold	88	48	136
1983	Joel Rios	47	35	82
1984	Danny Burgess	51	38	89
1985	Danny Burgess	52	43	95
1986	Danny Burgess	73	36	109
1987	Kyle Falk	64	19	83
1988	O.J. Brigance	90	38	128
1989	O.J. Brigance	58	46	104
1990	O.J. Brigance	49	60	109
1991	Tony Barker	78	49	127
1992	Emmett Waldron	38	64	102
1993	Emmett Waldron	67	36	103
1994	Joe Davis	79	34	113
1995	Larry Izzo	80	41	121
1996	Thomas Benford	59	20	79
1997	Rashad Reynolds	60	23	83
1998	Dan Dawson	52	29	81

Year	Player	Primary	Assist	Total
1999	Jason Hebert	53	30	83
2000	Dan Dawson	33	55	88
	Rashard Pittman	25	63	88
2001	Jason Hebert	68	35	103
2002	Jeff Vanover	59	33	92
2003	Terry Holley	68	24	92
2004	Adam Herrin	51	23	74
2005	John Syptak	42	30	72
2006	Brian Raines	85	33	118
2007	Andrew Sendejo	73	34	107
2008	Andrew Sendejo	61	33	94
2009	Travis Bradshaw	90	31	121
2010	Corey Frazier	61	22	83
2011	Cameron Nwosu	58	50	108
2012	Paul Porras	64	29	93
2013	Michael Kutzler	52	44	96
2014	Alex Lyons	44	27	71

DOAK WALKER AWARD

1991 Trevor Cobb (RB)

ALL-AMERICA

1934 Bill Wallace (B)

1944 H.J. Nichols (G)

1946 Weldon Humble (G)

1949 Froggy Williams (E)

1949 Joe Watson (C)

1951 Bill Howton (E)

1953 John Hudson (T)

1953 Kosse Johnson (B)

1954 Dicky Maegle (HB)

1957 King Hill (QB)

1958 Buddy Dial (E)

1964 Malcolm Walker (C)

1976 Tommy Kramer (QB)

1985 Steve Kidd (P)

1991 Trevor Cobb (RB)

1992 Trevor Cobb (RB)

1997 Charles Torello (OG)

2006 Jarett Dillard (WR)

2008 Jarett Dillard (WR)

2010 Kyle Martens (P)

FRESHMAN ALL-AMERICA

1996 Rod Beavan (OL)

2007 James Casey (WR)

2008 Travis Bradshaw (DB)

2011 Bryce Callahan (CB)

Mario Hull (KR)

CFA SCHOLAR-ATHLETE TEAM

1991 Trey Teichelman (OG)

1992 Joey Wheeler (LB)

1995 Jay Lamy (DB)

COSIDA ACADEMIC ALL-AMERICA

1952 Richard Chapman (DG)

1953 Richard Chapman (DG)

1954 Dicky Maegle (B)

1960 Boyd King (G)

1969 Steve Bradshaw (DG)

1979 LaMont Jefferson (LB)

1983 Brian Patterson (DB)

1988 Mike Boudousquie (WR)

1992 Joey Wheeler (LB)

1995 Jay Lamy (DB)

1996 Jason Winship (DT)

1997 Benji Wood (RB)

2000 Travis Ortega (DB)

2008 James Casey (TE)

2010 Travis Bradshaw (DB)

2014 Brian Nordstrom (DL)

FORT WORTH KIWANIS SPORTSMANSHIP AWARD

1958 Buddy Dial (E)

1976 Tommy Kramer (QB)

1980 Randy Hertel (QB)

1990 Donald Hollas (QB)

AMERICAN SPIRIT AWARD

1987 Danny Burgess (LB)

1988 Courtney Hall (C)

1991 Trey Teichelman (OG)

1992 Trevor Cobb (RB)

SWC ACADEMIC HONOR TEAM

1987 Mike Boudousquie, Jeff Hood,
Brent Knaption

1988 Donald Hollas, Jeff Hood,
John Isaac

1989 Paul Brotze, Donald Hollas,
Allen Koch

1990 Donald Hollas, Bill Stone,
Trey Teichelman

1991 Joel Dawson, Trey Teichelman,
Joey Wheeler

1992 Joey Wheeler,
Tom Hetherington,
Charles Gulbranson

1993 Tom Hetherington,
Jeff Mercer, Jeffrey Sowell

1994 Bobby Dixon, Brynton Goynes,
Josh LaRocca

1995 Bobby Dixon, Josh LaRocca,
Jeremy Thigpen

WAC ACADEMIC ALL-CONFERENCE

1996 David Grenardo, Mike Ruff
Larry Thompson,
Jason Winship, Benji Wood

1997 Matt Baldwin, Jeremy Bates,
Blair Brown, David Grenardo,
Travis Ortega, Judd Smith,
Paul Thomas, Benji Wood,
Victor Young

1998 Matt Baldwin, Mike Gingrich,
Billy Harvin, Andrew Hughes,
Jake Jackson, Travis Ortega,
Judd Smith, Adam Williams,
Joe Bob Thompson,
Victor Young

1999 Matt Baldwin, Mike Gingrich,
Billy Harvin, Jake Jackson,
Travis Ortega, Judd Smith,
Matt Webber, Adam Williams,
Joe Bob Thompson,
Victor Young

2000 Billy Harvin, Evan Meeks,
Jake Jackson, Travis Ortega,
Joe Bob Thompson,
Matt Webber

2001 Rene Aninao, Jonathan Chism,
Dan Dawson, Billy Harvin,
Evans Meeks, Joe Bob
Thompson, Matt Webber

2002 Jonathan Chism, Rob Daniel,
Chris DeMunbrun,
Vincent Hawkins, Ross Huebel,
Michael Merrick, Brandon
Skeen, Edgar Vega,
Ben Wiggins

2003	John Brock, David Carter, Andrew Cates, Jonathan Chrism Rob Daniel, Chris DeMunbrun, Matt Ginn, Ross Huebel, Michael Merrick, Brandon Skeen, John Syptak, Edgar Vega, Ben Wiggins
2004	Joel Armstrong, Raymorris Barnes, Bio Bilaye-Benibo, David Carter, Jonathan Cary, Buck Casson, Rob Daniel, Matt Ginn, Andy Hall, Robby Heos, Ross Huebel, John Syptak, Edgar Vega, Joe Don Wood

ALL-CONFERENCE USA ACADEMIC TEAM

2007	Robbie Heos, Andrew Sendejo
2008	James Casey, Andrew Sendejo
2009	Travis Bradshaw, Clark Fangmeier, Andrew Sendejo
2010	Travis Bradshaw, Brandon Long, Cheta Ozougwu
2011	Scott Solomon, Matt Nordstrom

2012	Tanner Leland
2013	Tanner Leland, Paul Porras
2014	James Farrimond, James Hairston, Brian Nordstrom

ALL-SOUTHWEST CONFERENCE

1919	Shirley Brick (E)
1920	John Underwood (G) Eddie Dyer (B)
1921	John Underwood (G)
1925	Wash Underwood (G)
1926	Wash Underwood (G)
1930	Bill Morgan (G)
1931	Lou Hassell (T)
1933	Fred Lauterbach (T)
1934	John McCauley (B) Ralph Miller (T) Leche Sylvester (E) Bill Wallace (B)
1935	John McCauley (B) Leche Sylvester (E) Bill Wallace (B)
1939	Olie Cordill (B)
1940	Moose Hartman (T) Ken Whitlow (C)
1941	Art Goforth (G)

1942	Dick Dwelle (B) Weldon Humble (G) Carl Russ (B)
1943	Charles Malmberg (T)
1944	H.J. Nichols (G) George Walmsley (B)
1945	Bob Nemir (B)
1946	Weldon Humble (G) Huey Keeney (B) Carl Russ (B)
1947	J.W. Magee (G) Joe Watson (C)
1948	Joe Watson (C) Froggy Williams (E)
1949	Ralph Murphy (T) Joe Watson (C) Froggy Williams (E) Gerald Weatherly (LB)
1950	Paul Giroski (T)
1951	Bill Burkhalter (DB) Bill Howton (E)
1952	Bill Crockett (OT) Richard Chapman (DG) Don Rhoden (LB)

1953	Richard Chapman (T) Kosse Johnson (B) Kenny Paul (G) Leo Rucka (C)
1954	Dicky Maegle (B) Kenny Paul (G) Eddie Rayburn (T)
1957	Buddy Dial (E) Matt Gorges (G) King Hill (QB) Larry Whitmire (T)
1958	Buddy Dial (E) J.D. Smith (T)
1959	Rufus King (G)
1960	Johnny Burrell (E) Rufus King (G)
1961	Johnny Burrell (E) Roland Jackson (B) Robert Johnston (T)
1962	Gene Raesz (E)
1963	Johnny Nichols (G) Malcolm Walker (C)
1964	Dale Calihan (DE) Malcolm Walker (C)
1965	Jim Vining (OT)
1966	Chuck Latourette (DB)

1967	Jay Collins (DE) Hugo Hollas (LB) Leland Winston (OT)
1969	Roger Roitsch (DT)
1970	Bucky Allshouse (DB) Roger Roitsch (DT)
1971	Rodrigo Barnes (LB) Stahle Vincent (RB)
1972	Rodrigo Barnes (LB) Gary Butler (TE) Bruce Henley (DB) Ron Waedemon (OT) Mark Williams (PK)
1973	Bruce Henley (DB) Cornelius Walker (NG)
1976	Tommy Kramer (QB) Kenneth Roy (TE)
1980	Robert Hubble (TE) Robert Williamson (LB)
1982	Deron Miller (TE)
1985	Antonio Brinkley (RB) Steve Kidd (P) Darrick Wells (WR)
1986	Quentis Roper (KR) Dwain Turner (DT)
1987	Courtney Hall (C) Donald Hollas (DB)

1988	Courtney Hall (C) Donald Hollas (DB)
1989	O.J. Brigance (LB) David Griffin (DB) Eric Henley (WR)
1990	O.J. Brigance (LB) Trevor Cobb (RB) Clint Parsons (PK) Richard Segina (C) Trey Teichelman (OG)
1991	Trevor Cobb (RB) Trey Teichelman (OG) Eric Henley (WR) Matt Sign (NG) Tony Barker (LB) Alonzo Williams (LB)
1992	Donald Allen (PR) Mike Appelbaum (OG) Billy Baldwin (OT) Trevor Cobb (RB) Chris Cooley (OG) Bert Emanuel (QB) Tom Hetherington (C) Jimmy Lee (WR) Matt Sign (NG) Emmett Waldron (LB) Sean Washington (DB)

1993	Nathan Bennett (DB) Chris Cooley (OT) Bobby Dixon (DB) Mike Ecklund (OG) Yoncy Edmonds (RB) Bert Emanuel (QB) Jimmy Golden (OT) Tom Hetherington (C) Jimmy Lee (WR) Corey Seymour (DT) Emmett Waldron (LB) Sean Washington (DB)
1994	Chris Cooley (OG) Bobby Dixon (DB) Spencer George (RB) Brynton Goynes (DT) Ed Howard (WR) Larry Izzo (LB) Ndukwe Kalu (DE) Jeff Sowell (DB)
1995	Warrick Franklin (DB) Brynton Goynes (DT) Larry Izzo (LB) Tucker Phillips (P) Jeremy Thigpen (C)

HOUSTON POST SWC MVP

1940	Bob Brumley (B) Kenneth Whitlow (C)
1946	Carl Russ (B) Weldon Humble (G)
1949	Joe Watson (C)
1951	Bill Howton (E)
1953	Kosse Johnson (B)
1954	Dicky Maegle (B)
1957	King Hill (QB)
1958	Buddy Dial (E)
1961	Robert Johnston (G)
1976	Tommy Kramer (QB)
1992	Trevor Cobb (RB)

ALL-WAC

1996	Warrick Franklin (DB) Spencer George (RB) Ndukwe Kalu (DE) Michael Perry (KR) Tucker Phillips (P) Jeremy Thigpen (C) Charles Torello (OG)
1997	Andy Clifton (DE) Chad Nelson (QB) Michael Perry (RB) Charles Torello (OG) LaDoughyous McCalla (DB)

1998	Terrence Melton (DE) Charles Torello (OG) Rashad Reynolds (LB) LaDoughyous McCalla (DB)
1999	Derek Crabtree (PK) Dan Dawson (LB) Neal Gray (OG) Jason Hebert (DB) Judd Smith (DT)
2000	Rod Beavan (OT) Dan Dawson (LB) Travis Hale (P) Jason Hebert (DB) Travis Ortega (DB)
2001	Dan Dawson (LB) Heath Fowler (OT) Brandon Green (DE) Billy Harvin (OT) Jason Hebert (DB) Joe Bob Thompson (LB)
2002	Greg Gatlin (DB) Brandon Green (DE) Keith Meyer (OL)
2003	Chris DeMunbrun (OL) Jared Scruggs (P) Ben Stephens (OL)

2004	Terry Holley (DB) Scott Mayhew (OL) John Syptak (DL)
------	--

ALL-CONFERENCE USA

2005	John Syptak (DL) Quinton Smith (RB)
2006	Jarett Dillard (WR) Brian Raines (LB) Robby Heos (OG) Courtney Gordon (DE) Andray Downs (DB) Quinton Smith (RB)
2007	Chase Clement (QB) Jarett Dillard (WR) Robbie Heos (OG) Brian Raines (LB)
2008	Chase Clement (QB) <i>C-USA Most Valuable Player</i>
2008	David Bailiff <i>C-USA Coach of the Year</i>
2008	David Berken (OL) James Casey (WR) Chase Clement (QB) Jarett Dillard (WR) Brian Raines (LB)

2009	Scott Mitchell (OT) Scott Solomon (DT)
2010	Travis Bradshaw (SAF) Brandon Long (DS) Kyle Martens (P) Cheta Ozougwu (DE)
2011	Kyle Martens (P) Scott Solomon (DE)
2012	Vance McDonald (TE) Phillip Gaines (DB) Chris Boswell (K)
2013	Christian Covington (DL) Phillip Gaines (DB) Trevor Gillette (DS) Nate Richards (OL) Charles Ross (RB) Chris Boswell (K) Bryce Callahan (DB) Michael Kutzler (LB) Turner Petersen (TE) Jordan Taylor (WR)
2014	Brian Nordstrom (DL) Bryce Callahan (DB) Nico Carlson (OL) Jordan Taylor (WR)

EAST-WEST SHRINE GAME

Year	Player (Position)
1936	Bill Wallace (B) Leche Sylvester (E)
1940	Olie Cordill (B)
1941	Moose Hartman (T)
1942	Bob Brumley (B)
1948	Virgil Eikenberg (QB)
1949	Jake McBride (E)
1950	Lee Stonestreet (C)
1951	Sonny McCurry (E) Bill Howton (E)
1952	Don Rhoden (LB)
1955	Dicky Maegle (RB)
1958	Buddy Dial (E)
1960	Bill Bucek (QB)
1962	Gene Raesz (E)
1965	Malcolm Walker (C)
1966	Chuck Latourette (DB)
1979	Doug Cunningham (E)
1980	Earl Cooper (RB)
1993	Trevor Cobb (RB)
1994	Nathan Bennett (DB)
1999	LaDoughyous McCalla (DB)

AFCA HULA BOWL

Year	Player (Position)
1954	Dicky Maegle (RB)
1957	King Hill (QB)
1960	Bill Bucek (QB)
1961	Rufus King (G)
1962	Johnny Burrell (E)
1963	Johnny Nichols (G)
1973	Bruce Henley (DB)
1982	Robert Hubble (TE)
1986	James Hamrick (PK)
1987	Steve Kidd (DB-P)
1998	Andy Clifton (DE) Benji Wood (RB)
1999	LaDoughyous McCalla (DB)
2000	Chad Richardson (RB)
2003	Brandon Green (DE)

ALL-STAR PARTICIPANTS

2005	Jeremy Calahan (DL) Greg Wilson (OL)
2006	John Syptak (LB)
2007	Jared Scruggs (P)

SENIOR BOWL

Year	Player (Position)
1962	Roland Jackson (RB)
1964	Malcolm Walker (C) Russell Wayt (DB)
1972	Gary Butler (TE)
1976	Tommy Kramer (QB-MVP) Kenneth Roy (TE)
1980	Earl Cooper (RB)
1982	Robert Hubble (TE)
1986	James Hamrick (PK-DNP)
1989	Courtney Hall (C)
1991	Donald Hollas (QB)
1992	Eric Henley (WR)
1993	Trevor Cobb (RB)
1994	Bert Emanuel (QB-WR)
1996	Ndukwe Kalu (DE-South Defensive MVP)
2013	Vance McDonald (TE)
2014	Chris Boswell (K)

BLUE-GRAY GAME

Year	Player (Position)
1940	Ken Whitlow (C)
1944	H.J. Nichols (G)
1947	Jim Spruill (T) J.W. Magee (G) Harold Stockbridge (B)
1948	Nick Lanza (E) Huey Keeney (B)
1952	Bill Crockett (OT)
1955	Eddie Rayburn (T)
1958	Gene Jones (E) J.D. Smith (T)
1959	Gordon Speer (B)
1961	Butch Blume (B) Larry Anthony (B) Tommy Minter (LB)
1964	Gene Fleming (B)
1965	Jim Vining (T)
1970	Bucky Allshouse (DB)
1971	Stahle Vincent (RB) Bob Brown (E)
1972	Mark Williams (PK) Ron Waedemon (OT) Rodrigo Barnes (LB)

ALL-STAR PARTICIPANTS

1973	Preston Anderson (DB)
1975	Alan Pringle (PK) Jody Medford (DT)
1976	Tommy Kramer (QB) Danny Johnson (OT) Kenneth Roy (TE)
1979	Earl Cooper (RB)
1981	Robert Hubble (TE)
1985	James Hamrick (PK)
1990	Donald Hollas (QB-DNP) Richard Segina (C)
2000	Travis Ortega (LB) Adrian Sadler (DB)
2001	Dan Dawson (DB)

AFCA ALL-AMERICA BOWL

Year	Player (Position)
1960	Gordon Speer (HB)
1961	Rufus King (G)
1962	Roland Jackson (RB)
1963	Gene Raesz (E)
1964	John Mims (T)
1971	Stahle Vincent (RB)
1973	Sammy Johnson (OT)
1976	Larry Brune (DB)

NORTH-SOUTH SHRINE GAME

Year	Player (Position)
1959	Gordon Speer (HB)
1960	Johnny Burrell (E)
1961	George Karam (T)
1962	Randy Kerbow (QB) Roland Jackson (RB) Johnny Cole (C) Gene Raesz (E)
1963	Johnny Nichols (G)
1964	John Mims (T) Dale Calihan (E)
1965	Ronnie Cervenka (DB)
1970	Roger Roitsch (DT) Brownie Wheless (OT)
1972	Gary Butler (TE) Bart Goforth (OG)
1973	Preston Anderson (DB)
1975	Alan Pringle (PK)
1976	Rodney Norton (LB)

CHICAGO COLLEGE ALL-STAR GAME

Year	Player (Position)
1946	Bill Blackburn (C)
1950	Joe Watson (C) Tobin Rote (QB-DNP) Froggy Williams (E-DNP)
1951	Bill Howton (E)
1953	Ron Rhoden (T)
1954	Richard Chapman (T-DNP)
1955	Dicky Maegle (B)
1958	King Hill (QB)
1959	Buddy Dial (E)
1965	Malcolm Walker (C) Russell Wayt (DB)

JAPAN BOWL

Year	Player (Position)
1982	Joel Baxter (PK) Michael Calhoun (QB)

CANADIAN-AMERICAN BOWL

Year	Player (Position)
1979	Jim Frith (DE)

INTAJUICE NORTH-SOUTH CLASSIC

Year	Player (Position)
2006	Quinton Smith (RB) Marcus Rucker (LB)

VILLAGES GRIDIRON CLASSIC

Year	Player (Position)
2005	Terry Holley (DB)

TEXAS VS. THE NATION ALL-STAR GAME

Year	Player (Position)
2007	Quinton Smith (RB)
2008	George Chukwu (DT)

EASTHAM ENERGY COLLEGE ALL-STAR GAME

Year	Player (Position)
2010	Brandon Long (DS)

CASINO DEL SOL ALL STAR GAME

Year	Player (Position)
2011	Tyler Smith (RB) Chris Jammer (CB)

NFLPA COLLEGIATE BOWL

Year	Player (Position)
2013	Sam McGuffie (WR) Luke Willson (TE)

MEDAL OF HONOR BOWL

Year	Player (Position)
2014	Cody Bauer (DE)

TEAM AWARDS

GEORGE MARTIN AWARD

The George Martin Award, recognizing a long-time Houston restaurateur, began honoring Rice's most valuable player in 1925. He directed the annual selection until his death in 1962. The recipient is now chosen by team members via secret ballot.

Year	Player (Position)
1925	Wash Underwood (C)
1926	Wash Underwood (C)
1927	Merle Comstock (B)
1928	Danny Allnoch (B)
1929	Bush Jones (G)
1930	Bill Morgan (G)
1931	Lou Hassell (T)
1932	Joe Lagow (G)
1933	Harry Witt (B)
1934	John McCauley (B)
1935	Bill Wallace (B)
1936	Buck Friedman (B)
1937	Ernie Lain (B)
1938	Walter Williams (E)

1939	Olie Cordill (B)
1940	Ken Whitlow (C)
1941	Art Goforth (G)
1942	Weldon Humble (G)
1943	Charles Malmberg (T)
1944	George Walmsley (B)
1945	Bob Nemir (B)
1946	Weldon Humble (G)
1947	J.W. Magee (G)
1948	Gerald Weatherly (C)
1949	Joe Watson (C)
1950	Bill Howton (E)
1951	Bill Howton (E)
1952	Don Rhoden (C)
1953	Kosse Johnson (B)
1954	Kenny Paul (G)
1955	Lew Harpold (G)
1956	Jerry Harris (C)
1957	King Hill (QB)
1958	Gene Jones (E)
1959	Bill Bucek (QB)
1960	Jim Stroud (C)
1961	Butch Blume (HB)
1962	Gene Raez (E)
1963	Johnny Nichols (G)

1964	Malcolm Walker (C)
1965	Jim Vining (T)
	David Ferguson (HB)
1966	Chuck Latourette (DB)
1967	Hugo Hollas (DB)
1968	Leland Winston (OT)
1969	Steve Bradshaw (DG)
1970	Bucky Allshouse (DB)
1971	Stahle Vincent (RB)
1972	Gary Butler (TE)
1973	Carl Swierc (WR)
1974	Jody Medford (DT)
1975	John Coleman (RB)
1976	Tommy Kramer (QB)
1977	David Houser (WR)
1978	David Houser (WR)
1979	Earl Cooper (RB)
1980	Robert Williamson (LB)
1981	Michael Calhoun (QB)
1982	Melvin Robinson (WR)
1983	Phillip Money (QB)
1984	Melvin Robinson (WR)
1985	Antonio Brinkley (RB)
1986	Quentis Roper (QB-KOR)
1987	Courtney Hall (C)

1988	Courtney Hall (C)
1989	Donald Hollas (QB)
1990	Trevor Cobb (RB)
1991	Trevor Cobb (RB)
1992	Trevor Cobb (RB)
1993	Bert Emanuel (QB)
1994	Byron Coston (RB)
1995	Larry Izzo (LB)
1996	Chad Nelson (QB)
1997	Chad Nelson (QB)
1998	LaDoughyous McCalla (DB)
1999	Chad Richardson (QB)
2000	Dan Dawson (LB)
2001	Kyle Herm (QB)
2002	Brandon Green (DE)
2003	Kyle Herm (QB)
2004	Ed Bailey (RB)
2005	Quinton Smith (RB)
2006	Jarett Dillard (WR)
2007	Chase Clement (QB)
2008	Chase Clement (QB)
2009	Andrew Sendejo (DB)
2010	Travis Bradshaw (SAF)
	Cheta Ozougwu (DE)
2011	Tyler Smith (RB)

2012	Philip Gaines (CB)
2013	Charles Ross (RB)
2014	Jordan Taylor (WR)

JOE F. LIPSCOMB AWARD

Awarded annually to the team's most outstanding freshman, the Joe F. Lipscomb Award is decided by a squad vote.

Year	Player (Position)
1971	Jake Smitherman (LB)
1972	Ken Doucette (LB)
1973	Mark Roquemore (LB)
1974	David Houser (WR)
1975	Tony Hackebeil (RB)
1976	Robert Williamson (LB)
1977	Michael Downs (DB)
1977	Randy Hertel (QB)
1978	Weldon Meeks (RB)
1979	Tim Sanders (RB)
1980	Doug Johnson (QB)
1981	Kevin Trigg (RB)
1982	Alvin Rettig (DB)
1983	Dwain Turner (DT)

1984	Mark Comalander (QB)
1985	Quentis Roper (QB)
1986	Everett Coleman (DB)
1987	Nigel Codrington (DB)
1988	Terry Thornton (DB)
1989	Trevor Cobb (RB)
	Matt Sign (NG)
1990	Nathan Bennett (RB)
	Kolis Crier (TE)
1991	Josh LaRocca (QB)
1992	Larry Izzo (LB)
	Emerson Allen (WR)
1993	Ndukwe Kalu (DE)
1994	Chad Nelson (QB-PK)
1995	Michael Perry (RB)
1996	Judd Smith (NG)
1997	Jake Jackson (NG)
1998	B.J. Forgunson (DT)
1999	Brandon Green (DE)
2000	Robbie Beck (RB)
2001	Clint Hatfield (RB)
2002	Marcus Battle (WR)
2003	Chad Price (DB)
2004	Joel Armstrong (QB)
2005	Jarett Dillard (WR)

2006	Andrew Sendejo (DB)
2007	James Casey (WR)
2008	Chris Jammer (DB)
2009	Charles Ross (DB)
2010	Jeremy Eddington (RB)
2011	Bryce Callahan (CB)
2012	Christian Covington (DT)
2013	Jowan Davis (RB)
2014	James Mayden (WR)

GEORGE R. BROWN OFFENSE AWARDS

Originated in 1971, the George R. Brown Offense Awards are given annually to the outstanding lineman, back and receiver. The receiver was not added to the award until 1976. Brown, chairman of Brown & Root Contractors, was a Rice graduate and former chairman of the university's Board of Trustees. He was one of the most active supporters of the university until his death in 1983.

Year	Player (Position)
1971	Ron Waedemon (L) Stahle Vincent (B)

1972	Bart Goforth (L) Bruce Gadd (B)
1973	David Vandiver (L) Gary Ferguson (B)

1974	Randy Eggemeyer (L) Gary Ferguson (B)
1975	James Liska (L) Ed Lofton (B)

1976	Danny Johnson (L) James Sykes (B) Doug Cunningham (R)
------	---

1977	John Joyce (L) Earl Cooper (B) David Houser (R)
------	---

1978	Dwayne Moyer (L) Earl Cooper (B) Doug Cunningham (R)
------	--

1979	Keith Kveton (L) Earl Cooper (B) Robert Hubble (R)
------	--

1980	Darryl Grant (L) Calvin Fance (B) Hosea Fortune (R)
------	---

1981	Donny Martin (L) Michael Calhoun (B) Hosea Fortune (R)
------	--

1982	Donny Martin (L) Tim Sanders (B) Melvin Robinson (R)
------	--

1983	Scott McLaughlin (L) Kevin Trigg (B) Ricky Askew (R)
------	--

1984	Scott McLaughlin (L) Marc Scott (B) Melvin Robinson (R)
------	---

1985	Bobby Nunez (L) Antonio Brinkley (B) Darrick Wells (R)
------	--

1986	Russell Moses (L) Quentis Roper (B) Kenny Major (R)
------	---

1987	Courtney Hall (L) Lorenzo Cyphers (B) Todd Jones (B) Darrell Goolsby (R)
------	---

1988	Courtney Hall (L) Quentis Roper (B) Mike Boudousquie (R)
------	--

1989	Allen Koch (L) Richard Williams (B) Eric Henley (R)
------	---

1990	Richard Segina (L) Trevor Cobb (B) Courtney Cravin (R) Eric Henley (R)
------	---

1991	Trey Teichelman (L) Trevor Cobb (B) Eric Henley (R)
------	---

1992	Chris Cooley (L) Trevor Cobb (B) Jimmy Lee (R)
------	--

1993	Chris Cooley (L) Yoncy Edmonds (B) Byron Coston (B) Jimmy Lee (R)
------	--

1994	Chris Cooley (L) Jimmy Lee (B) Ed Howard (R)
------	--

1995	Jeremy Thigpen (L) Yoncy Edmonds (B) Jeff Venghaus (R)
------	--

1996	Jeremy Thigpen (L) Spencer George (B) Jason Blackwell (R)
------	---

1997	Charles Torello (L) Michael Perry (B) Jason Blackwell (R)
------	---

1998	Charles Torello (L) Michael Perry (B) Jason Blackwell (R)
------	---

1999	Neal Gray (L) Chad Richardson (B) Raphael Tillman (R)
------	---

2000	Rod Beavan (L) Jamie Tyler (B) Gavin Boothe (R)
------	---

2001	Billy Harvin (L) Kyle Herm (B) Gilbert Okoronkwo (R)
------	--

2002	Keith Meyer (L) Vincent Hawkins (B) Marcus Battle (R)
------	---

2003	Chris DeMunbrun (L) Robbie Beck (B) Thomas Lott (B) Marcus Battle (R)
------	--

2004	Greg Wilson (L) Ed Bailey (B) Ryan Simonak (R)
------	--

2005	Cory Laxen (L) Quinton Smith (B) Jarett Dillard (R)
------	---

2006	Robbie Heos (L) Quinton Smith (B) Jarett Dillard (R)
2007	Robbie Heos (L) Chase Clement (B) Jarett Dillard (R)
2008	David Berken (L) CJ Ugokwe (B) Jarett Dillard (R)
2009	Scott Mitchell (L) Tyler Smith (B) Toren Dixon (R)
2010	Jake Hicks (L) Sam McGuffie (B) Vance McDonald (R)
2011	Jake Hicks (L) Tyler Smith (B) Vance McDonald (R)
2012	Nate Richards (L) Charles Ross (B) Jordan Taylor (R)
2013	Nate Richards (L) Charles Ross (B) Jordan Taylor (R)
2014	Matt Simonette (L) Jowan Davis (B) Jordan Taylor (R)

JESS NEELY DEFENSE AWARDS

The Jess Neely Defense Awards were started in 1966 in honor of the retired Rice head coach and athletic director. Ben Woodson, a long-time Rice booster and former chairman of the American General Companies, arranged for the presentation of two awards in Neely's name every year to the top Owl lineman and back. An award for the top linebacker was added in 1971. Neely passed away in 1983.

Year	Player (Position)
1966	Harlon Dearing (L) Chuck Latourette (B)
1967	Hugo Hollas (L) Jay Collins (B)
1968	Gene Auldrige (L) Pascual Piedfort (B)
1969	Steve Bradshaw (L) Bucky Allshouse (B)
1970	Roger Roitsch (L) Chris Hale (B)
1971	Larry Walling (L) Rodrigo Barnes (LB) Bruce Henley (B)

1972	Larry Walling (L) LaRay Brashers (LB) Bruce Henley (B)
1973	Cornelius Walker (L) Richard Hollas (LB) Preston Anderson (B)
1974	Cornelius Walker (L) Rodney Norton (LB) Larry Brune (B)
1975	Brent Barnes (L) Rodney Norton (LB) Larry Brune (B)
1976	Jeff Rose (L) Mark Bockeloh (LB) Don Parrish (B)
1977	Joey Bevill (L) Robert Williamson (LB) Don Parrish (B)
1978	Dwight Moyer (L) Lamont Jefferson (LB) Don Parrish (B)
1979	Tom Adams (L) Robert Williamson (LB) Michael Downs (B)
1980	Tom Adams (L) Robert Williamson (LB) Michael Downs (B)

1981	Clenzie Pierson (L) Don Foster (LB) Richard Crayton (B)
1982	Clenzie Pierson (L) Richard Gray (LB) Brian Mica (B)
1983	Joel Rios (L) Doug Johnson (LB) Richard Crayton (B)
1984	Dwain Turner (L) Danny Burgess (LB) Dwayne Holmes (B)
1985	Dwain Turner (L) Danny Burgess (LB) Steve Kidd (B)
1986	Dwain Turner (L) Danny Burgess (LB) Steve Kidd (B)
1987	Jeff Thomas (L) Kyle Falk (LB) Donald Hollas (B)
1988	Ted Humphreys (L) O.J. Brigance (LB) William McClay (B)
1989	Tim Fitzpatrick (L) O.J. Brigance (LB) David Griffin (B)

1990	Tim Fitzpatrick (L) O.J. Brigance (LB) Greg King (B)
1991	Shawn Alberding (L) Tony Barker (LB) Nathan Bennett (B)
1992	Shawn Alberding (L) Corey Seymour (L) Emmett Waldron (LB) Sean Washington (B)
1993	Corey Seymour (L) Emmett Waldron (LB) Nathan Bennett (B)
1994	Ndukwe Kalu (L) Joe Davis (LB) Bobby Dixon (B)
1995	Ndukwe Kalu (L) Larry Izzo (LB) Warrick Franklin (B)
1996	Ndukwe Kalu (L) Rashad Reynolds (LB) Warrick Franklin (B)
1997	Andy Clifton (L) Rashad Reynolds (LB) LaDoughyous McCalla (B)

1998	Terrence Melton (L) Rashad Reynolds (LB) LaDoughyous McCalla (B)
1999	Judd Smith (L) Wesley Kubesch (LB) Dan Dawson (LB) Jason Hebert (B)
2000	Jake Jackson (L) Rashard Pittman (LB) Travis Ortega (B) Dan Dawson (B)
2001	Brandon Green (L) Dan Dawson (LB) Joe Bob Thompson (LB) Jason Hebert (B)
2002	Brandon Green (L) Jeff Vanover (LB) Greg Gatlin (B)
2003	John Syptak (L) Jeff Vanover (LB) Terry Holley (B)
2004	Jeremy Calahan (L) John Syptak (L) Adam Herrin (LB) Terry Holley (B)
2005	John Syptak (L) Adam Herrin (LB)

	Chad Price (B)
2006	Courtney Gordon (L) Brian Raines (LB) Andray Downs (B)
2007	George Chukwu (L) Brian Raines (LB) Andrew Sendejo (B)
2008	Scott Solomon (L) Brian Raines (LB) Andrew Sendejo (B)
2009	Scott Solomon (L) Terrance Garmon (LB) Travis Bradshaw (B)
2010	Cheta Ozougwu (L) Justin Hill (LB) Travis Bradshaw (B)
2011	Scott Solomon (L) Justin Allen (LB) Bryce Callahan (B)
2012	Christian Covington (L) Cameron Nwosu (LB) James Radcliffe (LB) Phillip Gaines (B)
2013	Christian Covington (L) Michael Kutzler (LB) Phillip Gaines (B)

2014	Brian Nordstrom (L) James Radcliffe (LB) Bryce Callahan (B)
------	---

JAMES W. GLANVILLE AWARD

Named after the former Rice treasurer and member of the board of governors, the Glanville Award goes to the player who has achieved excellence in athletics, academics and integrity.

Year Player (Position)

1992	Trevor Cobb (RB)
1993	Josh LaRocca (QB)
1994	Josh LaRocca (QB)
1995	Chris Cooley (OG)
1996	Jason Winship (DT)
1997	Andy Clifton (DE)
1998	Judd Smith (DT)
1999	Mike Gingrich (RB)
2000	Travis Ortega (DB)
2001	Joe Bob Thompson (LB)
2002	Brandon Green (DE)
2003	Chris DeMunbrun (OL)
2004	Raymorris Barnes (DB)
2005	John Syptak (DL)
2006	Andray Downs (DB)

2007	Bio Bilayae Benibo (RB)
2008	James Casey (WR)
2009	Travis Bradshaw (DB)
2010	Travis Bradshaw (DB)
2011	Travis Bradshaw (DB)
2012	Michael Kutzler (LB)
2013	Michael Kutzler (LB)
2014	Brian Nordstrom (DL)

BILLY ED DANIELS AWARD

The Daniels Award is given to the player who exhibits the qualities most desired in a teammate: hustle, devotion and attitude. The award is selected by a vote of the coaching staff and is named after the longtime supporter of the university and former letterman (1950-52) who passed away in 1990.

Year Player (Position)

1990	Shane Hollas (TE)
1991	Pio Hocate (DB)
1992	Greg Willig (QB)
1993	Randy Garcia (DE)
1994	Jeff Epp (RB)
1995	Jeff Sowell (DB)
1996	Kevin Masek (LB)

1997	Mark Spinner (OT)
1998	Keilone Gordon (RB)
1999	Judd Smith (DT)
2000	Ben Wulf (QB-RB)
2001	Dan Dawson (LB) Jason Hebert (DB)
2002	Vincent Hawkins (RB)
2003	Chris DeMunbrun (OL)
2004	Scott Mayhew (OL)
2005	Adam Herrin (LB)
2006	Dietrich Davis (LB)
2007	Marcus Knox (RB)
2008	Andrew Sendejo (DB)
2009	Marcux Knox (RB)
2010	Kevin Pool (RB)
2011	Turner Petersen (RB)
2012	Luke Willson (TE)
2013	Turner Petersen (RB)
2014	Matt Simonette (OL)

"BLOODY JOE" DAVIS AWARD

The "Bloody Joe" Davis Award goes to the player or players who most display the competitive spirit of the legendary Rice assistant coach, rising above pain and injury to be the best player possible.

Year	Player (Position)
1991	Matt Sign (NG) Charles Gulbranson (DT)
1992	Joey Wheeler (LB)
1993	Jimmy Lee (WR)
1994	Jimmy Lee (RB)
1995	Joe Davis (LB) Jay Lamy (DB)
1996	Chad Nelson (QB)
1997	Benji Wood (RB)
1998	Judd Smith (DT)
1999	Clint Leschber (RB)
2000	Larry Brown (DT) Jason Hebert (DB)
2001	Dan Dawson (LB)
2002	B.J. Ferguson (DL)
2003	Kyle Herm (QB) Jeff Vanover (LB)
2004	Jeremy Calahan (DL) Cotey-Joe Cswaykus (DL)

2005	Cory Laxen (OL)
2006	Andray Downs (DB)
2007	Andrew Sendejo (DB)
2008	Brian Raines (LB)
2009	Terrance Garmon (LB)
2010	Eric Ball (OG)
2011	Scott Solomon (DE)
2012	Julius White (DB)
2013	Cody Bauer (DE)
2014	Matt Simonette (OL)

BILL WHITMORE AWARD

Selected by the coaching staff, the Bill Whitmore Award goes to the most improved offensive player during spring drills. The award is named after the university's first full-time sports information director (1950-84) who passed away in August, 2002.

Year	Player (Position)
1987	Lorenzo Cyphers (RB)
1988	Mike Boudousquie (WR)
1989	Scott Reeves (OL)
1990	Mike Appelbaum (OL)
1991	Herschel Crowe (WR)
1992	Jimmy Lee (WR)
1993	Clemente Torres (TE)

1994	Pat Callahan (RB)
1995	Yoncy Edmonds (RB)
1996	Mike Jones (TE)
1997	Tony Washington (WR)
1998	Anthony Griffin (RB)
1999	Evans Meeks (WR)
2000	Jeremy Hurd (QB)
2001	Gilbert Okoronkwo (WR)
2002	Ed Bailey (RB)
2003	Ed Bailey (RB) Ryan Simonak (WR)
2004	Joe Moore (RB)
2005	Joe Don Wood (RB)
2006	Trey Hopson (RB)
2007	Chase Clement (QB)
2008	John Thomas Shepherd (QB)
2009	Keshawn Carrington (C)
2010	Pierre Beasley (WR)
2011	Andre Gautreaux (WR)
2012	Taylor McHargue (QB)
2013	Luke Turner (RB)
2014	Ian Gray (OL)

JOE DAVIS AWARD

Also selected by the coaching staff, the Davis Award winner is the most improved defensive player in the spring. Joe Davis was the legendary Rice assistant football (1940-70) and head basketball (1943-49) coach. He passed away in January, 1990.

Year	Player (Position)
1987	Stephen Holmes (DB)
1988	David Alston (DT)
1989	Bill Stone (LB)
1990	Brian Symonette (LB)
1991	Nathan Bennett (DB)
1992	Emmett Waldron (LB)
1993	Deric Rutherford (DE)
1994	Derrick Williams (LB)
1995	Jay Lamy (DB)
1996	Rashad Reynolds (LB)
1997	Terrence Melton (DE)
1998	David Grenardo (DB)
1999	Wes Kubesch (LB)
2000	Justin Engler (LB)
2001	Ross Lassley (DE)
2002	Corey Evans (DB)
2003	Adam Herrin (LB) William Wood (DL)

2004	Omeke Alikor (LB)
2005	Vernon James (LB)
2006	Victor Brooks (DL) Marcus Rucker (LB)
2007	Courtney Gordon (DE)
2008	Willie Garley (LB)
2009	Cheta Ozougwu (DE)
2010	Justin Hill (LB)
2011	Bryce Callahan (CB)
2012	Christian Covington (DL)
2013	Stuart Mouchantaf (DL)
2014	Brian Nordstrom (DL)

NATIONAL FOOTBALL FOUNDATION HALL OF FAME

Year	Player
1961	Weldon Humble
1965	James "Froggy" Williams
1978	Bill Wallace
1979	Dicky Maegle
1993	Buddy Dial
2012	Tommy Kramer

Year	Coach
1954	John W. Heisman
1971	Jess Neely

BOB QUIN AWARD

One of Rice's highest honors, the Bob Quin Award is given to the University's most outstanding all-around senior male student-athlete. It is given in memory of Bob Quin, a well-respected Rice student-athlete who passed away during a trip across the Atlantic Ocean in 1930. A group of Quin's friends felt that there would be no more suitable memorial to him than to establish an award at Rice to be given each year to the male student-athlete who exemplifies distinction in athletics, academics and leadership.

Year	Player	Sport
1931	E.J. (Dick) Jamerson	Football
1932	Reuben Albaugh	Golf
1933	Gordon Nicholson	Football
1934	Fred Alter	Tennis
1935	Harry Fouke	Football
1936	Harry Witt	Football, Basketball
1937	Howard Nicholls	Football
1938	James Nance	Football
1939	Douglas Sullivan	Football
1940	Frank Guernsey	Tennis
1941	Dick Morris	Tennis
1942	Chester Palmer	Basketball

1943	Bob Tresch	Football
1944	Clarence R.Darling,Jr.	Basketball
1945	William "Bill" Henry	Basketball
1946	John R.Donaldson	Track & Field
1947	Vince Buckley	Football
1948	Don Anderson	Football
1949	Augie Erfruth	Track & Field
1950	J.A. (Froggie) Williams	Football
1951	Charles L.Tighe	Football
1952	Billy Burkhalter	Football
1953	Dickie Bob Haddox	Football
1954	Dick Chapman	Football
1955	Kenny A.Paul	Football
1956	John A. Zimmerman	Tennis
1957	Clayton D. Williams	Tennis
1958	Matt D.Georges	Football
1959	Raymond Chilton	Football
1960	Charles O.Pollard,Jr.	Football
1961	Boyd King	Football
1962	Bob Johnson	Football
1963	Fred Hansen	Track & Field
1964	John Sylvester	Football
1965	Walter McReynolds	Football
1966	George Stroup	Track & Field
1967	Chuck Latourette	Football
1968	Jay Collins	Football
1969	Leland Winston	Football & Track

1970	Dick Fuqua	Baseball
1971	Burke Grandjean	Track & Field
1972	Stahle Vincent	Football
1973	John Allen	Swimming
1974	Ken Stadel	Track & Field
1975	Danny Carroll	Basketball
1976	Jeff Wells	Track & Field
1977	Mark Bockeloh	Football
1978	Chris Mullen	Tennis
1979	Elbert Darden	Basketball
1980	Mike Novelli	Track & Field
1981	Lamont Jefferson	Football
1982	Bobby Tudor	Basketball
1983	David Edwards	Baseball
1984	Danny Blonien	Golf
1985	William Moore	Track & Field
1986	Michael Lee	Football
1987	Danny Burgess	Football
1988	Jon Christian	Golf
1989	John Graf	Swimming
1990	Raoul Karp	Track & Field
1991	John "Jay" Thompson	Track & Field
1992	George Alexander	Track & Field
1993	Shuta Ishibe	Track & Field
1994	Todd Schoettelkotte	Basketball
1995	Adam Peakes	Basketball
1996	Jay Lamy	Football

1997	Larry Thompson	Football
1998	Adam Reiser	Track & Field
1999	Thomas N. Benford	Football
2000	Juddson "Judd" Smith	Football
2001	Mike Wilks	Basketball
2002	Tom Ring	Track & Field
2003	Brandon Green	Football
2003	Omar-Seli Mance	Basketball
2004	Richard & William Barker	Tennis
2005	Raymorris Barnes	Football
2006	John Syptak	Football
2007	Luke Stadel	Track & Field
2008	Cole St. Clair	Baseball
2009	David Berken	Football
2010	Jason Colwick	Track & Field
2011	Philip Adam	Track & Field
2012	Travis Bradshaw	Football
2013	Gabe Cuadra	Track & Field
2014	Andrew Murphy	Baseball
2015	Gabe Baker	Football

TEXAS SPORTS HALL OF FAME

Year	Player	Sport
1956	Jimmy Kitts	Football
1958	Fred Wolcott	Track
1961	Pete Cawthon	Football
1962	Cecil Grigg	Football
1966	Eddie Dyer	Baseball
1967	Fred Hansen	Track
1969	Weldon Humble	Football
1970	Buster Brannon	Basketball
1970	Jess Neely	Football
1978	Bill Wallace	Football
1980	Dicky Maegle	Football
1980	Jack Patterson	Track
1984	Bob Kinney	Basketball
1984	Emmett Brunson	Track
1985	James "Froggy" Williams	Football
2004	Wayne Graham	Baseball
2009	Lance Berkman	Baseball
	Tommy Kramer	Football
2011	Tobin Rote	Football

RICE LETTERMAN LIST

•AAA•

Rayford Abraham	1983-84-85-86	Marvin Allensworth	1983	Ricky Askew	1981-82-83	Raymorris Barnes	2001-02-03-04	Thomas Benford	1995-96-97-98	Mark Bockeloh	1973-74-75-76
Justin Abt	2004-05-06-07	Isaac Allison	2000-01	Jesse Atkins	1933-34-35	Rodrigo Barnes	1969, 1971-72	Jason Benjamin	2002	Wade Bode	1971-72-73
Bert Adams	1985-86	J.D. Allnoch	1927-28	Gene Auldridge	1966-67-68	Jean Barras	1955	Nathan Bennett	1990-91-92-93	Larry Boehnemann	1975-76
Carroll Adams	1931-32	Jack (Bucky) Allshouse	1968-69-70	Scott Austin	2005-06-07	C.A. Barrett	1921	L.V. Benningfield	1965-66-67	F.C. Boettcher	1918, 1920-21-22
Doug Adams	1984-85	G.F. Alsbrook	1956	Charles Avants	1973-74	Kensley Barrett	1999	Bubba Berg	1971-72	Milton Bohannon	1930-31
Tom Adams	1977, 1979-80	David Alston	1985-86-87-88	Howard Ayers	1963-64	Bert Barron	1963-64-65	Aaron Berger	1926-27	Matt Bolding	2003-04-05
Joseph Agnew	2006	Kevin Ancell	1985	Max Anyiam	2007-08-09-10	Joe Barron	1968-69	David Berken	2005-06-07-08	Henry Bollman	1934-35
Tolu Akinwumi	2011	Don Anderson	1945-46-47	•BBB•		Dennis Barry	1977-78-79-80	Dale Bernauer	1969	James Bommarito	1987
Temi Alaka	2014	Gary Anderson	2005-06-07			Aaron Bassett	1998	Don Bernshausen	1971-72-73	Guy Booker	1975-76-77-78
Ray Alborn	1959-60-61	John Anderson	1948-49	Johnny Bagwell	1993, 1995	Livy Bassett	1939-40	Wayne Bertsch	1962-63-64	Gavin Boothe	2000-01
Shawn Alberding	1989-90-91-92	Preston Anderson	1971-72-73	William Bagwell	1941	Bill Batchelor	1968-69-70	Joey Bevell	1974-75-76-77	Mike Boudousquie	1985-86-87-88
Dennis Alexander	1968	Rene Aninao	2001	Ed Bailey	2001-02-03-04	Jeremy Bates	1997, 1999	R.S. Bickford	1920-21-22	Greg Boston	1975-77
George Alexander	1965-66-67	Gene Antil	1957 (Manager)	Pat Bailey	1957-58	Marcus Battle	2002-03-04	Bob Biering	1934-35	Chris Boswell	2010-11-12-13
M.H. Alexander	1918-19, 1921	Larry Anthony	1960-61	Gabe Baker	2010-12-13-14	Voddie Baucham	1989	Brad Bierstedt	1979-80-81-82	Al Boughton	1951
Tommy Alexander	1968-69-70	Mike Appelbaum	1989-90-91-92	Louis Balady	1989-90-91-92	Cody Bauer	2009-10-12-13	John Biggs	1994	Richard Bowe	1962-63-64
Randy Alford	1970-71-72	Antoine Arbuckle	1981-82	Billy Baldwin	1989-90-91-92	Larry Baugh	1971-72	Bio Bilaye-Benibo	2005-06-07	Charles Bowen	1960-61
Omeke Alikor	2003-04-05-06	Ron Arceneaux	1971-72	Matt Baldwin	1996-97-98-99	Joel Baxter	1981-82	Guy Billups	2012-13-14	Lindsay Bowen	1941-42
Davon Allen	2008-09-10-11	William Ard	1934-35-36	A.M. (Red) Bale	1934-35	J.E. Beall	1915	Brent Bishop	1997	Donald Bowers	1987-88-89-90
Donald Allen	1988, 1992	Alvaro Arenas	1975	Eric Ball	2009-10-11	Andy Beard	1995-96-97-98	Charles Blackburn	1970	Bobby Bowman	1949
Chase Allen	1995-96-97	George Armstrong	1942	Larry Ball	1977-78	Pierre Beasley	2008-09-10	William Blackburn	1941-42	Roland Boyce	1972-73, 1975
Emerson Allen	1992-93-94-95	Henry Armstrong	1942, 1946-47	Joe Ballard	2014	Rod Beavan	1996-98-99-2000	F.B. Blackstone	1926-27-28	Brandon Boyd	2000-01-02-03
Frank Allen	1949-50	Joel Armstrong	2004-05-06-07	Van Ballard	1949	Robbie Beck	2000-01-02-03	Jason Blackwell	1995-96-97-98	Kevin Brabham	1994-95-96-97
Justin Allen	2010-11	Kris Armstrong	1993-94	VJ Banks	2014	Nathan Beck	1980, 1982	Calvin Blair	1981	Andre Brackens	2010-11
J.J. Allen	1928	G.L. Arnold	1945	Lute Barber	2005-06-07	Karlton Bedford	1996-97-98-99	Dennis Blair	1975-76-77-78	B.H. Bradbaer	1943-44-45
Robert Allen	1950	Harry Arthur	1936-37-38	Tony Barker	1990-91	H.L. Bell	1916-17-18	Bernie Blaschke	1979-80-81	F.S. Braden	1927-28
Travis Allen	1930	Percy Arthur	1933-34	Eric Barkett	1983	H.W. Bell	1945	J.T. Blasingame	2012, 14	Emmanuel Braden	1948-49-50
		Twyman Ash	1956	Brent Barnes	1973-74-75	John Belton	1936	Butch Blume	1960-61	Leroy Bradley	1998-99-2000-01
		Adrayll Askew	1992-93-94-95	Melvin Barnes	1933-34	Jarrett Ben	2008-09	Charles Boatman	1960	Steve Bradshaw	1967-68-69

Travis Bradshaw	2008-09-10-11	Spencer Brown	1960-61	Ted Cain	1942	Jayson Carter	2014	Billy Cline	1938	DeJaun Cooper	2003-04-05-06
Carmen Brandon	1933-34-35	Bob Brown	1969-70-71	Jeremy Calahan	2001-02-03-04	Jonathan Cary	2005-06-07	Henry Clore	1932-33	Earl Cooper	1976-77-78-79
Robert Brandon	1937-38-39	W.E. Brown	1913-14-15-16	Larry Caldwell	1969-70-71	James Casey	2007-08	W.P. Clyce	1914-15	Vaquero Cooper	1972
William Brandon	1936-37	Bob Brumley	1939-40-41	Jonathan Calhoun	2006	Buck Casson	2004-05	Coan	1914-15	Paxton Corder	2000
Dick Brannon	1938-39	Mark Brundage	2008-09	Michael Calhoun	1981-82	Alex Castano	1992	Trevor Cobb	1989-90-91-92	Olie Cordill	1937-38-39
Ted Brannon	1941-42	Larry Brune	1973-74-75	Robert Calhoun	2006-07-08-09	Andrew Cates	2003-04-05	James Cochran	1963	John Cornett	1960-61
Neal Branscum	1964-65	Billy Bucek	1957-58-59	Dale Calihan	1963-64	Troy Cates	1980-81-82-83	Nigel Codrington	1987-88-89-90	Don Costa	1954
Daniel Brast	1960	Joe Buck	1970-71-72	Bryce Callahan	2011-12-13-14	James Cauley	1957	Dan Coffee	1936-37-38	Byron Coston	1991-92-93-94
Jeff Brast	1977-78	Donald Bulanek	1973-74	Pat Callahan	1992-93-94-95	Connor Cella	2013-14	John Coffee	1930-31	Kayne Coulter	1986-87-88-89
LaRay Brashers	1970-71-72	Stanley Burge	1976	Aubrey Calvin	1929	Ronnie Cervenka	1963-64-65	Frank Cogdell	1935	Pat Courtney	1989
C.A. Brett	1920	Danny Burgess	1983-84-85-86	Dean Calvin	1922	Danny Cestero	2001	Johnny Cole	1961-62	Vince Courville	1981-82
Ray Brewster	1986-87	Eddie Burgoyne	1983, 1985-86	Charles Campbell	1984-85-86	R.E. (Roy) Chambers	1921-22-23	Everett Coleman	1986-87-88-90	Christian Covington	2012-13-14
Shirley Brick	1915-16-17, 1919	Sammie Burk	1950, 1953	Donald Campbell	1950	Richard Chapman	1951-52-53	John Coleman	1972-73-74-75	Billy Cox	1960-61-62
Blois Bridges	1952-53	Percy Burke	1930-31-32	J.I. Campbell	1921-22-23	David Cherry	1974-75-76	Trey Coleman	2003	Gary Cox	1973-74-75
Thad Bridges	1995-96	Bill Burkhalter	1949-50-51	Jerry Candler	1960-61-62	Bill Chilivets	1971-72	Mike Collier	1975-76-77-78	John L. Cox	1943-44
O.J. Brigance	1987-88-89-90	DeWayne Burnett	1982-83-84-85	Anthony Canady	2013	Raymond Chilton	1956-57-58	Eddy Collins	1973-74-75-76	LaVon Cox	1953-54
James Briggs	1955-56	Max Burnett	1960	Greg Cannady	1976	Jonathan Chism	2000-01-02-03	Edwin Collins	1971-72-73	Clif Crabtree	1969, 1971-72
Trey Briggs	2009-10-12	Tony Burnett	1983-84	Douglas Canter	1977	T.F. Chmelik	1945	Jay Collins	1965-66-67	Derek Crabtree	1998-99-2000-01
Antonio Brinkley	1981, 1983-84-85	Johnny Burrell	1959-60-61	John Cardwell	1970	Rick Christon	1983	Larry Collins	1981-82-83-84	Ryan Craig	2006-07-08
John Brock	2003	Michael Burt	1981-82-83-84	Gary Carley	1969-70	Craig Christopher	1963-64-65	Mike Collins	1978, 1980-81	W.O. Crain	1926
Rondel Brock	1973-74-75	Gary B. Butler	1970-71-72	Nico Carlson	2011-12-13-14	George Chukwu	2004-05-06-07	Roger Collins	1968-69-70	Courtney Cravin	1987-88-89-90
Bo Broeren	1977-78-79	Gary O. Butler	1981-82-83-84	Dan Carlton	1970-71	Tommy Clanton	1970-71-72	Mark Comalander	1984-85-86-87	J. F. Crawford	1937
Victor Brooks	2006-07-08	Everett Burton	1993-94-95	Eddy Carnes	1970	Drew Clardy	2003-04-05-06	Merle Comstock	1926-27	Marshall Crawford	1953-54-55
Ward Broom	1983-84	Charles Buxton	1966	Keshawn Carrington	2008-09-10-11	Derek Clark	2010	Herman Conklin	1930-31-32	Richard Crayton	1981, 1983
Paul Brotze	1988-89-90	Judson Byars	1966	Drew Carroll	2011-12-13	Jeff Clark	1914-15	Tony Conley	1968-69	Cleo Creamer	1937
Blair Brown	1996-97	James Byrd	1933	F.R. Carroll	1916	Rand Clark	1974	Quin Connelley	1933	Kolis Crier	1990-91-92
Derek Brown	2012-13	Lance Byrd	2003-04-05-06	Edward Carson	1974	Chase Clement	2005-06-07-08	Kevin Conrad	1995	Clint Crisp	2001-02
E.V. Brown	1918-19-20	• [CCC] •		Carson	1920	Scott Clements	1981-82	Taylor Cook	2010-11-12	Bill Crockett	1950-51-52
Jeff Brown	1940-41			Harmon Carswell	1950	Steve Clements	1989-90	Chris Cooley	1992-93-94-95	Ernest Crockett	1977-78-79
Larry Brown	1998-99-2000-01	Leon Caddell	1959-60-61	David Carter	2003-04	Andy Clifton	1994-95-96-97	Don Coontz	1981	Herschel Crowe	1990-91-92-93

L.C. Crutchfield	1943	Brandon Dawkins	2013-14	Dan Drake	1951-52	Ron Ellis	1990, 1991-93	Steve Farabee	1977	Lawrence Fortuné	1995
Cotey-Joe Cswaykus	2002-04	Dan Dawson	1998-99-2000-01	Ronald Dreyer	1962	Donald Elsik	1963-64	Tanyan Farley	2012-13-14	Dan Foster	1980-81
Cullie Culpepper	1972-73-74	Joel Dawson	1988-89-90-91	Thomas Driscoll	1930-31-32	Bert Emanuel	1992-93	James Farrimond	2013-14	Harry Fouke	1933-34
R.E. Cummings	1913-14	Jack Day	1950-51-52	Victor Driscoll	1930-31-32	Kody Emmert	2008-09-10	Jack Faubion	1968-69-70	Heath Fowler	1998-99-2000-01
Doug Cunningham	1975-76-77-78	Harlon Dearing	1963, 1964-66	Drummond	1919	David England	1979-80	F.T. Fendley	1913-14-15	J.J. Fox	1945
W.B. Cunningham	1920	Cameron Decell	2014	Larry Dueitt	1957-58	Justin Engler	2000-01-02	Leroy Fenstemaker	1952-53	Alex Francis	2011-12-13
Lorenzo Cyphers	1985-86-87-88	Ricardo Deckard	1990-91	Darryl Duffie	1983	Terry English	1970	David Ferguson	1963-64-65	Johnnie Frankie	1934-35-36
•DDD•		Chris DeMunbrun	2001-02-03	E.R. Duggan	1918-19-20-21	Andy Erickson	2010	Gary Ferguson	1972-73-74	Warrick Franklin	1993-94-95-96
J.W. Dain	1916, 1919-20	Patrick Dendy	2000-01-02-03	Richard Duggan	1988-89-90-91	Eddie Enriquez	1988-89-90	Hap Feuerbacher	1971-72	Bill Frazier	1951-52
David Damer	1981-82	E.W. DePrato	1918-19-20-21	Julian Duncan	1995-96-97-98	Jeff Epp	1994	Kenny Fields	1987	Corey Frazier	2009-10-11-13
Rob Daniel	2002-03-04-05	Craig Desmond	1989	Frank Dunnigan	1948-49 (Manager)	Augie Erfurth	1945	Paul Fields	1966-67	Ed Freeny	1985
Billy Ed Daniels	1950-51-52	Marvin DeWoody	1939-40	Taylor Dupree	2007-08-09-10	David Erwin	1981	Lanny Fife	1955	Joseph Friedman	1934-35-36
Larry Darling	1965-66-67	Carlton Derrett	1976-77-78	J.R. Dutton	1921	Ed Erwin	1969-70	Jaylon Finner	2011-12-13-14	Pat Friend	1972
David Darr	1977-78-79-80	Buddy Dial	1956-57-58	Dick Dwelle	1940-41-42	Jarrett Erwin	1997-98-99-2000	Mike Firestone	1979-80	Jim Frith	1975-76
Eldon Daunoy	1934	Albert Dickey	1930-31-32	E.H. (Eddie) Dyer	1918-19-20-21	John Eskridge	1962	Chris Fisher	1973-74-75	Michael Fritsch	1961
F.M. Daugherty, Jr.	1935	J.E. Dickson	1941-42	Raymon Dyer	1960-61 (Manager)	Zach Espinosa	2012-13-14	Billy Fisk	1951-52	Jack Frye	1931
Bryan Davenport	1971-72-73	Darik Dillard	2013-14	•EEE•		Braxton Evans	2005	Brendon Fitzgerald	1991-92-93	Garrett Fuhrman	2012-13-14
Angus Davis	1985-86	Jarett Dillard	2005-06-07-08	Jim Earthman	1977-78-79	Corey Evans	1998, 2000-02	Tim Fitzpatrick	1988-89-90	Howard Fulwiler	1913-14-15
Dietrich Davis	2005-06	Joey DiQuinzo	1977-78	Mike Ecklund	1991-92-93	Ernest Evans	1984-85	Gene Fleming	1962-63-64	•GGG•	
George Davis	1965-66-67	Bobby Dixon	1992-93-94-95	Jeremy Eddington	2010-11-12-13	Rishone Evans	2002	Christian Fletcher	2011-12-13	Bruce Gadd	1970-71-72
J.B. Davis	1943	Toren Dixon	2006-07-08-09	Dan Edling	1981-82	Jack Everett	1939-40	Larry Flournoy	1967 (Manager)	Kevin Gaddis	2009-10
Joe L. Davis	1997, 1999-2000	William Doak	1978	Yoncy Edmonds	1992-93-94-95	Ricky Evrard	1977	Sam Flowers	1937	Phillip Gaines	2009-10-12-13
Joe W. Davis	1992-93-94-95	Larry Doolen	1966	Larry Edwards	1974-75-76	•FFF•		Harris Forbes	1971-72 (Manager)	Will Galusha	2003
John Davis	1984-85-86-87	J.R. Dormant	1916-17	Randy Eggemeyer	1973-74-75	Mike Falco	2003-04-05-06	John Forbes	1934-35-36	Robert Garbrecht	1952-53
John W. Davis	1992	Garrett Dornon	2004	Virgil Eikenberg	1942, 1946-47	David Falgout	2008-09	Kevin Ford	2002	Paul Garcia	1978-79
Jowan Davis	2013-14	Christopher Douglas	2006-07-08	Nick Elder	2012-13-14	Kyle Falk	1984-85-86-87	Shelburne Ford	1958-59	Randy Garcia	1991-92-93
Larry Davis	1967-68-69	Truman Douty	1931-32	Emanuel Ellerbee	2014	Calvin Fance	1977-78-79-80	Walter Ford	1977-78-79	Max Gardner	1970 (Manager)
Tim Davis	1969	Andray Downs	2003-04-05-06	Alfred Ellis	1979	Clark Fangmeier	2006-07-08-09	B.J. Forguson	1998-99-2000-02	E.L. Garlach	1919
W.R. Davis	1927	Michael Downs	1977-78-79-80	Baron Ellis	1940-41	Nick Fanuzzi	2009-10-11	Robert Forrester	1998	Doug Garland	1977
		James Doyle	1964-65-66					Hosea Fortune	1979-80-81		

Willie Garley	2007-08-09-10	Tommy Godard	1971-72-73	Buddy Gregory	1984-85-86	Andy Hall	2003-04-05	Billy Harvin	1998-99-2000-01	Robby Heos	2004-05-06-07
Terrance Garmon	2006-07-08-09	Peter Godber	2014	David Grenardo	1995-96-97-98	Chris Hall	1993	Lou Hassell	1930-31	Kyle Herm	2000-01-02-03
James Garner	1968, 1970	Byron Godfrey	1994-95-96-97	David Grice	1988-89	Courtney Hall	1985-86-87-88	Mark Hatch	1981, 1983	Adam Herrin	2002-03-04-05
D.R. Garnett	1913-14	Art Goforth	1939-40-41	Anthony Griffin	1997-98-99-2000	Jerry Hall	1954-55	Clint Hatfield	2001-02-03-04	John Paul Hershey	1970-71-72
Skip Garrett	1977-78-80	Bart Goforth	1970-71-72	David Griffin	1988-89-90-91	Lee Haltom	1915	Ron Hatfield	1962	Randy Hertel	1977-78-79-80
Julius Garrett	1933	Bill Goins	1991-92-93	Louis Griffin	1975-76	Halworthy	1919	Vincent Hawkins	1999-2000-01-02	E.W. Herting, Jr.	1925-26, 1928
Derek Gary	1999-2001	Jimmy Golden	1992-93	Scott Grimes	1996-97-98-99	Brandon Hamilton	2012, 14	Dustin Haynes	2002-03, 2005	Charles Hester	1981-82-83-84
Arnaud Gascon-Nadon	2008	Layton Goleman	1952-53-54	G.E. Grininger	1943-44	Robbie Hamilton	2005-06	Tobin Haynes	1970-71-72	David Hester	1966-67
Greg Gatlin	1999-2000-01-02	Mike Gonzales	1987-88	L.H. Gripon	1915-16	James Hamrick	1983-84-85	Donald Hayward	1968-70	Tom Hetherington	1990-91-92-93
Andre Gautreaux	2011-12-13	Mike Goode	1971-72-73	Dale Grounds	1969-70-71	Paul Hancock	1936-37-38	Bubba Heard	2005-06-07	J.C. Heyck	1924-25
Donald Gee	1955	Jeramy Goodson	2008-09	Charles Gulbranson	1990-91-92	Bill Haner	1937-38	William Heard	1940-41	Jake Hicks	2008-09-10-11
Fred Geisler	1973-74	Buford Goodwin	1922	Gerald Gusler	1957-58	Wes Hansen	1976, 1978-79	R.H. (Hal) Heath	1917-18-19	Bryan Hill	1978-79-80-81
Eddie Gentry	1981-82-83	Darrell Goolsby	1984-85-86-87	• HHH •		C.A. Hanson	1944	Clay Hebert	2010-11	Justin Hill	2007-08-09-10
Spencer George	1993-94-95-96	Courtney Gordon	2003-04-05-06	Tony Hackebeil	1975-76	Lee Hammett	1930-31-32	Jason Hebert	1998-99-2000-01	King Hill	1955-56-57
Pat N. Gerald	1961	Keilone Gordon	1995-96-97-98	Dickie Bob Haddox	1950-51-52	Robert Hammond	1968	W.C. Heflin	1922-24	Louis D. Hill	1930
Pat S. Gerald	1983	Matt Gorges	1955-56-57	C.M. Haden	1943	Edwin Hander	1930-31-32	Joe Heikkinen	1983-84-85-86	Malcolm Hill	2011-12-13-14
Joel Giddens	1984-85-86-87	Brynton Goynes	1992-93-94-95	Don Hager	1937-38-39	A.W. Harder	1928	Kelly Hejtmancik	2000-01	Ross Hill	2011
Jared Gilbert	2004-05	Ronnie Graham	1962	W.W. Hair	1919-20	Jeremy Harper	2003	August O. Hein	1930	Glen Hine	1964-65-66
Trevor Gillette	2010-11-12-13	Darryl Grant	1977-78-79-80	Frank Hairston	1937-38	Lew Harpold	1953-54-55	Greg Heiskel	1983	Glen Ray Hines	1986-87
Greg Gillingham	1990-91	Charles Grantham	1953	Billy E. Hale	1962-63-64	Wayne Harpold	1979-80-81-82	John Held	1956	Jess Hines	1936-37-38
Donald Gillis	1955, 1957	Jerry Graves	1956-57-58	Chris Hale	1968, 1970-71	Archie Harris	1982-83	Greg Henderson	2001-02-03-04	Jimmy Hines	1987-89
Mike Gingrich	1995-96, 1998-99	Bobby Gray	1992-93-94	Gene Hale	1941	Jerry Harris	1955-56	James Henderson	1964-65-66	Garland Hinman	1932
Matt Ginn	2003, 2005	Ian Gray	2011-12-13-14	Travis Hale	1999-2000-01-02	Odis Harris	1930-31-32	Joe Henderson	1967-68-69	Eugene Hinyard	1966-67-68
John Gioffre	2008-09-10-11	Neal Gray	1996-97-98-99	W.R. (Billy) Hale	1930	Tommy Harris	1982, 1984	Thomas A. Henderson	1929	Pio Hocate	1991
Paul Gioski	1949-50	Richard Gray	1980-81-82	W.L. Hale, Jr.	1922-23-24	Henry Harrison	1973-74	Tommy Henderson	2005-06-07-08	Paul Hochuli	1925-26
James Givens	1983-84	Brandon Green	1999-2000-01-02	Robert Hailey	1965-66-67	Dan Hart	1951-52-53	Bruce Hendrickson	1956	Howard Hoelscher	1956-57
Vernon Glass	1948-49-50	DJ Green	2014	James Hairston	2014	Alvin Hartman	1958-59-60	Joey Henke	1982-83	Dick Hoerster	1945-46-47
Earl Glassie	1939	G.M. Green	1917	Barney Haley	1933	Fred Hartman	1938-39-40	Bruce Henley	1971-72-73	Jon Hodde	2011-12-13
George Glauser	1948-49-50	J.R. Green	1937-38-39	Bill Haley	1992	Sammy Hartman	1987-88-89-90	Eric Henley	1988-89-90-91	Kevin Hodges	1982-83
Steve Gleaves	1975, 1977-78-79	T.W. Green	1929			Brice Harvey	1991	Cody Hennessee	2013-14	Robert Hoffmann	1978-79-80

Dana Hogan	1991-92-93-94	Will Hubbard	1962, 1964	•JJJ•	David (Kosse) Johnson	1951-52-53	Ndukwe Kalu	1993-94-95-96	Brandon King	2005-06-07-08		
Michael Holder	1964	Robert Hubble	1978-79-80-81		Fred Jacob	1942	Donald Johnson	1968, 1970	George Karam	1960-61	Gilbert King	1969-70-71
Lamoine Holland	1954	John Hudson	1951-52-53		Broderick Jackson	2012-13	Doug Johnson	1980, 1982-83-84	Mike Keavney	1985	Greg King	1987-88-89-90
Donald Hollas	1987-88-89-90	Ross Huebel	2002-03-04		Cedrick Jackson	1994	Eddie Johnson	1983-84	Gene Keel	1940	Rufus King	1958-59-60
Hugo Hollas	1965-66-67	Matt Huelsman	1994		Clifford Jackson	1989-90-91-92	Eric Johnson	1984-85-86-87	Henry Kellogg	1933	Randy Kitchens	2007-09-10-11
Richard Hollas	1971-72-73	John Huff	1965		Driphus Jackson	2012-13-14	Freddy Johnson	1979-80	Gordon Kellogg	1953-54	Chester Klaerner	1930-31
Shane Hollas	1989-90-91-92	Brent Huffman	1995-96-97		Fred Jackson	2013	Kevin Johnson	1994	W.W. Kendrick	1925	Dylan Klare	2010-11-13-14
Will Hollas	1985-86, 1988	Scott Huffman	1999-2000-01-02		Jake Jackson	1997-98-99-2000	Preston Johnson	1964	A.R. Kennedy	1917, 1920-21	Clifford Klindworth	1935-37
Terry Holley	2001-02-03-04	Andrew Hughes	1995-96-97-98		Keith Jackson	1989, 1991-92	Sammy Johnson	1971-72-73	J.B. Kennedy	1945	Max Kloesel	1959, 1962 (Manager)
Ronnie Holliday	1965	Arthur Hughes	1935-36-37		Roland Jackson	1959-60-61	Robert Johnston	1959-60-61	Mack Kennedy	1957	Scott Kloesel	1983-84-85
Ben Hollingsworth	1963	Macon Hughes	1967-68, 1970		Shan Jackson	1995-96-98-99	Ronnie Johnston	1969-70-71	Ross Kennedy	1928-29	H.L. Klotz	1922-23
Michael Holman	2002	Mario Hull	2011-13-14		T.H. Jackson	1916	Bush Jones, Jr.	1927-28-29	Wayne Kennedy	1966-67-68	Brent Knapton	1986-87-88
Dwayne Holmes	1981-82-83-84	Tim Hum	1985		Richard Jamerson	1930-31	Chris Jones	2007-08-09-10	Huey Keeney	1945-46-47-48	Charles Knight	1956-57-58
Stephen Holmes	1984-85-86-87	Weldon Humble	1941-42, 1946		Vernon James	2005-06-07-08	Donnell Jones	1982, 1984-85	Gordon Kellogg	1952-53-54	Dewitt Knight	1932
Greg Holloran	1996-97	Ted Humphreys	1984-85, 1987-88		Chris Jammer	2008-09-10-11	E.R. Jones	1929-30	David Kelley	1956-57	Joe J. Knipple	1926-27-28
H.L. Hood	1943	Dan Hunt	1964		Bobby Janisch	2012	Gene Jones	1956-57-58	Jerry Kelley	1961-62-63	William Knowles	1977, 1979-80
Jeff Hood	1985-86-87-88	Kyle Hunter	1979		A.J. Jarrell	1917	Jason Jones	1993	Jim Kelley	1974-75	Marcus Knox	2006-07-08-09
Mike Hooks	1989-90-91-92	Jeremy Hurd	2000, 2002-03		D.C. Jarvis	1916-17, 1919-20	M.A. Jones	1946	John Kelly	1947-48-49	Allen Koch	1986-87-88-89
W.A. Hooper	1928	V.K. Hurd	1913-14		Jay Jefferson	1982-83	Mike Jones	1994-95-96-97	John Kelly	1971-72-73	Koenig	1927
J.M. Hopkins	1924	Hal Husbands	1937-38-39	Keith Jefferson	1989	Todd Jones	1984-85-86-87	Pat Kelly	1972-73	Koty Kothmann	1981-82	
Reggie Hopkins	1978	Monte Hutchinson	1968-69-70	Lamont Jefferson	1977-78-79-80	T.R. Jones	1944	Randy Kerbow	1960-61-62	Jordan Kramer	2000, 2002-03-04	
David Hornberger	2001	Elmo Hutzler	1933	Larry Jester	1993	Trevor Jones	2012,14	Rick Kern	1975	Michael Kramer	1972	
Joe Hornberger	2001	N.E. Hyde	1926-27-28	Randy Jinks	1968	Donald Jordan	1958-59 (Manager)	David Keys	1968-69-70	Ronald Kramer	1957	
Cary Horton	1990-91-92			George Jinks	1967	W.B. Joseph	1925-26	Steve Kidd	1983-84-85-86	Tommy Kramer	1973-74-75-76	
Brent Hotard	2008-09-10-11			Albert Johnson	1954-55-56	G.B. Journey	1913-14	Bobby Kieswetter	2013	Rolf Krueger II	2003-04-05-06	
David Houser	1974, 1976-77-78	J.W. Irvine	1922	Carl Johnson	1952-53	John Joyce	1976-77-78-79	L.L. Kilgore	1943	Wes Kubesch	1996-97-98-99	
C.C. Howard	1944-45	John Isaac	1986-87-88	Cedrick Johnson	1977, 1979-80	Luke Juist	2004-05-06-07	Kent Killion	1977-78-79-80	Klein Kubiak	2010-11-12-13	
Ed Howard	1991-92-93-94	R.A. Isaacks	1943	Clint Johnson	1998-99-2000-01			Robert Kimbro	1930	J.W. Kucera	1943	
Gabe Howe	2001-02	Larry Izzo	1992-93-94-95	Connor Johnson	2014			Donald Kindred	1989-90-91-92	Louis Kunetka	1939-40	
Bill Howton	1949-50-51			Danny R. Johnson	1973-74-75-76	E.F. Kalb	1913-14-15-16	Boyd King	1958-59-60	Marvin Kunkel	1957	

Michael Kutzler	2011-12-13	Cory Laxen	2003-04-05	James Liska	1973-74-75	Dicky Maegle	1953-54	R.D. Mathias	1915	Vance McDonald	2009-10-11-12
Keith Kveton	1977-78-79-80	Gilbert Leach	1929	Steve Lister	1983-84	John W. Magee	1942-46-47	Rock Mathis	1983, 1986	Calvin McDougale	1939-40-41
•LLL•		Joseph Leary	2007-08	Gene Little	1950-51-52	Roddy Maginot	2008-09	Raymond Mauldin	1959	E.H. McFarland	1917-18-19
Tony Labay	1965-66	Michael Lecclier	1998	Bobby Lively	1958-59-60	Bert Magness	1930	Joe Tom Maxwell	1965	J.W. McFarland	1914-15-16-17
Gary LaBerge	1959	Richard Ledo	2011	Richard Lockman	1979	Kenny Major	1985-86	Lee May	1930	G.A. McGee	1919-20-21-22
Dick Lagow	1965-66	Delwood Lee	1949	Mark Lodge	1996	Doug Malcomb	1981-82	James Mayden	2014	Sam McGuffie	2010-11-12
Fay Lagow	1931-32-33	Derwood Lee	1948-49	Ed Lofton	1973-74-75	Daniel Malin	1961-62	Scott Mayhew	2002-03-04	Taylor McHargue	2010-11-12-13
Joe Lagow	1933-34	Jimmy Lee	1991-92-93-94	G.A. Lokey	1922	Charles Malmberg	1941-42-43, 46	Sam Mays	1933-34-35	Brad McKay	1985-86-87-88
Ernie Lain	1937-38-39	K.E. Lee	1929-30	Brandon Long	2007-08-09-10	Kim Malone	1969-70-71	Louis Mazzurana	1962	H.R. McKean	1921
R.L. Lamb	1923	LaMar Lee	1952-53	Bob Loper	1975-76-77	Mike Malone	1970	Malden McArthur	1930-31	Rusty McKeever	1973
Jay Lamy	1992-93-94-95	Lyndon Lee	1995	Thomas Lott	2003-04-05	W.A. Malseed	1944	Mark McArthur	1983	Stan McKinney	1982-83-84
Joe Lamy	1994	Mark Lee	2000	R.F. Loughridge	1925-27, 1931	Frankie B. Mandola	1966-67-68	Ross McBrayer	1937	Jim McKinnon	1930-32
Mike Landrum	1973-74-75	Mike Lee	1982, 1984-85	Terry Lowe	1982-83-84	David Mangold	1984-85-86, 1988	Jake McBride	1945, 1948	W.L. McKinnon	1928
Brennan Landry	2002-03-04-05	Randy Lee	1969-70-71	Alex Lowry	2009	Jerry Manning	1972	William McCabe	1972-73-74	Scott McLaughlin	1983-84
Matt Landry	1936-37-38	Tommy Lee	1989	Raul Loya	1983-84-85-86	Brandon Manning	1998-99-2000-01	W.J. McCaine	1921	Tyrone McLaurin	1987
Buck Laning	1973, 1976	Wade Lee	1987-88	Bruse Loyd	1983-84	Ron Manning	1986-87-88	LaDoughyous McCalla	1995-96-97-98	Josh McMillan	1997-98-99-2000
Bob Lantrip	1948-49	Kenneth Lefner	1967-68	Jason Lucas	1988-90	David Mantor	1955-56	Wally McCampbell	1984	Ryan McMillan	1997-98
Nick Lanza	1946-47-48	Tanner Leland	2010-11-12-13	Kramer Lucio	2008-09-10	Casey Marchbanks	2007-08	George McCarble	1928-29-30	James McPhail	1948-49 (Manager)
Josh LaRocca	1991, 1993-94-95	Lester Lehman	1965-66-67	Lance Luedeker	2003, 2005-06	Ronnie Marsh	1967-68-69	John McCauley	1932, 1934-35	Joe McPhail	1949
Ross Lassley	2000-01-02-03	Clint Leschber	1996-97-98-99	D.B. Lunday	1942	Kyle Martens	2008-09-10-11	William McClay	1985-86-87-88	Walter McReynolds	1962-63-64
Otha Latin	1988-89-90-91	Norman Letts	1933-34	Brad Luvender	2014	Donny Martin	1979-80-81-82	Wayne McClelland	1959	W.M. McVey	1924
Bill Latourette	1970-71	Msonthi Levine	1992	Alex Lyons	2013-14	Henry Martin	1959	Mike McCollum	1971	Micah Meador	2002-03-04
Chuck Latourette	1964-65-66	Keith Lewis	1984-85-86-87	Bryan Lyssy	1993-94	R.J. Martin	1944	Johnny McCoy	1980-81	Jody Medford	1972-73-74
Fred Lauterbach	1931-32-33	Kerry Lewis	1991-92	•MMM•		Trey Martin	2014	Clifford McCraw	1957-58	Larry Medford	1971-72-73
Richard Lauterbach	1933	Ryan Lewis	2009	David Maberry	1985-86-87-88	Anton Martinkus	1930	James L. McCullough	1933	Evan Meeks	1999, 2001
Winston LaVan	1990-91-92	Tommy Lewis	1973-74, 1976	A.A. Macaluso	1945	Kevin Masek	1994-95-96	Dee McCurry	1972-73-74	Mace Meeks	1986-87
Mendel Laviage	1955	Walter Ligon	1959-60	Trey Macaluso	2005	J.L. Mason, Jr.	1944-45	Sonny McCurry	1949-50-51	Weldon Meeks	1978-80-82
D.C. Lawrence	1921, 1923	Ronnie Lillard	2008-09	Alastair MacPhail	1989-90	Terry Mason	1970	Tabari McGaskey	2013-14	Charles Mehr	1933
F.A. Lawrence	1943-44	Andy Lindblade	1984-85	Odis Mack	1978-79-80	Travis Mason	2006-07-08-09	John McDonald	1964-65	Floyd Melcher	1937, 1939
		Preacher Lindsay	1917, 1919			Wayland Mason	1984-85-86-87	Mike McDonald	1970	Terrence Melton	1995-96-97-98

Jeff Mercer	1992-93-94	Steve Moore	1973-74-75-76	John Neece	1935-36-37	Brian Nordstrom	2013-14	E.M. Parker	1945-46-47-48	Turner Petersen	2010-11-12-13
Michael Merrick	2002-03-04	G.O. (George) Morgan, Jr.	1922-23-24	Terry Neely	1981	Matt Nordstrom	2008-09-10-11	Richard Parker	1965	Archie Peterson	1963
Willie Merritt	1998-99	Rusty Morgan	1965	Wayneard Nellums	1979-80-81-82	Wil Norris	2007	Dennis Parks	2012-13-14	Jon Peterson	1972-73-74
Albert Metzler	1933-34	W.O. Morgan	1928-29-30	Chad Nelson	1994-95-96-97	Rodney Norton	1972-73-74-75	Tyler Parish	2008-09-10-11	Grant Peterson	2014
Keith Meyer	2000-01-02	Alex Morris	1995-96-97	K.O. Nelson	1945	Andrew Novak	2006	Don Parrish	1975-76-77-78	Virgil Phelps	1964-65
Brian Mica	1981-82	Joe Morris	1934-36	Paki Nelsno	1995	Robert Nowlin	1942	D.P. Parrish	1943-44	Bryan Phillips	1977-78-79-80
Harold Mickelson	1931-32-33	Russell Moses	1984-85-86-87	Rudolph Nelson	1978	Bobby Nunez	1982-83-84-85	George Parry	1962-63	Dickie Phillips	1967-68
Middleton	1917	Max Moss	1987, 1989	Bob Nemir	1944-45	Cameron Nwosu	2010-11-12	Cedric Parson	1987	Donald Phillips	1956-57
Charles Miller	1963	Mitch Moss	1989, 1991	Horton Nesrsta	1951-52-53	• 000 •		Clint Parsons	1987-88-89-90	Mike Phillips	1969-70-71
Chris Miller	1990-91-92	Will Moss	2005-06-08	Jack Neubauer	1970			Tom Parsons	1947-48	Tucker Phillips	1993-94-95-96
Deron Miller	1981-82	Anthony Mowry	2000-01	Eric Neuhaus	2007			Alden Pasche	1930-31	James Phorne	1983-84-85-86
Gene Miller	1957-58-59	Stuart Mouchantaf	2012-13	Alfred R. Neumann	1949-50			Steve Pasterchick	1978-79	Joe Phy	1971-72-73
Jimmy Miller	2005-06-07-08	Darrell Mouton	1977-78-79-80	Jesse Neves	1973-74			Zach Patt	2011-12-13-14	Pike Pickett	2001
Ralph Miller	1934	Dwane Moyer	1975-76-77-78	Joe Neveux	1930-31	Steve Ogletree	1971-72	Brian Patterson	1981-82-83	Pascual Piedfort	1966-67-68
C.H. Mims	1929	Dwight Moyer	1975-76-77-78	Rodd Newhouse	1994-95-96-97	J.M. Ogg	1925, 1927	Connor Patterson	2013	Randy Piel	1974-75-76
John Mims	1961-62-63	Bert A. Mueller	1930, 1933	Danny Newman	1976-77-78	Michael O'Grady	1965	Michael Patterson	2009-10-11	Clenzie Pierson	1980-81-82
George Miner	1944, 1946	Jim Murphy	1989	H.J. Nichols, Jr.	1943-44, 1946	Gilbert Okoronkwo	1998-99-2000-01	William Patterson	1959	Kenneth Pinkston	1990-91-92
Julius Mitchell	2000-01	Ralph Murphy	1946-47-48-49	Johnny F. Nichols	1959	Larry O'Neal	1973-74-75	Kenny Paul	1952-53-54	Paul Piper	1962-63-64
Osby Mitchell	1980-81	T.R. Murphy	1945	Johnny H. Nichols	1961-62-63	G.W. Oprea	1945	L.L. Payne	1927-28	James Pitman	2002-03-04
Scott Mitchell	2007-08-09-10	G.H. Murray	1925, 1927	Howard Nicholls	1934-35	John Orsak	1959	C.W. Pearce	1945	Rashard Pittman	1998-99-2000-01
Todd Mohr	2006-07-08	Virgil Mutschink	1955	Douglas Nicholson	1965-66-67	Travis Ortega	1997-98-99-2000	Hart Peebles	1956, 1958	Bobby Plaster	1966-67-68
Phillip Money	1980-81-82-83	Robert Myer	1930-31-32	Gordon Nicholson, Jr.	1931-32	Bryan Ottmers	1974	Tommy Peel	1970	Gary Poage	1960-61
Ben Montgomery	1994-95-96	• NNN •		N.L. Nicholson	1945, 1947	Kerry Overton	1983-84-85-86	Thadis Pegues	2002, 2004-05	Dennis Pokluda	1973-74
Wright Moody	1969-70-71			Scott Nimmons	2008	Cheta Ozougwu	2007-08-09-10	David Perkins	2004-05-06-07	Charles Pollard	1957-58-59
Bobby Moore	1950-51-52			Pinky Nisbet	1953-54-55	• PPP •		Hal Perkins	1974	C.O. Pollard	1918
Charlie Moore	1935-36-37			Chris Nixon	1985-86-87, 1989			Robert Perkins	1942	Darrion Pollard	2013-14
Donte Moore	2010-11-12-13			Ralph Noble	1946-47			Michael Perry	1995-96-97-98	Ryan Pollard	2013-14
Joe Moore	2001-02-03-04	Jerry Nacarrato	1970-71	Andy Nobles	1938	Harold Palmer	1937-38-39	Vince Pershing	1989-90	Ryan Pontbriand	1999-2000-01-02
Lynwood Moore	1959	James Nall	1942	Stephen Noh	2011	Jarrett Palmieri	1989-90-91-92	Edwin Peters	1959	Kevin Pool	2010
Norman Moore	1952 (Manager)	Jim Nance	1936-37	Kim Noland	1975-76	Bryce Parker	1937	James Peters	1954-55	Bendy Poole	1959
		P.E. Nash	1917, 1919-20-24								
		Stefan Nazar	2010								
		Billy Neal	1973-75-76								

Paul Porras	2010-11-12-13	•RRR•	Reggie Riggs	1980-81-82	Marcus Rucker	2003-04-05-06	Charles Schoultz	1939 (Manager)	Marc Seguin	1980-81	
Tom Posey	1940		Teddy Riggs	1950-51	Rudd	1916-17	Bobby Schrader	1988-89-90	Corey Seymour	1989-90-92-93	
Nate Poss	1973-74-75-76		Harold Riley	1947-48-49	Mike Ruehman	1983-84	Karl Schraer	1986	Hosam Shahin	2010-11-12	
J.P. Potts	1916, 1919		Joel Rios	1981-82-83	Mike Ruff	1994-95-96	Rudy Schrieder	1964	C.R. Shaw	1919	
G.B. Powell	1919-20		Jay Riviere	1954-55	Larry Ruffin	1996-97-98-99	R.J. Schroeder	1951-52-53	Doug Shaw	1991	
Frank Power, Jr.	1927-28-29		Billy Robb	1937, 1939	Alvin Runnels	1979-80-81-82	Charlie Schuchard	1971-72 (mgr.)	Eric Shaw	1985-86-87	
Paul Power	1984-85		S.J. Roberts, Jr.	1947-48-49	Carl Russ	1944, 1946-47	Max Schuebel	1951-52-53	Jimmy Shaw	2003	
Calvin Powitsky	1965-66		Charles Robinson	1968-69-70	Russ Russell	1970	George Schulgren	1965-66-67	M.W. Sheffield	1943-44	
Michael Poynter	2012		Melvin Robinson	1981-82-83-84	T.N. Russell	1929	Randall Schultz	1991	Antwan Shell	1999-2000-01-02	
Kyle Prater	2011-12		Merritt Robinson	1987-88-89	Deric Rutherford	1991-92-93-94	Ronald Schultz	1959, 1961	R.L. Shelton	1945	
Chad Price	2003-04-05-06		Allen Rodgers	1959	Don Rutledge	1976-77-78-79	Robert Schulze	1932-33	Robby Shelton	1966-67-68	
Herman Price	1936-37		Erik Rodriguez	1994	Frank Ryan	1956-57	Joe Schwab	1984-85	Terry Shelton	1966-67	
Jack Price	1946-47-48-49		Jimmie Rogers	1936-37-38	Leroy Rysa	1965	Carl Schwartz	1947-48-49	Ja'Corey Shepherd	2005-06-07-08	
Joe Price	1939-40-41		Ernie Rogers	1976-77-78	•SSS•	Nick Sabula 1999-2000-01-02 Adrian Sadler 1997-98-99-2000 Mitchell Sadler 1941 William D. Sadler 1932, 1934-35 Kenneth Sam 1980-81 Eric Sampson 1981-82-83-84 Alfred Sanders 1975-76 Tim Sanders 1979-80-81-82 Aaron Sandoval 1997-98-99, 2001 Herbert Sawyer 1929-30 A.C. Sauer 1926 Graysen Schantz 2014 A.P. Schoenfield 1927-28 Jake Scheuhle 1936-37-38 Jon Schnable 1958-59	Paul Scire	1981	John Thomas Shepherd	2006-07-08-09	
Steven Prichard	1966-67-68		Page Rogers	1954-55			Dexter Scott	1985-87	Michael Shirk	1991-92-93	
Verlan Prichard	1940-41		Roger Roitsch	1968-69-70			Jack Scott	1929	Chris Shoppa	1980-81-82	
Alan Pringle	1973-74		Kurt Roper	1992-93-94			Kelly Scott	1932	Tanner Schuck	2008-09-10-11	
Atchley Procter	1953-54		Quentis Roper	1985-86-87-88			Marc Scott	1983-84-85-86	Dan Shuford	1956	
Michael Procter	1965		Mark Roquemore	1976			Scraeder	1927	Mark Shupak	1983	
Rex Procter	1949-50		I.B. Rose	1945			Jared Scruggs	2003-04-05	Matt Sign	1989-90-91-92	
Tim Procter	1977-78		Jeff Rose	1974-75-76			W.F. Scruggs	1943-44	Gene Silver	1950-51	
Steve Pruitt	1971-72-73		Joey Roseborough	1987, 1989			Ted Scruggs	1941-42, 1946	Gerald Simila	1970	
Chris Ptaszek	2005-06-07-08		Charles Ross	2009-10-12-13			Josh Seale	2000-01	Matt Simonette	2012-13-14	
Oather Pugh	1949		Tobin Rote	1946-47-48-49			Edward Searcy	1957-58	Billy Simmons	1958-59-60	
Frank Pustka	1966-67-68		Kent Rowald	1983-84-85			John Searcy	1959	Kennett Simmons	1959-60-61-62	
Richard Pustka	1968		Kenneth Roy	1974-75-76			Bryan Seely	1974-75-76	Jack Simms	1942-43	
•DDD•	Stone Quillian 1940-41-42		Laney Royal	1977-78			Ardie Segars	1973-74-75-76	Ryan Simonak	2003-04	
			Roy Royall	1934-35			Richard Segina	1987-88-89-90	John Simonton	1993	
			Will Rub	1977-78-79-80			Andrew Sendejo	2006-07-08-09	Bill Simpson	1922	
			Leo Rucka	1951-52-53			D. Senuta	1945	David Simpson	1971-72	
			James Radcliffe	2011-12-13-14							
			Gene Raesz	1959-60-61-62							
			Brian Raines	2005-06-07-08							
			Patrick Randolph	2007-08-09-10							
			Don Rather	1958-59							
			R.H. Ray	1922-23-24							
			Eddie Rayburn	1954-55							
			Lance Redmon	2001							
			Claude Reed	1974-75							
			Sam Knox Reed	1967-68-69							
			Tommy Rees	1961							
			Scott Reeves	1986-87-88-89							
			Andrew Reue	2012-13-14							
			D.J. Reneaux	1945							
			Alvin Rettig	1982-83							
			Atwood Reynolds	1925							
			Rashad Reynolds	1995-96-97-98							
			Don Rhoden	1950-51-52							
			Kyle Rice	1979-80-81-82							
			Robert Rice	1963-64							
			Nate Richards	2012-13							
			Barry Richardson	1965-66-67							
			Chad Richardson	1996-97-98-99							
			Dan Richardson	1932							
			Darrell Richardson	1991-92							
			Ernest Richardson	1965-66							
			Walter Richardson	1969-70							
			Rod Rickett	1980-81							
			Brian Rider	1967 (Manager)							

Jim Simpson	1984-85	David Snellings	1971-72-73	Travis Stephenson	2004	Pete Sultis	1942, 1946	Arthur Terry	1993-94-95-96	Jericho Toilolo	1980, 1983
Ed Singletary	1937-38-39	Mark Snyder	1978	Sean Sterle	1986	Don Suman	1939	Thurman Terry	1958	Brandon Tolbert	2007-08
Tommy Siragusa	1954-55	Ronnie Sollock	1967	Henry Stern	1937	Robert Summerlin	1989-90	Tracy Terry	1971	A.M. Tomforde	1913-15
Brandon Skeen	2000-01-02-03	Scott Solomon	2007-08-09, 11	Don Stephens	1942	Robert Susen	1975-76	Jeremy Thigpen	1993-94-95-96	Steve Tomkins	1984-85
Josh Skinner	2011-13	Mike South	1977-78	John Stephenson	1959	Jeff Swab	1977	Cole Thomas	2014	Charles Torello	1995-96-97-98
Doak Slay	1981-82	Bryan Soward	1991-92-93	Stevens	1915	Jim Swanson	1964-65-66	E.F. Thomas	1929	Clemente Torres	1992-93-94
Buck Sloan	1939-40-41	Jeff Sowell	1992-93-94-95	Hugh Stevens	1938-39-40	Swartz	1921-22-23	Jamael Thomas	2010-11-12	Jacque Torres	1988-89
W.O. Smiley, Jr.	1925	Clifford Sparks	2001-02-03-04	Larry Stewart	1962-63	P.D. Swatzell	1943	Jeff Thomas	1984-85-86-87	M.J. Towns	1944
Corbin Smiter	2006-08-10	Gordon Speer	1957-58-59	Pat Stidham	1974-75-76	Ahmad Sweeney	2008	Paul Thomas	1996-97	Orville Trask	1954-55
Bencil Smith	2005-06-08	Steve Spicer	1979-80-81	Elliston Stinson	1984-85	Carl Swierc	1971-72-73	Rickey Thomas	1977-78-79-80	Drew Travis	2013
C.M. Smith	1945	Nick Spillios	1974-75-76	Harold Stockbridge	1941, 1946-47	John Sword	1971	Cameron Thompson	2007-08	W.C. Treadway	1951-52-53
Frank Smith	1961	Mark Spinner	1994-95-96-97	David Stockwell	1968-69-70	James Sykes	1973-74-75-76	Charles Thompson	1955-56	Robert Tresch	1940-41-42
H.W. Smith	1922-23-24	James Spruill	1942, 1947	John Stoerker	1966-67	John Syptak	2002-03-04-05	Joe Bob Thompson	1998-99-2000-01	Kevin Trigg	1981-82-83
J.D. Smith	1956-57-58	Mike Spruill	1969-70-71	Bill Stone	1987-88-89-90	John Sylvester	1933-34-35	Kenneth Thompson	2014	Lyndal Trout	1973, 1975-76
Joel Smith	1965-66	Seaman Squyres	1930-31	Bryant Stone	1954-55	John Sylvester	1961-62-63	Larry Thompson	1994-95-96	Dwain Turner	1983-84-85-86
Judd Smith	1996-97-98-99	Brian Stacey	2008-09-10-11	Morris Stone	1952-53-54	Brian Symonette	1989-90	Preston Thompson	2007-08	Jon Turner	2004-05-06-07
Kenny Smith	1998-99-2000-01	Joe Staley	1939-40	Lee Stonestreet	1949-50	•TTT•		Roy Thompson	1985-86-87	Luke Turner	2012-13-14
Kyle Smith	1981-82-83	W.M. Standish	1913-14-15	J.A. Stoppel	1928			Steve B. Thompson	1981-82-83-84	Melvin Turner	1987-88-89
LonDee Smith	1997-98-2000	John Stanfield	1973-74-75-76	Fred Stovall	1985	Chance Talbert	2006-07-08-09	Steve M. Thompson	1986-87	R.R. Turner, Jr.	1944
Michael Smith	2008-09-10-11	Aaron Stanley	1993-94-95-96	Paul Strahan	1968-69-70	Brad Tally	1971-72	Todd Thompson	1988-89-90-91	Shane Turner	2008-09
P.A. Smith	1929	Spencer Stanley	2013-14	Russell Streeter	1994-95-96	H.D. Tate	1943-44	Travis Thompson	2000-01-02	Jamie Tyler	1998-99-2000-01
Quinton Smith	2004-05-06	Reinhardt Stanzel	1937-38-39	John Stroman	1975, 1977-78	Gene Taubert	1966-67-68	Terry Thornton	1988-89-90-91	Mike Tyler	1969-70-71
R.C. Smith	1943-44	C.H. Starin	1945	Randolph Strong	1930-31-32	Carl Taylor	2005-06-08	John Thrasher	1930-31-32	Thomas Tyner	1965-66-67
Raymond Smith	1934-35	E.Y. Steakley, Jr.	1936-37-38	David Stroud	1975-76	Charlie Taylor	1975-76-77-78	Jack Throckmorton	1954-55	•UUU•	
Robert Smith	1939	Charles Stearns	1950	Max Stroud	1959-60	Jordan Taylor	2011-12-13-14	Raphael Tillman	1995, 1999		
Roland Smith	1983	Frank Steen	1934, 1936-37	Mark Stuart	1982-83	Mac Taylor	1953	Kenneth Tilton	1959	C.J. Ugokwe	2006-07-08
Ryan Smith	1999-2000-01	Tyler Stehling	2014	Larry Stuppy	1990-91	William Taylor	1946-47-48-49	James Timmons	1951-52	Ronald Ulbrich	1963
Tyler Smith	2009-10-11	Thomas Stellman	1959-60	Joe Suggs	1971	Randolph Teakell	1977	Bobby Tinch	1977	Kent Ulm	1968
Brannan Smoot	1985-86-87	R.B. Stelzer	1943	Douglas Sullivan	1937-38	Trey Teichelman	1988-89-90-91	Douglas Tipton	1939-40	Ulrich	1923
C.C. Snell	1914	Ben Stephens	2000-01-02-03	R.S. Sullivan	1917, 1922	Richard Terrell	1924	Everett Todd	1979, 1981-82-83	F.W. Underwood	1924-25-26

J.A. Underwood, Jr. 1918-19-20-21
 Nick Uretsky 2014
 Martin Uwah 2010

•VVV•

Bo Valles 1993, 1995-96-97
 G.D. Vance 1916
 David Vandiver 1971-72-73
 Jeff Vanover 2000, 2002-03
 Dan Van Winkle 1966-67
 Ron Vaughn 1973-74-75
 Edgar Vega 2002-04
 Lester Veltman 1957-58
 Jeff Venghaus 1994-95
 Simon Verret 1950
 Jack Vestal 1937
 Richard Vestal 1940
 Cameron Vester 2009
 Tom Vickers 1935-36-37
 Donell Victorian 1998-99
 Mike Vietor 1995-96-97-98
 J.L. Vilbig 1918
 Randy Vincent 1959
 Stahle Vincent 1969-70-71
 Jim Vining 1963-64-65
 Charles Volz 1973

•WWW•

Ron Waedemon 1969-71-72
 Brett Wagner 1980-81-82

Daniel (Hans) Wagner 1951-52
 Kurt Wagner 1993
 Ronnie Waldo 1964
 Emmett Waldron 1991-92-93-94
 Cornelius Walker 1972-73-74
 Donahue Walker 1981-83
 Gene Walker 1963-64-65
 Jeff Walker 1987-88
 Malcolm Walker 1962-63-64
 William Walker 1963-64-65
 John Wall 2005
 Bill Wallace 1932, 1934-35
 Brandon Wallace 2000-01
 John Wallace 1930-31-32
 Newell Wallace 1977-78-79-80
 Larry Walling 1970-71-72
 Glenn Walls 1949-50-51
 George Walmsley 1944-45-46-47
 Dale Walters 1980-81-82-83
 R.L. Walters 1922
 C.A. Ward 1928
 Sam Ward 1952
 Taylor Wardlow 2006-07-08-09
 Justin Warren 2011-13
 Michael Warren Jr. 2012
 Sean Washington 1991-92-93
 Terrence Washington 1983
 Tony Washington 1996-97
 Halie Washington 1987
 Ronald Waters 1959

Chandler Watkins 2013-14
 Joe Watson 1946-47-48-49
 Ted Watson 1950
 Robert Wayt 1959-60-61
 Russell Wayt 1962-63-64
 Gerald Weatherly 1945, 1947-48-49
 David Webb 1959
 Max Webb 1958-59-60
 Xavier Webb 2008-09-10-11
 Matt Webber 1998-99-2000-01
 T.A. Weems 1940
 Bob Weisberg 1970 (Manager)
 John Welch 2006-07-08-09
 Doyle Weldon 1950
 Clark Wells 1941
 Darrick Wells 1984-85
 Denzel Wells 2010-11
 Robbie Wells III 2013-14
 Todd Wernet 1977-78
 Ben Westcott 1996
 Joey Wheeler 1989-90-91-92
 Paul Wheeler 1984
 Brownie Wheless 1969-70
 Aubrey White 2004-05-06-07
 Claude White 1956-57
 Destri White 2014
 John White 2000-01-02
 Johnson White 1990, 1992-93
 Julius White III 2011-12-13-14
 Sean White 1999-2000-01-02

Al Whitfield 1978-79-80-81
 Jamey Whitlock 1994-95-96
 Kenneth Whitlow 1938-39-40
 Larry Whitmire 1955-56-57
 Donald Whittaker 1952
 Jesse Whittenton 1973, 1976
 Charlie Wiesbusch 2007-08
 Ben Wiggins 2002-03-04
 Bobby Wilburn 1979
 I.M. Wilford 1922-23-24
 John Wilkins 1963 (Manager)
 Austin Wilkinson 2005-06-07-08
 Jim Willard 1981
 Aaron Williams 2007-08-09-10
 Adam Williams 1997-98-99
 Alonzo Williams 1989-90-91-92
 Bobby Williams 1956-57
 Bobby Williams, Jr. 1979-80
 Byron Williams 1934-35
 Caleb Williams 2012-13-14
 C.D. Williams 1929
 Derrick Williams 1993-94-95
 James (Froggy) Williams 1946-47-48-49
 Jared Williams 2009-10-11-12
 Kenneth Williams 1955-56-57
 Mark Williams 1970-71-72
 Richard A. Williams 1994
 Richard C. Williams 1986-87-88-89
 Rodney Williams 1980-81
 R.P. Williams 1919-20-21

S.J. Williams, Jr. 1924-25
 Travis Williams 1985-86
 Walter Williams 1936-37-38
 Windell Williams 1942, 1946
 Robert Williamson 1976-77-79-80
 Greg Willig 1989-90-91-92
 M.C. Willis 1923
 Luke Willson 2009-10-11-12
 Derras Wilmington 1993, 1995-96
 Antonio Wilson 1989-90-91-92
 Don Wilson 1953-54-55
 Frank Wilson 1977-78-79-80
 Greg Wilson 2001-02-03-04
 Mike Wilson 1993-94-95
 John R. Windrow 1958-59
 Tim Winn 1988, 1990-91
 Jason Winship 1993-94-95-96
 Robert Winship 1949-50
 Ross Winship 2012-13-14
 Leland Winston 1966-67-68
 O.C. Winston 1925
 Harry Witt 1933-34-35
 Jack Wolcott 1948-49
 Benji Wood 1996-97
 Joe Don Wood 2002-03-04-05
 J.P. Wood 1939
 Michael Wood 1964
 Philip Wood 1969-70-71
 Stephen Wood 2003-04-05
 William Wood 2003-04-05-06
 Dickie Woods 1960-61
 G.A. Woods 1924-26

Ryan Woods 1994-95-96
 Bob Woolbright 1954
 Adrian Woolcock 1994-95
 C.H. Wooten 1913-14
 Mike Wooten 1984
 R.E. Wortham 1954-55
 Bill Wright 1950-51
 Bobby Wright 1958
 C.T. Wright 1944
 J.M. Wright 1943
 Zach Wright 2014
 Ben Wulf 1997, 1999-2000
 Gordon Wyatt 1948-49-50
 Mike Wylie 1989-90
 William Wyman 1947-48-49

•YYY•

Michael Yelin 1966 (Manager)
 Brandon Yelovich 2008-09-10
 Dwayne Young 1969-70
 Victor Young 1997-98-99
 James O. Younts, Jr. 1930

•ZZZ•

Eric Zammit 1976-77
 Whitlock Zander 1939-40-41
 R.F. Zelsman 1943-44-45
 Ray Zimmerman 1940-41
 Paul Zipperlen 1955
 John Zurita 1986-87-88
 Adam Zylman 1993-94-95

RICE ALL-TIME RESULTS

PHIL ARBUCKLE (1912-17, 1919-23)

Arbuckle was the first athletic director and coach at the Rice Institute in 1912, coming from Southwestern University in Georgetown. He coached the Owls for 11 seasons, interrupted only by Army service in 1918 during World War I. His overall record was 52-30-8 (8-15-2 SWC).

1912 (3-2)

O26	at Houston HS	W	7-6
O30	at Orange HS	W	13-0
N9	at Sam Houston State	W	20-6
N15	at Southwestern	L	32-0
N28	at Austin College	L	81-0

1913 (4-0)

O17	Signal Corps Co. B	W	14-0
O25	Houston HS	W	7-0
N18	Southwestern	W	53-14
N27	at Trinity	W	7-0

1914 (3-2-3)

O10	Southwestern	W	12-7
O17	at Texas	L	41-0
O24	TCU	T	0-0
O31	Daniel Baker	W	13-7
N9	Texas A&M	L	32-7
N14	Oklahoma State	T	13-13
N20	Baylor	W	14-13
N26	at Austin College	T	0-0

1915 (5-3, 1-2 SWC)

O2	Trinity	W	46-0
O8	Baylor (SWC)	L	26-0
O16	at Texas (SWC)	L	59-0
O23	Daniel Baker	W	28-0
O30	TCU	W	33-0
N8	Texas A&M (SWC)	W	7-0
N17	LSU	W	6-0
N27	Notre Dame	L	55-2

1916 (6-1-2, 1-1 SWC)

O7	at Texas (SWC)	L	16-2
O13	Austin College	W	40-0
O21	Southwestern	W	24-0
O27	at TCU	T	7-7
N4	Texas A&M (SWC)	W	20-0
N11	Tulane	W	23-13
N17	SMU	W	146-3
N24	at LSU	T	7-7
N30	Arizona	W	47-7

1917 (7-1, 1-1 SWC)

O6	Illinois Medics	W	31-0
O13	TCU	W	26-0
O19	Austin College	W	53-13
O27	at Texas (SWC)	W	13-0
N3	Haskell Institute	W	55-13
N10	Southwestern	W	34-13
N17	at Tulane	W	16-0
N29	Texas A&M (SWC)	L	10-0

1918 (1-5-1, 1-1 SWC) - 1ST

Coach: John Anderson

O5	Camp Logan	L	10-0
O19	Park Place Flyers	L	7-0
O26	Camp Logan	T	0-0
N2	Kelly Field	L	28-0
N9	Park Place Flyers	L	3-0
N16	at Texas	L	14-0
N30	SMU	W	13-0

1919 (8-1, 3-1 SWC) - 2ND

O4	Trinity	W	12-0
O11	at Baylor (SWC)	W	8-0
O18	Southwestern	W	22-0
O24	Austin College	W	54-0
N1	at Texas (SWC)	L	32-7
N8	SMU (SWC)	W	21-14
N15	University of South	W	19-7
N21	Howard Payne	W	7-0
N27	Arkansas (SWC)	W	40-7

1920 (4-2-2, 2-2-1 SWC) - 4TH

O9	Baylor (SWC)	W	28-0
O16	at Tulane	T	0-0
O23	Southwestern	W	19-0
O30	Texas (SWC)	L	21-0
N6	at SMU (SWC)	W	10-0
N15	at Texas A&M (SWC)	L	7-0
N19	Texas State	W	48-0
N25	Arkansas (SWC)	T	0-0

1921 (4-4-1, 1-2-1 SWC) - 6TH

O1	Louisiana-Lafayette	W	54-0
O8	at Baylor (SWC)	L	17-14
O15	Tulane	L	7-6
O22	Southwestern	W	28-0
O29	at Texas (SWC)	L	56-0
N5	SMU (SWC)	W	7-0
N11	Texas A&M (SWC)	T	7-7
N18	at Trinity	W	28-14
N24	Oklahoma	L	27-0

1922 (4-4, 1-4 SWC) - 7TH

O7	Sam Houston State	W	23-3
O14	Baylor (SWC)	L	31-0
O21	at Oklahoma State (SWC)	L	21-0
O28	Southwestern	W	28-6
N4	Texas (SWC)	L	29-0
N11	Arkansas (SWC)	W	31-7
N18	at Texas A&M (SWC)	L	24-0
N25	Arizona	W	14-7

1923 (3-5, 1-4 SWC) - 7TH

O6	Sam Houston State	W	10-0
O13	at Arkansas (SWC-Little Rock)	L	23-0
O20	Oklahoma State (SWC)	L	13-0
O27	Texas State	L	19-6
N3	at Texas (SWC)	L	27-0
N10	Southwestern	W	12-0
N17	Texas A&M (SWC)	W	7-6
N29	TCU (SWC)	L	6-0

JOHN HEISMAN**(1924-27)**

Heisman became Rice University's first full-time football coach in 1924. His four-year record was 14-18-3 (4-11-1 SWC) He later became athletic director of the Downtown Athletic Club in New York, which named its annual award to the nation's best college football player after him.

1924 (4-4, 2-2 SWC) - 3RD

O4	Sam Houston State	W	22-6
O11	Southwestern	W	20-6
O18	LSU	L	12-0
O25	at TCU (SWC)	W	7-3
N1	Texas (SWC)	W	19-6
N7	Austin College	L	6-2
N15	at Texas A&M (SWC)	L	13-6
N27	Baylor (SWC)	L	17-9

1925 (4-4-1, 1-2-1 SWC) - 6TH

S26	Stephen F. Austin State	W	33-0
O3	Sam Houston State	W	7-0
O10	Trinity	L	13-0
O17	Arkansas (SWC)	W	13-9
O24	at Texas (SWC)	L	27-6
O31	Southwestern	W	19-0

N7	at LSU	L	6-0
N14	Texas A&M (SWC)	L	17-10
N26	Baylor (SWC)	T	7-7

1926 (4-4-1, 0-4 SWC) - 7TH

S25	Stephen F. Austin State	W	25-0
O2	Sam Houston State	W	20-0
O9	Trinity	T	6-6
O16	St. Edward's	W	19-0
O23	Texas (SWC)	L	20-0
O30	Southwestern	W	7-6
N6	SMU (SWC)	L	20-0
N12	at Texas A&M (SWC)	L	20-0
N25	Baylor (SWC)	L	9-7

1927 (2-6-1, 1-3 SWC) - 6TH

S24	at Loyola-New Orleans	L	13-0
O1	Sam Houston State	W	20-13
O8	St. Edward's	T	0-0
O14	at SMU (SWC)	L	34-6
O22	at Texas (SWC)	L	27-0
O29	Southwestern	L	14-12
N5	Centenary	L	33-7
N11	Texas A&M (SWC)	L	14-0
N24	Baylor (SWC)	W	19-12

1928 (2-7, 0-5 SWC) - 7TH**Coach: Claude Rothgeb**

S29	Sam Houston State	W	24-6
O6	St. Edward's	L	31-0
O13	Trinity	W	20-6
O20	at SMU (SWC)	L	53-13
O27	Texas (SWC)	L	13-6
N3	Southwestern	L	14-6
N10	TCU (SWC)	L	7-0
N16	at Texas A&M (SWC)	L	19-0
N29	Baylor (SWC)	L	25-14

JACK MEAGHER**(1929-33)**

The five season Meagher spent at the Rice helm were highlighted by consecutive shutout victories against Texas (1930-31). His overall record was 26-26 (-20 SWC) before leaving to coach at Auburn.

1929 (2-7, 0-5 SWC) - 7TH

S28	Loyola-New Orleans	L	33-0
O5	Sam Houston State	W	7-2
O12	Southwestern	W	14-7
O26	at Texas (SWC)	L	39-0
N2	St. Edward's	L	20-7

N9	at TCU (SWC)	L	24-0
N16	Texas A&M (SWC)	L	26-6
N23	at SMU (SWC)	L	43-0
N30	Baylor (SWC)	L	19-0

1930 (8-4, 2-4 SWC) - 6TH

S20	Southwestern	W	32-6
S27	Sam Houston State	W	13-12
O4	St. Edward's	W	20-0
O11	Arizona	W	21-0
O18	at Arkansas (SWC)	L	7-6
O25	Texas (SWC)	W	6-0
N1	University of South	W	12-0
N8	TCU (SWC)	L	20-0
N15	at Texas A&M (SWC)	W	7-0
N22	SMU (SWC)	L	32-0
N29	at Baylor (SWC)	L	35-14
D6	Iowa State	W	13-7

1931 (6-4, 3-3 SWC) - 6TH

S19	Texas A&M-Kingsville	W	37-0
S26	Sam Houston State	W	32-0
O3	at Oklahoma	L	19-6
O10	at Texas (SWC)	W	7-0
O17	SMU (SWC)	L	21-12
O23	at Arizona	W	32-0

N7	at TCU (SWC)	L	7-6
N14	Texas A&M (SWC)	L	7-0
N21	Arkansas (SWC)	W	26-12
N28	Baylor (SWC)	W	20-0

1932 (7-3, 3-3 SWC) - 3RD

S24	Texas A&M-Kingsville	W	20-0
O1	LSU	W	10-8
O8	at SMU (SWC)	W	13-0
O15	Loyola-New Orleans	W	14-7
O22	Texas (SWC)	L	18-6
O29	Creighton	W	41-7
N5	at Arkansas (SWC)	W	12-7
N11	at Texas A&M (SWC)	L	14-7
N19	TCU (SWC)	L	16-6
N26	at Baylor (SWC)	W	12-0

1933 (3-8, 1-5 SWC) - 7TH

S23	Texas A&M-Kingsville	W	7-0
S30	at LSU	L	13-0
O7	Loyola-New Orleans	W	13-0
O14	SMU (SWC)	L	13-7
O21	at Creighton	L	14-13
O28	at Texas (SWC)	L	18-0
N4	at Santa Clara	L	13-0
N11	Arkansas (SWC)	W	7-6

N18	Texas A&M (SWC)	L	27-0
N25	at TCU (SWC)	L	26-3
D2	at Baylor (SWC)	L	7-6

JIMMY KITTS (1934-39)

Kitts opened his Rice coaching career with a bang, winning the Institute's first Southwest Conference title in 1934. He added another crown in 1937 along with a 28-14 win over Colorado in the second Cotton Bowl, the Owls' first bowl appearance. His six-year record was 33-29-4 (16-18-2 SWC) before leaving to coach at Virginia Tech.

1934 (9-1-1, 5-1 SWC) - 1ST

S22	Loyola-New Orleans	W	12-0
S29	LSU	T	9-9
O6	at Purdue	W	14-0
O13	SMU (SWC)	W	9-0
O20	at Creighton	W	47-13
O27	Texas (SWC)	W	20-9
N3	Texas A&M-Kingsville	W	27-0
N10	at Arkansas (SWC)	W	7-0
N17	at Texas A&M (SWC)	W	25-6
N24	TCU (SWC)	L	7-2
D1	at Baylor (SWC)	W	32-0

1935 (8-3, 3-3 SWC) - 1^{3RD}

S21	St. Mary's (Texas)	W	38-0
S28	at LSU	W	10-7
O5	Duquesne	W	27-7
O12	Creighton	W	14-0
O19	at SMU (SWC)	L	10-0
O26	at Texas (SWC)	W	28-19
N2	at George Washington	W	41-6
N9	Arkansas (SWC)	W	20-7
N16	Texas A&M (SWC)	W	17-10
N23	at TCU (SWC)	L	27-6
N30	Baylor (SWC)	L	6-0

1936 (5-7, 1-5 SWC) - 1^{6TH}

S19	at Texas A&M-Kingsville	W	33-0
S26	at LSU	L	20-7
O2	at Duquesne	L	14-0
O10	Texas A&M (SWC)	L	3-0
O17	at Georgia	W	13-6
O24	Texas (SWC)	W	7-0
O31	George Washington	W	12-6
N7	at Arkansas (SWC)	L	20-14
N14	Sam Houston State	W	34-7
N21	TCU (SWC)	L	13-0
N28	Baylor (SWC)	L	10-7
D5	SMU (SWC)	L	9-0

1937 (6-3-2, 4-1-1 SWC) - 1ST

O2	at Oklahoma	L	6-0
O9	LSU	L	13-0
O16	Tulsa	T	0-0
O23	at Texas (SWC)	W	14-7
O30	#12 Auburn	W	13-7
N6	#16 Arkansas	W	26-20
N13	Texas A&M (SWC)	T	6-6
N20	at TCU (SWC)	L	7-2
N27	Baylor (SWC)	W	13-7
D4	at SMU (SWC)	W	15-7
J1	vs. #16 Colorado (Cotton Bowl)	W	28-14

1938 (4-6, 3-3 SWC) - 4TH

O1	Oklahoma	L	7-6
O8	at LSU	L	3-0
O15	at Tulane	L	26-17
O22	Texas	W	13-7
O29	Auburn	W	14-0
N5	at Arkansas (SWC)	W	3-0
N12	at Texas A&M (SWC)	L	27-0
N19	#2 TCU (SWC)	L	29-7
N26	at Baylor (SWC)	L	27-6
D3	SMU (SWC)	W	25-14

1939 (1-9-1, 0-5-1 SWC) - 7TH

S30	Vanderbilt	L	13-12
O7	Centenary	W	13-0
O14	at LSU	L	7-0
O21	Sam Houston State	L	9-8
O28	at Texas (SWC)	L	26-12
N4	at Fordham	L	13-7
N11	Arkansas (SWC)	T	12-12
N18	at #2 Texas A&M (SWC)	L	19-0
N25	at TCU (SWC)	L	21-0
D2	Baylor (SWC)	L	10-7
D9	at SMU (SWC)	L	13-6

JESS NEELY (1940-66)

Neely and Rice football were synonymous for 27 seasons. The Tennessee gentleman won or tied for Southwest Conference championships in 1946, 1949, 1953 and 1957. The Owls also won two Cotton Bowl games under Neely (1950 and 1954) as well as the 1947 Orange Bowl. Neely was 144-124-10 (86-75-6 SWC) and finished his career as the athletic director at his alma mater, Vanderbilt.

1940 (7-2, 4-2 SWC) - T 3RD

O5	Centenary	W	25-0
O12	LSU	W	23-0
O19	at Tulane	L	15-6
O26	Texas (SWC)	W	13-0
N2	Texas A&M-Kingsville	W	9-6
N9	at Arkansas (SWC)	W	14-7
N16	at #3 Texas A&M (SWC)	L	25-0
N23	TCU (SWC)	W	14-6
N30	Baylor (SWC)	W	21-12
D7	#16 SMU (SWC)	L	7-6

1941 (6-3-1, 3-2-1 SWC) - 4TH

O4	Sam Houston State	W	42-0
O11	Tulane	W	10-9
O18	at LSU	L	27-0
O25	at #2 Texas (SWC)	L	40-0
N1	Centenary	W	54-0
N8	Arkansas (SWC)	W	21-12
N15	#4 Texas A&M (SWC)	L	19-6
N22	at #19 TCU (SWC)	T	0-0
N29	Baylor (SWC)	W	28-14
D6	at SMU (SWC)	W	6-0

1942 (7-2-1, 4-1-1 SWC) - 2ND

S26	Corpus Christi Navy	W	18-7
O3	LSU	W	27-14
O10	at Tulane	L	18-7
O24	#15 Texas (SWC)	L	12-7
O31	Texas Tech	W	19-7
N7	at Arkansas (SWC)	W	40-9
N14	Texas A&M (SWC)	T	0-0
N21	#18 TCU (SWC)	W	21-0
N28	at Baylor (SWC)	W	20-0
D5	SMU (SWC)	W	13-7

1943 (3-7, 2-3 SWC) - T 3RD

S25	Randolph Field	L	6-0
O2	at LSU	L	20-7
O9	Tulane	L	33-0
O16	at SMU (SWC)	L	12-0
O23	at #16 Texas (SWC)	L	58-0
O30	Texas Tech	W	13-0
N6	Arkansas (SWC)	W	20-7
N13	#14 Texas A&M (SWC)	L	20-0
N20	at TCU (SWC)	W	13-6
N27	Southwestern	L	21-7

1944 (5-6, 2-3 SWC) - T 3RD

S23	Galveston AAF	W	57-0
S30	Randolph Field	L	59-0
O7	LSU	W	14-13
O14	at Tulane	L	21-0
O21	SMU (SWC)	W	21-0
O28	Texas (SWC)	W	7-0
N4	Texas Tech	L	13-7
N11	at Arkansas (SWC)	L	12-7
N18	Texas A&M (SWC)	L	19-7
N25	TCU (SWC)	L	9-6
D2	Southwestern	W	18-7

1945 (5-6, 3-3 SWC) - T 3RD

S22	Corpus Christi Navy	L	26-13
S29	at LSU	L	42-0
O6	Southwestern	L	13-7
O13	Tulane	W	13-7
O20	at SMU (SWC)	L	21-18
O27	at #9 Texas (SWC)	W	7-6
N3	Texas Tech	W	13-0
N10	Arkansas (SWC)	W	26-7
N17	Texas A&M (SWC)	W	6-0
N24	at TCU (SWC)	L	14-13
D1	Baylor (SWC)	L	17-14

1946 (9-2, 5-1 SWC) - 1ST

S28	LSU	L	7-6
O5	Southwestern	W	48-0
O12	at Tulane	W	25-6
O19	SMU (SWC)	W	21-7
O26	#3 Texas (SWC)	W	18-7
N2	Texas Tech	W	41-6
N9	at Arkansas (SWC-LR)	L	7-0
N16	at Texas A&M (SWC)	W	27-10
N23	TCU (SWC)	W	13-0
N30	Baylor (SWC)	W	38-6
J1	vs. #8 Tennessee (Orange Bowl)	W	8-0

1947 (6-3-1, 4-2 SWC) - 3RD

S27	at LSU	L	21-14
O4	at Southern California	T	7-7
O11	Tulane	W	33-0
O18	at SMU (SWC)	L	14-0
O25	at #3 Texas (SWC)	L	12-0
N1	Texas Tech	W	40-7
N8	Arkansas (SWC)	W	26-7
N15	Texas A&M (SWC)	W	41-7
N22	at TCU (SWC)	W	7-0
N29	Baylor (SWC)	W	34-6

1948 (5-4-1, 3-2-1 SWC) - T 3RD

S25	Sam Houston State	W	46-0
O2	LSU	L	26-13
O9	at Southern California	L	7-0
O16	#14 SMU (SWC)	L	33-7
O23	Texas (SWC)	L	20-7
O30	at Texas Tech	W	14-7
N6	at Arkansas (SWC)	W	25-6
N13	at Texas A&M (SWC)	W	28-6
N20	TCU (SWC)	W	21-7
N27	at Baylor (SWC)	T	7-7

1949 (10-1, 6-0 SWC) - 1ST

S24	Clemson	W	33-7
O1	at LSU	L	14-7
O8	New Mexico	W	55-0
O15	at #10 SMU (SWC)	W	41-27
O22	at #10 Texas (SWC)	W	17-15
O29	Texas Tech	W	28-0
N5	Arkansas (SWC)	W	14-0
N12	Texas A&M (SWC)	W	13-0
N19	at TCU (SWC)	W	20-14
N26	#9 Baylor (SWC)	W	21-7
J1	vs. #19 North Carolina (Cotton Bowl)	W	27-13

1950 (6-4, 2-4 SWC) - T 5TH

S30	Santa Clara	W	27-7
O7	LSU	W	35-20
O14	at Pittsburgh	W	14-7
O21	#3 SMU (SWC)	L	42-21
O28	#7 Texas (SWC)	L	35-7
N4	Texas Tech	W	13-7
N11	at Arkansas (SWC)	W	9-6
N18	at #12 Texas A&M (SWC)	W	21-13
N25	TCU (SWC)	L	26-14
D2	at Baylor (SWC)	L	33-7

1951 (5-5, 3-3 SWC) - T 3RD

S29	Clemson	L	20-14
O6	at LSU	L	14-6
O13	Navy	W	21-14
O20	at #15 SMU (SWC)	W	28-7
O27	at #10 Texas (SWC)	L	14-6
N3	Pittsburgh	W	21-13
N10	#20 Arkansas (SWC)	W	10-0
N17	Texas A&M (SWC)	W	6-0
N24	at TCU (SWC)	L	22-6
D1	#9 Baylor (SWC)	L	34-13

1952 (5-5, 4-2 SWC) - 2ND

S27	Texas Tech	W	34-7
O4	LSU	L	27-7
O11	at #11 UCLA	L	20-0
O18	SMU (SWC)	L	21-14
O25	#20 Texas (SWC)	L	20-7
N1	#18 Wisconsin	L	21-7
N8	at Arkansas (SWC)	W	35-33
N15	at Texas A&M (SWC)	W	15-6
N22	TCU (SWC)	W	12-6
N29	at Baylor (SWC)	W	20-14

1953 (9-2, 5-1 SWC) - T 1ST

S19	#15 Florida	W	20-16
O3	at Cornell	W	28-7
O10	Hardin-Simmons	W	40-0
O17	at SMU (SWC)	L	12-7
O24	at Texas (SWC)	W	18-13
O31	#19 Kentucky	L	19-13
N7	Arkansas (SWC)	W	47-0
N14	Texas A&M (SWC)	W	34-7
N21	at TCU (SWC)	W	19-6
N28	#17 Baylor (SWC)	W	41-19
J1	vs. Alabama (Cotton Bowl)	W	28-6

1954 (7-3, 4-2 SWC) - T 3RD

S18	Florida	W	34-14
O2	Cornell	W	41-20
O9	at #3 Wisconsin	L	13-7
O16	SMU (SWC)	L	20-6
O23	Texas (SWC)	W	13-7
O30	Vanderbilt	W	34-13
N6	at #4 Arkansas (SWC-LR)	L	28-15
N13	at Texas A&M (SWC)	W	29-19
N20	TCU (SWC)	W	6-0
N27	at #9 Baylor (SWC)	W	20-14

1955 (2-7-1, 0-6 SWC) - 7TH

S24	Alabama	W	20-0
O1	LSU	T	0-0
O8	#16 Clemson	W	21-7
O15	at SMU (SWC)	L	20-0
O22	at Texas (SWC)	L	32-14
O29	at Kentucky	L	20-16
N5	Arkansas (SWC)	L	10-0
N12	#9 Texas A&M (SWC)	L	20-12
N19	at #7 TCU (SWC)	L	35-0
N26	Baylor (SWC)	L	15-7

1956 (4-6, 1-5 SWC) - 6TH

S22	Alabama	W	20-13
O6	LSU	W	23-14
O13	at Florida	L	7-0
O20	SMU (SWC)	L	14-13
O27	Texas (SWC)	W	28-7
N3	Utah	W	27-0
N10	at Arkansas (SWC)	L	27-12
N17	at #5 Texas A&M (SWC)	L	21-7
N24	#18 TCU (SWC)	L	20-17
D1	at #15 Baylor (SWC)	L	46-13

1957 (7-4, 5-1 SWC) - 1ST

S21	at LSU	W	20-14
O5	#17 Stanford	W	34-7
O12	#5 Duke	L	7-6
O19	at SMU (SWC)	W	27-21
O26	at #19 Texas (SWC)	L	19-14
N2	Clemson	L	20-7
N9	#12 Arkansas (SWC)	W	13-7
N16	#1 Texas A&M (SWC)	W	7-6
N23	at TCU (SWC)	W	20-0
N30	Baylor (SWC)	W	20-0
J1	vs. #8 Navy (Cotton Bowl)	L	20-7

1958 (5-5, 4-2 SWC) - T 2ND

S20	LSU	L	26-6
S27	at Stanford	W	30-7
O4	#14 Purdue	L	24-0
O11	at Arkansas (SWC)	W	24-0
O18	at #16 SMU (SWC)	W	13-7
O25	#4 Texas (SWC)	W	34-7
N8	#3 Army	L	14-7
N15	Texas A&M (SWC)	L	28-21
N22	#7 TCU (SWC)	L	22-10
N29	at Baylor (SWC)	W	33-21

1959 (1-7-2, 1-4-1 SWC) - 6TH

S19	at #1 LSU	L	26-3
O3	at Duke	L	24-7
O10	#17 Florida	T	13-13
O17	#15 SMU (SWC)	T	13-13
O24	at #3 Texas (SWC)	L	28-6
O31	#12 Clemson	L	19-0
N7	#16 Arkansas (SWC)	L	14-10
N14	Texas A&M (SWC)	W	7-2
N21	at #10 TCU (SWC)	L	35-6
N28	Baylor (SWC)	L	23-21

1960 (7-4, 5-2 SWC) - 1²ND

S24	#13 Georgia Tech	L	16-13
O1	Tulane	W	10-7
O8	vs. #18 Florida (Miami)	W	10-0
O15	at SMU (SWC)	W	47-10
O22	#16 Texas (SWC)	W	7-0
O29	Texas Tech (SWC)	W	30-6
N5	at #16 Arkansas (SWC-LR)	L	3-0
N12	Texas A&M (SWC)	W	21-14
N19	TCU (SWC)	W	23-0
N26	at #19 Baylor (SWC)	L	12-7
J1	vs. #3 Mississippi (Sugar Bowl)	L	14-6

1961 (7-4, 5-2 SWC) - 1³RD

S23	#5 LSU	W	16-3
S30	at Georgia Tech	L	24-0
O14	Florida	W	19-10
O21	SMU (SWC)	W	10-0
O28	at #3 Texas (SWC)	L	34-7
N4	at Texas Tech (SWC)	W	42-7
N11	Arkansas (SWC)	L	10-0
N18	Texas A&M (SWC)	W	21-7
N25	at TCU (SWC)	W	35-16
D2	Baylor (SWC)	W	26-14
D16	vs. Kansas (Bluebonnet Bowl)	L	33-7

1962 (2-6-2, 2-4-1 SWC) - 6TH

S29	at #5 LSU	T	6-6
O6	#4 Penn State	L	18-7
O13	Oregon	L	31-12
O20	at SMU (SWC)	L	15-7
O27	#1 Texas (SWC)	T	14-14
N3	Texas Tech (SWC)	W	14-0
N10	at #6 Arkansas (SWC)	L	28-14
N17	Texas A&M (SWC)	W	23-3
N24	TCU (SWC)	L	30-7
D1	at Baylor (SWC)	L	28-15

1963 (6-4, 4-3 SWC) - 3RD

S28	LSU	W	21-12
O5	at Penn State	L	28-7
O12	Stanford	W	23-13
O19	SMU (SWC)	W	13-7
O26	at #1 Texas (SWC)	L	10-6
N2	at Texas Tech (SWC)	W	17-3
N9	Arkansas (SWC)	W	7-0
N16	Texas A&M (SWC)	L	13-6
N30	Baylor (SWC)	L	21-12
D7	at TCU (SWC)	W	33-7

1964 (4-5-1, 3-3-1 SWC) - 1⁴TH

S26	LSU	L	3-0
O3	West Virginia	W	24-0
O10	at Stanford	L	34-7
O17	at SMU (SWC)	W	7-6
O24	#6 Texas (SWC)	L	6-3
O31	Texas Tech (SWC)	T	6-6
N7	at #4 Arkansas (SWC)	L	21-0
N14	Texas A&M (SWC)	W	19-8
N21	TCU (SWC)	W	31-0
N28	at Baylor (SWC)	L	27-20

1965 (2-8, 1-6 SWC) - 1⁷TH

S18	Louisiana Tech	W	14-0
S25	at #7 LSU	L	42-14
O2	Duke	L	41-21
O16	SMU (SWC)	L	17-14
O23	at #5 Texas (SWC)	W	20-17
O30	at Texas Tech (SWC)	L	27-0
N6	#2 Arkansas (SWC)	L	31-0
N13	Texas A&M (SWC)	L	14-13
N20	at TCU (SWC)	L	42-14
N27	Baylor (SWC)	L	17-14

1966 (2-8, 1-6 SWC) - 8TH

S24	LSU	W	17-15
O1	at #10 Tennessee	L	23-3
O8	#2 UCLA	L	27-24
O15	at SMU (SWC)	L	28-24
O22	Texas (SWC)	L	14-6
O29	Texas Tech (SWC)	L	35-19
N5	at #8 Arkansas (SWC-LR)	L	31-20
N12	Texas A&M (SWC)	L	7-6
N19	TCU (SWC)	W	21-10
N26	at Baylor (SWC)	L	21-14

**BO HAGAN
(1967-70)**

Hagan spent 11 seasons as Rice University's backfield coach before succeeding Jess Neely as head coach and athletic director in 1967. His 1970 team won its final three seasons to finish at 5-5 for the year. Hagan's four-year record was 12-27-1 (7-21 SWC).

1967 (4-6, 2-5 SWC) - 7TH

S23	at LSU	L	20-14
S30	Navy	W	21-7
O14	Northwestern	W	50-6
O21	SMU (SWC)	W	14-10
O28	at Texas (SWC)	L	28-6
N4	at Texas Tech (SWC)	L	24-10
N11	Arkansas (SWC)	L	23-9
N18	Texas A&M (SWC)	L	18-3
N25	at TCU (SWC)	L	14-10
D2	Baylor (SWC)	W	27-25

1968 (0-9-1, 0-7 SWC) - 8TH

S21	at Washington	T	35-35
S28	#14 LSU	L	21-7
O5	#15 Tennessee	L	52-0
O19	at SMU (SWC)	L	32-24
O26	#13 Texas (SWC)	L	38-14
N2	Texas Tech (SWC)	L	38-15
N9	at #14 Arkansas (SWC)	L	46-21
N16	at Texas A&M (SWC)	L	24-14
N23	TCU (SWC)	L	24-14
N30	at Baylor (SWC)	L	16-7

1969 (3-7, 2-5 SWC) - 16TH

S20	Virginia Military	W	55-0
S27	LSU	L	42-0
O4	at California	L	31-12
O18	SMU (SWC)	L	34-14
O25	at #2 Texas (SWC)	L	31-0
N1	at Texas Tech (SWC)	L	24-14
N8	#4 Arkansas (SWC)	L	30-8
N15	Texas A&M (SWC)	W	7-6
N22	at TCU (SWC)	L	21-17
N29	Baylor (SWC)	W	34-6

1970 (5-5, 3-4 SWC) - 14TH

S19	Virginia Military	W	42-0
S26	at LSU	L	24-0
O3	California	W	28-0
O17	at SMU (SWC)	L	10-0
O24	#2 Texas (SWC)	L	45-21
O31	Texas Tech (SWC)	L	3-0
N7	at #7 Arkansas (SWC)	L	38-14
N14	at Texas A&M (SWC)	W	18-17
N21	TCU (SWC)	W	17-15
N28	at Baylor (SWC)	W	28-23

BILL PETERSON**(1971)**

"The Coach of Coaches" spent just one year at Rice following a successful tenure at Florida State. After the 1971 season, Peterson was named head coach of the NFL's Houston Oilers. His coaching tree consists of legends Bobby Bowden, Joe Gibbs, Bill Parcells and Don James.

1971 (3-7-1, 2-4-1 SWC) - 6TH

S11	Houston	L	23-21
S18	#17 Southern California	L	24-0
S25	Tulane	W	14-0
O2	at #16 LSU	L	38-3
O16	SMU (SWC)	L	16-10
O23	at #16 Texas (SWC)	L	39-10
O30	at Texas Tech (SWC)	W	9-7
N6	#16 Arkansas (SWC)	T	24-24
N13	Texas A&M (SWC)	L	18-13
N20	at TCU (SWC)	L	20-19
N27	Baylor (SWC)	W	23-0

AL CONOVER**(1972-75)**

One of Rice's most colorful coaches, Conover led the Owls to a 4-3 SWC mark in 1973, a conference record that was unequaled until 1994. His 1972 team finished 5-5-1, including the Owls' first win over Houston. His four-year record was 14-28-1 (10-18 SWC).

1972 (5-5-1, 3-4 SWC) - 14TH

S9	Houston	W	14-13
S23	Clemson	W	29-10
S30	at Georgia Tech	T	36-36
O7	#8 LSU	L	12-6
O21	at SMU (SWC)	L	29-14
O28	#10 Texas (SWC)	L	45-9
N4	#18 Texas Tech (SWC)	L	10-6
N11	at Arkansas (SWC-LR)	W	23-20
N18	at Texas A&M (SWC)	W	20-14
N25	TCU (SWC)	W	25-21
D2	at Baylor (SWC)	L	28-14

1973 (5-6, 4-3 SWC) - 3RD

S15	at #18 Houston	L	24-6
S22	Montana	W	21-10
S29	at #10 LSU	L	24-9
O13	#9 Notre Dame	L	28-0
O20	SMU (SWC)	L	27-16
O27	at #19 Texas (SWC)	L	55-13
N3	at #15 Texas Tech (SWC)	L	19-6
N10	Arkansas (SWC)	W	17-7
N17	Texas A&M (SWC)	W	24-20
N24	at TCU (SWC)	W	14-9
D1	Baylor (SWC)	W	27-0

1974 (2-8-1, 2-5 SWC) - 5TH

S14	#19 Houston	L	21-0
S21	Cincinnati	L	28-21
S28	#17 LSU	T	10-10
O12	at #6 Notre Dame	L	10-3
O19	at SMU (SWC)	L	19-14
O26	#13 Texas (SWC)	L	27-6
N2	Texas Tech (SWC)	W	21-7
N9	at Arkansas (SWC)	L	25-6
N16	at #10 Texas A&M (SWC)	L	37-7
N23	TCU (SWC)	W	26-14
N30	at #16 Baylor (SWC)	L	24-3

1975 (2-9, 1-6 SWC) - 7TH

S13	at Houston	W	24-7
S20	Vanderbilt	L	9-6
S27	at LSU (Shreveport)	L	16-13
O11	Mississippi State	L	28-14
O18	SMU (SWC)	W	28-17
O25	at #8 Texas (SWC)	L	41-9
N1	at Texas Tech (SWC)	L	28-24
N8	Arkansas (SWC)	L	20-16
N15	#3 Texas A&M (SWC)	L	33-14
N22	at TCU (SWC)	L	28-21
N29	Baylor (SWC)	L	25-7

HOMER RICE**(1976-77)**

Homer Rice and Tommy Kramer combined for the school's most explosive offense in 1976, finishing among the nation's leaders in passing. Rice's two-year record was 4-18-0 (2-14 SWC). He retired as the athletic director at Georgia Tech in 1997.

1976 (3-8, 2-6 SWC) - 17TH

S18	Utah	W	43-22
S25	at #15 LSU	L	31-0
O2	Texas (SWC)	L	42-15
O9	at TCU (SWC)	W	26-23
O16	#10 Texas Tech (SWC)	L	37-13
O23	at Texas A&M (SWC)	L	57-34
O30	at #14 Arkansas (SWC)	L	41-16
N6	SMU (SWC)	W	41-34
N13	Baylor (SWC)	L	38-6
N20	at Florida	L	50-22
N27	#7 Houston (SWC)	L	42-20

1977 (1-10, 0-8 SWC) - 9TH

S10	Idaho	W	31-10
S17	#19 Florida	L	48-3
S24	at LSU	L	77-0
O1	at #8 Texas (SWC)	L	72-15
O8	TCU (SWC)	L	35-15
O15	at #15 Texas Tech (SWC)	L	42-7
O22	#12 Texas A&M (SWC)	L	28-14
O29	#8 Arkansas (SWC)	L	30-7
N5	at SMU (SWC)	L	41-24
N12	at Baylor (SWC)	L	24-14
N26	Houston (SWC)	L	51-21

RAY ALBORN**(1978-83)**

Alborn was the first Rice graduate to become head coach at his alma mater. The highlight of his six-year tenure was a 5-6 season in 1980 during which the Owls won at TCU, Texas A&M, Arkansas and Houston. Alborn's overall record was 13-53 (9-39 SWC). He retired from coaching in 2002 as head coach at Lamar Consolidated High School in Rosenberg.

1978 (2-9, 2-6 SWC) - 8TH

S9	#20 Iowa State	L	23-19
S16	#7 Texas (SWC)	L	34-0
S23	at #3 Oklahoma	L	66-7
S30	#11 LSU	L	37-7
O14	at TCU (SWC)	W	21-14
O21	Texas Tech (SWC)	L	42-28
O28	at Texas A&M (SWC)	L	38-21
N4	at #17 Arkansas (SWC)	L	37-7
N11	SMU (SWC)	L	58-0
N18	Baylor (SWC)	W	24-10
D2	at #9 Houston (SWC)	L	49-25

1979 (1-10, 0-8 SWC) - 9TH

S8	at SMU (SWC)	L	35-17
S15	Tulane	W	21-17
S22	at LSU	L	45-3
S29	#3 Oklahoma	L	63-21
O6	at #4 Texas (SWC)	L	26-9
O13	TCU (SWC)	L	17-7
O20	at Texas Tech (SWC)	L	30-7
O27	Texas A&M (SWC)	L	41-15
N3	#9 Arkansas (SWC)	L	34-7
N17	at #20 Baylor (SWC)	L	45-14
D1	#10 Houston (SWC)	L	63-0

1980 (5-6, 4-4 SWC) - 14TH

S13	at Clemson	L	19-3
S20	at Tulane	L	35-20
S27	LSU	W	17-7
O4	#5 Texas (SWC)	L	41-28
O11	at TCU (SWC)	W	28-24
O18	Texas Tech (SWC)	L	10-3
O25	at Texas A&M (SWC)	W	10-6
N1	at Arkansas (SWC-LR)	W	17-16
N8	#18 SMU (SWC)	L	34-14
N15	#12 Baylor (SWC)	L	16-6
N29	at Houston (SWC)	W	35-7

1981 (4-7, 3-5 SWC) - 16TH

S12	at #8 Texas (SWC)	L	31-3
S19	at Missouri	L	42-10
S26	at LSU	L	24-14
O3	Tulane	W	20-16
O10	TCU (SWC)	W	41-28
O17	at Texas Tech (SWC)	W	30-23
O24	Texas A&M (SWC)	L	51-26
O31	#20 Arkansas (SWC)	L	41-7
N7	at #10 SMU (SWC)	L	33-12
N14	at Baylor (SWC)	W	17-14
N28	Houston (SWC)	L	40-3

1982 (0-11, 0-8 SWC) - 9TH

S11	Louisiana-Lafayette	L	21-14
S18	at Tulane	L	30-6
S25	at LSU	L	56-13
O2	#15 Texas (SWC)	L	34-7
O9	at TCU (SWC)	L	24-16
O16	Texas Tech (SWC)	L	23-21
O23	at Texas A&M (SWC)	L	49-7
O30	at Arkansas (SWC)	L	24-6
N6	#2 SMU (SWC)	L	41-14
N13	Baylor (SWC)	L	35-13
N27	at Houston (SWC)	L	28-21

1983 (1-10, 0-8 SWC) - 9TH

S1	Houston (SWC)	L	45-14
S10	Minnesota	L	21-17
S17	LSU	L	24-10
S24	Louisiana-Lafayette	W	22-21
O1	at #2 Texas (SWC)	L	42-6
O8	TCU (SWC)	L	34-3
O15	at Texas Tech (SWC)	L	14-3
O22	Texas A&M (SWC)	L	29-10
O29	at Arkansas (SWC-LR)	L	35-0
N5	at #8 SMU (SWC)	L	20-6
N12	at Baylor (SWC)	L	48-14

WATSON BROWN (1984-85)

The older brother of former Texas coach Mack Brown, Watson brought more offensive fireworks during his two-year tenure at Rice. The highlights of his reign included SWC wins over TCU and Texas Tech. Brown's two-year record was 4-18 (2-14 SWC). Brown is currently the head coach at Tennessee Tech.

1984 (1-10, 0-8 SWC) - 9TH

S8	at Minnesota	L	31-24
S22	Lamar	W	36-19
S29	at #16 Miami (Fla.)	L	38-3
O6	#1 Texas (SWC)	L	38-13
O13	at TCU (SWC)	L	45-24
O20	Texas Tech (SWC)	L	30-10
O27	at Texas A&M (SWC)	L	38-14
N3	at Arkansas (SWC-Little Rock)	L	28-6
N10	#17 SMU (SWC)	L	31-17
N17	Baylor (SWC)	L	46-40
D1	at Houston (SWC)	L	38-26

1985 (3-8, 2-6 SWC) - 6TH

S14	Miami (Fla.)	L	48-20
S21	at Air Force	L	59-17

S28	Lamar	W	29-28
O5	at #20 Texas (SWC)	L	44-16
O12	TCU (SWC)	W	34-27
O19	at Texas Tech (SWC)	W	29-27
O26	Texas A&M (SWC)	L	43-28
N2	#14 Arkansas (SWC)	L	30-15
N9	at SMU (SWC)	L	40-15
N16	at #17 Baylor (SWC)	L	34-10
N30	Houston (SWC)	L	24-20

JERRY BERNDT (1986-88)

Berndt's 1987 squad produced one of the best offensive totals at the time in Rice history. Berndt notched a 6-27 record in his three years at Rice (2-20 SWC). After Rice, he was an assistant coach at Missouri until retiring in 1999.

1986 (4-7, 2-6 SWC) - 6TH

S6	Lamar	W	28-14
S13	SMU (SWC)	L	45-3
S20	Texas State	L	31-6
O4	Texas (SWC)	L	17-14
O11	at TCU (SWC)	W	37-31
O18	Texas Tech (SWC)	L	49-21
O25	at #10 Texas A&M (SWC)	L	45-10

N1	at #13 Arkansas (SWC)	L	45-14
N15	#18 Baylor (SWC)	L	23-17
N22	Air Force	W	21-17
N29	at Houston (SWC)	W	14-13

1987 (2-9, 0-7 SWC) - 7TH

S5	Lamar	W	34-30
S12	at Indiana	L	35-13
S19	at #7 LSU	L	49-16
S26	Texas State	W	38-28
O3	at Texas (SWC)	L	45-26
O10	TCU (SWC)	L	30-16
O17	at Texas Tech (SWC)	L	59-7
O24	Texas A&M (SWC)	L	34-21
O31	Arkansas (SWC)	L	38-14
N14	at Baylor (SWC)	L	34-31
N28	Houston (SWC)	L	45-21

1988 (0-11, 0-7 SWC) - 7TH

S10	Indiana	L	41-14
S24	at Louisiana-Lafayette	L	41-16
O1	Texas (SWC)	L	20-13
O8	at TCU (SWC)	L	21-10
O15	Texas Tech (SWC)	L	38-36
O22	at Texas A&M (SWC)	L	24-10
O29	at #11 Arkansas (SWC-LR)	L	21-14

N5	at #1 Notre Dame	L	54-11
N12	Baylor (SWC)	L	20-10
N19	North Texas	L	33-17
N26	at #14 Houston (SWC)	L	45-14

FRED GOLDSMITH (1989-93)

Goldsmith began the current resurgence in Rice Football. His first game, a 35-6 win over SMU in 1989, broke an 18-game losing streak. His 1992 and 1993 teams went 6-5, Rice's first winning seasons since 1963. Goldsmith's four-year record was 23-31-1 (14-24 SWC). He now coaches at Division II Lenoir Rhyne College.

1989 (2-8-1, 2-6 SWC) - 16TH

S2	at SMU (SWC)	W	35-6
S9	at Tulane	L	20-19
S23	Louisiana-Lafayette	L	18-3
S30	at Wake Forest	T	17-17
O7	at Texas (SWC)	L	31-30
O14	TCU (SWC)	L	30-16
O21	at Texas Tech	L	43-25
O28	#21 Texas A&M (SWC)	L	45-7
N4	#11 Arkansas (SWC)	L	38-17
N18	at Baylor (SWC)	W	6-3
D2	#13 Houston (SWC)	L	64-0

1990 (5-6, 3-5 SWC) - 14TH

S1	Wake Forest	W	33-17
S8	Tulane	L	21-10
S22	Northwestern	W	31-14
S29	at #13 Houston (SWC)	L	24-22
O6	Texas (SWC)	L	26-10
O13	at TCU (SWC)	L	38-28
O20	Texas Tech (SWC)	W	42-21
O27	at Texas A&M (SWC)	L	41-15
N3	at Arkansas (SWC-LR)	W	19-11
N10	SMU (SWC)	W	30-28
N17	Baylor (SWC)	L	17-16

1991 (4-7, 2-6 SWC) - 8TH

S14	at Northwestern	W	36-7
S21	at Tulane	W	28-19
S28	Iowa State	L	28-27
O5	at Texas (SWC)	L	28-7
O12	at #8 Baylor (SWC)	W	20-17
O19	TCU (SWC)	L	39-28
O26	at Texas Tech (SWC)	L	40-20
N2	#12 Texas A&M (SWC)	L	38-21
N9	at SMU (SWC)	W	31-10
N16	Houston (SWC)	L	41-21
N23	at Arkansas (SWC-LR)	L	20-0

1992 (6-5, 4-3 SWC) - 1^{2ND}

S5	at Air Force	L	30-21
S19	at Duke	L	17-12
S26	Sam Houston State	W	45-14
O3	Texas (SWC)	L	23-21
O10	SMU (SWC)	W	28-13
O17	at #5 Texas A&M (SWC)	L	35-9
O24	at TCU (SWC)	W	29-12
N7	Texas Tech (SWC)	W	34-3
N14	Baylor (SWC)	W	34-31
N21	Navy	W	27-22
N28	at Houston (SWC)	L	61-34

1993 (6-5, 3-4 SWC) - 1^{4TH}

S4	at #18 Ohio State	L	34-7
S11	Tulane	W	34-0
S18	Sam Houston State	W	14-13
S25	Iowa State	W	49-21
O2	at Texas (SWC)	L	55-38
O9	TCU (SWC)	W	34-19
O16	at Texas Tech (SWC)	L	45-16
O23	#11 Texas A&M (SWC)	L	38-10
N6	at SMU (SWC)	W	31-24
N13	at Baylor (SWC)	L	38-14
N26	Houston (SWC)	W	37-7

KEN HATFIELD**(1994-2005)**

Hatfield followed his former aid, Fred Goldsmith, as the Owls' head coach. Like Jimmy Kitts some 60 years before him, Hatfield won an SWC title in his first season. It was Rice's first conference title since 1957 and was highlighted by a 19-17 victory over Texas. The Owls' previous win over Texas came in 1965. Hatfield ushered the Owls into the WAC and his 1996 and '97 teams both went 7-4. It was the Owls' first consecutive seven-win seasons since 1960-61. In 2001, the Owls' 6-1 start was their best since 1949. The Owls were 55-78-1 under Hatfield.

1994 (5-6, 4-3 SWC) - 1^{1ST}

S10	Tulane	L	15-13
S17	at Kansas State	L	27-18
S24	at Iowa State	W	28-18
O8	Texas Tech (SWC)	W	24-21
O16	#12 Texas (SWC)	W	19-17
O22	at #6 Texas A&M (SWC)	L	7-0
O29	at TCU (SWC)	L	27-25
N5	SMU (SWC)	W	17-10
N12	Baylor (SWC)	L	19-14
N19	at Navy	L	29-17
N26	at Houston (SWC)	W	31-13

1995 (2-8-1, 1-6 SWC) - 1^{7TH}

S2	UNLV	W	38-0
S16	Tulane	L	17-15
S23	at #18 LSU	L	52-7
S30	at Army	T	21-21
O7	at #20 Texas (SWC)	L	37-13
O14	TCU (SWC)	L	33-28
O21	at #25 Texas Tech (SWC)	L	31-26
O28	at SMU (SWC)	W	34-24
N9	#18 Texas A&M (SWC)	L	17-10
N18	at Baylor (SWC)	L	34-6
D2	Houston (SWC)	L	18-17

1996 (7-4, 6-2 WAC) - 1^{2ND Mtn. Div.}

S7	at #10 Ohio State	L	70-7
S14	at Tulane	W	21-14
S21	Kansas State	L	34-7
S28	at Air Force (WAC)	L	45-17
O5	at New Mexico (WAC)	W	38-21
O19	SMU (WAC)	W	35-17
O26	at UTEP (WAC)	W	48-21
N2	#20 Utah (WAC)	W	51-10
N9	at #12 BYU (WAC)	L	49-0
N16	at TCU (WAC)	W	30-17
N23	Tulsa (WAC)	W	42-14

1997 (7-4, 5-3 WAC) - 1^{2ND Mtn. Div.}

S6	Air Force (WAC)	L	41-12
S13	at Tulane	W	30-24
S20	at Northwestern	W	40-34
S27	Texas	L	38-31
O4	at Tulsa (WAC)	W	42-24
O11	#21 BYU (WAC)	W	27-14
O18	at New Mexico (WAC)	W	35-23
N1	at SMU (WAC)	L	24-6
N8	TCU (WAC)	W	38-19
N15	at Utah (WAC)	L	31-14
N22	UTEP (WAC)	W	31-13

1998 (5-6, 5-3 WAC) - 1^{3RD Mtn. Div.}

S5	SMU (WAC)	OTW	23-17
S12	at Purdue	L	21-19
S19	Northwestern	L	23-14
S26	at Texas	L	59-21
O10	at San Jose State (WAC)	L	20-17
O17	Tulsa (WAC)	W	14-10
O24	at Wyoming (WAC)	L	34-24
O31	Colorado State (WAC)	W	35-23
N7	at TCU (WAC)	W	14-12
N14	UNLV (WAC)	W	38-16
N21	at #20 Air Force (WAC)	L	22-16

1999 (5-6, 4-3 WAC) - 4TH

S4	at Houston	L	28-3
S11	at #6 Michigan	L	37-3
S18	at Texas	L	18-13
S25	Navy	W	20-17
O2	at Tulsa (WAC)	W	20-10
O9	at Hawai'i (WAC)	W	38-19
O16	San Jose State (WAC)	W	49-7
O23	TCU (WAC)	W	42-21
O30	at SMU (WAC)	L	27-2
N6	at Fresno State (WAC)	L	47-18
N13	UTEP (WAC)	L	30-29

2000 (3-8, 2-6) - 1^{6TH}

S2	Houston	OTW	30-27
S9	at #3 Michigan	L	38-7
S16	Tulsa (WAC)	L	23-16
S23	at #17 Oklahoma	L	42-14
S30	at San Jose State (WAC)	L	29-16
O5	Fresno State (WAC)	L	27-24
O21	Hawai'i (WAC)	W	38-13
O28	at #11 TCU (WAC)	L	37-0
N4	SMU (WAC)	W	43-14
N11	at UTEP (WAC)	L	38-21
N18	at Nevada (WAC)	L	34-28

2001 (8-4, 5-3 WAC) - T 4TH

S1	at Houston	W	21-14
S8	Duke	W	15-13
S20	at #4 Nebraska	L	48-3
S29	at Hawai'i (WAC)	W	27-24
O6	Boise State (WAC)	W	45-14
O13	at Navy	W	21-13
O20	Nevada (WAC)	(OT)W	33-30
O27	at Louisiana Tech (WAC)	(OT)L	41-38
N3	at Fresno State (WAC)	L	52-24
N10	Tulsa (WAC)	W	59-32
N17	UTEP (WAC)	W	27-17
N24	at SMU (WAC)	L	37-20

2002 (4-7, 3-5 WAC) - T 6TH

A31	Houston	L	24-10
S7	at #15 Michigan State	L	27-10
S21	at Nevada (WAC)	L	31-21
S28	Fresno State (WAC)	L	31-28
O5	Louisiana Tech (WAC-Reliant)	W	37-20
O12	at Navy	W	17-10
O19	at UTEP (WAC)	L	38-35
O26	SMU (WAC)	W	27-15
N2	at Tulsa (WAC)	W	33-18
N9	at Boise State (WAC)	L	49-7
N16	Hawai'i (WAC)	L	33-28

2003 (5-7, 3-5 WAC) - T 4TH

A30	at Houston	L	48-14
S13	at Duke	OTL	27-24
S20	#13 Texas (Reliant)	L	48-7
S27	at Hawai'i (WAC)	L	41-21
O4	San Jose State (WAC)	W	28-24
O18	Navy	L	38-6
O25	at Fresno State (WAC)	L	31-28
N1	Nevada (WAC)	W	52-42
N8	Tulsa (WAC)	L	31-28
N15	at SMU (WAC)	W	41-20
N22	UTEP (WAC)	W	45-14
N27	at Louisiana Tech (WAC)	W	49-14

2004 (3-8, 2-6 WAC) - 9TH

S5	Houston (Reliant)	W	10-7
S18	Hawai'i (WAC)	W	41-29
S25	at #5 Texas	L	35-13
O2	at San Jose State (WAC)	L	70-63
O9	SMU (WAC)	W	44-10
O16	at Nevada (WAC)	L	35-10
O23	at Navy	L	14-13
O30	at Tulsa (WAC)	L	39-22
N6	Fresno State (WAC)	L	52-21
N13	at #23 UTEP (WAC)	2OTL	35-28
N29	Louisiana Tech (WAC-Reliant)	L	51-14

2005 (1-10, 1-7 C-USA) - T 5TH WEST

S10	at UCLA	L	63-21
S17	at #2 Texas	L	51-10
O1	at UAB (C-USA)	L	45-26
O8	at East Carolina (C-USA)	L	41-28
O15	Tulsa (C-USA)	L	41-21
O22	Navy	L	41-9
O29	UTEP (C-USA)	L	38-31
N5	at SMU (C-USA)	L	27-7
N12	Tulane (C-USA)	W	42-34
N19	UCF (C-USA)	L	31-28
N26	at Houston (C-USA)	L	35-18

**TODD GRAHAM
(2006)**

Graham's one season at Rice proved to be a season to remember. The Owls survived a 1-5 start to win six straight games to earn their first bowl bid since 1961.

2006 (7-6, 6-2 C-USA) - T 2ND

S2	Houston (C-USA)	L	31-30
S9	at UCLA	L	26-16
S16	#8 Texas (Reliant)	L	52-7
S23	at #18 Florida State	L	55-7
S30	at Army	W	48-14
O7	at Tulane (C-USA)	L	38-24
O14	UAB (C-USA)	W	34-33
O21	at UCF (C-USA)	W	40-29
N4	at UTEP (C-USA)	W	37-31
N11	at Tulsa (C-USA)	2OTW	41-38
N18	East Carolina (C-USA)	W	18-17
N25	SMU (C-USA)	W	31-27
D23	vs. Troy	L	41-17
(New Orleans Bowl)			

**DAVID BAILIFF
(2007-PRESENT)**

Bailiff enters his eighth season at Rice. In 2008, the Owls posted their first 10-win season since 1949 and in 2013 they added a second, along with Rice's first outright conference title since 1957. Bailiff's seven-year record stands at 40-48 (30-30 C-USA).

2007 (3-9, 3-5 C-USA) - T 3RD WEST

S1	Nicholls State	L	16-14
S8	at Baylor	L	42-17
S15	Texas Tech	L	59-24
S22	at #7 Texas	L	58-14
O3	at Southern Miss (C-USA)	W	31-29
O13	at Houston (C-USA)	L	56-48
O20	Memphis (C-USA)	L	38-35
O27	at Marshall (C-USA)	L	34-21
N3	UTEP (C-USA)	W	56-48
N10	at SMU (C-USA)	W	43-42
N17	Tulane (C-USA)	L	45-31
N24	Tulsa (C-USA)	L	48-43

2008 (10-3, 7-1 C-USA) - T 1ST WEST

A29	SMU (C-USA)	W	56-27
S6	at Memphis (C-USA)	W	42-35
S13	at Vanderbilt	L	38-21
S20	at #7 Texas	L	52-20
S27	North Texas	W	77-20
O4	at Tulsa (C-USA)	L	63-28
O18	Southern Miss (C-USA)	W	45-40
O25	at Tulane (C-USA)	W	42-17
N1	at UTEP (C-USA)	W	49-44
N8	Army	W	38-31
N22	Marshall (C-USA)	W	35-10

N29 Houston (C-USA) W 56-42
 D30 vs. Western Michigan W 38-21
 (Texas Bowl)

2009 (2-10, 2-6 C-USA) - 5TH WEST

S5 at UAB (C-USA) L 44-24
 S12 at Texas Tech L 55-10
 S19 at #16 Oklahoma State L 41-24
 S26 Vanderbilt L 36-17
 O3 Tulsa (C-USA) L 27-10
 O8 Navy L 63-14
 O17 at East Carolina (C-USA) L 49-13
 O24 UCF (C-USA) L 49-7
 N7 at SMU (C-USA) L 31-28
 N14 Tulane (C-USA) W 28-20
 N21 UTEP (C-USA) W 30-29
 N28 at #25 Houston (C-USA) L 73-14

2010 (4-8, 3-5 C-USA) - T 4TH WEST

S4 #5 Texas (Reliant) L 34-17
 S11 at North Texas W 33-32
 S18 Northwestern L 30-13
 S25 Baylor L 30-13
 O2 SMU (C-USA) L 42-31
 O9 at UTEP (C-USA) L 44-24
 O16 Houston (C-USA) W 34-31
 O23 at UCF (C-USA) L 41-14
 N6 at Tulsa (C-USA) L 64-27
 N13 at Tulane (C-USA) L 54-49
 N21 ECU (C-USA) W 62-38
 N28 UAB (C-USA) W 28-23

2011 (4-8, 3-5 C-USA) - T 4TH WEST

S3 at Texas L 34-9
 S10 Purdue W 24-22
 S24 at #17 Baylor L 56-31
 O1 at Southern Miss (C-USA) L 48-24
 O8 Memphis (C-USA) W 28-6
 O15 at Marshall (C-USA) L 24-20
 O22 Tulsa (C-USA) L 38-20
 O27 at #18 Houston (C-USA) L 73-34
 N5 UTEP (C-USA) W 41-37
 N12 at Northwestern L 28-6
 N19 Tulane (C-USA) W 19-7
 N26 at SMU (C-USA) L 27-24

2012 (7-6, 4-4 C-USA) - T 3RD WEST

A30 UCLA L 49-24
 S8 at Kansas W 25-24
 S15 at Louisiana Tech L 56-37
 S22 Marshall (C-USA) OT L 54-51
 S29 Houston# (C-USA) L 35-14
 O6 at Memphis (C-USA) L 14-10
 O13 UTSA W 34-14
 O20 at Tulsa (C-USA) L 28-24
 O27 Southern Miss (C-USA) W 44-17
 N3 at Tulane (C-USA) W 49-47
 N17 SMU (C-USA) W 36-14
 N24 at UTEP (C-USA) W 33-24
 D29 Air Force W 33-14
 (Armed Forces Bowl)

Reliant Stadium

2013 (10-4, 7-1 C-USA) - CHAMPION

A31 at #7 Texas A&M L 52-31
 S14 Kansas W 23-14
 S21 Houston # L 31-26
 S28 Florida Atlantic (C-USA) W 19-14
 O5 at Tulsa (C-USA) W 30-27
 O12 at UTSA (C-USA) W 27-20
 O19 at New Mexico St. W 45-19
 O26 UTEP (C-USA) W 45-7
 O31 at North Texas (C-USA) L 28-16
 N16 Louisiana Tech (C-USA) W 52-14
 N21 at UAB (C-USA) OT W 37-34
 N30 Tulane (C-USA) W 17-13
 D7 Marshall % W 42-24
 D31 Mississippi State L 44-7
 (Liberty Bowl)

Reliant Stadium

% C-USA Championship Game

2014 (8-5, 5-3 C-USA) - T 2ND WEST

A30 at Notre Dame L 48-17
 S13 at Texas A&M L 38-10
 S20 Old Dominion (C-USA) L 45-42
 S27 at Southern Miss (C-USA) W 41-23
 O4 Hawai'i W 28-14
 O11 at Army W 41-21
 O25 North Texas (C-USA) W 41-21
 N1 at FIU (C-USA) W 31-17
 N8 UTSA (C-USA) W 17-7
 N15 at Marshall (C-USA) L 41-14
 N21 UTEP (C-USA) W 31-13
 N29 at Louisiana Tech (C-USA) L 76-31
 D24 Fresno State W 30-6
 (Hawai'i Bowl)

ALL-TIME SERIES RECORDS

Opponent	W-L-T	First Game	Last Game	Opponent	W-L-T	First Game	Last Game	Opponent	W-L-T	First Game	Last Game	Opponent	W-L-T	First Game	Last Game	Opponent	W-L-T	First Game	Last Game
Alabama	3-0-0	1953	1956	Duquesne	1-1-0	1935	1936	Kansas State	0-2-0	1994	1996	Nevada	2-3-0	2000	2004	Southern Miss	4-1-0	2007	2014
Air Force	2-5-0	1985	2012	East Carolina	2-2-0	2005	2010	Kentucky	0-2-0	1953	1955	Nicholls State	0-1-0	2007	-	SMU	41-48-1	1916	2012
Arizona	4-0-0	1916	1931	Florida	4-3-1	1953	1977	Lamar	4-0-0	1984	1987	North Carolina	1-0-0	1949	-	Southwestern (Texas)	16-5-0	1912	1946
Arkansas	29-35-3	1919	1991	Florida Atlantic	1-0-0	2013	2013	Louisiana-Lafayette	2-3-0	1921	1989	North Texas	3-2-0	1998	2014	Stanford	3-1-0	1957	1964
Army	3-1-1	1958	2014	FIU	1-0-0	2014	2014	Louisiana State	14-36-5	1915	1995	Northwestern	4-3-0	1967	2011	Stephen F. Austin	1-1-0	1925	1926
Auburn	2-0-0	1937	1938	Florida State	0-1-0	2006	-	Louisiana Tech	4-4-0	1965	2014	Notre Dame	0-4-0	1915	1988	Tennessee	1-2-0	1946	1969
Austin College	3-2-1	1912	1924	Fordham	0-1-0	1939	-	Loyola-New Orleans	3-2-0	1927	1934	Ohio State	0-2-0	1993	1996	Texas	21-71-1	1914	2011
Baylor	30-47-2	1914	2011	Fresno State	1-6-0	1999	2014	Marshall	2-4-0	2007	2014	Oklahoma	0-7-0	1921	2000	Texas A&M	27-52-3	1914	2014
Boise State	1-1-0	2001	2002	George Washington	2-0-0	1935	1936	Memphis	2-2-0	2007	2012	Oklahoma State	0-3-1	1914	2009	Texas A&M-Kingsville	6-0-0	1931	1940
BYU	1-1-0	1996	1997	Georgia	1-0-0	1936	-	Miami (Florida)	0-2-0	1984	1985	Old Dominion	0-1-0	2014	2014	TCU	35-41-3	1914	2000
California	1-1-0	1969	1970	Georgia Tech	0-2-1	1960	1972	Michigan	0-2-0	1999	2000	Oregon	0-1-0	1962	-	Texas State	2-2-0	1920	1987
Centenary	3-1-0	1927	1941	Hardin-Simmons	1-0-0	1953	-	Michigan State	0-1-0	2002	-	Penn State	0-2-0	1962	1963	Texas Tech	20-27-1	1942	2009
Charlotte	First Meeting			Haskell Institute	1-0-0	1917	-	Minnesota	0-2-0	1983	1984	Pittsburgh	2-0-0	1950	1951	Trinity (Texas)	5-1-1	1913	1927
Cincinnati	0-1-0	1974	-	Hawai'i	5-2-0	1999	2014	Mississippi	0-1-0	1960	-	Purdue	2-2-0	1934	2011	Troy	0-1-0	2006	2006
Clemson	3-4-0	1949	1980	Houston	11-29-0	1971	2013	Mississippi State	0-2-0	1975	2013	St. Edward's (Texas)	2-2-1	1926	1930	Tulane	20-15-1	1916	2013
Colorado	1-0-0	1937	-	Howard Payne	1-0-0	1919	-	Missouri	0-1-0	1981	-	St. Mary's (Texas)	1-0-0	1935	-	Tulsa	8-10-1	1937	2013
Colorado State	1-0-0	1998	-	Idaho	1-0-0	1977	-	Montana	1-0-0	1973	-	Sam Houston State	16-1-0	1912	1993	UAB	3-2-0	2005	2013
Cornell	2-0-0	1953	1954	Indiana	0-2-0	1987	1988	Navy	6-6-0	1951	2009	San Jose State	2-3-0	1998	2004	UCF	1-3-0	2005	2010
Creighton	3-1-0	1932	1935	Iowa State	3-2-0	1930	1994	Nebraska	0-1-0	2001	-	Santa Clara	1-1-0	1933	1950	UCLA	0-4-0	1952	2012
Daniel Baker	2-0-0	1914	1915	Kansas	2-1-0	1961	2013	New Mexico	3-0-0	1949	1997	Univ. of the South	2-0-0	1919	1930	UNLV	2-0-0	1995	1998
Duke	1-5-0	1957	2003					New Mexico St.	1-0-0	2013	2013	Southern Cal	0-2-1	1947	1971	UTEP	12-6-0	1996	2014

Opponent	W-L-T	First Game	Last Game
UTSA	3-0-0	2012	2014
Utah	3-1-0	1956	1997
Vanderbilt	1-4-0	1939	2009
Virginia Military	2-0-0	1939	1975
Wagner		First Meeting	
Washington	0-0-1	1968	-
Wake Forest	1-0-1	1989	1990
Western Kentucky		First Meeting	
Western Michigan	1-0-0	2008	-
West Virginia	1-0-0	1964	-
Wisconsin	0-2-0	1952	1954
Wyoming	0-1-0	1998	-
Overall	W-L-T		
College Opponents	449-557-31		
Other Opponents	8-7-1		
All Opponents	457-565-32		

GAME-BY-GAME SERIES

Army (3-1-1)

N8, 1958	L	14-7	Houston
S30, 1995	T	21-21	West Point, N.Y.
S30, 2006	W	48-14	West Point, N.Y.
N8, 2008	W	38-31	Houston
O11, 2014	W	41-21	West Point, N.Y.

Baylor (30-47-2)

N20, 1914	W	14-13	Houston
O8, 1915	L	26-0	Houston
O11, 1919	W	8-0	Waco
O9, 1920	W	28-0	Houston
N8, 1921	L	17-14	Waco
O14, 1922	L	31-0	Houston
N27, 1924	L	17-9	Houston
N26, 1925	T	7-7	Houston
N25, 1926	L	9-7	Houston
N24, 1927	W	19-12	Houston
N29, 1928	L	25-14	Houston
N30, 1929	L	19-0	Houston
N29, 1930	L	35-14	Waco
N28, 1931	W	20-0	Houston
N26, 1932	W	12-0	Waco
D2, 1933	L	7-6	Waco

D1, 1934	W	32-0	Waco
N30, 1935	L	6-0	Houston
N28, 1936	L	10-7	Houston
N27, 1937	W	13-7	Houston
N26, 1938	L	27-6	Waco
D2, 1939	L	10-7	Houston
N30, 1940	W	21-12	Houston
N29, 1941	W	28-14	Houston
N28, 1942	W	20-0	Waco
D1, 1945	L	17-14	Houston
N30, 1946	W	38-6	Houston
N29, 1947	W	34-6	Houston
N27, 1948	T	7-7	Waco
N26, 1949	W	21-7	Houston
D2, 1950	L	33-7	Waco
D1, 1951	L	34-13	Houston
N29, 1952	W	20-14	Waco
N28, 1953	W	41-19	Houston
N27, 1954	W	20-14	Waco
N26, 1955	L	15-7	Houston
D1, 1956	L	46-13	Waco
N30, 1957	W	20-0	Houston
N29, 1958	W	33-21	Waco
N28, 1959	L	23-21	Houston

N26, 1960	L	12-7	Waco
D2, 1961	W	26-14	Houston
D1, 1962	L	28-15	Waco
N30, 1963	L	21-12	Houston
N28, 1964	L	27-20	Waco
N27, 1965	L	17-14	Houston
N26, 1966	L	21-14	Waco
D2, 1967	W	27-25	Houston
N30, 1968	L	16-7	Waco
N29, 1969	W	34-6	Houston
N28, 1970	W	28-23	Waco
N27, 1971	W	23-0	Houston
D2, 1972	L	28-14	Waco
D1, 1973	W	27-0	Houston
N30, 1974	L	24-3	Waco
N29, 1975	L	25-7	Houston
N13, 1976	L	38-6	Houston
N12, 1977	L	24-14	Waco
N18, 1978	W	24-10	Houston
N17, 1979	L	45-14	Waco
N15, 1980	L	16-6	Houston
N14, 1981	W	17-14	Waco
N13, 1982	L	35-13	Houston
N12, 1983	L	48-14	Waco

N17, 1984	L	46-40	Houston
N16, 1985	L	34-10	Waco
N15, 1986	L	23-17	Houston
N14, 1987	L	34-31	Waco
N12, 1988	L	20-10	Houston
N18, 1989	W	6-3	Waco
N17, 1990	L	17-16	Houston
O12, 1991	W	20-17	Waco
N14, 1992	W	34-31	Houston
N13, 1993	L	38-14	Waco
N12, 1994	L	19-14	Houston
N18, 1995	L	34-6	Waco
S8, 2007	L	42-17	Waco
S18, 2010	L	30-14	Houston
S24, 2011	L	56-31	Waco

Charlotte

First Meeting

Florida Atlantic (1-0)

S28, 2013	W	19-14	Houston
-----------	---	-------	---------

Louisiana Tech (4-4)

S18, 1965	W	14-0	Rice Stadium
O27, 2001	L	41-38 ^{ot}	Ruston
O5, 2002	W	37-20	Rice Stadium
N27, 2003	W	49-14	Ruston
N29, 2004	L	51-14	Reliant Stadium
S 15, 2012	L	56-37	Ruston
N 16, 2013	W	52-14	Rice Stadium
N 29, 2014	L	76-31	Ruston

North Texas (3-2)

N19, 1998	L	33-17	Houston
S27, 2008	W	77-20	Houston
S11, 2010	W	33-32	Denton
O31, 2013	L	28-16	Denton
O25, 2014	W	41-21	Houston

Southern Miss (4-1)

O3, 2007	W	31-29	Hattiesburg
O18, 2008	W	45-40	Houston
O 1, 2011	L	48-24	Hattiesburg
O 27, 2012	W	44-17	Houston
S27, 2014	W	41-23	Hattiesburg

Texas (21-71-1)

O17, 1914	L	41-0	Austin
O16, 1915	L	59-0	Austin
O7, 1916	L	16-2	Austin
O27, 1917	W	13-0	Austin
O16, 1918	L	14-0	Austin
N1, 1919	L	32-7	Austin
O30, 1920	L	21-0	Houston
O29, 1921	L	56-0	Austin
N4, 1922	L	29-0	Houston
N3, 1923	L	27-0	Austin
N1, 1924	W	19-6	Houston
O24, 1925	L	27-6	Austin
O23, 1926	L	20-0	Houston
O22, 1927	L	27-0	Austin
O27, 1928	L	13-6	Houston
O26, 1929	L	39-0	Austin
O25, 1930	W	6-0	Houston
O10, 1931	W	7-0	Austin
O22, 1932	L	18-6	Houston
O28, 1933	L	18-0	Austin
O27, 1934	W	20-9	Houston
O26, 1935	W	28-19	Austin
O24, 1936	W	7-0	Houston
O23, 1937	W	14-7	Austin
O22, 1938	W	13-7	Houston
O28, 1939	L	26-12	Austin

O26, 1940	W	13-0	Houston
O25, 1941	L	40-0	Austin
O24, 1942	L	12-7	Houston
O23, 1943	L	58-0	Austin
O28, 1944	W	7-0	Houston
O27, 1945	W	7-6	Austin
O26, 1946	W	18-13	Houston
O25, 1947	L	12-0	Austin
O23, 1948	L	20-7	Houston
O22, 1949	W	17-15	Austin
O28, 1950	L	35-7	Houston
O27, 1951	L	14-6	Austin
O25, 1952	L	20-7	Houston
O24, 1953	W	18-13	Austin
O23, 1954	W	13-7	Houston
O22, 1955	L	32-14	Austin
O27, 1956	W	28-7	Houston
O26, 1957	L	19-14	Austin
O25, 1958	W	34-7	Houston
O24, 1959	L	28-6	Austin
O22, 1960	W	7-0	Houston
O28, 1961	L	34-7	Austin
O27, 1962	T	14-14	Houston
O26, 1963	L	10-6	Austin
O24, 1964	L	6-3	Houston
O23, 1965	W	20-17	Austin
O22, 1966	L	14-6	Houston

O28, 1967	L	28-6	Austin
O26, 1968	L	38-14	Houston
O25, 1969	L	31-0	Austin
O24, 1970	L	45-21	Houston
O23, 1971	L	39-10	Austin
O28, 1972	L	45-9	Houston
O27, 1973	L	55-13	Austin
O26, 1974	L	27-6	Houston
O25, 1975	L	41-9	Austin
O2, 1976	L	42-15	Houston
O1, 1977	L	72-15	Austin
S16, 1978	L	34-0	Houston
O6, 1979	L	26-9	Austin
O4, 1980	L	41-28	Houston
S12, 1981	L	31-3	Austin
O2, 1982	L	34-7	Houston
O1, 1983	L	42-6	Austin
O6, 1984	L	38-13	Houston
O5, 1985	L	44-16	Austin
O4, 1986	L	17-14	Houston
O3, 1987	L	45-26	Austin
O1, 1988	L	20-13	Houston
O7, 1989	L	31-30	Austin
O6, 1990	L	26-10	Houston
O5, 1991	L	28-7	Austin
O3, 1992	L	23-21	Houston
O2, 1993	L	55-38	Austin

O16, 1994	W	19-17	Houston
O7, 1995	L	37-13	Austin
O27, 1997	L	38-31	Houston
S26, 1998	L	59-21	Austin
S18, 1999	L	18-13	Austin
S20, 2003	L	48-7	Reliant Stadium
S25, 2004	L	35-13	Austin
S17, 2005	L	51-10	Austin
S16, 2006	L	52-7	Reliant Stadium
S22, 2007	L	58-14	Austin
S20, 2008	L	52-20	Austin
S4, 2010	L	34-17	Reliant Stadium
S3, 2011	L	34-9	Austin

UTEP (12-6)

O26, 1996	W	48-21	El Paso
N22, 1997	W	31-13	Houston
N13, 1999	L	30-29	Houston
N11, 2000	L	38-21	El Paso
N17, 2001	W	27-17	Houston
O19, 2002	L	38-35	El Paso
N22, 2003	W	45-14	Houston
N13, 2004	L	35-28 ^{2ot}	El Paso
O29, 2005	L	38-31	Houston
N4, 2006	W	37-31	El Paso
N3, 2007	W	56-48	Houston
N1, 2008	W	49-44	El Paso

N21, 2009	W	30-29	Houston
O9, 2010	L	44-24	El Paso
N11, 2011	W	41-37	Houston
N 24, 2012	W	33-24	El Paso
O 26, 2013	W	45-7	Houston
N 21, 2014	W	31-13	Houston

UTSA (3-0)

O 13, 2012	W	34-14	Houston
O 12, 2013	W	27-21	San Antonio
N 11, 2014	W	17-7	Houston

Wagner

First Meeting

Western Kentucky

First Meeting

RICE BOWL HISTORY

1938 Cotton Bowl	Jan. 1, 1938	Dallas, Texas	Rice 28, Colorado 14
1947 Orange Bowl	Jan. 1, 1947	Miami, Fla.	Rice 8, Tennessee 0
1950 Cotton Bowl	Jan. 1, 1950	Dallas, Texas	Rice 27, North Carolina 13
1954 Cotton Bowl	Jan. 1, 1954	Dallas, Texas	Rice 28, Alabama 6
1958 Cotton Bowl	Jan. 1, 1958	Dallas, Texas	Navy 20, Rice 7
1961 Sugar Bowl	Jan. 2, 1961	New Orleans, La.	Ole Miss 14, Rice 6
1961 Bluebonnet Bowl	Dec. 16, 1961	Houston, Texas	Kansas 33, Rice 7
2006 New Orleans Bowl	Dec. 22, 2006	New Orleans, La.	Troy 41, Rice 17
2008 Texas Bowl	Dec. 30, 2008	Houston, Texas	Rice 38, Western Michigan 14
2012 Armed Forces Bowl	Dec. 29, 2012	Ft. Worth, Texas	Rice 33, Air Force 14
2013 Liberty Bowl	Dec. 31, 2013	Memphis, Tenn.	Mississippi State 44, Rice 7
2014 Hawai'i Bowl	Dec. 24, 2014	Honolulu, Hawai'i	Rice 30, Fresno State 6

CONFERENCE CHAMPIONSHIPS

Southwest Conference

1934, 1937, 1946, 1949, 1953-T, 1957, 1994-T

Confernece USA

2013

2015-16 CONFERENCE USA BOWL PARTNERS

Date	Bowl	Matchup	Location	Time	Network
Dec. 19	Gildan New Mexico Bowl	C-USA vs. Mountain West	Albuquerque, N.M.	1 p.m.	ESPN
Dec. 19	R+L Carriers New Orleans Bowl	C-USA vs. Sun Belt	New Orleans, La.	8 p.m.	ESPN
Dec. 21	Miami Beach Bowl	C-USA vs. American	Miami, Fla.	1:30 p.m.	ESPN
Dec. 24	Popeyes Bahamas Bowl	C-USA vs. MAC	Nassau, Bahamas	11 a.m.	ESPN
Dec. 26	St. Petersburg Bowl	C-USA vs. American	St. Petersburg, Fla.	10 a.m.	ESPN
Dec. 26	Zaxby's Heart of Dallas Bowl	C-USA vs. Big 12	Dallas, Texas	1:20 p.m.	ESPN
Dec. 26	Independence Bowl	C-USA vs. ACC/SEC	Shreveport, La.	4:45 p.m.	ESPN

All Times Central and Subject to Change



2015 RICE HONOR JERSEYS

This season, two Owls will continue the tradition of honoring past Rice Football greats by changing their jersey numbers. The Honor Jersey program began in 2012.




LELAND WINSTON

ANDREW REUE

73

Winston was a two-sport athlete at Rice, competing in both football and track. He was a two-time All-Southwest Conference lineman and was elected by his teammates as winner of the George Martin Award for being the most valuable player on the team. He was selected by the Super Bowl Champion Kansas City Chiefs in the NFL Draft, but elected to attend UT Medical School in Galveston instead of playing professional football. He is on staff at Meth-

odist Hospital specializing in treatment for arthritis, arthroscopic surgery, ACL reconstruction, hip, knee and shoulder replacement, and sports-related injuries in addition to serving his alma mater as the head team physician for Rice Athletics.



JEFF ROSE

STUART MOUCHANTAF

97

Rose was a three-year letterman and senior co-captain in 1976 as a defensive lineman for the Owls and was presented the Jess Neely Award for defensive linemen as a senior. He was signed by the San Francisco 49ers as a free agent and attended training camp. He then began a career in banking as a national bank examiner for the Office of the Comptroller of the Currency. In 1984 he became Texas' first African-American president of a major holding company bank when Texas Commerce Bank -- Greenway Plaza (now JPMorgan Chase)

promoted him and also named him to its board of directors. He currently serves as the Risk Management Officer and Director of Credit Review for the Banc of California. A life member of the Owl Club, has been an active member of the "R" Association, served on the ARA board from 1984 to 1987, lent his efforts to the Association of Rice University Black Alumni and was president of the ARA from 2005 to 2006. He was named to the Rice Board of Trustees in 2007

Previous Honor Jerseys

1	ND Kalu - Christian Covington (2014)	40	Bucky Allshouse - Gabe Baker (2013)
12	Stahle Vincent - Charles Ross (2013)	57	O.J. Brigrance - Cameron Nwosu (2012)
24	Mike Tyler - Paul Porras (2013)	78	Richard Chapman - Nico Carlson (2014)
26	King Hill - Turner Petersen (2012)	90	Rodrigo Barnes - Cody Bauer (2013)

2015 RICE FOOTBALL SCHEDULE

SEPT. 5	WAGNER	RICE STADIUM	2:30 P.M.		AMERICAN SPORTS NETWORK
SEPT. 12	AT TEXAS	AUSTIN, TEXAS	7 P.M.		LONGHORN NETWORK
SEPT. 19	AT NORTH TEXAS *	DENTON, TEXAS	1:30 P.M.		FOX COLLEGE SPORTS
SEPT. 26	AT BAYLOR	WACO, TEXAS	2 P.M.		FOX (TBA)
OCT. 3	WESTERN KENTUCKY *	RICE STADIUM	2:30 P.M.		FOX (TBA)
OCT. 10	AT FLORIDA ATLANTIC *	BOCA RATON, FLA.	1:30 P.M.		FOX COLLEGE SPORTS
OCT. 24	ARMY	RICE STADIUM	11 A.M.		FOX (TBA)
OCT. 30	LOUISIANA TECH *	RICE STADIUM	7 P.M.		FOX SPORTS 1
NOV. 6	AT UTEP *	EL PASO, TEXAS	7 P.M.		CBS SPORTS NETWORK
NOV. 14	SOUTHERN MISS *	RICE STADIUM	2:30 P.M.		AMERICAN SPORTS NETWORK
NOV. 21	AT UTSA *	SAN ANTONIO, TEXAS	6 P.M.		AMERICAN SPORTS NETWORK
NOV. 28	CHARLOTTE *	RICE STADIUM	2:30 P.M.		AMERICAN SPORTS NETWORK

ALL TIMES CENTRAL AND SUBJECT TO CHANGE

* - DENOTES CONFERENCE USA GAME