



# 2013 RICE FOOTBALL FACT AND RECORD BOOK





Courtyard Marriott Houston Medical Center

7702 South Main Street

Houston, Texas 77030

713.668.4500

Contact: Rebecca Hundersmarck, Area Director of Sales

[rhundersmarck@ih-corp.com](mailto:rhundersmarck@ih-corp.com)

## University Information

Location | **Houston, Texas 77251**  
Founded | **1891**  
Enrollment | **6,077**  
Nickname | **Owls**  
Mascot | **Sammy the Owl**  
Colors | **Blue (pms 281c) and Gray (pms 424c)**  
Conference | **Conference USA**  
Stadium | **Rice Stadium (47,000)**  
Playing Surface | **FieldTurf Duraspine**  
President | **David W. Leebron (Harvard, '76)**  
Interim Athletics Director | **Rick Mello (Utah St., '80)**  
Athletics Phone Number | **713.348.6920**  
Ticket Office Number | **713.522.OWLS**  
Mailing Address | **P.O. Box 1892, MS 548**  
**Houston, TX 77251-1892**  
Physical Address | **Tudor Fieldhouse**  
**6100 Main Street**  
**Houston, TX 77005**

## Coaching Staff

Head Coach | **David Bailiff**  
Alma Mater | **Texas State, '81**  
Record at Rice | **30-44 (.405) | 6 Seasons**  
Career Record | **51-59 (.464) | 7 Seasons**

Assistant HC/Special Teams Coordinator/LB |

**Darrell Patterson**  
Alma Mater | **TCU, '84**  
OC/Running Backs | **John Reagan**  
Alma Mater | **Syracuse, '94**  
DC/Cornerbacks | **Chris Thurmond**  
Alma Mater | **Tulsa, '75**  
Passing Game Coord/QBs | **Larry Edmondson**  
Alma Mater | **Texas A&M, '83**  
Safeties | **Larry Hoefer**  
Alma Mater | **McMurry, '72**  
Wide Receivers | **Billy Lynch**  
Alma Mater | **Ball State, '02**  
Defensive Line | **Michael Slater**  
Alma Mater | **Texas State, '93**  
Tight Ends | **David Sloan**  
Alma Mater | **New Mexico, '95**  
Offensive Linemen | **Ronnie Vinklerek**  
Alma Mater | **Southwest Texas, '81**  
Interim Strength & Conditioning | **Tip Graham**  
Alma Mater | **Central Oklahoma, '08**  
Assistant AD/Football Operations | **Jerry Pickle**  
Alma Mater | **Delta State, '76**

## Team Information

2012 Record | **7-6**  
C-USA Record/Finish | **4-4 (T-3<sup>rd</sup>-West)**  
Starters Returning/Lost | **19/3**  
Offense | **9/2**  
Defense | **10/1**  
Specialists | **1/1**  
Lettermen Returning/Lost | **54/9**  
Offense | **25/5**  
Defense | **28/4**  
Special Teams | **1/0**

## Media Relations

Football Contact | **Chuck Pool**  
Office Number | **713.348.5775**  
Cell Number | **832.244.6476**  
Email Address | **cpool@rice.edu**  
SID Fax Number | **713.348.6019**  
Rice Press Box | **713.348.5638**

## Rice Digital & Social Media

Rice Website | **RiceOwls.com**  
Rice Facebook | **facebook.com/riceowlsfootball**  
Rice Twitter | **@ricefootball1**

## Rice Fact Book Contents

Rice Football Rosters	2
Rice Pronunciation Guide	5
Rice Player Biographies	6
Rice Coaching Staff Biographies	72
2012 Statistics	88
2012 Review	106
Rice Record Book	130
Post-Season Honors	167
Team Awards	172
Rice Letterman List	178
All-Time Results	188
Series Records	201
Bowl History	203
Rice Stadium Won/Loss & Attendance	204
Rice Coaching Records	206
2013-14 C-USA Bowls	208

*Rice University is committed to affirmative action and equal opportunity in education and employment. Rice does not discriminate on the basis of race, color, religion, sex, sexual orientation, national or ethnic origin, age, disability or veteran status.*

No	Name	Pos	Ht	Wt	Cl-Exp	Hometown/Last School							
85	Alaka,Temi	6-2	200	WR	FR-HS	Houston/Cy Falls	32	Farrimond, James	6-0	215	K/P	RS SO-SQ	San Antonio/Churchill
40	Baker, Gabe	6-1	210	SAF	RS JR-2L	San Antonio/MacArthur	25	Finner, Jaylon	5-10	190	SAF	JR-2L	Missouri City/Elkins
34	Ballard, Joe	6-0	205	LB	FR-HS	Manhattan, Kan./Manhattan	89	Fletcher, Christian	6-2	210	WR	RS JR-2L	Fort Worth/Trinity Valley
90	Bauer, Cody	6-4	255	DE	RS SR-3L	Pottsboro/Pottsboro	19	Francis, Alex	5-9	185	CB	RS SR-2L	Missouri City/Hightower
14	Billups, Guy	6-0	185	QB	RS SP-1L	Oxford, Miss./Oxford	20	Frazier, Corey	6-1	210	SAF	SR-3L	Eden Prairie, Minn./Eden Prairie
14	Blasingame, J.T.	5-8	170	CB	SO-1L	Atlanta, Ga./Mays	11	Fuhrman, Garrett	5-8	180	SAF	SO-1L	Lansing, MI/Eastern
9	Boswell, Chris	6-2	200	K	RS SR-3L	Keller/Fossil Ridge	15	Gaines, Phillip	6-1	180	CB	RS SR-3L	Converse/Judson
8	Brown, Derek	6-3	225	WR	SO-1L	Bay City/Bay City	83	Gautreaux, Andre	6-0	200	WR	RS SR-2L	Friendswood/Friendswood
29	Callahan, Bryce	5-10	180	CB	RS JR-2L	Cypress/Cy Woods	13	German, Nate	6-2	210	QB	FR-HS	Cypress/Cy Woods
23	Canady, Anthony	5-9	170	CB	FR-HS	Mesquite/Mesquite	17	Gillette, Trevor	6-3	240	DE	SR-3L	Austin/Lake Travis
55	Carlson, Nico	6-3	285	OL	RS JR-2L	Katy/Taylor	51	Godber, Peter	6-4	290	OL	FR-HS	Toronto, Ontario/St. Andrews
76	Carroll, Drew	6-4	280	OL	RS JR-2L	Abilene/Abilene	72	Gray, Ian	6-8	345	OL	RS JR-2L	Pearland/Pearland
23	Carter, Jayson	4-9	135	RB	SO-SQ	Houston/KIPP Houston	49	Green, D.J.	6-2	220	LB	HS-FR	Mesquite/Horn
5	Carter, Justin	5-11	200	SAF	FR-RS	Hoover, Ala./Spain Park	18	Hamilton, Brandon	5-11	220	RB	SO-1L	Copperas Cove/Copperas Cove
64	Carter, Ty	6-2	275	DS	FR-HS	Houston/Mayde Creek	58	Hennessee, Cody	6-2	265	DT	FR-RS	Denton/Guyer
87	Cella, Connor	6-3	240	TE	FR-RS	Katy/Taylor	2	Hill, Malcolm	5-11	190	SAF	JR-2L	Plano/Frisco Liberty
56	Covington, Christian	6-3	295	DT	RSSO-1L	Surrey, B.C./Vancouver College Prep	79	Hodde, Jon	6-7	310	OL	RS SR-2L	Burton/Burton
3	Davis, Jawon	5-7	195	RB	FR-HS	Sealy/Sealy	1	Hull, Mario	6-1	210	WR	RS JR-1L	Altair/Rice Consolidated
78	Dawkins, Brandon	6-7	305	OL	FR-RS	Dallas/Prestonwood Christian	82	Hunt, Cole	6-6	240	TE	FR-HS	El Campo/ El Campo
39	Decell, Cameron	6-4	205	K/P	FR-RS	McKinney/Boyd	31	Jackson, Broderick	5-10	210	LB	RS SR-1L	Kirbyville/Tyler JC
32	Dillard, Darik	5-10	195	RB	FR-RS	San Antonio/McArthur	5	Jackson, Driphus	6-0	205	QB	RS SO-1L	Cedar Hill/Cedar Hill
30	Eddington, Jeremy	6-2	250	TE	SR-3L	Paris/Chisum	36	Jackson, Fred	5-10	195	DB	RS SO-SQ	Houston/Eisenhower
46	Elder, Nick	6-0	220	LB	RS SO-1L	San Antonio/Central Catholic	97	Johnson, Collin	6-1	220	DE	FR-HS	Henderson, NV/Coronado
6	Espinosa, Zach	6-2	215	SAF	FR-RS	Cedar Park/Cedar Park	99	Johnson, Connor	6-3	215	DE	FR-HS	Henderson, NV/Coronado
48	Farley, Tanyan	6-2	245	TE	RS JR-1L	Arvada, Colo./Ralston Valley	48	Jones, Adrian	5-9	200	SAF	FR-RS	Ridgefield, CT/Ridgefield
							59	Kiesewetter, Bobby	6-2	260	DL	RS SR-SQ	Katy/Cinco Ranch

96	Klare, Dylan	6-2	270	DE	JR-2L	Refugio/Refugio	30	Rahman, Josh	6-0	210	LB	FR-HS	Missouri City/Ft. Bend Austin
7	Knopf, Taylor	6-0	170	K	FR-HS	Boerne/ Boerne	77	Reue, Andrew	6-5	295	OL	RS SO-1L	Austin/St. Michaels Academy
84	Kubiak, Klein	6-1	200	WR	SR-3L	Houston/Strake Jesuit	53	Richards, Nate	6-4	300	C	RS SR-1L	Keller/Trinity Valley CC
42	Kutzler, Michael	6-0	205	LB	RS SR-2L	Ft. Worth/Trinity Valley	12	Ross, Charles	6-1	235	RB	RS SR-3L	Schertz/Samuel Clemens
33	Laudenslager, Austin	6-0	195	SAF	RS SO-SQ	McKinney/North	94	Schantz, Graysen	6-2	235	DE	FR-HS	Hickory Creek/Lake Dallas
19	Leisz, Connor	6-0	180	WR	FR-HS	Houston/Episcopal	60	Simonette, Matt	6-2	300	OL	RS JR-1L	Bellaire/Bellaire
13	Leland, Tanner	6-2	250	DE	RS SR-2L	Katy/Cinco Ranch	91	Skinner, Josh	6-4	250	DE	RS SR-1L	Silsbee/Silsbee
41	Lyons, Alex	6-0	220	LB	FR-RS	DeSoto/DeSoto	52	Stanley, Spencer	6-2	275	OL	FR-RS	Ft. Worth/Trinity Valley
54	Martin, Trey	6-2	260	OL	FR-HS	El Campo/El Campo	10	Stehling, Tyler	6-4	220	QB	FR-RS	Spring/Klein
43	McGaskey, Tabari	6-0	220	LB	FR-RS	Dallas/Lincoln	15	Taylor, Jordan	6-5	210	WR	RS JR-2L	Denison/Denison
16	McHargue, Taylor	6-2	215	QB	RS SR-3L	Cedar Park/Vista Ridge	28	Thomas, Cole	6-2	195	SAF	FR-HS	Katy/Cinco Ranch
86	Mitchell, Reid	6-2	240	TE	FR-RS	Pflugerville/Hendrickson	70	Thompson, Kenneth	6-4	285	OL	FR-HS	Houston/Langham Creek
81	Moore, Donte	6-0	170	WR	RS-SR-3L	Manor/Manor	37	Travis, Drew	5-10	170	CB	RS JR-SQ	Pflugerville/Pflugerville
92	Mouchantaf, Stuart	6-4	290	DL	JR-1L	Katy/Blinn JC	35	Turner, Luke	6-1	230	RB	SO-1L	Gilmer/Gilmer
47	Nordstrom, Brian	6-2	230	DE	RS SO-SQ	The Woodlands/The Woodlands	21	Uretsky, Nick	6-0	210	LB	FR-HS	San Antonio/Alamo Heights
57	Nwosu, Cameron	5-10	240	LB	SR-3L	Houston/Klein Forest	12	Warren, Michael	5-9	180	CB	SO-1L	Frankston/Frankston
4	Parks, Dennis	6-2	190	WR	SO-1L	Converse/Judson	50	Watkins, Chandler	6-0	215	LB	FR-RS	Southlake/Keller
18	Patt, Zach	6-2	240	DE	RS JR-2L	Honey Grove/Honey Grove	88	Wells, Robby	6-6	235	TE	FR-HS	Katy/Taylor
71	Patterson, Connor	6-4	295	OL	FR-RS	Tomball/Tomball	7	White, Julius	5-10	195	SAF	JR-2L	Sugar Land/Kempner
26	Petersen, Turner	6-2	230	RB	RS SR-3L	Oklahoma City, Okla./Heritage Hall	74	Williams, Caleb	6-3	285	OL	RS SO-1L	Thompsons/Terry
80	Peterson, Grant	6-6	250	DE	RS SO-SQ	Austin/Westwood	99	Winship, Ross	6-4	285	DL	RS SO-1L	The Woodlands/Klein
73	Poehlmann, John	6-5	290	OL	RS SO-SQ	Brenham/Brenham	65	Wofford, Matt	6-7	320	OL	RS SO-SQ	Cedar Park/Cedar Park
38	Pollard, Darrion	5-8	180	CB	SO-SQ	Gilmer/Gilmer	44	Womac, Brian	6-3	225	DE	FR-HS	Houston/Memorial
22	Pollard, Ryan	5-8	170	CB	SO-TR	Arlington/Air Force	9	Wright, Zach	6-1	200	WR	FR-RS	The Woodlands/College Park
24	Porras, Paul	6-1	205	SAF	RS SR-3L	Scottsdale, Ariz./Saguaro							
10	Radcliffe, James	6-1	220	LB	RS JR-2L	Katy/Cinco Ranch							

## RICE NUMERICAL ROSTER

No	Name	Pos	15	Phillip Gaines	CB	32	James Farrimond	K/P	54	Trey Martin	OL
1	Mario Hull	WR	15	Jordan Taylor	WR	33	Austin Laudenslager	SAF	55	Nico Carlson	OL
2	Malcolm Hill	SAF	16	Taylor McHargue	QB	34	Joe Ballard	LB	56	Christian Covington	DT
3	Jawon Davis	RB	17	Trevor Gillette	DE	35	Luke Turner	RB	57	Cameron Nwosu	LB
4	Dennis Parks	WR	18	Brandon Hamilton	RB	36	Fred Jackson	DB	58	Cody Hennessee	DT
5	Justin Carter	SAF	18	Zach Patt	DE	37	Drew Travis	CB	59	Bobby Kiesewetter	DL
5	Driphus Jackson	QB	19	Connor Leisz	WR	38	Darrion Pollard	CB	60	Matt Simonette	OL
6	Zach Espinosa	SAF	19	Alex Francis	CB	39	Cameron Decell	K/P	64	Ty Carter	DS
7	Taylor Knopf	K	20	Corey Frazier	SAF	40	Gabe Baker	SAF	65	Matt Wofford	OL
7	Julius White	SAF	21	Nick Uretsky	LB	41	Alex Lyons	LB	70	Kenneth Thompson	OL
8	Derek Brown	WR	22	Ryan Pollard	CB	42	Michael Kutzler	LB	71	Connor Patterson	OL
9	Chris Boswell	K	23	Anthony Canady	CB	43	Tabari McGaskey	LB	72	Ian Gray	OL
9	Zach Wright	WR	23	Jayson Carter	RB	44	Brian Womac	DE	73	John Poehlmann	OL
10	James Radcliffe	LB	24	Paul Porras	SAF	46	Nick Elder	LB	74	Caleb Williams	OL
10	Tyler Stehling	QB	25	Jaylon Finner	SAF	47	Brian Nordstrom	DE	76	Drew Carroll	OL
11	Garrett Fuhrman	SAF	26	Turner Petersen	RB	48	Tanyan Farley	TE	77	Andrew Reue	OL
12	Charles Ross	RB	28	Cole Thomas	SAF	48	Adrian Jones	SAF	78	Brandon Dawkins	OL
12	Michael Warren	CB	29	Bryce Callahan	CB	49	D.J. Green	LB	79	Jon Hodde	OL
13	Tanner Leland	DE	30	Jeremy Eddington	TE	50	Chandler Watkins	LB	80	Grant Peterson	DE
13	Nate German	QB	30	Josh Rahman	LB	51	Peter Godber	OL	81	Donte Moore	WR
14	Guy Billups	QB	31	Broderick Jackson	LB	52	Spencer Stanley	OL	82	Cole Hunt	TE
14	J.T. Blasingame	CB	32	Darik Dillard	RB	53	Nate Richards	OL	83	Andre Gautreaux	WR

84	Klein Kubiak	WR
85	Temi Alaka	WR
86	Reid Mitchell	TE
87	Connor Cella	TE
88	Robby Wells	TE
89	Christian Fletcher	WR
90	Cody Bauer	DE
91	Josh Skinner	DE
92	Stuart Mouchantaf	DL
94	Graysen Schantz	DE
96	Dylan Klare	DE
97	Collin Johnson	DE
99	Connor Johnson	DE
99	Ross Winship	DL

## RICE PRONUNCIATION GUIDE

No	Name	Pronunciation		
55	Nico Carlson	Knee-co	42	Michael Kutzler      Cut-zler
39	Cameron Decell	Deh-SELL	33	Austin Laudenschlager      Law-den-shlager
46	Nick Elder	El-der	8	Tanner Leland      Lee-land
32	James Farrimond	Fair-ih-mond	16	Taylor McHargue      Mick-Harg
25	Jaylon Finner	JAY-lon   Fin-er	92	Stuart Mouchantaf      Moo-SHAN-tof
83	Andre Gautreaux	Go-Tro	34	Cameron Nwosu      Na-woe-So
79	Jon Hodde	Hoe-dee	73	John Poehlmann      Pell-man
5	Driphus Jackson	Dry-fuss	24	Paul Porras      Poor-us
96	Dylan Klare	Claire	77	Andrew Reue      Roy-Ah
84	Klein Kubiak	Koo-Be-ak	65	Matt Wofford      Woff-ord



# 85

**Temi ALAKA**

WR, 6-2, 200, Freshman  
Houston, Texas (Cy Falls HS)

## Rice

2013 signee who hopes to crack the receiving rotation in his first year on campus.

## Cy Falls High School

All-District 15-5A selection at wide receiver for the Eagles under coach Kirk Eaton... Team finished 9-2, including a win in the opening round of the state playoffs... Caught 43 passes for 833 yards and 12 touchdowns as a senior... His 12 touchdown catches led the district... Named to the Houston Chronicle's Top 100... Two-year starter at wide receiver... Also ran track as the Eagles were District 17-5A Champions... Earned Academic all-state honors... Works as a volunteer at his church.

## Personal

Full name: Temiloluwa Alaka... Born: September 28, 1994 at Brooklyn, N.Y. ... Parents: Femi and Ethel Alaka (two sisters, one brother)... Rice major: Undeclared (social sciences division).



# 40

**Gabe BAKER**

SAF, 6-1, 210, Junior  
San Antonio, Texas (MacArthur HS)

## Rice

Emerged from the spring as the starter at strong safety, building on the momentum of a bounceback 2012 season... Two-time member of C-USA Commissioner's Honor Roll.

## 2012

Returned to action after an injury redshirt in 2011 and reached new career bests while starting the last five games... Sixth on the team with 30 unassisted tackles and tied for 10th with 40 total stops... Set up the Owls' first touchdown in the Armed Forces Bowl with his first fumble recovery... Moved into starting spot at strong safety vs. Tulsa when Malcolm Hill returned to corner after Bryce Callahan was injured... Credited with seven stops at Tulsa, including the Owls' first fourth down stop of the season... Established career bests for unassisted (8) and total tackles (9) the following week vs. Southern Miss... Picked off his first career pass at Tulane and returned it 55 yards for his first collegiate touchdown... Named "Mr. Rice" while representing

Brown College in the annual competition between residential colleges... Switching to No. 40 this season to honor former Owl Bucky Allshouse.

## 2011

Saw his streak of appearing in the first 16 games of his college career end when he was held out of the Memphis game with an injury... Saw action on special teams and at safety in the first four games... Credited with his first tackle of the year at Baylor.

## 2010

Led the team with nine tackles on kickoff coverage... Credited with a season-high eight tackles against UTEP... Picked up a pair of tackles, including sharing his first tackle for loss, vs. Northwestern... Credited with his first career tackle at North Texas... Saw action as a reserve against Texas in the opener at Reliant Stadium.

## San Antonio MacArthur High School

All Greater San Antonio by the San Antonio Express News and a unanimous All District 26-5A selection for coach Van Fuschak at San Antonio MacArthur... Had 89 tackles (three for loss) and one interception as a senior... Member of Dave Campbell's Texas Football Top 300... Second team Academic All State selection... Served as an officer in MacArthur's chapter of the National Honor Society.



## Personal

Full Name: Gabriel Leo Baker... Born: Oct. 29, 1991 at Dallas, Texas... Parents Monzell and Ria Baker, San Antonio (one brother, one sister)... Plays the cello and performed at the 2011 Night of the Owl Awards Night... Rice major: Civil & Environmental Engineering... Brown College.

### GABE BAKER'S CAREER STATISTICS

YEAR	UT	AT	TOT	TFL	SACK	FF	FR	PBU	INT
2010	9	12	21	0.5/1	-	-	-	-	-
2011	1	0	1	-	-	-	-	-	-
2012	30	10	40	2.0 / 2	-	1	1	2	1 / 55
<b>TOTAL</b>	<b>40</b>	<b>22</b>	<b>62</b>	<b>2.5 / 3</b>	<b>-</b>	<b>1</b>	<b>1</b>	<b>2</b>	<b>1 / 55</b>

### Single Game Highs

Tackles - 9 vs. Southern Miss (O 27, 2012)

Solo Tackles - 8 vs. Southern Miss (O 27, 2012)

Tackles for Loss - 1 twice (last, vs. UTSA, O 13, 2012)

Defensive Touchowns: 1 (55-yd INT at Tulane, N 3, 2012)



# 90

## Cody BAUER

DE, 6-4, 255, Senior

Potttsboro, Texas (Potttsboro HS)

### Rice

Looks to build on an outstanding return to the lineup in 2012... Named to Athlon's preseason All C-USA first team and second team by Phil Steele... Also named to *Dave Campbell's Texas Football's* All Texas College second team.

### 2012

Enjoyed an outstanding return to the field after sitting out the 2011 season while recovering from surgery... Named to *Dave Campbell's Texas Football's* postseason All Texas College team... Honorable Mention All C-USA by league coaches... Started all 13 games and reached career highs across the board, finishing with 51 tackles, (36 unassisted), 15 tackles for loss, 5.5 sacks, two fumbles, two fumbles forced, one pass breakup and one interception. Ninth in the league and led the team with his 12 TFL, which also tied him for 10th on the Rice season list... Opened the year with a TFL in the first six games, including three vs. Memphis... Matched his single-game high with three vs. SMU... Sack high was a pair vs. SMU, the first of which forced a Garrett Gilbert

fumble to set up the Owl's go-ahead touchdown... Top tackle effort was a career- best nine (seven solos) at Memphis... Picked off his first career pass at Tulane, grabbing his own deflection and returning it for two yards.

### 2010

Battled a nagging injury while playing in all 12 games and finished with a season-best 18 tackles ... credited with a career-best five tackles at Tulsa ... had four tackles against Northwestern ... credited with a pair of stops in the opener against Texas at Reliant Stadium.

### 2009

Made his first career start in the final game of the season at Houston and matched his career-high with three tackles in the Bayou Bucket ... credited with a career-best three tackles vs. Navy, including his first two career tackles for lost yardage ... made his debut at UAB and was credited with one assisted tackle ... credited with his first career solo tackle at Oklahoma State.

### Potttsboro High School

Three-time, All-District 10-2A for Coach Matt Poe at Potttsboro ... a 2008 Texas Sports Writers Association Class 2A all-state team selection ... All-DFW in addition to being a three-time, All-Texoma pick ... Cardinals were 13-2 and reached the state semifinals his senior season ... also competed in power lifting and in track.

## Personal

Cody Carlton Bauer ... Born: July 25, 1990 in Katy ... Son of Annette and Cary Bauer, Pottsboro ... father played football at New Mexico ... One sister ... recorded perfect scores for five consecutive years in the Texas Assessment of Knowledge and Skills (TAKS) tests ... Sport Management major ... Duncan College.

### CODY BAUER'S CAREER STATISTICS

YEAR	UT	AT	TOT	TFL	SACK	FF	FR	PBU	INT
2009	8	8	16	2/4	-	-	-	--	
2010	10	8	18	-	-	-	-	--	
2012	36	15	51	12.0 / 69	5.5 / 42	2	2	1	1 / 2
<b>TOTAL</b>	<b>55</b>	<b>30</b>	<b>85</b>	<b>14.0 / 73</b>	<b>5.5 / 42</b>	<b>2</b>	<b>2</b>	<b>1</b>	<b>1 / 2</b>

### Single Game Highs

Tackles: 9 at Memphis (O 6, 2012)

Solo tackles: 7 at Memphis (O 6, 2012)

Tackles for Loss: 3 (twice)

Sacks: 2 vs. SMU (N 17, 2012)



# 14

## Guy BILLUPS

QB, 6-0, 190, Sophomore  
Oxford, Miss. (Oxford HS)

### Rice

Walk-on quarterback who earned his first playing time in 2012... Two-time member of C-USA Commissioner's Honor Roll.

### 2012

Saw his first playing time by taking snaps vs. Southern Miss.

### Oxford High School

2011 graduate of Oxford High School... Mississippi 5A Offensive Player of the Year for coach Johnny Hill while leading the Chargers to the second round of the playoffs. Threw for 2,941 yards and 33 TDs as a senior, completing 182 of 304 passes with just six interceptions... Threw for 5,840 yards in his career, including 56 touchdowns... Two-time All District pick and was Tom Lemming's Top Under the Radar prospects... Also lettered in baseball... Active in FCA.

### Personal

Guy Cameron Billups IV... Born: Feb. 18, 1993 at Gulfport, Miss. ... Son of Guy III and Hattie Billups (one sister) ... Economics major... Will Rice College.



# 14

## J.T. BLASINGAME

CB, 5-8, 170, Sophomore  
Atlanta, Ga. (Mays HS)

### Rice

Looks to expand his role after lettering as a freshman.

### 2012

One of eight true freshmen to play for the Owls... Saw action in 12 of 13 games... Early action was primarily on special teams, but stepped into the cornerback rotation when injuries created playing opportunities and also chipping in on kickoff returns late in the year... Had a pair of tackles at corner and added a third on punt coverage... Picked up both his tackles at corner vs. SMU... In addition to a punt coverage tackle at Memphis, recovered a Tulane fumble on a kickoff return to set up a Rice touchdown... Worked as a kick returner for the first time vs. Southern Miss and gave the Owls an early spark with a 40-yard return on opener kickoff and then answered a Golden Eagle field goal with a 46-yard return to give Rice a short field that resulted in a touchdown... Named a finalist in the Southern Region for a National High School Scholar Athlete Award from

the National Football Foundation... Redshirted teammate Alex Lyons was the region's winner.

## Mays High School

Two-time, All-Metro and All-Region 6 AAAA selection for coach Dominic Calloway at Benjamin E. Mays HS... Three-year starter for the Raiders... Credited with 174 tackles, eight interceptions and 35 pass breakups in his career... Team captain as a senior... Named to the *Atlanta Journal Constitution* "Georgia's Top 125"... Elected "Mr. Mays" as part of Homecoming as a senior... Play it Smart Student-Athlete of the Month for September, 2011... Runs track and led his 4x100 relay to a 4th place finish at the state championship ... Member of 1500+ SAT Club at Mays... Also active in his community... Helped organize and ship textbooks for children in Africa; distributed items to the homeless at Christmas; donated supplies to after-school programs; volunteered at soup kitchens; conducted arts and crafts activities with the Atlanta Union Mission; and donated and wrapped gifts for children in transitional housing.

## Personal

Full Name: John Thomas Blasingame IV ... Born: July 27, 1993 at Atlanta, Ga. ... Parents: Dr. John Thomas and Katrina Blasingame (one brother, two sisters)... Undeclared major in the Engineering division... Brown College.

## J.T. BLASINGAME'S CAREER STATISTICS

### DEFENSE

YEAR	UT	AT	TOT	SK/Y	TFL/Y	FF	FR	PD	INT/Y
2012	3	0	3	-	-	-	1	-	-

### KICK RETURNS


YEAR	NO	YDS	AVG	TD	LG
2012	4	99	24.8	0	46

### Single Game Highs

Tackles - 2 vs. SMU (N 17, 2012)

Solo tackles - 2 vs. SMU (N 17, 2012)

Kickoff Return (long) - 46 yards vs. Southern Miss (O 27, 2012)



# 9

## Chris BOSWELL

K, 6-2, 210, Senior

Keller, Texas (Fossil Ridge HS)

## Rice

Heads into his senior year as the top long distance kicker in the country and a solid candidate for postseason honors... Named to *Dave Campbell's Texas Football's* All Texas College preseason team.

## 2012

Two-time Groza Award semifinalist and a member of the Watch List for a third consecutive year... One of the top long distance kickers in the country who lead the nation in long distance field goals while re-writing the Rice kicking record book... Set school season records for field goals (23) and kick scoring (114) in addition to career records for field goals (51) and field goal attempts (67) and kick scoring (270)... Led C-USA in kick scoring and field goals and finished fourth overall in scoring... Tied for sixth nationally with 23 field goals and ranked 13th among active kickers with 51 field goals, second among underclassmen... 51 three-pointers also ranks 11th in C-USA history (Stephen Gostkowski of Memphis set the record with 70 from 2002-05) ...

Lead the nation with six field goals from 50 yards or more and was 6x8 from that distance... His 11 career field goals from 50 yards or longer are nearly triple the total of the next highest returning kicker (Aaron Jones of Baylor has four)... Tied the NCAA record vs. SMU becoming the sixth kicker in history to hit three field goals of 50 yards or longer in a game... Three long kicks were part of a school-record five on the day... Had kicks from 57 (vs. Louisiana Tech to tie the school record) and 56 (vs. SMU) this year, making him the first kicker in conference history to have two kicks from 55 yards or better in a season (UTEP's Jose Martinez had a 64 yarder in 2008 and a 57 yarder in 2007)... Hit 9x12 field goals from 45 yards or longer... First Rice kicker to have three season seasons with at least 10 field goals... Held opponents to only 27 kickoff returns, thanks to 49 touchbacks on 80 kickoffs... Only saw one go out of bounds while averaging 63.8 yards per kick... Finished 10th in C-USA punting, averaging 40.5 on 14 punts with a long of 53 vs. Houston... Top punting effort was vs. Tulsa where he placed four of six punts inside the 20... Placed five of 14 punts on the year inside the 20... Named the Groza Award Watch List, *Dave Campbell's Texas Football* All Texas College preseason team, Phil Steele's All C-USA preseason first team and to the by College Football Performance Award Placekicker Trophy Watch List.

## 2011

First team All C-USA by Rivals.com, second team by Phil Steele and Honorable Mention selection by C-USA coaches... Converted 17 of 21 field goals on the season (.810) Only misses came from 60, 54, 45 and 38 (slipping on rain soaked field)... His .810 percentage ranks third on the Rice season chart... Has converted 28 of 38 in his career and his .737 percentage would rank second in school history... In addition to his field goal success, led the team with 82 points this season (9th best in school history) and has 156 point in his career, which is tied with Froggy Williams for seventh on the Owls career list... Averaged 63.1 yds on 59 kickoffs and doubled the Owls' touchbacks from 2010 (14)... Named C-USA Special Teams Player of the Week for his performance vs. Tulane... Converted twice from more than 50 yards vs. the Green Wave, including a career-long, 54-yarder into the wind in the second quarter... Tied for the national lead with three field goals of better than 50 and has five in his career, both totals matching James Hamrick for the most in school history... Also averaged 69.8 on five kickoffs against Tulane and was honored by the College Football Performance Awards as one of their Kickoff Specialists of the Week... Converted all three PATs at SMU, raising his career total to 72, six shy of Froggy Williams for 4th on the Rice career list... Tabbed a midseason All C-USA selection by Phil Steele... Opened the season by converting on all three FG attempts vs. Texas while adding kickoff duties... Had two touchbacks in four kickoff attempts and held Texas to an average starting position of their own 21.

## 2010

Took over the Owls placekicking duties after redshirting in 2009 and earned All Freshman honors from league coaches... Set a Rice freshman kick-scoring record, finishing with 74 points... Tied for seventh in C-USA, tied for 73rd in the nation with 11 field goals in 12 games... 11 FGs tied for 7th on the Rice season field goal list and one shy of the school record for a freshman (Matt Huelsman, 1994)... Converted a field goal in six consecutive games, the longest streak by an Owl since Sammy Hartman did it in 1989... Hamrick holds the school mark by connecting in eight consecutive games in 1985... Converted 41 of 44 PATs this season, third-best by an Owl in a season... Named one of the Lou Groza Award Stars of the Week for his performance against North Texas... Tied the school record by kicking four field goals in the Owls' 32-31 win over North Texas... Tied the mark first set by Joel Baxter vs. TCU in 1981 and matched by Matt Huelsman, also against TCU, in 1994... First field goal was a 50-yarder, the longest field goal for the Owls since Luke Juist kicked a 53-yarder in 2004... Added a second 50-yard kick in the first quarter, becoming the first Rice kicker to have two field goals of 50-yards or more in the same game... James Hamrick holds the school season (3) and career (5) records for 50-yard field goals... Converted his first career field goal attempt, a 42-yarder vs. Texas to give the Owls a 3-0 lead. Also converted his first two PATs against the Horns.

## 2009

Redshirted.

## Fossil Ridge High School

Fifth-ranked kicker by Rivals.com ... four-time, All-District 5-5A for Coach Tony Baccarini at Keller Fossil Ridge... converted on 39 of 43 field goals in his career and was perfect on 172 career PAT attempts... named to the Associated Press All-State first team and to the Texas Sportswriters Association Class 5A All-State second team as a senior... selected to play in the 2009 US Army All-American Bowl in San Antonio... kicked a field goal and had two extra points in the game... also selected to play in the THSCA All Star Game in Austin in July... played baseball and soccer at Fossil Ridge.

## Personal

Christopher Lynn Boswell... Born: March 16, 1991 in Fort Worth... Son of Rick and Dawn Boswell, Keller... One brother, one sister... Kinesiology major... Martel College.

## CHRIS BOSWELL'S CAREER STATISTICS

KICKING	FG	FGA	FG%	LG	PATs
2010	11	17	64.7%	50	41 - 44 (93.2%)
2011	17	21	81.0%	54	31 - 32 (96.9%)
2012	23	29	73.3%	57	45 - 47 (95.7%)
<b>TOTAL</b>	<b>51</b>	<b>67</b>	<b>76.1%</b>	<b>57</b>	<b>117 - 123 (95.1%)</b>

FG SEQUENCE	20-20	30-39	40-49	50-
2010	4-5	1-2	4-7	2-3
2011	3-3	6-7	5-6	3-5
2012	8-8	4-5	5-8	6-8
<b>TOTAL</b>	<b>15-16</b>	<b>11-14</b>	<b>14-21</b>	<b>11-16</b>

KICKOFFS	G	KO	YARDS	AVG.	TB
2009	0	0	0	--	0
2010	12	6	324	54.0	1
2011	12	59	3721	63.1	14
2012	13	80	5102	63.8	49
<b>TOTAL</b>	<b>37</b>	<b>145</b>	<b>9147</b>	<b>63.1</b>	<b>64</b>

PUNTING	NO.	YARDS	AVG.	LONG	TB	FC	I20	50+	Blkd
2011	1	38	38.0	38	0	0	1	0	0
2012	14	567	40.5	53	2	5	5	1	0
<b>TOTAL</b>	<b>15</b>	<b>605</b>	<b>40.3</b>	<b>53</b>	<b>2</b>	<b>5</b>	<b>6</b>	<b>1</b>	<b>0</b>

## Single Game Highs

Field Goals - 5 vs. SMU (N 17, 2012)

PATs - 8 vs. East Carolina (N 20, 2010)

Longest Field Goal - 57 at Louisiana Tech S 15, 2012)

Points - 18 vs. SMU (N 17, 2012)

Longest Punt - 53 vs. Houston (S, 29, 2012)

## Career 50-yard Field Goals

<b>57</b>	<b>at Louisiana Tech (S 15, 2012)</b>
<b>56</b>	<b>vs. SMU (N 17, 2012)</b>
<b>54</b>	<b>vs. Tulane (N 19, 2011)</b>
<b>53</b>	<b>vs. UCLA (A30, 2012)</b>
	<b>vs. SMU (N 17, 2012)</b>
<b>51</b>	<b>at Houston (O 27, 2011)</b>
	<b>vs. Tulane (N 19, 2011)</b>
	<b>vs. SMU (N 17, 2012)</b>
	<b>at UTEP (N 24, 2012)</b>
<b>50</b>	<b>at North Texas (S 11, 2010)</b>
	<b>at North Texas (S 11, 2010)</b>



8

**Derek BROWN**

WR, 6-3, 225, Sophomore

Bay City, Texas (Bay City HS)

**Rice**

Earned a letter as a true freshman filling a number of roles, but looks to make his mark at wide receiver this year.

**2012**

One of eight true freshmen to play for the Owls... Versatile performer who opened the year at wide receiver and on special teams, then switched to defensive end when injuries thinned the roster and returned to wide receiver at the end of the year... Second on the team with three tackles on kickoffs and was credited with four during his stint on defense... Credited with a pair of assists vs. Houston while at DE... Credited with his first career tackle for loss (9 yards) vs. Southern Miss on a fumbled punt snap.

**Bay City High School**

District 23-4A Utility Player of the Year for coach Robert Blackmon at Bay City... Completed 101 of 197 passes for 1,500 yards and 11 touchdowns, rushed for nearly 700 more and seven TD and caught 12 passes

for 302 yards and a pair of scores... Top game as a senior was a 40-37 win over Brazosport when he totalled over 500 yards, including throwing for 364 yards with four scores and scored the game-winner with a one-yard run... Houston region Marine Corps Elite Warrior of the Year... Earned four letters in basketball, track and also lettered in swimming at Bay City High... Graduated in top 10 percent of his class (23rd overall).

**Personal**

Full Name: Derek Ray Brown... Born: January 19, 1994 at Galveston... Mother: Kimberly Brown (two brothers)... Baker College.

**DEREK BROWN'S CAREER STATISTICS**

YEAR	UT	AT	TOT	TFL	SACK	FF	FR	PBU	INT
2012	4	3	7	1/9	-	-	-	-	-

**Single Game Highs**

Tackles - 2 vs. Houston (S 29, 2012)

Solo tackles - 1 four times

Tackles for Loss - 1 vs. Southern Miss (O27, 2012)



29

**Bryce CALLAHAN**

CB, 5-10, 180, Junior

Cypress, Texas (Cy Woods HS)

**Rice**

Teams with senior Phillip Gaines to give the Owls one of the top cornerback duos in the country.

**2012**

Freshman All-America in 2011 whose season was cut short by an injury, but returned to form in the Armed Forces Bowl and enters his junior year tied for sixth among active players with eight career interceptions... Picked off two passes at Kansas to increase his career total to eight... Second interception late in the fourth quarter set the Owls up near midfield and in position for Chris Boswell's game-winning field goal which gave the Owls their first victory over a Big XII team... Credited with 33 tackles (25 solo) and a career-best two tackles for loss... Credited with 33 tackles (25 solo) and a career-best two tackles for loss... Credited with a career-high eight tackles vs. Marshall... Broke up seven passes and has 16 in 16 career games... Had a breakup in six of eight games in 2012... Preseason All C-USA by league

coaches and Blue Ribbon Football... Named to Phil Steele's All C-USA preseason second team and to the CFPA Defensive Back Trophy Watch List, as announced by the College Football Performance Awards.

## 2011

Freshman All-American by Sporting News and Scout.com... Second team all-conference by Rivals.com and third team by Phil Steele... C-USA All Freshman team and honorable mention All-Conference USA selection by league coaches...Led C-USA in interceptions (6) and second in passes defended (15)... Tied for sixth nationally in interceptions and 14th in passes defended... Lead all FBS freshmen with his six interceptions and second in passes defended... All of his interceptions came in the last nine games after playing role expanded due an injury to Philip Gaines... Callahan intercepted passes in three consecutive games (four total) before being shut out in the final two games... Over those last four games, he had a total of 12 passes thrown his way, picking off three, breaking up four others and two fell incomplete. One of the three completions came on fourth down, and Callahan made the tackle short of the first down marker to turn the ball over to Rice... Six interceptions were the most for an Owl since Dan Dawson matched the school record of seven in 2000... His pick of Case Keenum was only the third of the year off the Houston QB... Matched his career-high with five tackles vs. Houston... Credited with a season-high five tackles vs. Tulsa and also matched his season high with a pair of PBUs... Made his first career start vs. Memphis... Became the first Owl since Brandon King in 2008 to pick off a pair

of passes with his first two career interceptions at Southern Miss... Made his debut against Texas... Credited with his first career tackle vs. Purdue while also returning his first two career punts for a total of 15 yards (long of 10).

## 2010

Redshirted as a true freshman.

## Cy Woods High School

First-team 5A All-State by the AP and named to *Dave Campbell's Texas Football's* 2009 All-Texas High School team ... two-time All-District 15-5A selection for coach David Jones, leading the Wildcats into the playoffs in each of the school's first two seasons of varsity football ... ranked by *Dave Campbell's Texas Football* as one of the Top 20 defensive backs in Texas and a member of its Top 300 ... member of the *Houston Chronicle's* Top 100 ... reached the Division I semifinals in 2008 and quarterfinals as a senior ... recorded 136 tackles and eight interceptions on defense, 167 receiving yards and two touchdowns on offense ... also averaged 25.8 yards on punt returns and 21.2 yards on kickoff returns as a senior.... Honorable Mention Academic All-State.

## Personal

Full name: Bryce Jordan Callahan... Born: Oct. 23, 1991 in Moscow, Idaho ... Son of Heide Callahan and Stephen Williams, Houston... One brother, one sister... Father ran track at Idaho from 1984-88... Sport Management major... Wiess College.

## BRYCE CALLAHAN'S CAREER STATISTICS

YEAR	UT	AT	TOT	TFL	SACK	FF	FR	PBU	INT
2011	26	8	34	2.5-3	0.5-1	0	0	9	6-25
2012	25	8	33	2-4	-	0	0	7	2-0
<b>TOTAL</b>	<b>51</b>	<b>16</b>	<b>67</b>	<b>4.5-7</b>	<b>0.5-1</b>	<b>0</b>	<b>0</b>	<b>16</b>	<b>8-25</b>

## Single Game Highs


Tackles – 8 vs. Marshall (S 22, 2012)

Solo Tackles - 5 twice

Tackles for Loss - 2 vs. UCLA (A 30, 2012)

Quarterback Sack - 0.5 at SMU (N 26, 2011)

Pass Breakups - 2 three times

**23****Anthony CANADY**CB, 5-9, 170, Freshman  
Mesquite, Texas (Horn HS)**Rice**

2013 signee who looks to contribute in the Owls defensive backfield this year.

**Mesquite Horn High School**

Standout corner for coach Robbie Robinson and the Skeeters who saw his senior season end early because of an injury during summer 7-on-7 competitions... Saw action in just two games and was credited with 10 tackles and one interception... Earned All District 12-5A honors as a junior and honorable mention honors as a sophomore and was listed by Dave Campbell's Texas Football as one of the top 25 corners in the state heading into his senior year... Finished his high school career with 104 career tackles and eight interceptions... A member of the A/B Honor Roll who also competed in Speech and Debate.

**Personal**

Full name: Anthony Quartrell Canady II... Born: January 25, 1995 at Dallas... Parents: Anthony Canady and Keasha Turner (two sisters, one brother)... Rice major: Undeclared (humanities division).

**55****Nico CARLSON**OL, 6-3, 285, Junior  
Katy, Texas (Taylor HS)**Rice**

Started the last 12 games after finding a home on the offensive line.

**2012**

Shook off an injury during training camp to take control of a starting spot at guard and started the last 12 games... Originally ticketed to contend for openings on the defensive line, but injuries on the offensive side dictated a move to guard... Injured during camp and was held out of the opener vs. UCLA and then moved in as the starter.

**2011**

Credited with his first career tackle at Northwestern... Appeared in all 12 games as a reserve on the defensive front wall... Made his debut against Texas in the opener.

**2010**

Redshirted as a true freshman.

**Taylor High School**

Unanimous All-District 17-5A selection for coach Flint Risien at Katy Taylor HS ... named to the *Houston Chronicle's* Houston 100... Recorded 54 tackles, 10 TFL (four sacks), recovered three fumbles and forced two... Three-time NHSCA All-America in wrestling and won the 2009 state heavyweight title, winning three of his four matches with pins in less than two minutes... Finished second as a senior... Moved to Katy from Virginia Beach, Va. prior to his junior year.

**Personal**

Nico Riem Carlson... Born: Dec. 11, 1991 in The Azores... Son of Lee and Lori Wyre, Katy... One brother, four sisters... Kinesiology major... Will Rice College.

**NICO CARLSON'S CAREER STATISTICS**

YEAR	UT	AT	TOT	TFL	SACK	FF	FR	PBU	INT
2011	0	1	1	-	-	-	-	-	-

**Single Game High**

Tackles - 1 at Northwestern (N 12, 2011)





# 76

**Drew CARROLL**

OL, 6-4, 290, Junior

Abilene, Texas (Abilene HS)

## Rice

Rugged starter for most of his first two years who is working his way back from an injury that cut short his sophomore season.

## 2012

Veteran of the Owls offensive line with 20 career starts, but missed the last three games with an injury... Started the first 10 games and had started 20 of the last 21 before missing the final two... Owls' offense increased its rushing total by nearly 50 yards a game entering the bowl season ranked second nationally in time of possession thanks to improved line play... Graded from 86-94 percent in his 10 starts.

## 2011

C-USA All Freshman selection by league coaches as well as Rivals.com... Made his 10th consecutive start vs. Tulane on Senior Day, but missed the finale at SMU... Made his debut in the season-opener at Texas and then moved into the starting lineup at right guard against Purdue in the home opener.

## 2010

Redshirted first season in the Rice program.

## Abilene High School

First-team 5A All-State by the Associated Press and a two-time All-District 3-5A selection for coach Steve Warren as the Eagles won the state 5A Division II championship ... Team captain... Abilene finished the year ranked second in the nation by ESPN.com and MaxPreps.com... Also lettered in power lifting... Second-Team Academic All-State and a member of the National Honor Society.

## Personal

Andrew Harris Carroll... Born: July 31, 1991 in Arlington... Son of Bill and Suzy Carroll, Abilene... One brother... Kinesiology major... Hanszen College.



# 23

**Jayson CARTER**

RB, 4-9, 135, Sophomore

Houston, Texas (KIPP Houston)

## Rice

Walk-on who joined the team during the 2011 season... Participated in 2012 spring drills.

## 2012


Reserve.

## KIPP Houston High School

Four-year starter for the Wolves under coach Jason Jones... A member of the Science Club.

## Personal

Jayson Jerome Carter... Born: Sept. 22, 1992 at Houston... Son of Sharon Washington and Jerome Carter Sr., Houston (two brothers, four sisters)... Computer Science major... Duncan College.

**5****Justin CARTER**SAF, 5-11, 205, Freshman  
Hoover, Alabama (Spain Park HS)**Rice**


Looks to make a move on the depth chart after redshirting in his first year... Member of 2013 C-USA Commissioner's Honor Roll.

**Spain Park High School**

Three-year starter for coach Chip Lindsey at Spain Park in suburban Birmingham... All four members of Spain Park's defensive backfield earned FBS scholarships... Led team to playoffs all three seasons... Named the Jaguars Most Valuable Junior and earned All Shelby County honors... All-Academic first team... Senior class president... Member of the Spanish Honor Society... Graduated with a 4.0 GPA and ranked in the top 10 percent of his class.

**Personal**

Full Name: Justin Maxwell Carter... Born: January 29, 1994 at Ft. Benning, Ga. ... Parents Tracy (Trae) and Britta Carter (one brother)... Undeclared major in the Natural Sciences division... Sid Richardson College.

**64****Ty CARTER**DS, 6-2, 275, Freshman  
Houston, Texas (Mayde Creek HS)**Rice**

Deep snapping specialist will look to contribute this fall.

**Mayde Creek High School**

Two Time Mayde Creek Special Teams Player of the Year as a deep snapper and selected as MC Offensive Linemen of the Year as a senior for coach Lance Carter, who is also his father... Also earned second team all-district as a senior on the offensive line in 19-5A... Three Time Academic all-district selection... District runner up and Regional Qualifier in the Shot Put in Track... Was selected as a representative to the 2012 Boys State... was selected as a finalist for the Touchdown Club of Houston Spring Scholar Athlete of the Year for Track... Team Captain as a Senior.

**Personal**

Full name: William Tyler Carter... Born: June 20, 1995 at Corpus Christi... Parents: Lance Carter and Gina Childers (two brothers, one sister)... Father, Lance, played offensive line at Blinn College and East Texas State (1985-89) and is the head coach at Mayde Creek High School... Rice major: Undeclared (humanities division)... Brown College.

**87****Connor CELLA**TE, 6-3, 240, Freshman  
Katy, Texas (Taylor HS)**Rice**

Moved to the top of the depth chart after a strong spring as the Owls look to reload at tight end.

**2012**

Redshirt.

**Taylor High School**

All District 19-5A selection at defensive end for coach Flint Risien at Taylor HS... Also saw action at tight end and was tabbed by *Dave Campbell's Texas Football* as the 6th best tight end recruit in their 2011 postseason edition... Also plays basketball honors... All-Academic first team... Senior class president... Member of the Spanish Honor Society... Graduated with a 4.0 GPA and ranked in the top 10 percent of his class.

**Personal**

Full Name: Connor Matthew Cella... Born: October 8, 1993 at Lafayette, La. ... Parents: Gene and Lea Cella... Undeclared major in the Social Sciences division... Duncan College.

**56****Christian COVINGTON****DT, 6-3, 285, Sophomore****Surrey, B.C. (Vancouver College Prep)****Rice**

Rising star on the defensive line who looks to build on an outstanding rookie campaign... One of three Owls named to the coaches All C-USA preseason team... Member of 2013 C-USA Commissioner's Honor Roll.

**2012**

Solidified on of the two interior defensive line questions for the Owls heading into the season, with 20 hurries and finishing with 43 tackles (25 solo), eight tackles for loss, five sacks, forcing one fumble and breaking up a pass... Led all C-USA freshmen and was tied for second nationally among first year players with five sacks... Closed strongly with a TFL in each of the last five, including sacks in four of the last five... Top tackle effort was seven vs. Marshall... Closed out a rock-solid redshirt freshman season by being named to *USA Today's* All-Bowl team for his efforts vs. Air Force in the Armed Forces Bowl.

**Vancouver College Prep**

Provincial Defensive MVP for coach Todd Bennett while leading the Fighting Irish to the Provincial Championship... ranked as the top defensive lineman in Canada... credited with 83 tackles, including 15 sacks as a senior ... had 276 tackles and 38 sacks in his career... credited with four tackles in the 2010 National Underclassmen Combine All-World Grid-iron Classic held in Charleston, S.C.

**Personal**

Christian Coral Cleveland Covington... Born: Oct. 16, 1993 in Vancouver, British Columbia... Son of Grover and Natasha Covington... Two sisters ... Father is a member of the Canadian Pro Football Hall of Fame after a standout career with the Hamilton Tiger Cats from 1981-91... Kinesiology major... Duncan College.

**CHRISTIAN COVINGTON'S CAREER STATISTICS**

YEAR	UT	AT	TOT	SK/Y	TFL/Y	FF	FR	PD	INT/Y
2012	26	17	43	5.0 / 35	8.0 / 42	1	-	1	-

**Single Game Highs**

Tackles - 7 vs. Marshall (S 22, 2012)

Solo tackles - 5 vs. Marshall (S 22, 2012)

Tackles for Loss - 1.5 vs. Southern Miss (O 27, 2012)

Sacks - 1, three times

**3****Jawon DAVIS****RB, 5-7, 195, Freshman****Sealy, Texas (Sealy HS)****Rice**

2013 signee who joins a stable of talented running backs on the Owls.

**Sealy HS**

Power-packed running back who was a three-time All District 25-3A selection in his career for coach Jimmie Mitchell at Sealy... Rushed for over 4,000 yards in his career, including over 1,200 as a senior... Four-year letterman who saw his team's drive for a fourth consecutive district title ended by El Campo, which was led by a pair of fellow Owl signees (Cole Hunt and Trey Martin)... Also ran track... Member of the Academic Excellence program.

**Personal**

Full name: Jowan Quinton Davis... Born: June 27, 1994 at Eagle Lake... Parents: Eric and Tanya Davis (three brothers, three sisters)... Cousin, Emmanuel Sanders, plays wide receiver for the Pittsburgh Steelers... Rice major: Undeclared (humanities division).



# 78

## Brandon DAWKINS

OL, 6-7, 305, Freshman

Dallas, Texas (Prestonwood Christian)

### Rice

Athletic line recruit who looks to work into the rotation after a productive redshirt year in the weightroom... Member of 2013 C-USA Commissioner's Honor Roll.

### 2012

Redshirted.

### Prestonwood Christian

Second-team TAPPS Division 1 All State and first team all district selection for coach Chris Cunningham at Prestonwood Christian Academy... Led the Lions to the state semifinals as a senior after winning the title in his junior year... Served as team captain for the Blue team in the Tom Hillary DFW Classic in December... Multi-sport athlete in high school, swimming the 50 meter freestyle for the state champs, playing water polo on the state championship team... Played on Prestonwood's state championship basketball team and threw the shot and discus in track... Member of the National Honor Society... Participated in Future Problem Solvers... Served as the J&J Teen Liaison to Legislative Session "On The Hill" Summit in Washington, D.C. ... Served as a clerk for a pair of Dallas County Criminal Court judges.

### Personal

Full Name: William Brandon Monroe Dawkins... Born: October 3, 1993 at Chicago, Illinois. Parents: Bill and Brenda Dawkins (one brother, two sisters).. One uncle, Bert Adams, originally signed to play football at Rice but delayed his start for three years after being drafted by California in baseball. Another uncle, Charlie Adams, played football at SMU... Cousin, Shannon Boatman, played football at Florida State... Hanszen College.



# 39

## Cameron DECCELL

K/P, 6-4, 205, Freshman

McKinney, Texas (Boyd HS)

### Rice

Heads into camp at the top of the depth chart at punter after redshirting in 2012.

### Boyd High School

All-District 10 5A selection as a punter and second team as a WR as a junior for coach Don Drake at Boyd HS... Caused touchbacks on 65% of his kickoffs as a senior, with 20 of his 55 kicks going out of the end zone... Averaged 37 yards and a 4.7 second hang time per punt with a long of 72 ... Won Boyd's Academic Excellence Award and named King of Athletics in 2010.

### Personal

Full Name: George Cameron Decell... Born: January 28, 1994 at Dallas... Parents: Marion Morrison and Damian Decell (two sisters)... Father played soccer at Christopher Newport... Step-father (Tony Morrison) was a wide receiver at Louisiana Monroe (1976-79)... Step-sister (Sarie Morrison) is two-time All American gymnast at LSU... Two cousins also played football (Cash Cameron at TCU and Austin Bollenbach at Oklahoma State)... Undeclared major in the Engineering division... Hanszen College.



# 32

**Darik DILLARD**

RB, 5-10, 195, Freshman

San Antonio, Texas (McArthur HS)

## Rice

Talented running back prospect who looks to challenge for playing time after a redshirt freshman year... Member of 2013 C-USA Commissioner's Honor Roll.

## 2012

Redshirted.

## McArthur High School

Offensive MVP for coach Ben Cook at McArthur HS... Younger brother of former Owls All-America wide receiver Jarett Dillard, currently with the Detroit Lions.. Earned second team All-State honors and first team All-San Antonio honors as a junior and second team All-San Antonio as a senior... Led McArthur to the 5-A DII state quarterfinals as a junior... Rushed for 4,100 yards and added another 900 yards receiving in his career... Plays basketball and led McArthur to the regional finals as a junior... Academic All State as a senior... Wendy's High School Heisman regional finalist... Ranks third in a class of 557... Served as treasurer for

both the National Honor Society and his senior class... Peer Assistant Leadership Program (PALS)... Tutored English to elementary students and to others through the English Second Language program... First place winner in the Teachers' Choice Night Gallery Art Show... First place in TSA State Architecture competition... Junior Financial Chairman of the National Society of Black Engineers. Set a Guinness World Record for the most High Five's in an hour on the last day of high school as part of an anti-bullying initiative. He slapped 2,215 hands while running down the halls of McArthur HS, breaking the old record of 1,362.

## Personal

Full Name: Darik David Dillard... Born: November 11, 1993 at San Antonio... Parents: Porter and Robin Dillard (one brother, one sister)... Brother, Jarett, is a member of the Detroit Lions and was a two-time All-America wide receiver for the Owls who holds the NCAA career record for touchdown receptions (60) and most consecutive games with a touchdown reception in a season (13)... Sister, Tai, played basketball at Texas from 1999-2003 and for three seasons in the WNBA... She is now an assistant basketball coach at UTSA... Undeclared major in the Engineering division... Jones College.



# 30

**Jeremy EDDINGTON**

TE, 6-2, 250, Senior

Paris, Texas (Chisum HS)

## Rice

Dynamic talent who enters his senior season giving the Owls a variety of playing options after adding tight end to his resume in the spring.

## 2012

Sealed the Owls' run towards a bowl berth by ending the longest stretch of games without a kickoff return touchdown in the nation... Shocked UTEP with a 97-yard scoring burst with six minutes left in the game after the Miners had cut the Rice lead to two, ending a streak of 319 games without a kickoff return that stretched back to 1984... Finished the night with 279 all-purpose yards, the second-most in school history, while his 210 yards on four returns also ranked second in school history... Rushed for 126 yards on 23 carries in the final two games, including a season-best 67 on 10 carries vs. SMU as the Owls rode his running to dominate possession time in the fourth quarter.

2011

Caught a career-high three passes vs. UTEP for 25 yards and added 16 yards and a touchdown on the ground in the Homecoming victory... Rushed for 20 yards on six carries at Houston... Returned five kickoffs for 112 yards, including a long of 26 at Southern Miss... Found the end zone for the first time in 2011 at Baylor... Saw action at RB, while also lining up as one of the Owls' two deep backs on kickoff returns in the opener at Texas.

2010

True freshman who was originally slated for a redshirt, but was called into action after injuries depleted the roster... Wound up earning the Joe F. Lipscomb Award as Rice's top freshman ... Led the team with 10 touchdowns, all of them in conference play (second in the league for conference games)... Second on the team with 365 yards rushing... Tied the school record by rushing for four touchdowns as part of a 143-yard rushing day against ECU... Opened the game as the starter at quarterback as the Owls began in their Wildcat formation... Broke through the middle on an 88-yard touchdown run against the Pirates, the longest play from scrimmage by the Owls since Kyle Herm scored from 95 yards out against Nevada in 2003... Play ranks only behind Herm's run as the longest by an Owl in Rice Stadium history and matches the fourth-longest scoring run in school history (Bob Nemir vs. Southwestern, Oct. 6, 1945)... Topped 100 yards for the first time in his career, rushing for 103 yards on 14 carries out of the Wildcat formation against Tulane... Scored four touchdowns in the last five games... Rushed for 34 yards on five

carries at UTEP, including a 25-yard burst... Made his debut against SMU on special teams and then scored a touchdown on his first career carry, a one-yard run late in the same game.

Chisum High School

MVP of District 12-2A as well as MVP of the All-Red River Valley team as a senior quarterback for coach Don Hasley... Ran for 1,650 yards and scored 22 touchdowns as a senior... Also earned All-Red River Valley honors as a defensive end... All-district selection in basketball as a junior and qualified for the state track meet in both the long jump and triple jump as a senior... Served as a class officer as both a freshman and sophomore and was elected Homecoming King as a senior.

Personal

Jeremy Eddington... Born: Aug. 7, 1992 in Sulphur Springs... Son of Rita and Victor Adams... One brother... Sport Management major... Jones College.

JEREMY EDDINGTON'S CAREER STATISTICS

RUSHING						
YEAR	ATT	YARDS	YDS/ATT	LONG	TD	YDS/G
2010	59	365	6.2	88	10	52.1
2011	25	62	2.5	20	2	5.2
2012	45	201	4.5	36	1	22.2
TOTAL	129	628	4.9	88	13	22.4

RECEIVING

YEAR	REC	YARDS	YDS/REC	LONG	TD	YDS/G
2010	0	0	--	0	0	--
2011	5	34	6.8	14	0	2.8
2012	3	12	4.0	10	0	1.3
TOTAL	8	46	5.8	14	0	1.6

KICK RETURNS

YEAR	NO	YDSY/RET	LG	TDYDS/G
2010	0	0	--	0 .0
2011	21	435	2.7	41 0 36.3
2012	9	306	34.0	97 1 3.8
TOTAL	30	741	24.7	97 1 25.4

Single Game Highs

Pass Completions - 1 at Tulane (N 13, 2010), 1 vs ECU (N 20, 2010)  
Pass Attempts - 2 vs ECU (N 20, 2010)  
Passing Yards - 9 vs ECU (N 20, 2010)  
Rushing Attempts - 16 vs ECU (N 20, 2010)  
Rushing Yards - 143 vs ECU (N 20, 2010)  
Rushing Touchdowns - 4 vs ECU (N 20, 2010)  
Kickoff Returns - 5 at Southern Miss (O 1, 2011)  
Kickoff Return Yards - 112 at Southern Miss (O 1, 2011)



# 46

## Nick ELDER

LB, 6-0, 220, Sophomore

San Antonio, Texas (Central Catholic HS)

### Rice

Looks to build on experience gained on special teams while earning his first letter as a redshirt freshman... Member of 2013 C-USA Commissioner's Honor Roll.

### 2012

Redshirt freshman who saw extensive action on special teams, picking up a pair of tackles on kickoff coverage... Picked up his first career tackles at Tulane and added his second in the season finale at UTEP... 2012 C-USA Commissioner's Honor Roll member.

### 2011

Redshirted.

### Central Catholic High School

TAPPS Division I All-State and All-District selection as a senior for coach Calos Enrico... Received postseason accolades despite missing all but the last five games of the season because of an injury... Returned to action and recorded 67 tackles (43 solos and 24 assisted) in those five games... Named to the *San Antonio Express-News* Sub 5A All-Area second team (includes public and private schools)... Academic All-State selection.

### Personal

Nicholas Victor Elder... Born: Oct. 14, 1992 in San Antonio... Son of Dan and Chris Elder... Two brothers... Older brother, Michael, is a junior strong safety at Carleton College in Minnesota... Economics and Sport Management major... Sid Richardson College.

### NICK ELDER'S CAREER STATISTICS

YEAR	UT	AT	TOT	TFL	SACK	FF	FR	PBU	INT
2012	1	1	2	-	-	-	-	-	-

### Single Game Highs

Tackles - 1 twice

Solo tackles - 1 at Tulane (N 3, 2012)



# 6

## Zach ESPINOSA

SAF, 6-2, 215, Sophomore

Cedar Park, Texas (Cedar Park HS)

### Rice

Hard-hitting safety who stepped into an immediate role on special teams as a true freshman and continued to push for a larger role in the spring.

### 2012

One of eight true freshmen to play this season... Earned most of his playing time on special teams, picking up a pair of stops on kickoff returns... Also picked up one tackle and a forced fumble while at safety vs. Southern Miss.

### Cedar Park High School

All-District 25-4A selection at safety as a junior and senior for coach Chris Ross at Cedar Park, while leading the Timberwolves to back-to-back appearances in the state quarterfinals... Credited with 59 tackles, five interceptions, two fumble recoveries, two forced fumbles and broke up 11 passes while earning All-Centex first team honors as a senior... A member of the Hill Country News "Dazzling Dozen"... Ran track and was part of Cedar Park's 4x100 relay that reached the regional finals...

Academic All State.

Personal

Full Name: Zachary R. Espinosa... Born: August 20, 1993 at Concord Calif. ... Parents: Art and Kelli Espinosa (one brother, one sister)... Brother (Dom) plays center at Texas... Sid Richardson College.

ZACH ESPINOSA'S CAREER STATISTICS									
YEAR	UT	AT	TOT	TFL	SACK	FF	FR	PBU	INT
2012	2	1	3	-	-	1	-	-	-

Single Game Highs

Tackles: 1 three times  
Solo tackles: 1 twice



48  
Tanyan FARLEY  
TE, 6-2, 245, Junior  
Arvada, Colo. (Ralston Valley HS)

Rice

Walk-on who looks to expand his playing role this spring after reaching the field for the first time in 2012... Three-time member of C-USA Commissioner's Honor Roll.

2012

Completed his battle back from a knee injury, earned playing time on special teams, then stepped into the deep snapping role on place kicks in the last two regular season games... Had taken up deep snapping after arriving on campus and stepped in to center on Chris Boswell's school-record five field goals vs. SMU when regular snapper Trevor Gillette was injured... Continued as deep snapper for the regular season finale vs. UTEP.

2011

Injury rehab.

2010

Redshirted in his first year on campus.

Ralston Valley High School

All-State selection at tight end for coach Matt Loyd at Ralston Valley... Finalist for Colorado Player of the Year... Won the Daniel Graham Award as the tight end of the year... Mustangs won three league titles during his career... Played baseball and threw the shot in track as well... National Honor Society member... Also a member of the Ralston Valley mentor program and its Athletic Leadership Club.

Personal

Tanyan Farley... Born: Jan. 1, 1992 in Denver, Colo. ... Son of Malcom and Barbara Farley... Father played basketball at Metro State... Sport Management major... Baker College.





# 32

## James FARRIMOND

K/P, 215, Sophomore

San Antonio, Texas

(Churchill HS)

### Rice

Walk-on punter and kicker who earned first playing time in 2012... Two-time member of C-USA Commissioner's Honor Roll.

### 2012

Back up to Chris Boswell who made his debut on special teams vs. Houston and attempted his first career PAT vs. Air Force.

### 2011

Redshirted in his first season while earning a spot on the C-USA Commissioner's Honor Roll.

### Churchill High School

2011 graduate of Churchill High School... All District 26-5A as a senior for coach Glenn Hill as a safety and punter for the Chargers... Earned second-team All-San Antonio honors... Had 65 tackles as a senior, five for loss, forced one fumble, recovered three others and had one interception... Returned his lone interception for an 87-yard touchdown to earn

San Antonio "Play of the Week" accolades... Forced 29 touchbacks on kickoffs and averaged 40 yards per punt... Earned Academic All District and All State honors and graduated Summa Cum Laude... Served on the Churchill High Parliament, a member of the National Honor Society and the Spanish Honor Society... Elected senior class Vice President as a senior.

### Personal

James Farrimond... Born: Dec. 9, 1992 at San Antonio... Son of Scott and Ann Farrimond (three sisters)... Cousin, Ashley Gross, played volleyball at Trinity from 2002-06... Economics and Sport Management major with a Business minor... Sid Richardson College.



# 25

## Jaylon FINNER

SAF, 5-10, 195, Junior

Missouri City, Texas (Elkins HS)

### Rice

Saw a promising sophomore season cut short by an injury and looks to continue his progress back this fall.

### 2012

Recorded a career-best four tackles vs. Houston and ended the year with seven stops... Forced a fumble vs. UCLA in the opener... Season came to a premature end with an injury vs. UTSA.

### 2011

Saw action in all 12 games on special teams and in the safety rotation... Finished with 19 tackles, 14 at safety and five on special teams... Fourth on the team with five special teams tackles... Recovered a fumbled punt return vs. Tulane, his second special teams fumble recovery of the season... Matched his season-high (fourth time) with three tackles vs. UTEP... Made his debut in the opener at Texas and made one tackle... Matched that with one tackle vs. Purdue in the home opener... Credited with a season-best three tackles and also recovered a fumble at Baylor.

## Elkins High School

Two-time All-District 23-5A selection for coach Robert Crivellari... Ranked by Rivals.com as the 45th best safety prospect in the nation... Ranked as one of the top 10 safeties in Texas in *Dave Campbell's Texas Football* postseason edition... Credited with 78 tackles, five sacks, an interception and seven pass breakups as a senior... Finished his career with 176 tackles and six interceptions... Member of the *Houston Chronicle's* Greater Houston 100... Also competed in track... Member of the National Honor Society and received Elkins' Academic Excellence Award.

## Personal

Jaylon Trevar Finner... Born: May 28, 1993 in Houston... Son of Troy Finner and Sheree Anderson... One brother, one sister... Kinesiology major... Martel College.

### JAYLON FINNER'S CAREER STATISTICS

YEAR	UT	AT	TOT	TFL	SACK	FF	FR	PBU	INT
2011	16	3	19	0-0	0-0	0	2	1	0
2012	3	4	7	0-0	0-0	1	2	1	0
<b>TOTAL</b>	<b>19</b>	<b>7</b>	<b>26</b>	<b>0-0</b>	<b>0-0</b>	<b>1</b>	<b>2</b>	<b>1</b>	<b>0</b>

## Single Game Highs

Tackles - 4 vs. Houston (S 29, 2012)

Solo Tackles - 3 vs Memphis (O 8, 2011), 3 vs UTEP (N 5, 2011)

Fumble Recoveries - 1 at Baylor (S 24, 2011), 1 v Tulane (N 19, 2011)

Pass Breakups - 1 vs Tulsa (O 22, 2011)



# 89

## Christian FLETCHER

WR, 6-2, 210, Junior

Fort Worth, Texas (Trinity Valley HS)

## Rice

Two-year letterman with his special teams work who looks to continue to expand his role.

## 2012

Valuable performer on special teams all season... Saw action in eight games during the season.

## 2011

Made his debut on special teams at Northwestern and saw action in the last three games.

## 2010

Redshirted.

## Trinity Valley High School

Defensive Player of the Year for the 2009 SPC Champions under coach Aaron Mattox... Earned All-SPC honors and named team captain... Caught 13 passes for 253 yards and four touchdowns while missing six games with an injury... Also credited with 34 tackles and picked off a pair of passes on defense... During career caught 54 passes for 811 yards and nine TDs and recorded 164 tackles... Also played basketball and ran track on Trinity Valley's state title teams... Also participated in theater at Trinity Valley.

## Personal

Christian Scott Fletcher... Born: April 30, 1992 in Walnut Creek, Calif. ... Mother is Angela Yonke and step-father is Bob Yonke... Has an older brother, younger sister... Step-father played basketball at Emporia State... Sports Management major... Baker College.



# 19

## Alex FRANCIS

CB, 5-9, 190, Senior

Missouri City, Texas (Hightwer HS)

### Rice

Stepped into a major role when called upon last season and delivered with solid play down the stretch of the Owls' drive to the Armed Forces Bowl.

### 2012

Veteran who completed his recovery from an injury in 2010 by excelling in an expanded role at corner during the season... Finished with a career-high 20 tackles (15 solo), including 2.5 for loss and sharing a sack... Had tackles in 10-of-12 games... Led the team with five special teams... Top tackle game was four vs. SMU (one for loss) when called upon for expanded duty due to injuries.

### 2011

Bounced back from an injury that cut his 2010 season short to become a productive member on special teams... Saw action in 11 games on special teams and tied for sixth on the squad with four special teams tackles (two each vs. Memphis and UTEP).

### 2010

Moved into the cornerback rotation after a redshirt season and was establishing a role as a kick returner before a season-ending injury the fourth week of the season (against Baylor)... Returned a pair of kickoff returns for 40 yards against Baylor before sustaining the injury... Racked up 66 yards on three kickoff returns vs. Northwestern... Saw action as a reserve in the first two games of the season.

### 2009

Redshirted his first year on campus.

### Hightower High School

All-District 24-5A selection for Coach Shane Hallmark while leading the Hurricanes to the championship game of Division 1 5A... Named second-team All-Greater Houston... Finished his senior year with 70 tackles, 18 pass breakups and four interceptions... Three-year letterman during which the Hurricanes posted a 32-9 record... Ran on state champion 4x200 and runner-up 4x100 relays sophomore year as Hightower captured the 5A team title.

### Personal

Alex Jerome Francis... Born: Jan. 3, 1991 in Houston... Son of Alex and Andrea Francis, Missouri City... One sister... Four uncles played in the NFL (James Francis, Bengals, 1990-98; Ron Francis, Cowboys, 87-90; Heath Sherman, Eagles, 89-93; and Lamar Lathon, Oilers & Panthers, 90-98)... Economics/Sport Management major... McMurtry College.

### Alex Francis' Career Statistics

YEAR	Defense			Kickoff Returns			
	UT	AT	TOT	KOR	YDS	TD	LG
2010	-	-	-	5	106	0	25
2011	2	2	4	-	-	-	-
2012	15	5	20	-	-	-	-
<b>TOTAL</b>	<b>17</b>	<b>7</b>	<b>24</b>	<b>5</b>	<b>106</b>	<b>0</b>	<b>25</b>


### Single Game Highs

Total Tackles - 2 vs Memphis (O 8, 2011), 2 vs UTEP (N 5, 2011)

Solo Tackles - 1 vs Memphis (O 8, 2011), 1 vs UTEP (N 5, 2011)

Kickoff Returns - 3 vs Northwestern (S 18, 2010)

Kickoff Return Yards - 66 vs Northwestern (S 18, 2010)



# 20

## Corey FRAZIER

SAF, 6-1, 210, Senior

Eden Prairie, Minn. (Eden Prairie HS)

### Rice

Veteran leader among the Owls' safeties who saw his 2012 season end after on game because of an injury... One of two Rice seniors (Klein Kubiak) whose father is the head coach of an NFL team.

### 2012

Credited with three tackles vs. UCLA...Injured in that game and was lost for remainder of year... Named to *Dave Campbell's Texas Football* Pre-season All-Texas College second team.

### 2011

Sixth on the team with 46 tackles... Credited with a pair of tackles for loss in the finale at SMU and also recovered an onside kick late in the game to set up the Owls' with a final possession... Picked off his first pass of the year and second of his career with a second-quarter theft of Northwestern's Dan Persa... Also credited with five tackles, including a shared tackle for loss against the Wildcats... Returned to the starting lineup vs. Tulsa and was credited with a pair of tackles... Shared his first career

tackle for loss at Marshall... Credited with seven tackles and recovered a fumble at Baylor... six stops in the opener at Texas and four in the home opener vs. Purdue... Named to *Dave Campbell's Texas Football* Preseason All-Texas College first team.

### 2010

Led the Owls with 83 tackles in his first year as a starter... Broke up six passes in the last three games of the season... Credited with 10 tackles vs. Houston, his third double-figure tackle game of the season .. Chalked up a career-high 12 tackles along with a fumble recovery against Baylor... Credited with 10 tackles vs. Northwestern... Picked off his first career pass at North Texas... Made his first career start in the opener against Texas at Reliant Stadium and was credited with seven tackles.

### 2009

Ended the year with a season-best four tackles at Houston... Credited with two tackles at ECU and matched that tally the following week vs. UCF... Picked up his first career tackle vs. Vanderbilt... Added his second stop vs. Navy.

### Eden Prairie High School

All-state selection for Coach Mike Grant at Eden Prairie... Credited with 56 tackles, 15 breakups and five interceptions as a senior... Also caught 35 passes for 478 yards and five touchdowns on offense... State champions his sophomore and junior years... Prep team ranked 11th in the nation junior season... Also played baseball and basketball for the Eagles.

### Personal

Corey Leslie Frazier... Born: June 17, 1991 in Chicago, Ill. ... Son of Gale and Leslie Frazier, Eden Prairie, Minn. ... One brother, one sister... Father was a starter at cornerback for the Chicago Bears when they won Super Bowl XX and is currently the head coach of the Minnesota Vikings... Brother played football at Illinois... Economics major... McMurtry College.

### COREY FRAZIER'S CAREER STATISTICS

YEAR	UT	AT	TOT	TFL	SACK	FF	FR	PBU	INT
2009	9	3	12	-	-	-	-	-	-
2010	61	22	83	-	-	-	1	6	1/0
2011	22	24	46	3-7	-	-	1	2	1/0
2012	3	0	3	3-7	-	-	1	2	1/0
<b>TOTAL</b>	<b>95</b>	<b>49</b>	<b>144</b>	<b>3-7</b>	<b>-</b>	<b>-</b>	<b>2</b>	<b>8</b>	<b>2/0</b>

### Single Game Highs

Tackles - 12 vs Baylor (S 25, 2010)

Solo Tackles - 10 vs Baylor (S 25, 2010)

Pass Breakups - 2 at Tulane (N 13, 2010), 2 vs UAB (N 27, 2010)

Interceptions - 1 at North Texas (S 11, 2010); 1 at Northwestern (N 12, 2011)



# 11

## Garrett FUHRMAN

SAF, 5-8, 180, Sophomore  
Lansing, Mich. (Eastern HS)

### Rice

Scrappy safety who responded to opportunity as a true freshman and earned his first letter... Member of 2013 C-USA Commissioner's Honor Roll.

### 2012

One of eight true freshmen to see action in 2012... Second to Derek Brown among freshmen with six tackles (tied for second on team), including four on kickoff coverage and two while playing at safety... Originally ticketed for a redshirt but pressed into action vs. Houston in the fifth week of the year... Credited with his first tackle vs. Southern Miss and then picked up two more at Tulane... Also forced a fumble on a kickoff return vs. Tulane to set up the Owls' second touchdown... Credited with a pair of solo tackles vs. SMU.

### Eastern High School

First Rice scholarship recruit from Michigan since WR Darrell Goolsby from Detroit in 1984... All-conference and all-area selection for coach Robert McBride at Lansing Eastern HS... Credited with 95 tackles and one interception as a senior... Named to the Lansing State Journal Dream Team... Played golf and ran track... National Honor Society... Junior class president... Ranked in the top 10 in his senior class.

### Personal

Full Name: Garrett Fuhrman Born: November 30, 1993 at Lansing, Mich.  
... Parents: Jeff and Mary Fuhrman (one sister)... Lovett College.

### GARRETT FUHRMAN'S CAREER STATISTICS

YEAR	UT	AT	TOT	TFL	SACK	FF	FR	PBU	INT
2012	5	1	6	-	-	1	-	-	-

### Single Game Highs

Tackles - 2 @Tulane (N 3, 2012)

Solo Tackles - 2 @Tulane (N 3, 2012)

Pass Breakups - 2 at Tulane (N 13, 2010), 2 vs UAB (N 27, 2010)

Interceptions - 1 at North Texas (S 11, 2010); 1 at Northwestern (N 12, 2011)



# 15

## Phillip GAINES

CB, 6-1, 185, Senior  
Converse, Texas (Judson HS)

### Rice

Coaches preseason choice as the C-USA Defensive Player of the Year and on the Thorpe Award Watch List after finishing second in the country in pass breakups to highlight a standout season... Only junior selected by his teammates as a co-captain of the 2012 Armed Forces Bowl Champions.

### 2012

Returned to his role as the Owls' leader in the defensive backfield after missing most of 2011 with an injury... Consensus All-Conference USA selection and a member of *Dave Campbell's Texas Football's* postseason All-Texas College team... Led C-USA and was second nationally with 18 pass breakups... Total does not include the most important breakup of the year, his stripping of a potential game-tying two-point conversion attempt by Tulane with less than a minute in the game... PBUs saved 38 points from scoring (6 TD passes plus the two-point attempt)... Led the conference and was tied for eighth nationally with 1.50 passes defended per game... Gaines' PBU total is seven more than his career to-

tal coming into the season and are the most in school history... They also are tied for the 10th most in NCAA history since the statistic was first tracked in 2003... Broke up four passes in back-to-back games vs. Marshall and Houston... Matched his career-best with a pair of tackles for loss... Top tackle game was seven at Kansas... Returned a fumble 12 yards for a touchdown vs. Memphis, his second career defensive touchdown (recovered a fumbled punt in the end zone vs. SMU in 2010).

2011

Made three starts before sustaining an injury at Southern Miss... Credited with a pair of tackles, including one for a loss and broke up a pass in the home opener vs. Purdue... Picked up his second career sack, as well as five tackles and a pass breakup in the opener at Texas.

2010

Won the Jess Neely Defensive Award, honoring the team's top defensive back after placing third on the team with 64 tackles ... broke up six passes, including one in each of the last four games ... returned to the starting lineup at Tulsa and was credited with eight tackles and also blocked a PAT ... matched his career high with a pair of pass breakups vs. UTEP ... scored his first career touchdown, recovering a fumbled punt return in the end zone vs. SMU ... credited with nine tackles as well as his first sack and forced a fumble against Northwestern ... returned to the starting lineup for the season-opener against Texas and was credited with a career-best seven tackles ... added six stops against North Texas.

2009

Returned to the starting lineup vs. SMU and credited with three tackles, before suffering an injury that ended his season ... had not started the previous two games due a broken wrist suffered vs. Navy, but then played with a cast ... had started four straight games and chalked up 18 tackles over that stretch before his injury, including back-to-back, career-high games with five tackles (vs. Tulsa and Navy) ... broke up a pair of passes against Vanderbilt ... made his first career start at Oklahoma State ... earned a start after picking up four tackles at Texas Tech ... made his debut in the opener at UAB.

Converse Judson High School

Two-year letterman for Coach Jim Rackley at Converse Judson ... totaled 110 tackles and four interceptions during his two seasons ... blocked five kicks as a senior ... played in the Region III final at Rice Stadium as a junior as Judson advanced to the state title game ... ranked as one of the top 110 hurdlers in the state as a senior ... ran a leg on Judson's 4x100m relay that finished third at the state track meet as a junior ... a member of the National Honor Society.

Personal

Phillip Winfield Gaines ... Born: April 4, 1991 in Concord, Mass. ... Son of Susan McFarland and Bill Gaines, San Antonio ... One brother ... Economics major ... Wiess College.

PHILLIP GAINES' CAREER STATISTICS

DEFENSE	UT	AT	TOT	SK/Y	TFL/Y	FF	FR	PD	INT/Y
2009	28	3	31	-	1.0 / 1	-	-	3	-
2010	51	13	64	1.0 / 11	2.0 / 15	1	1	6	-
2011	8	3	11	1.0 / 14	2.0 / 15	-	-	2	-
2012	23	10	33	-	2.0 / 6	-	1/12	18	-
TOTAL	110	29	139	2.0 / 25	7.0 / 37	1	2/12	29	-

Gaines Single Game Highs

Tackles - 9 vs. Northwestern (S 18, 2010)  
Solo Tackles - 7 vs. Northwestern (S 18, 2010)  
Forced Fumble - 1 vs. Northwestern (S 18, 2010)  
Fumble Recovery - 1 twice  
Pass Breakups – 4 twice

Defensive Touchdowns

October 2, 2009 vs. SMU fumble recovery in end zone  
October 2, 2012 at Memphis 12 yard fumble return



# 83

## Andre GAUTREAUX

WR, 6-0, 200, Senior

Friendswood, Texas (Friendswood HS)

### Rice

Solid senior performer who fills a variety of roles for the Owls... Four-time member of C-USA Commisioner's Honor Roll.

### 2012

Versatile performer who caught three passes while averaging 37.1 yards on 11 punts and also taking on holding chores on kicks for one game... Four of his 11 kicks went for more than 40 yards, including a career-best 55 yarder vs. SMU... Put a pair of punts inside the 20... Had catches vs. Kansas, Marshall and Memphis.

### 2011

Tied for fifth on the team with 177 yards receiving and sixth with 14 receptions... Added 89 yards on five kickoff returns and 38 yards rushing on a pair of reverses to finish with 299 all-purpose yards... Hauled in a career-long, 43-yard reception from fellow wideout Jordan Taylor to set up the Owls' touchdown at Northwestern... Grabbed three passes for 24 yards vs. UTEP... Picked up 47 yards on a reverse vs. Houston for his first

collegiate rush, which was briefly the Owls' longest run from scrimmage until Tyler Smith scored on a 97-yard rush later in the game... Doubled his season total with a career-best four catches for 51 yards vs. Tulsa... Made his first career start vs. Memphis... Broke into the stats column in a big way at Baylor, grabbing a 19-yard scoring strike from Taylor McHargue for his first career catch and adding a 14-yarder to keep alive a second scoring drive... Saw his first career action in the opener at Texas... won the Bill Whitmore Award as the most improved player of the spring.

### 2010

Reserve.

### 2009

Redshirted during his first year on campus.

### Friendswood High School

All-District 24-4A as well as a second-team 4A All-State selection by the Associated Press after leading Friendswood to the state semifinals for Coach Steve Van Meter... Finished the year with 54 receptions for 1,116 yards and 17 touchdown receptions... All-Galveston County, All-Greater Houston, *Houston Chronicle* Top 100 and Academic All-State... Also competed in basketball and track.

### Personal

Andre David Gautreaux... Born: May 31, 1990 in New Orleans, La. ... Son of David and Leslie Gautreaux, Friendswood... One brother, two sisters... Kinesiology major... Duncan College.

### ANDRE GAUTREAUX'S CAREER STATISTICS

YEAR	Receiving				Rushing			
	NO	YDS	TD	LG	NO	YDS	TD	LG
2011	14	177	1	43	2	39	0	47
2012	3	27	1	12	-	-	-	-
<b>TOTAL</b>	<b>17</b>	<b>204</b>	<b>1</b>	<b>43</b>	<b>2</b>	<b>39</b>	<b>0</b>	<b>47</b>

### Single Game Highs

Pass Receptions - 4 vs Tulsa (O 22, 2011)  
Passing Yards - 52 at Northwestern (N 12, 2011)  
Rushing Attempts - 1 at Houston (O 27, 2011), 1 at SMU (N 26, 2011)  
Rushing Yards - 47 at Houston (O 27, 2011)



# 13

## Nate GERMAN

QB, 6-2, 210, Freshman

Cypress, Texas (Cy Woods HS)

### Rice

2013 quarterback recruit who adds additional athleticism to the Owls quarterback lineup.

### Cy Woods HS

Multi-talented athlete who was a two-year starter at quarterback for coach Trent Faith and the Wildcats... Suffered a preseason injury that limited his playing time as a senior, throwing for 485 yards... Threw for nearly 3,000 yards and 28 touchdowns in his career and added another 13 touchdowns on the ground... A member of the Houston Chronicle Hot 100 and Dave Campbell's Texas Football's top 30 quarterbacks heading into his senior year... Named to the The Houston Chronicle's Top 100... Participated in the Nike Elite 11 Quarterback camp and the US Army All American Combine... A standout in soccer, playing for the Houston Pumas select team which won back-to-back state select team titles (2008-09) while earning Offensive Player of the Year and the Leadership Award for three consecutive years... Also competed in

track and basketball... Four-year member of the honor roll.

### Personal

Full name: Nathaniel Rai German... Born: September 9, 1994 at Houston... Parents: Oscar and Veronica German (one brother, one sister)... Rice major: Undeclared (humanities division).



# 17

## Trevor GILLETTE

DE, 6-3, 235, Senior

Austin, Texas (Lake Travis HS)

### Rice

Combines duties as deep snapper with a spot in the rotation at defensive end.

### 2012

Expanded his role as the Owls' deep snapper by moving to defensive end and seeing extensive playing time before missing most of last two regular season games with an injury... Played in the first 11 before being injured early vs. SMU and missing UTEP... Credited with two tackles (tied for team lead) on punts and added eight tackles in action at defensive

end... Credited with a career-best three tackles vs. Houston... Shared his first tackle for loss vs. Tulsa... Was not credited with a breakup but forced an interception vs. Southern Miss by disrupting a shovel pass.

### 2011

Saw action in all 12 games, both as the deep snapper on punts and at tight end... Had a pair of special teams tackles and recovered a fumbled punt vs. SMU in the season finale.

### 2010

Caught his first career touchdown pass, a 12-yarder from Nick Fanuzzi at UTEP... Caught a season-best three passes for 35 yards vs. SMU... Made his debut against Northwestern and caught a pair of passes for 20 yards against the Wildcats.

### Lake Travis High School

Class 4A All-State Honorable Mention as a defensive lineman by the Associated Press while playing for coach Chad Morris... Played on three consecutive state 4A Division I champions, and served as a team captain as a senior... Lake Travis was 46-0 in his three seasons and finished 2009 ranked second in the nation by Rivals.com... One of two Cavaliers to sign with the Owls (Andy Erickson)... Named the Defensive MVP in the state title game... Also lettered in basketball... Academic All-District 25-4A... Served as a leader in DECA and was co-leader of Lake Travis' Teen Impact program, promoting healthy lifestyles and relationships to teens.



## Personal

Full name: Trevor Gayle Gillette... Born: May 28, 1992 in Dallas... Son of Rob and Debbie Gillette, Austin... Two brothers, one sister... Political Science major... McMurtry College.

### TREVOR GILLETTE'S CAREER STATISTICS

YEAR	Receiving				Defense				
	REC	YDS	TD	LG	UT	AT	TOT	TFL	FR
2010	7	71	1	14	-	-	-	-	-
2011	-	-	-	-	1	1	2	-	1
2012	-	-	-	-	3	7	10	.5/0	1
<b>TOTAL</b>	<b>7</b>	<b>71</b>	<b>1</b>	<b>14</b>	<b>4</b>	<b>8</b>	<b>12</b>	<b>.5/0</b>	<b>1</b>

### Single Game Highs

Receptions - 3 vs SMU (O 2, 2010)  
Receiving Yards - 35 vs SMU (O 2, 2010)  
Touchdowns - 1 at UTEP (O 9, 2010)

Total Tackles - 3 vs. Houston (S 29, 2012)  
Unassisted Tackles - 2 vs. Houston (S 29, 2012)



# 51

## Peter GODBER

OL, 6-4, 290, Freshman  
Toronto, Ontario, Canada (St. Andrews)

### Rice

2013 signee who joins a long list of recent Rice recruits from Canada.

### St. Andrews College

Named a city and provincial all-star as a senior for coach Len Gurr at St. Andrew's College... A three-year starter for the Saints and was ranked as the No. 2 player in Canada this year... Led St. Andrews to the Canadian Independent School Athletic Association title at the Rogers Center in Toronto... Was selected to play for the World Team in the 2012 IFAF International Bowl, which was held in Austin.

### Personal

Full name: Peter Clark Godber... Born: July 17, 1994... Parents: Mike Godber and Elizabeth Werry (one brother, one sister)... Rice major: Undeclared (humanities division).



# 72

## Ian GRAY

OL, 6-8, 345, Junior  
Pearland, Texas (Pearland HS)

### Rice

Massive line prospect who showcases his versatility by playing at both guard and tackle.

### 2012

Saw extensive action at guard and also saw time at tackle this season... Made the start at guard vs. UCLA and then at tackle vs. UTSA when Caleb Williams was injured... Played in nine games.

### 2011

Concluded the season by making his first career start, at left guard vs. SMU... Saw action in eight games as a reserve at guard before making his first start... Made his debut against Baylor in a reserve role at guard.

### 2010


Redshirted in his first season on campus.

## Pearland High School

Largest member of the 2010 recruiting class... Three-year letterman and two-time All-District 22-5A for coach Tony Heath at Pearland... Named to the *Houston Chronicle's* Houston 100... Also played basketball and competed in track at Pearland... Academic all-district.

### Personal

Ian Alexander Gray... Born: Dec. 5, 1991 in Corpus Christi... Son of Ian Gray, Pearland and Valerie Gray, Corpus Christi... One sister... Father (Ian) played football at Notre Dame and an uncle (Carl) played at Penn State... Civil & Environmental Engineering major... Duncan College.



# 49

## D.J. GREEN

LB, 6-2, 220, Freshman  
Mesquite, Texas (Horn HS)

### Rice

2013 signee who will look to work into the linebacker rotation.

### Horn High School

Co-Defensive MVP of District 12-5A as a senior for coach Rodney Webb and the Jaguars... Led Horn to their most successful season to date, finishing with an 8-4 record and a Bi-District title... Honorable mention All-State pick... Two-year starter who set the career tackles record by averaging 10.3 tackles per game (228 total)... Named to the Dave Campbell's Texas Football's Top 20 Linebackers prior to his senior year... Ranked by ESPN as the nation's 39th best outside linebacker and the state's 59th best player... Second-team Academic all -state selection... Played in the school orchestra.

### Personal

Full name: David Dwayne Green Jr. ... Born: July 12, 1995... Parents: David and Karen Green (one sister)... Rice major: Undeclared (humanities division).



# 18

## Brandon HAMILTON

RB, 5-11, 220, Sophomore  
Copperas Cove, Texas (Copperas Cove HS)

### Rice

Explosive running back who will look to expand his role after seeing playing time as a true freshman in the fall.

### 2012

One of eight true freshmen to play in 2012... Rushed for 106 yards on 34 carries and caught three passes for 18 yards... Top rushing effort was 53 yards on 11 carries vs. UTSA... Caught all three passes intended for him vs. Louisiana Tech.

### Copperas Cove High School

All-District 12-5A selection as both a junior and senior for coach Jack Welch at Copperas Cove... Hamilton ran for 1,505 yards, averaged 7.6 per carry and scored 26 touchdowns as a senior to earn a place on the Texas Sportswriters All-State honorable mention list ... Earned honors as a junior fullback and as a running back as a senior.

## Personal

Brandon Hamilton... Born: November 10, 1993 at Ft. Hood. ... Son of Reginald Hamilton and Selina Hamilton and Mark Williams... Sid Richardson College.

### BRANDON HAMILTON'S CAREER STATISTICS

#### RUSHING

YEAR	ATT	YARDS	YDS/ATT	LONG	TD	YDS/G
2012	34	106	3.1	13	0	14.4

#### RECEIVING

YEAR	ATT	YARDS	YDS/ATT	LONG	TD	YDS/G
2012	3	18	6.0	9	0	8.2



# 58

**Cody HENESSEE**

DT, 6-2, 265, Freshman  
Denton, Texas (Guyer HS)

## Rice

Rugged defensive line candidate who will look to contribute after a red-shirt season.

## 2012

Redshirted.

## Guyer High School

All-District 7-5A selection as a senior for coach John Walsh at Denton Guyer HS... Helped lead his team to the 5 A DII title game as a junior and semifinals as a sophomore.

## Personal

Cody Jones Hennessee... Born: September 27, 1993 at Tulsa, Okla. ... Son of Don and Beth Hennessee (two brothers, one sister)... Undeclared major in the Social Sciences division... Duncan College.



# 11

**Malcolm HILL**

SAF, 5-11, 190, Junior  
Plano, Texas (Frisco Liberty HS)

## Rice

Veteran performer who has turned in solid efforts at safety and corner.

## 2012

Started 12 of 13 games in 2012, the first seven at strong safety before moving back to corner when Bryce Callahan was injured... Returned to safety when Callahan returned for the Armed Forces Bowl... Finished sixth on the team with 42 tackles (33 solo), forced one fumble and recovered another, broke up three passes and picked off one... Top tackle game was seven vs. Marshall.

## 2011

Credited with a career-best four tackles at Northwestern... Picked up his first career pass breakup at Houston... Credited with a season-best three tackles vs. Tulsa... Picked off his first career pass vs. Memphis late in the game to foil the Tigers final attempt to reach the end zone... Made his debut at Texas in the opener and has seen action in each of the first three games... Credited with his first career tackle at Southern Miss...

Made a rapid progression up the cornerback depth chart in his first camp to earn immediate playing time.

### Liberty High School

Two-time, All-District 9-4A selection for coach Galen Zimmerman... Led the Red Hawks to the state playoffs for the first two times in school history, reaching the Region 2 semifinals each time... Had 74 career receptions for 997 yards and 14 TDs, while rushing for 1,495 yards and 12 TDs during his career... Earned all-district honors in basketball as a point guard and was the district's Freshman of the Year... Member of *Dave Campbell's Texas Football* Top 300 and tabbed as one of the top 25 wide receivers... Served on the student council and was a member of the National Technical Honor Society and the National Society of High School Scholars.

### Personal

Malcolm Alexander Hill... Born: Nov. 11, 1992 in Plano... Son of Bobby Hill Jr. and Sandra Hill... Two brothers and one sister... Sport Management major... Lovett College.

### MALCOLM HILL'S CAREER STATISTICS

YEAR	UT	AT	TOT	TFL	SACK	FF	FR	PBU	INT
2011	6	3	9	0/0	0/0	-	-	1	1/0
2012	33	9	42	0/0	0/0	1	1	3	1/0
<b>TOTAL</b>	<b>39</b>	<b>12</b>	<b>51</b>	<b>0/0</b>	<b>0/0</b>	<b>1</b>	<b>1</b>	<b>4</b>	<b>2/0</b>

#### Single Game Highs

Tackles - 7 vs. Marshall (S 22, 2012)

Solo Tackles - 6 vs. Marshall (S 22, 2012)

Pass Breakups - 1 four times

Interceptions - 1 twice



# 79

## Jon HODDE

OL, 6-7, 310, Senior

Burton, Texas (Burton HS)

### Rice

Heads into his senior year as one of the veterans of the Owls' offensive front wall, with 17 career starts.

### 2012

Anchor on the offensive line, making all 13 starts at left tackle... Second to Drew Carroll with 17 career starts, but has the longest active streak (13 games).

### 2011

Made his starting debut vs. Marshall and started four straight before missing the last three with an injury.

### 2010

Missed the season after an injury.

### 2009

Redshirted first year in the Rice program.

## Burton High School

All-State selection as a senior for Coach Clinton Smith at Burton... Led the Panthers to a 9-3 record as well as the team's first district and area titles in school history... Two-time, All-District 27-1A selection... Also earned third-team all-state honors in baseball as a sophomore and was a two-time, second-team all-district pick in basketball... Cousin of former Rice pitcher Lucas Luetge... Class treasurer, member of the Beta Club and an FFA Advisor.

## Personal

Jon Wilton Hodde... Born: June 2, 1990 in Brenham... Son of Jodell and Charles Hodde, Burton... Two brothers... Sociology major... Lovett College.



# 85

## Mario HULL

WR, 6-1, 205, Junior

Altair, Texas (Rice Consolidated HS)

## Rice

Looks to regain the momentum of his 2011 freshman campaign after missing the 2012 season due to an injury near the start of Fall Camp.

## 2012

Injured at the end of summer conditioning and missed the season.

## 2011

Sporting News Freshman All America as a punt returner... Earned C-USA All-Freshman honors from league coaches and Rivals.com as a punt returner... Fourth in C-USA and 21st in the nation with a 10.2 yard average on 16 punt returns despite not assuming the role until the midpoint of the season... Added punt returns to his responsibilities vs. Memphis and responded by tying a school record with eight returns for 121 yards. .. Horton Nesrta also had set the mark with eight returns against UCLA in 1952... The Owls' record for punt return yardage is 142 (Rex Proctor, 1949 vs. New Mexico)... Led the team with six catches for 51 yards at Southern Miss... Fourth on the team with 17 catches and 181 yards receiving.

## 2010

Redshirted first year in the Rice program.

## Rice Consolidated High School

First-team 2A All-State by the Associated Press and District 26-2A MVP as a senior for coach Brad Dumont at Rice Consolidated High School... Finished his senior year with 44 catches for 1,077 yards and 11 touchdowns... Returned two kickoffs and one punt for a touchdown... Three-time all-district performer... Teamed as a sophomore with former Owl QB & TE Taylor Cook in 2007 to lead the Raiders to the 2A state semifinals, and returned there again as a junior... Rice Consolidated was 38-5 over his three seasons... All-district selection in basketball in 2008 and also competed in baseball, track and golf... Active in FCA.

## Personal

Mario Alberto Hull, Jr. ... Born: Aug. 29, 1992 in San Diego, Calif. ... Son of Prisca Cantu and Mario Hull Sr. ... Four brothers... Kinesiology major... Sid Richardson College.

## MARIO HULL'S CAREER STATISTICS

Receiving					Rushing			
YEAR	NO	YDS	TD	LG	NO	YDS	TD	LG
2011	17	181	0	27	1	-11	0	-

Punt Returns					Kickoff Returns			
YEAR	NO	YDS	TD	LG	NO	YDS	TD	LG
2011	16	163	0	28	3	74	0	39

### Single Game Highs

Pass Receptions - 6 at Southern Miss (O 1, 2011)

Passing Yards - 51 at Southern Miss (O 1, 2011)

Punt Returns - 8 vs Memphis (O 8, 2011)

Punt Return Yards - 121 vs Memphis (O 8, 2011)

Kickoff Returns - 3 at Houston (O 27, 2011)

Kickoff Return Yards - 74 at Houston (O 27, 2011)



# 82

## Cole HUNT

TE, 6-6, 240, Freshman

El Campo, Texas (El Campo HS)

### Rice

2013 signee who was a standout on both sides of the ball in high school, but will focus on tight end with the Owls... One of two Owls selected to play in the Texas High School Coaches All Star Game.

### El Campo High School

Named the AP's 3A Defensive Player of the Year for coach Bob Gillis while leading El Campo to the 3-A Division I State Championship game... Earned consensus All-State honors as well as earning a spot on Max Preps Medium School High School all-America Team... Joined teammate and fellow Rice signee Trey Martin to Dave Campbell's Texas Football's All Texas High School second team at the conclusion of the season... Had been named one of DCTF's Top 10 Tight Ends heading into his senior year... Also named All Greater Houston and Victoria-area MVP... Member of the National Honor Society and a four-time Academic All District selection... Junior Ambassador of the Chamber of Commerce, FCA and Interact and was the Elks Student of the Month.

### Personal

Full name: Cole Edward Hunt... Born: May 30, 1994 at Bay City... Parents: Tommy and Pamela Hunt (two brothers, one sister)... Brother, Joey Hunt, is an offensive lineman at TCU... Grandfather, Joe Rowe, played football at the University of Texas... Rice major: Undeclared (social sciences division).



# 31

## Broderick JACKSON

RB, 5-10, 210, Senior

Kirbyville, Texas (Kirbyville HS)

### Rice

Explosive hitter who found a home on defense and looks to expand his role at linebacker.

### 2012

Another Owl who saw time on both sides of the ball in 2012... Opened the year on special teams and as a reserve running back... Had one carry for two yards vs. UCLA in the opener... Made the move to back to defense (played safety at Tyler JC in 2011) due to injuries... Saw action at both safety and linebacker and picked up a tackle at UTEP.

## Tyler Junior College

Played defensive back at Tyler JC... Was credited with 61 tackles, including three for loss, broke up one pass and intercepted a second.

## 2009

Redshirt at Rice.

## Kirbyville High School

All-State selection as a senior for Coach Jack Alvarez at Kirbyville while leading the 13-1 Wildcats to a berth in the 2A Division 1 title game vs. Muleshoe... Wildcats were ranked #1 in the state during the season... Finalist for the Willie Ray Smith Award, presented to the top offensive and defensive players of the year in the Golden Triangle... Finished the year with 69 tackles and a pair of interceptions... All-District 22-2A on both offense and defense as a junior... Regional qualifier on the Wildcats 4x100 and 4x200 relays as a junior... Also a regional qualifier in powerlifting... Named Mr. KHS and was President of the school's chapter of FCA.

## Personal

Broderick Jamal Jackson... Born: Nov. 28, 1989 at Jasper, Texas... Son of Keith Barnett and Sara Jackson, Kirbyville (one brother)... Sport Management major... Baker College.

### BRODERICK JACKSON'S CAREER STATISTICS

YEAR	NO	Rushing			Defense		
		YDS	TD	LG	UT	AT	TT
2011	1	2	0	0	1	0	1



# 5

## Driphus JACKSON

QB, 6-0, 205, Sophomore

Cedar Hill, Texas (Cedar Hill HS)

## Rice

Talented dual-threat quarterback who rallied the Owls to a win in the Armed Forces Bowl and gives the Owls a solid 1-2 punch at the position in 2012.

## 2012

Backup to Taylor McHargue at quarterback as a redshirt freshman who contributed four touchdown passes and one on the ground in the regular season, then came off the bench to rally the Owls to a victory in the Armed Forces Bowl... Came in just before halftime after McHargue was injured and threw for 231 yards and a pair of touchdowns in the second half... Finished the day 15-21 for 264 yards and two scores and rushed for 32 more... Passing and total offense (296 yards) where the third best efforts in Rice bowl history... Played in 10 of 12 regular season games, making one start... Completed 56.5 percent of his passes (39-69) for 672 yards and six touchdowns overall... Came in late vs. Marshall in relief of McHargue and scored his first career touchdown to send the game to a second overtime... Made his first career start the following week

vs. Houston... Threw for 272 yards and a pair of scores... Tossed his first career TD pass to Sam McGuffie in the third quarter, then the pair combined on an 88-yard scoring play in the fourth to enter the Rice record book for the longest scoring pass in school history ... Also threw a pair of touchdown passes vs. Southern Miss.

## Cedar Hill High School

MVP of District 5-5A for coach Joey McGuire ... a teammate of fellow 2011 Rice signee Lovett Gibson ... earned a berth in the US Army All America All-Star Game after being named the winner of 'The Ride,' a reality television show that selected the top "under the radar" prep quarterback ... threw for over 2,900 yards and 30 TDs as a senior ... added over 600 yards on the ground ... three-year starter for the Longhorns ... a member of *Dave Campbell's Texas Football* Top 300 and tabbed as one of the top 25 quarterbacks ... honorable mention Academic All-State selection.

## Personal

Driphus Jackson... Born: Sept. 6, 1992 in Dallas... Son of Marlo and Timothy Jackson... Two brothers, two sisters... Sport Management major... Wiess College.

## DRIPHUS JACKSON'S CAREER STATISTICS

YEAR	Passing						Rushing			
	CMP	ATT	INT	YDS	TD	LG	RUSH	YDS	TD	LG
2012	39	69	0	672	6	88	47	86	1	24

### Single Game Highs

Pass Completions - 17 vs. Houston (S 29, 2012)

Pass Attempts - 35 vs. Houston (S 29, 2012)

Passing Yards - 272 vs. Houston (S 29, 2012)

Passing Touchdowns - 2 three times, last vs. Air Force (D 29, 2012)

Rushing Attempts - 13 vs. Air Force (D 29, 2012)

Rushing Yards - 32 vvs. Air Force (D 29, 2012)

Rushing Touchdowns - 1 vs Marshall (S 22, 2012)



# 36

## Fred JACKSON

SAF, 5-10, 195, Sophomore

Houston, Texas (Eisenhower HS)

### Rice

Speedy defensive back who earned his first playing time in 2012.

### 2012

Redshirt who made his debut at safety vs. Southern Miss.

### 2011

Signed his letter of intent in Feb. 2010, but delayed his enrollment until January 2011... participated in spring drills and then redshirted last fall.

### Eisenhower High School

All District 19-5A for coach Ray Evans at Eisenhower... Second on the team in tackles and third in the district in interceptions... Eagles reached the third round of the state playoffs in both his junior and senior seasons and posted a 28-8 record over that stretch... Named team captain... Ranked by Rivals.com as the 53rd best safety... Participated in the 2010 Bayou City Classic Blue Chip All Star Game where he recorded seven

tackles and a fumble recovery... Won National Junior Olympic titles in the 400 meters and as a member of sprint medley relays... Ranked in the top five percent of his class... Second team Academic All State... Member of the National Honor Society, Technology Student Association, National Junior Black Engineering Society and the student council.

### Personal

Frederick Jerard Hamilton Jackson... Born: Jan. 5, 1992 at Houston... Son of Gerard and Danielle Jackson, Houston... Father ran track at Albany State... Two uncles played college football... Will Perry played at Kent State and Tony Jones at Texas A&M... Jones was signed as a free agent by the Washinton Redskins but was injured in training camp... Kinesiology major... Martel College.



**48****Adrian JONES**

SAF, 5-9, 200, Freshman

Ridgefield, Conn. (Ridgefield HS)

**Rice**

Walk-on who looks to expand his role in the spring after redshirting as a true freshman... Member of 2013 C-USA Commissioner's Honor Roll.

**2012**

Redshirted.

**Ridgefield High School**

All-Conference selection and Defensive Player of the Year as a senior for coach Kevin Callahan at Ridgefield HS... Compiled 89 tackles including 14 for loss, forced four fumbles, recovered three... Finished his career with 147 tackles (29 for loss), 5.5 sacks, nine forced fumbles, seven fumble recoveries and three defensive touchdowns... Team was 24-6 in his three seasons.

**Personal**

Adrian Richard Jones ... Born: July 1, 1994 at Philadelphia, Pa. ... Son of Donald and Mary Jones, Ridgefield, Conn. ... Undeclared major in the Humanities Division... Baker College.

**59****Bobby KIESEWETTER**

DL, 6-1, 270, Senior

Katy, Texas (Cinco Ranch HS)

**Rice**

Reserve on the defensive line who will look to battle for depth chart advancement in his senior year... Three-time member of C-USA Commissioner's Honor Roll.

**Cinco Ranch High School**

Unanimous All-District 17-5A as a senior for Donald Clayton at Katy Cinco Ranch HS... Played with current Owl teammate Tanner Leland... Finished the year with 49 tackles, three sacks, four forced fumbles and 17 quarterback pressures as the Cougars reached the regional semifinals... Team captain... Second-team Academic All-State honoree... Member of the National Honor Society, the Math Club and FBLA.

**Personal**

Clayton Kiese Wetter... Born: Sept. 4, 1990 at Ft. Worth... Son of Mary and Chip Kiese Wetter, Katy... (one sister)... Mathematical Economic Analysis major... Brown College.

**96****Dylan KLARE**

DE, 6-2, 270, Junior

Refugio, Texas (Refugio HS)

**Rice**

Defensive end has worked his way back into the rotation after missing last year while recovering from spring 2012 surgery... Three-time member of C-USA Commissioner's Honor Roll.

**2011**

Credited with 19 tackles while seeing considerable playing time all season... Credited with a pair of tackles at Northwestern... Made his first career start at Southern Miss... Matched his career high with five tackles at Baylor... Picked up three tackles, including one for a loss in the home opener against Purdue... Credited with one tackle and also recovered a fumble in the opener at Texas.

**2010**

Made an immediate transition to the college game as a true freshman... Credited with a career-best five tackles at Tulsa... Picked up a pair of tackles at UCF... Played in all 12 games as a reserve on the defensive line... Credited with his first career tackle, good for a two-yard loss vs. Baylor.

## Refugio High School

Four-time All-District 30-2A selection for coach Jason Herring at Refugio... Two-time honorable mention all-state honoree... Ranked by *Dave Campbell's Texas Football* as one of the top 20 defensive linemen in Texas and a member of its Top 300... District 30-2A MVP as a junior, defensive MVP as a senior... Three-year team captain... Bobcats were 51-5 in his career, reaching the regional finals all four years, the quarterfinals twice and the state semifinals as a senior... State power lifting champion in 2009 ... first-team academic all-state... Member of the National Honor Society and class valedictorian... Member of Refugio's computer science team that finished second at the state competition.

## Personal

Dylan Wade Klare... Born: March 23, 1992 in New Braunfels... Son of Wade and Judy Klare... One brother, one sister... Civil Engineering major... Will Rice College.

### DYLAN KLARE'S CAREER STATISTICS

YEAR	UT	AT	TOT	TFL	SACK	FF	FR	PBU	INT
2010	8	2	10	1/2	1/2	-	-	-	-
2011	17	2	19	1/1	-	-	1	-	-
<b>TOTAL</b>	<b>8</b>	<b>2</b>	<b>10</b>	<b>1/2</b>	<b>1/2</b>	<b>-</b>	<b>-</b>	<b>-</b>	<b>-</b>

## Single Game Highs

Tackles - 5 at Tulsa (N 6, 2010)

Solo Tackles - 4 at Baylor (S 24, 2011)

Tackles for Loss - 1 vs Baylor (S 25, 2010); 1 vs Purdue (S 10, 2011)

Sacks - 1 vs Baylor (S 25, 2010)



# 84

## Klein KUBIAK

WR, 6-1, 200, Senior

Houston, Texas (Strake Jesuit HS)

## Rice

Sure-handed receiver and holder on placements for third straight year... Rice's nominee for the AFCA Good Works Team... Three-time member of C-USA Commissioner's Honor Roll.

## 2012

Caught a pair of passes while also handling holding chores on placements in 12 of 13 games... Caught a pass for 12 yards vs. Louisiana Tech and one for 10 yards vs. Houston... Missed the Marshall game with an injury.

## 2011

Took over holding duties on placements and showed great hands to tee up errant snaps to aid Chris Boswell's 17 field goals... Caught four passes on the season... Grabbed a career-best, 25-yard reception to set up a field goal in the Owls' 41-37 Homecoming win over UTEP.

## 2010

Solid receiver who worked his way up the depth chart in the spring of his rookie season and in fall camp to emerge in the receiving rotation when the season began... Made his first career start against ECU late in the year... Matched his career-high with four catches for 32 yards against UTEP... Led the Owls with a career-best 57 yards on four catches against SMU... Grabbed three passes for 35 yards vs. Baylor... Picked up his first career catch, a nine-yard reception against Northwestern... Made his collegiate debut against Texas on the same field (Reliant Stadium) where his father, Gary, is the head coach of the Houston Texans... Also saw action as a reserve against North Texas.

## Strake Jesuit High School

All-District 18-5A selection for Coach Ron Counter in 2008 as the Crusaders won the district with a 9-2 record... Squad advanced to the second round of the playoffs... Also played baseball at Strake, earning all district honors as a senior designated hitter.

## Personal

Klein Ashton Kubiak... Born: July 1, 1991 in Houston... Son of Gary and Rhonda Kubiak... Father is the head coach of the Houston Texans and his uncle (David Pierce) is a former assistant coach for the Rice baseball team and the current head coach at Sam Houston State... Both older brothers played football at Colorado State... Klint was a defensive back who completed his eligibility in 2009 and worked as a graduate assistant coach at Texas A&M in 2010 and Klay, a quarterback who missed the most of the 2010 season after an injury and elected to graduate on the spring of 2011... Sport Management major... Martel College.


### KLEIN KUBIAK'S CAREER STATISTICS

YEAR	REC	YDS	TD	LG
2010	13	143	0	21
2011	4	35	0	25
2012	2	22	0	12
<b>TOTAL</b>	<b>19</b>	<b>200</b>	<b>0</b>	<b>25</b>

### Single Game Highs

Receptions - 4 vs SMU (O 2, 2010), 4 at UTEP (O 9, 2010)

Receiving Yards - 57 vs SMU (O 2, 2010)



# 42

## Michael KUTZLER

LB, 6-0, 205, Senior

Ft. Worth, Texas (Trinity Valley School)

## Rice

Former walk-on who has been a standout on special teams as well as part of the linebacking rotation... Four-time member of C-USA Commissioner's Honor Roll.

## 2012

Productive member of the Owls' special teams who also chipped in valuable time at linebacker... Tied for special teams lead with five tackles as part of a career-best 16 tackles on the season... Tied for the team lead with a pair of fumble recoveries... Set up the Owls' first TD vs. Houston by recovering a fumbled punt return... Matched his previous career total of four tackles in a pair of games (Louisiana Tech and Houston)... Credited with his first career sack vs. UCLA and added a second at Memphis... Active in the community and was honored as Rice's Fall Spirit of Service Award winner.

## 2011

Missed the final three games with an injury... Returned a fumble kickoff return 17 yards for a touchdown at Southern Miss... Return was one of

four by the Owls on the year to lead the nation... Was his first career fumble recovery and touchdown... Saw action both on special teams and at linebacker in the opener at Texas... Credited with his first career tackle at Baylor... Picked up his second tackle vs. Memphis, his third vs. Tulsa and his fourth at Houston.

## 2010

Redshirt walk-on who moved into a role on special teams and saw action in the last six games of his freshman year on the kickoff return team... Made his debut against Houston.

## 2009

Redshirted first year in the Rice program.

## Trinity Valley School

Two-time SPC (Southwest Preparatory Conference) Defensive Player of the Year (selected by the *Ft. Worth Star Telegram*) at Trinity Valley School for coach Aaron Mattox... SPC MVP as a senior... Credited with 356 tackles during career, including 56 for loss, 31 hurries, 24 sacks, 15 forced fumbles and five fumble recoveries... Trojans were SPC Division II runner-up junior and senior years... Also competed in track... A member of the National Honor Society and president of the senior class as a senior.

## Personal

Michael Andrew Kutzler... Born: Feb. 12, 1991 in Houston... Son of Dan and Bea Kutlzer, Ft. Worth... One brother, one sister... Cousin (Eric Gadzinski) played football at Army from 1999-2000... Political Science major... Jones College.

### MICHAEL KUTZLER'S CAREER STATISTICS

YEAR	UT	AT	TOT	TFL	SACK	FF	FR	PBU	INT
2010	-	-	-	-	-	-	-	-	-
2011	3	1	4	-	-	-	1/17	-	-
2012	11	5	16	2/11	2/11	-	2/0	-	-
<b>TOTAL</b>	<b>14</b>	<b>6</b>	<b>20</b>	<b>2/11</b>	<b>2/11</b>	<b>-</b>	<b>3/17</b>	<b>-</b>	<b>-</b>

#### Single Game Highs

Tackles - 4 (twice)

Solo Tackles - 3 vs Houston (S 29, 2012),

Sacks - 1 (twice)

Fumble Recoveries - 1 (three times)

#### Defensive Touchdowns

October 1, 2011 at Southern Miss, 17 yard fumble return



# 33

## Austin LAUDENSLAGER

SAF, 6-0, 195, Sophomore

McKinney, Texas (North HS)

### Rice

Walk-on safety who looks to move up the depth chart in his third year with the Owls.

### North High School

2011 graduate of McKinney High School... First-team All-District 10-4A selection for coach Mike Fecci as both a junior and senior as both a safety and punter... Totaled 99 career tackles, broke up 24 passes and had four interceptions... Had the game-winning interception as a senior against cross-town rivals McKinney as a senior... First team Academic All State... Member of the National Honor Society and active in FCA... Served on the Athletic Advisory Council.

### Personal

Austin Todd Laudenslager... Born: Nov. 3, 1992 at Nashville, Tenn. ... Son of Andy and Sheryl Laudenslager (two brothers)... Father played football at Willamette University... Grandfather (Gayle Laudenslager, 1962-64) and great uncle (Don Laudenslager, 1956-60) played football at Oregon... Civil Engineering major... Hanszen College.



# 19

## Connor LEISZ

WR, 6-0, 180, Freshman

Houston, Texas (Episcopal)

### Rice

2012 walk-on who looks to move into the rotation at wide receiver after a redshirt season... Member of 2013 C-USA Commissioner's Honor Roll.

### Episcopal High School

All-conference performer for his father, Steve, leading the Knights to a 7-3 record as a senior... Named team MVP after setting a school record for receptions... Also excelled in wrestling, finishing as the runner up in his weight class at the state tournament and qualifying for nationals... Undefeated in dual matches as a senior... Played in the school orchestra for four years and participated in the school musical for three years... A member of the Chess Club, Student Council and Latin Club... Eagle Scout.

### Personal

Full name: Connor Stanley Leisz... Born: May 28, 1994 at Houston... Parents: Steve and Kathryn Leisz (two brothers)... Undeclared major in the social sciences division... Martel College.



# 13

## Tanner LELAND

DE, 6-2, 250, Senior

Katy, Texas (Cinco Ranch HS)

### Rice

Valuable former walk-on who made the successful transition to defensive end after originally earning extensive playing time as a safety.. Four-member of C-USA Commisioner's Honor Roll.

### 2012

Academic All-Conference USA and CoSIDA Capital One Academic All-District team for Region 7 with a 3.65 GPA in Mathematical Economic Analysis... Battled back from an early-season injury to return to the rotation at defensive end... Credited with three tackles in the opener vs. UCLA in his debut at defensive end after making the transition from safety in fall camp... Injured early in the Kansas game, but returned to action by UTSA... Credited with tackles vs. Tulsa and Southern Miss.

### 2011

Credited with three assists vs. UTEP... Matched his career-high with eight tackles vs. Tulsa, while also being credited with his first career PBU and fumble recovery... Set his career high with eight tackles at Marshall in his

second straight start... Earned his first career start vs. Memphis and was credited with seven tackles... Credited with a three tackles in the opener at Texas and matched it the following week vs. Purdue.

### 2010

Redshirt freshman walk-on who battled back from an injury in fall training camp to become a productive member of the kickoff coverage squad... Tied for second with eight tackles on kickoff coverage, despite only playing in the last seven games... Made tackles in each of the last five games, including a pair in each of the last three... Completed his recovery from a training-camp injury to make his debut on special teams vs. UTEP... Credited with his first tackle on kickoff coverage against UCF.

### 2009

Redshirted first year at Rice... Earned C-USA Commissioner's Academic Medal for his efforts in the classroom.

### Cinco Ranch High School

Unanimous All-District 17-5A selection as well as the all-purpose defensive MVP as a senior for Donald Clayton at Katy Cinco Ranch HS... Finished the year with 64 tackles, two fumble recoveries, four interceptions and nine pass breakups as the Cougars reached the regional semifinals... Second-team academic all-state honoree... Member of the National Honor Society and PALS (Peer Assistance Leadership).

### Personal

Tanner Temple Leland... Born: Feb. 22, 1991 in El Paso... Son of Mark and Simone Leland, Katy... Three brothers... Mathematical Economic Analysis major... Brown College.

### TANNER LELAND'S CAREER STATISTICS

YEAR	UT	AT	TOT	TFL	SACK	FF	FR	PBU	INT
2010	4	4	8	-	-	-	-	-	-
2011	25	18	43	-	-	-	1	2	-
2012	5	6	11	-	-	-	1	2	-
<b>TOTAL</b>	<b>34</b>	<b>28</b>	<b>62</b>	<b>-</b>	<b>-</b>	<b>-</b>	<b>2</b>	<b>4</b>	<b>-</b>

### Single Game Highs

Tackles - 8 at Marshall (O 15, 2011), 8 vs Tulsa (O 22, 2011)

Solo Tackles - 7 vs Tulsa (O 22, 2011)

Fumble Recoveries - 1 vs Tulsa (O 22, 2011)

Pass Breakups - 1 vs Tulsa (O 22, 2011), 1 at Houston (O 27, 2011)



# 41

**Alex LYONS**

LB, 6-0, 220, Freshman

DeSoto, Texas (DeSoto HS)

## Rice

Standout linebacker prospect who looks to enter the rotation after redshirting as a freshman... Member of 2013 C-USA Commissioner's Honor Roll.

## 2012

Redshirted after having surgery during training camp... Was one of five winners of the 2012 NFF National High School Scholar-Athlete Award for his academic achievement in high school and attended the 2012 NFF Awards Banquet in New York to receive his award.


## DeSoto High School

All-District 11-5A selection as a senior for coach Claude Mathis at DeSoto HS... Finished his career with 430 career tackles, 35 TFL, five sacks, 14 pass breakups, nine forced fumbles, five fumbles recovered and three interceptions... Ranked 78th in ESPNU's Texas 150... Third-team preseason Super State selection by Dave Campbell's Texas Football and also a member of their Hot 300... National Honor Society...

Spanish National Honor Society... Class officer as a junior... Texas ACT Council Award winner.

## Personal

Alexander Rashad Lyons... Born: February 20, 1994 at Dallas... Son of Sharonda Lyons and Danny Lyons, DeSoto... Undeclared major in the Social Sciences Division... McMurtry College.



# 54

**Trey MARTIN**

OL, 6-2, 260, Freshman

El Campo, Texas (El Campo HS)

## Rice

One of two 2013 signees from El Campo, Martin will join the Owls' offensive line.

## El Campo High School

All-State selection while teaming with fellow Owl signee Cole Hunt to lead El Campo to the 3-A Division 1 State Championship game under coach Bob Gillis... Joined teammate and fellow Rice signee Cole Hunt to Dave Campbell's Texas Football's All Texas High School second team at the conclusion of the season... Earned All-District 25-3A honors on both offense and defense as well as Victoria Area Lineman of the Year and second-team All-Greater Houston... Credited with 81 pancake blocks and did not allow a sack as a senior... Credited with 64 tackles and five sacks on defense... Academic All-District selection.

## Personal

Full name: Rocondric Martin... Born: February 9, 1995 at Wharton... Parents: Rishiki Baylor and the late Rodderick Martin (one brother, one sister)... Rice major: Undeclared (natural sciences division)... Lovett College.



# 43

## Tabari McGASKEY

LB, 6-0, 220, Freshman  
Dallas, Texas (Lincoln HS)

### Rice

Explosive linebacker recruit who looks to make a move up the depth chart after redshirting in his first year on campus.

### 2012

Redshirted.

### Lincoln High School

All-District 12-4A selection as a senior for coach James Agenti at Dallas Lincoln HS... Totaled 83 tackles—including five sacks, forced five fumbles, recovered three fumbles, intercepted one pass and scored a pair of defensive touchdowns as a senior... Academic All State... National Honor Society... Quill and Scroll... Ranked eighth in his graduating class.

### Personal

Tabari McGaskey Turner Born: July 23, 1994 at Fresno, Calif. ... Son of Meco Robinson and Reginald Turner (one brother)... Undeclared major in the Natural Sciences Division... McMurtry College.



# 16

## Taylor McHARGUE

QB, 6-2, 215, Senior  
Cedar Park, Texas (Vista Ridge HS)

### Rice

Heads into his senior season in position to lead Rice to a second bowl and move further up the Rice career lists.

### 2012

Moved into the Rice season top five in passing (2,209 yards) and total offense (2,876) during a standout junior season... Established career highs across the board and also moved into the career top ten in passing yards (eighth, 3,772), attempts (ninth, 557), completions (fifth, 327), touchdowns (sixth, 26), total offense (seventh, 4,714) and total touchdowns (fifth, 38)... Rushed for 667 yards and scored 11 touchdowns on the ground... 11 rushing touchdowns tied for third on the Rice season list and were one shy of Chase Clement's school record for quarterbacks, set in 2008... ... Ranked fifth in C-USA in total offense, sixth in scoring by touchdown, seventh in passer efficiency and ninth in passing yards per game Threw just five interceptions in 325 attempts and none in his last 81... Earned C-USA Offensive Player of the Week honors in a losing effort vs. Marshall when he rushed for

a career-high 153 (second-best total this year for an Owl) and one touchdown and threw for a career-high 314 and three TDs... Efforts combined for 467 yards of total offense, fourth best total in school history... Rallied the Owls from 10 points down in the final four minutes to put them in position to win the game with a 47 yard run to the Marshall 1 yard-line with less than a minute to go, but was injured on the play and did not return to the game... Missed the Houston game the following week and then returned to action at Memphis.

### 2011

Led the Owls with eight touchdown passes and 1,196 yards of total offense in eight games... Completed his season long pass (51 yards to Turner Petersen) and recorded his season-best rush (27 yards) vs. Memphis... Set career-highs for completions (23), attempts (38), passing yards (260) and total offense (304), while matching his best with three TD passes at Baylor... Saw his streak of 133 consecutive attempts without an interception end with a third quarter pick by Ahmad Dixon.

### 2010

Won the starting job after a strong spring and solid fall camp, then endured injuries during the middle of the season... Bounced back with a pair of solid performances in the final two games of the year... Made an impressive return to action against ECU, establishing career-bests by hitting on 11-of-15 passes for 220 yards and three touchdowns while rushing 13 times for 93 yards and one touchdown... Connected with Sam McGuffie on a 64-yard scoring pass, the longest scoring play through the air for Rice during the year... With the starting nod against

Texas in the opener, became the first freshman at Rice to make his collegiate debut as the starting quarterback since Jeremy Hurd against Houston in 2000... Against Texas, led the Owls on a 16-play drive his first series, ending with a field goal that gave the Owls a 3-0 lead... Against the Longhorns, threw a 47-yard touchdown pass to Randy Kitchens for his first career scoring toss... Connected with Sam McGuffie on a 51-yard touchdown pass on the game's first play at North Texas... Missed two full games due to an injury sustained against North Texas... Returned to action against SMU after missing a pair of games, but was injured again and did not return until late in the season.

## 2009

Redshirted first season in the program... Completed 8-of-11 passes for 126 yards and three touchdowns in the Blue-Gray Spring Game.

## Vista Ridge High School

Second-team All-District 16-5A selection as a senior for Coach Bill Wilder... Team captain as a senior... Ran for 1,606 yards and 16 touchdowns and threw for 2,040 yards and 17 scores... Ran a leg on Vista Ridge's 4x200 relay team that won the district title... Academic all-district selection.

## Personal

Joseph Taylor McHargue... Born: March 22, 1991 in Austin... Son of Mark and Sheila McHargue, Cedar Park... One brother... Cousin Cory Bosley pitched for Oral Roberts... Sport Management major... McMurry College.

## TAYLOR MCHARGUE'S CAREER STATISTICS

### PASSING

YEAR	ATT	CP	PCT	YDS	LONG	RAT.	TD	INT	YDS/G
2009	0	0	-	0	0	-	0	0	-
2010	58	33	.569	491	64	158.7	6	1	98.2
2011	174	100	.575	1072	51	118.6	8	5	119.1
2012	325	194	.597	2209	50	125.9	12	5	184.1
<b>TOTAL</b>	<b>557</b>	<b>327</b>	<b>.587</b>	<b>3772</b>	<b>64</b>	<b>126.7</b>	<b>26</b>	<b>11</b>	<b>145.0</b>

### RUSHING

YEAR	ATT	YARDS	YDS/ATT	LONG	TD	YDS/G
2009	0	0	-	0	0	-
2010	46	151	3.3	30	1	3.2
2011	82	124	1.5	27	0	13.8
2012	164	667	4.1	47	11	55.6
<b>TOTAL</b>	<b>282</b>	<b>942</b>	<b>3.3</b>	<b>47</b>	<b>12</b>	<b>36.2</b>

### Single Game Highs

Pass Completions - 24 vs. SMU (S 24, 2012)

Pass Attempts - 38 at Baylor (S 24, 2011)

Passing Yards - 314 vs. Marshall (S 22, 2012)

Passing Touchdowns - 3 three times

Rushing Attempts - 22 vs. UCLA (A 30, 2012)

Rushing Yards - 153 vs. Marshall (S 22, 2012)

Rushing Touchdowns - 3 at La Tech (S 15, 2012)



# 86

## Reid MITCHELL

TE, 6-2, 235, Freshman

Pflugerville, Texas (Hendrickson HS)

## Rice

Exciting tight end candidate who will battle for a spot in the rotation after a redshirt in 2012... Member of 2013 C-USA Commissioner's Honor Roll.

## Hendrickson High School

All District 16-4A selection as a senior and a three-year starter for coach Chip Killian at Pflugerville Hendrickson HS... Led team to back-to-back playoff appearances, including a bi-district title as a senior... Tabbed by *Dave Campbell's Texas Football* as the 7th best tight end recruit in their 2011 postseason edition... Three-time academic all district selection... Academic All State as a senior... National Honor Society... Worked as a teacher's assistant and student aide working with autistic students... Ranked in the top 10 percent of his graduating class.

## Personal

Oscar Reid Mitchell Jr. ... Born: June 25, 1994 at Austin... Son of Oscar and Renae Mitchell... Undeclared major in the Engineering Division... Lovett College.





# 81

## Donte MOORE

WR, 6-0, 170, Senior

Manor, Texas (Manor HS)

### Rice

Most experienced of the Owls wide receivers looks to build upon a productive junior year.

### 2012

Enjoyed his most productive campaign to date, reaching career-highs with 26 catches, 326 yards receiving and four touchdowns... Closed the regular season with back-to-back games with four catches... Hauled in a career-long 43-yard scoring pass from Taylor McHargue vs. Marshall... Caught a 38-yard scoring strike from Luke Turner vs. UTSA... Scored his first rushing touchdown vs. Southern Miss on a reverse and added a 25-yard scoring pass from Driphus Jackson... Converted all six of his third-down receptions for first downs... Chipped in four kick returns for 73 yards, including a long of 21 at Kansas.

### 2011

Reached the end zone for the first time in his career in the season finale, a 13-yard connection with Nick Fanuzzi to score the Owls' first points of

the day vs. SMU.. Caught one pass for nine yards vs. Tulane... Returned to action vs. UTEP after missing the previous two games with an injury... Made his 11th career start and seventh straight this year vs. Marshall... Has at least one catch in six of seven games this year... Saw his streak of games with a reception end, but provided the key block on Sam McGuffie's go-ahead touchdown in the third quarter... Caught three passes for 23 yards in the home opener vs. Purdue.

### 2010

Speedster who moved into the receiving rotation as a redshirt freshman... Finished fifth on the team with 16 receptions, 15 of them in a four-game stretch during the middle of the season... Missed the Houston and UCF games with an injury then battled nagging effects for the rest of the year... Established a career-high with five catches (42 yards) at UTEP... Caught four passes for 34 yards against SMU... Made his first career start against Northwestern and responded with a career-best 66 receiving yards on four catches, including a 32-yarder... Made his debut against Texas and picked up his first career reception. **OTHER RICE SPORTS:** Anchored the Owls' 4x400 relay team which placed second at the C-USA Championships and qualified for the NCAA West Regional.

### 2009

Football redshirt... Ran track for the Owls and qualified for the NCAA West Regional in the 400 meters... Was the last qualifier, but finished 35th out of 47 with a time of 47.71... Finished fourth at the C-USA outdoor with at season-best of 47.50.

### Manor High School

All-District 17-4A selection as an athlete and second-team pick as a wide receiver for coach Eric Carter... Two-time medalist at the state track meet as a senior... Finished second in the 100 (10.63) and came back a short time later to finish third in the 400 meters (47.38)... Also finished fifth in the 200 (21.54)... Ranked in the top 10 percent of his class all four years... Academic all-district selection.

### Personal

Donte Rashad Moore... Born: Jan. 8, 1991 in Austin, Texas... Son of Beverly Collins and Darrell Moore, Manor... Sport Management major... Will Rice College.

### DONTE MOORE'S CAREER STATISTICS

#### RECEIVING

YEAR	REC	YARDS	YDS/REC	LONG	TD	YDS/G
2009	0	0	-	0	0	-
2010	16	160	1.0	32	0	16.0
2011	13	109	8.4	13	1	9.9
2012	26	326	12.5	43	4	25.1
<b>TOTAL</b>	<b>55</b>	<b>595</b>	<b>10.8</b>	<b>43</b>	<b>5</b>	<b>17.5</b>

#### Single Game Highs

Receptions - 5 at UTEP (O 9, 2010)

Receiving Yards - 66 vs Northwestern (S 18, 2010)



**92**

## Stuart MOUCHANTAF

DL, 6-4, 295, Junior

Katy, Texas (Blinn JC/Cinco Ranch HS)

### Rice

Stout defender who will take on a larger role in his second season with the Owls.

### 2012

Signed with Rice in the summer and was not able to participate in summer conditioning... Joined the team at the start of camp and immediately worked into the rotation... Made one start (Louisiana Tech) and was credited with a season-high three tackles... Matched that total the following week vs. Marshall... Credited with his first career TFL at Tulane (two yards).

### 2011

Played at Blinn JC and credited with 37 tackles (17 solo), five TFL (1 sack) and led the team with a pair of interceptions.

### Cinco Ranch High School

Honorable mention All District 19-5A for coach Don Clayton at Cinco Ranch... Three-year starter for the Cougars... Selected to participate in Cinco's PALS (Peer Assistants and Leadership) program.

### Personal

Stuart Michael Mouchantaf... Born: April 25, 1993 at Tulsa, Okla. ... Son of Jovita Romo, Katy and Nick Mouchantaf, San Diego, Calif. ... Three brothers... Kinesiology major... Hanszen College.


### STUART MOUCHANTAF'S CAREER STATISTICS

YEAR	UT	AT	TOT	TFL	SACK	FF	FR	PBU	INT
2012	5	7	12	1/2	-	-	-	-	-

### Single Game Highs

Tackles - 3, Twice

Unassisted Tackles - 2 at La Tech (S 15, 2012)



**47**

## Brian NORDSTROM

DE, 6-2, 230, Sophomore

The Woodlands, Texas (The Woodlands HS)

### Rice

Walk-on defensive end who looks to move up the depth chart after seeing his first action in 2012... Two-time member of C-USA Commissioner's Honor Roll.

### 2012

Made his debut vs. Southern Miss and also saw action vs. SMU... 2011 red-shirt.

### The Woodlands High School

2011 graduate of The Woodlands High School... First-team, All-District 14-5A selection for coach Mark Schmidt as senior... Credited with 41 tackles, including eight for loss (three sacks) as a junior for the Highlanders... Missed his senior season while recovering from a knee injury... Two-year letterman in football and earned three letters in basketball... Helped lead both teams to district titles as a junior and senior... Earned first team Academic All State honors in football and basketball and graduated third in his senior class.

---

## Personal

Brian Nordstrom... Born: June 14, 1993 at Winfield, Ill. ... Son of Lloyd and Leslie Nordstrom (one brother, two sisters)... Older brother Matt was a four-year letterman in football for the Owls (2008-11)... Civil Engineering major... Hanszen College.



# 57

## Cameron NWOSU

LB, 5-10, 240, Senior

Houston, Texas (Klein Forest HS)

## Rice

Veteran of the Owls' linebacker corps who brings 25 consecutive starts into his senior year... Two-time member of C-USA Commissioner's Honor Roll.

## 2012

Changed his number to 57 to honor former Owl standout linebacker O.J. Brigrance... Consistent performer at linebacker who enters his senior year with 25 consecutive starts... First-team All C-USA pick by Phil Steele and second team by Athlon... Also named to *Dave Campbell's Texas Football* All-Texas College second team... Second on the squad with 92 tackles in 2012 and has 210 in his career... Will head into his senior year needing 76 stops to crack the Rice career top 10... Opened the year in record-breaking fashion, setting an NCAA record by blocking three PATs in the first half vs. UCLA... Named C-USA Special Teams Player of the Week for his efforts vs. UCLA... Also intercepted the first of his two passes on the season in the opener vs. the Bruins... Matched his career-high with

six tackles for loss, with two of them coming in the finale vs. UTEP... Top tackle game was 11 vs. Marshall and his back-to-back stops late in the fourth quarter forced a three and out to set up the Owls final drive to send the game into overtime... Ranked 22nd in C-USA in tackles... Credited with 10 tackles in the Armed Forces Bowl and also picked up one of the Owls two sacks.

## 2011

Third-team All C-USA pick by Phil Steele... Honorable mention All C-USA pick by league coaches... Led the team and is sixth in C-USA with 108 tackles this season... First Rice linebacker to top 100 tackles in a season since Brian Raines... Had two of the Owls national-leading four fumble returns for scores... Tied the season finale at SMU with a 21-yard return in the third quarter... Scored his first career touchdown, and the Owls' third defensive score of the year when he returned a Case Keenum fumble 12 yards at Houston... Tied for the team lead with two stops on fourth down... Credited a career-high 16 stops at Marshall... Helped preserve the Owls effort vs. Memphis to not allow a touchdown for the first time since 1995 with a sack and forced fumble at the Rice 15 late in the game... Made a memorable starting debut, with a 12-tackle effort at Texas in the opener... had 10 total tackles as a reserve in 2010... Matched that total at Southern Miss... Credited with nine stops, including one for loss, in the home opener vs. Purdue... Combined on the stop on a goal line stand and added a key stop to force a FG attempt at the end of the game that was blocked... Credited with nine stops at Baylor.

## 2010

Moved into an immediate playing role as a true freshman until an injury vs. Tulsa ended his season... Credited with his first career quarterback hurry on the road at UCF... Picked up his first career sack against Northwestern in his collegiate debut, registered three tackles against Texas in the season opener played in Reliant Stadium.

## Klein Forest High School

Second-team Class 5A All-State by the Associated Press under coach Kenny Hammock at Klein Forest... Second-team All-Greater Houston by the *Houston Chronicle*... Named to the *Houston Chronicle's* Houston 100... Defensive Player of the Year in District 13-5A and team MVP as a senior... Three-time, all-district pick... 113 tackles as a senior and 306 in three seasons at Klein Forest... Played in the 2010 Bayou Bowl and was the game's leading tackler, finishing with 10 stops... Also competed in track, winning district titles in the shot as a sophomore and junior... NHS and student council member... Served as an officer in both FCA and DECA.

## Personal

Cameron Amaechi Nwosu... Born: May 8, 1992 in Lubbock... Son of Isabel Whitfield-Nwosu, Houston and Linus and Dorothy Nwosu, Dallas... Four brothers... Three cousins played football in college: James Satchel played at Stephen F. Austin and Texas A&M-Commerce and currently coaches at Cy Ranch HS; Jonathan Satchel played football and competed in track and field at Lamar University; Julius Wright played football and ran track at Johnson C. Smith University... Sport Management major... Martel College.

## CAMERON NWOSU'S CAREER STATISTICS

YEAR	UT	AT	TOT	TFL	SACK	FR	PBU	INT	BLK
2010	7	3	10	1/3	1/3	1	-	-	-
2011	58	50	108	6/21	1/9	2/33	1	-	-
2012	55	37	92	7/27	2.5/14	-	2	2/27	3
<b>TOTAL</b>	<b>120</b>	<b>90</b>	<b>210</b>	<b>14/51</b>	<b>4.5/26</b>	<b>2/33</b>	<b>3</b>	<b>2/27</b>	<b>3</b>

## Single Game Highs

Tackles - 16 at Marshall (O 15, 2011)  
Solo Tackles - 8 vs Memphis (O 8, 2011)  
Tackles for Loss - 2, twice  
Fumble Recoveries - 1, twice  
Pass Breakups - 1, three times  
Interceptions - 1, twice  
Blocked PATs - 3 vs UCLA (A 30, 2012)

## Defensive Touchdowns:

12-yard fumble return at Houston (O 27, 2011)  
21-yard fumble return at SMU (N 26, 2011)



# 4

## Dennis PARKS

WR, 6-2, 190, Sophomore

Converse, Texas (Judson HS)

## Rice

Looks to build upon a productive freshman season at receiver.

## 2012

One of eight true freshmen to play in 2012, finishing with seven catches for 112 yards and one touchdown... Named to the C-USA All-Freshman team as a punt returner (13 for 48 yards)... Caught a season-best two passes at Louisiana Tech and Memphis... Hauled in a 35-yard pass from Taylor McHargue vs. Southern Miss for his first career touchdown.

## Judson High School

All District 25-5A selection as a junior and senior for coach Jim Rackley in his final season at Converse Judson... Honorable mention all-state... Totaled 988 all-purpose yards as a senior... Played basketball as well in his first three years at Judson... Academic All State honorable mention.

## Personal

Dennis D'Andre Parks... Born: July 27, 1994 at San Antonio... Parents: Becky Davis and Dennis Parks (eight sisters)... Father (Dennis Parks) played football at New Mexico State... Undeclared major in the Social Sciences division... Jones College.

### DENNIS PARKS' CAREER STATISTICS

#### RECEIVING

YEAR	REC	YARDS	YDS/REC	LONG	TD	YDS/G
2012	7	112	16.0	35	1	8.6

#### PUNT RETURNS

YEAR	NO	YDS	TD	LG
2012	13	42	0	18

#### KICKOFF RETURNS

NO	YDS	TD	LG
3	45	0	19

#### Single Game Highs

Receptions - 2, twice

Receiving Yards - 35 vs. Southern Miss (S 18, 2010)



# 40

## Zach PATT

DE, 6-2, 240, Junior

Honey Grove, Texas (Honey Grove HS)

## Rice

Looks for increased playing time in his second year as a defensive end.

### 2012

Backup performer at defensive end who was credited with a career-best eight tackles... Credited with a career-best two in the opener vs. UCLA and matched that vs. Marshall... Credited with a tackle and recovered a fumble on a kickoff return in the Armed Forces Bowl.

### 2011

Made his debut against Texas in the opener and also saw action as a reserve against Purdue both at defensive end and on special teams... Credited with his first career tackle at Baylor and also forced a fumble on a kickoff return... Repeated those numbers the following week at Southern Miss, with his forced fumble returned for a touchdown by Michael Kutzler... Picked up a solo stop vs. Memphis.

## Honey Grove High School

Four-time All-District 11-2A selection for coach James Fuller at Honey Grove... Led the Warriors in rushing for three consecutive seasons... Team reached the area championship in both his freshman and sophomore seasons... Also played basketball and earned All-Red River Valley honorable mention as a sophomore... Academic all-district... Member of the Beta Club.

## Personal

Zachary Ryne Patt... Born: Feb. 6, 1992 in Paris... Son of Roy Gene and Delores Patt... One brother... Political Science major... Jones College.

### ZACH PATT'S CAREER STATISTICS

YEAR	UT	AT	TOT	TFL	SACK	FF	FR	PBU	INT
2011	3	-	3	-	-	2	-	-	-
2012	6	2	8	-	-	1	1	-	-
<b>TOTAL</b>	<b>9</b>	<b>2</b>	<b>11</b>	<b>-</b>	<b>-</b>	<b>3</b>	<b>1</b>	<b>-</b>	<b>-</b>

#### Single Game Highs

Tackles - 2, twice

Solo Tackles - 2 vs UCLA (A 30, 2012)

Forced Fumble - 1, three times



# 71

**Connor PATTERSON**

OL, 6-4, 295, Freshman

Tomball, Texas (Tomball HS)

## Rice

Versatile line candidate who could fill one of several roles with the Owls after a redshirt year.

## Tomball High School

All District 13-5A selection for coach Tommy Kaiser at Tomball HS and an honorable mention selection as a junior... Also tabbed as an All Greater Houston honorable mention selection as a senior... Academic All District and honorable mention Academic All State as a senior... Science Honor Society member... Health Occupation Students of America.

## Personal

Connor Scott Patterson... Born: September 30, 1993 at Houston... Son of Mark and Judy Patterson (four brothers)... Undeclared major in the Engineering division... Wiess College.



# 26

**Turner PETERSEN**

RB, 6-2, 235, Senior

Oklahoma City, Okla. (Heritage Hall HS)

## Rice

Versatile senior who enters his senior year as one of two career 1,000 yard rushers in the backfield... Has 1,153 career yards, Charles Ross has 1,409. ...Four-time member of C-USA Commissioner's Honor Roll.

## 2012

Third on the team with a career-best 591 yards rushing and 766 all-purpose yards... Also set career-highs with 14 catches and 166 receiving yards... One of four Owls to rush for 100 yards in a game, finishing with 135 on 19 carries vs. Southern Miss... Also caught his first career touchdown pass vs. USM, a 38-yard combination with Driphus Jackson... Matched his career-high with five rushing touchdowns... Caught at least on pass in eight of 10 games... Missed the Houston and UTEP games with injuries... Returned to action in the Armed Forces Bowl to lead the team with 81 yards rushing, including a memorable 48 yard run (career long) that was featured in network bowl highlight packages.

## 2011

Former HS quarterback who utilized those skills in the Owls "Wild Owl" formations to become the second-leading rusher on the team, while also completing seven of 11 passes. .. Tied for the team lead with five rushing touchdowns and second on the team with 485 yards rushing... Totaled 118 yards total offense in the Homecoming win over UTEP, rushing for 74 yards (including a career-long, 44-yard scoring run) and completed all three passing attempts for 44 yards, including a long completion of 29 yards to fellow running back Tyler Smith... Made his first career start vs. Houston, opening at quarterback in the Wild Owl formation... Established career-highs for rushing attempts (23) and yards (140) while also completing one of two passes for eight yards... Rushed for 55 yards at Marshall and also completed his second pass of the season while running from the Wild Owl formation... Scored a pair of touchdowns vs. Memphis and added a career-long, 51-yard reception... Rushed for 51 yards, including a season-best 27 yard carry and added a 12-yard reception at Baylor... Contributed in a variety of ways in the Owls' 24-22 win over Purdue... Scored on a two-yard run, threw his first career pass for a gain of 12 and caught a 30-yard pass from Taylor McHargue... Posted career-bests with seven carries for 43 yards in the opener at Texas.

## 2010

Made the successful transition to running back with a strong spring prior to redshirt freshman year... Scored on a career-long, 36-yard run at Tulane and also returned a kickoff for a career-best 22 yards to set up the Owls' final drive... Made his first career start at UCF as the Owls opened in a two-back set... Rushed for 14 yards and a touchdown against Hous-

ton... Caught his first two career passes at UTEP for 29 yards (a long of 17) and also returned a short kickoff 15 yards... Scored a 10-yard touchdown on his first collegiate carry against Northwestern... Made his debut on special teams against Texas in the opener... Saw action as a reserve against North Texas.

## 2009

Redshirted his first year on campus.

## Heritage Hall High School

Quarterbacked Heritage Hall to an Oklahoma 2A state title as a senior for Coach Andy Bogert while earning All-State honors... Ran for 1,500 yards and 24 touchdowns ... Threw for 1,224 yards and 16 touchdowns... On defense, had 98 tackles and five interceptions... Named Little All-City Player of the Year and *VYPE Magazine's* Oklahoma City Player of the Year... High school teammate was Barry Sanders, Jr. ... Earned High School All-American honors in swimming... Finished second in the Oklahoma 5A state meet in the 100 meters (50.18), third in the 50 meters (22.23) and anchored Heritage Hall's state champion 200 freestyle relay... Also played soccer and was the team MVP as a junior.

## Personal

Turner Christian Petersen... Born: April 21, 1990 in Patuxent River, Md. ... Son of Nels and Nancy Petersen, Oklahoma City, Okla. ... Grandfather, the late Vice Admiral Forrest Petersen, was a test pilot for the X-15 program and later was the Commanding Officer of the USS Enterprise... One sister... Sport Management major... Duncan College.

## TURNER PETERSEN'S CAREER STATISTICS

### RUSHING

YEAR	ATT	YARDS	YDS/ATT	LONG	TD	YDS/G
2010	13	77	5.9	36	3	6.4
2011	102	485	4.8	44	5	4.4
2012	128	591	4.6	48	5	53.7
<b>TOTAL</b>	<b>243</b>	<b>1153</b>	<b>4.7</b>	<b>48</b>	<b>13</b>	<b>32.9</b>

### RECEIVING


YEAR	REC	YARDS	YDS/REC	LONG	TD	YDS/G
2010	2	29	14.5	17	0	2.4
2011	7	118	16.9	51	0	9.8
2012	11	155	14.1	38	1	15.5
<b>TOTAL</b>	<b>20</b>	<b>302</b>	<b>15.1</b>	<b>51</b>	<b>1</b>	<b>8.9</b>

### PASSING

YEAR	COMP	ATT	INT	YDS	TD	LG	KICK RETURNS				
							KOR	YDS	TD	LG	
2010	-	-	-	-	-	-	3	47	0	22	
2011	7	11	0	74	0	29	-	-	-	-	
2012	1	1	0	12	0	12	-	-	-	-	
<b>TOTAL</b>	<b>8</b>	<b>12</b>	<b>0</b>	<b>86</b>	<b>0</b>	<b>29</b>	<b>3</b>	<b>47</b>	<b>0</b>	<b>22</b>	

## Single Game Highs

Rushing Attempts - 23 at Houston (O 27, 2011)  
 Rushing Yards - 140 at Houston (O 27, 2011)  
 Receptions - 2, four times  
 Receiving Yards - 51 vs. Memphis (O 8, 2011)  
 Pass Completions - 3 vs. UTEP (N 5, 2011)  
 Pass Attempts - 3 vs. UTEP (N 5, 2011)  
 Passing Yards - 44 vs. UTEP (N 5, 2011)  
 Kickoff Returns - 1, three times  
 Kickoff Return Yards - 22 at Tulane (N 13, 2010)

**80****Grant PETERSON**DE, 6-6, 250, Sophomore  
Austin, Texas (Westwood HS)**Rice**

Looks to contribute immediately after making the successful switch to defensive end in the spring and intensive work in the weightroom.

**2012**

Saw action primarily on special teams in four games.

**Westwood High School**

All-District 16-5A selection as a senior for Anthony Wood after switching to wide receiver for his senior year... Played quarterback in his first year at Westwood after moving from Wisconsin... Caught 52 passes for 788 yards and eight touchdowns as a senior... Committed to the Owls prior to his senior season... Also competed in the 400 meters in track.

**Personal**

Grant Allen Peterson... Born: Nov. 6, 1992 in Charlotte, N.C. ... Son of Craig and Denise Peterson, Burlington, Wisc. ... One sister... Visual and Dramatic Arts major... McMurtry College.

**73****John POEHLMANN**OL, 6-5, 290, Sophomore  
Brenham, Texas (Brenham HS)**Rice**

Looks to regain momentum that had him second on depth chart at right tackle in 2012 before suffering a season-ending injury in camp.

**2012**

Was positioned for playing time after a redshirt year in 2011, but was lost for season after an injury in fall camp.

**Brenham High School**

All-District 17-4A selection as a senior for coach Glen West ... a three-year starter for the Cubs who reached the state title game in his junior season ... member of the *Houston Chronicle's* Greater Houston 100 ... also threw the discus ... active in FCA and Young Life at Brenham High.

**Personal**

John Paul Poehlmann ... Born: July 7, 1992 in Bryan ... Son of Luther and Helen Poehlman ... has three brothers who all played past high school - Mathew (New Mexico, 2001-05), Mark (Blinn JC, 2003-05) and Luke (Texas, 2009-12) ... Sport Management major ... McMurtry College.

**38****Darrion POLLARD**CB, 5-8, 180, Freshman  
Gilmer, Texas (Gilmer HS)**Rice**

Earned early playing time before being injured... Granted a medical redshirt and will be classified a freshman again this year.

**2012**

Made his debut in the opener vs. UCLA but was injured and did not see further action.

**Gilmer High School**

All-State, All-District 16-3A and the district's offensive MVP for coach Jeff Traylor at Gilmer HS... Set three school records, catching 85 passes for 1,305 yards and 12 touchdowns as a senior... Also returned a pair of punts for scores... Joins his Gilmer QB (Luke Turner) in signing with the Owls... Earned District Newcomer of the Year honors in track as a junior... National Honor Society... Mentors elementary students.

**Personal**

Darrion Keeley Pollard... Born: February 18, 1994 at Los Angeles, Calif. ... Son of Deborah Pollard and Kelvin Keeley (two brothers, two sisters)... Undeclared major in the Natural Sciences division... Will Rice College.





# 22

## Ryan POLLARD

CB, 5-8, 170, Sophomore

Arlington, Texas (Air Force/Martin HS)

### Rice

Talented corner who looks to return to action after sitting out a year as a transfer from Air Force... Member of C-USA Commissioner's Honor Roll.

### 2012

Sat out due to NCAA transfer rules... Chose to move closer to home to assist his family after their home was damaged in the tornadoes that struck Dallas in April of 2012, but waiver request was denied.

### Air Force Academy

Saw action in four games as a true freshman on special teams for the Falcons... Credited with four tackles, three of them vs. Tennessee State.

### Martin High School

First team All-DFW Superteam and All District 3-5A as a corner and honorable mention All-State as a punt returner for coach Bob Wager... Credited with 80 tackles, picked off four passes, broke up seven others and averaged 18.4 yards per punt return, while leading the Warriors to

an undefeated district record and a pair of wins in the state playoffs... Academic All-State selection... Also ran track for three years... Finalist for the Davey O'Brien High School Scholarship... Active in Teens Against Tobacco Use.

### Personal

Ryan Pollard... Born: October 14, 1992 at Fort Worth... Son of Chenida and Alvin Pollard, Jr. ... Two brothers... Cousin of former Texas quarterback Serrod Harris (07-09)... Kinesiology major... Brown College.

### RYAN POLLARD'S CAREER STATISTICS

YEAR	UT	AT	TOT	TFL	SACK	FF	FR	PBU	INT
2011*	3	1	4	-	-	-	-	-	-

\*Air Force

### Single Game Highs

Tackles - 3 vs. Tennessee State (S 24, 2011)

Solo Tackles - 2 vs. Tennessee State (S 24, 2011)



# 24

## Paul PORRAS

SAF, 6-1, 205, Senior

Scottsdale, Ariz. (Saguaro HS)

### Rice

Solid starter at safety who has 187 tackles over the last two years... Four-time member of C-USA Commissioner's Honor Roll.

### 2012

Led the team with a career-best 93 tackles... Ranked 19th in Conference USA in tackles per game with 7.2... Posted a pair of double-digit tackles games, with 15 vs. Marshall and 13 at Louisiana Tech... Broke open the Southern Miss game with a 75-yard interception return for his first career touchdown and added his second interception vs. Air Force in the Armed Force Bowl... Has five career interceptions to rank second among active Owls (Bryce Callahan has eight)... Named Male College Athlete of the Year by Athletes International Ministry, which is based in Phoenix.

### 2011

Led the team with 64 unassisted tackles and tied for the team lead with eight pass breakups... Led the team with 13 tackles at Northwestern...

Led the team with six tackles vs. UTEP... Also had a pass breakup vs. the Miners... Credited with a career-high 15 tackles vs. Tulsa and also forced a fumble at the goal line to thwart a scoring attempt... Picked off his first pass of the season at Marshall... Picked up his first career sack and cause an pick six in the Owls 28-6 win over Memphis... Broke up a pass on a blitz that was intercepted by Jared Williams and returned for a touch-down to move the Owls' lead to 21-3 in the third quarter... Matched his career-best with a pair of tackles for loss as well as breaking up the first three passes of his career in the win over Purdue... Finished the game with eight tackles... Credited with three tackles in the opener at Texas.

## 2010

Quickly adapted after the move from receiver in the spring and became a solid backup to Travis Bradshaw during his freshman season... Made one start when Bradshaw was injured during the year... Tied for second on the team with eight tackles on kickoff coverage... Credited with a pair of turnovers against ECU... Recovered a fumble and picked off his first career pass , returning it 17 yards... Chalked up his first two career tackles for loss (total of six yards) at Tulsa... Made his first career start at UTEP and led the team with 13 tackles... Credited with his first two career tackles at North Texas... Saw action as a reserve against Texas in the opener at Reliant Stadium.

## 2009

Redshirted first season with the Owls.

## Saguaro High School

All-State selection as a senior and a two-time All-City and All-Region

performer for Coach John Sanders at Saguaro... Played on three consecutive Arizona 4A-1 state championship teams that went 41-1 over that stretch... Named Scottsdale Player of the Year after catching 32 passes for 629 yards and eight TDs... Defensively, had 72 tackles and seven interceptions (two returned for touchdowns)... Finished second in the state track meet in the triple jump as a junior... Also played basketball... Nominated for the Wendy's High School Heisman... NHS member... Homecoming king... Eagle Scout.

## Personal

Paul Allen Porras... Born: Feb. 20, 1991 in Scottsdale, Ariz. ... Son of Tom and Bunny Porras, Scottsdale, Ariz. ... One brother, Tyler, who played football at Stanford... Sport Management major... Duncan College.

## PAUL PORRAS' CAREER STATISTICS

YEAR	UT	AT	TOT	SACK	TFL	FF	FR	PBU	INT/Y
2010	14	16	30	-	2.0 / 6	-	1	1	1 / 17
2011	64	27	91	1.0 / 2	5.0 / 9	2	-	8	2 / 15
2012	64	29	86	-	2.5 / 8	-	1	4	2 / 75
<b>TOTAL</b>	<b>142</b>	<b>72</b>	<b>218</b>	<b>1.0 / 2</b>	<b>9.5 / 23</b>	<b>2</b>	<b>2</b>	<b>13</b>	<b>5 / 107</b>

## Single Game Highs

Tackles - 15 vs Tulsa (O 22, 2011)

Solo Tackles - 12 vs Tulsa (O 22, 2011)

Tackles for Loss - 2 at Tulsa (N 6, 2010), 2 vs Purdue (S 10, 2011)

Pass Breakups - 3 vs Purdue (S 10, 2011)

Interceptions - 1, 5 times



# 10

## James RADCLIFFE

LB, 6-1, 220, Junior

Katy, Texas (Cinco Ranch HS)

## Rice

Moved into starting role at linebacker and produced solid numbers in 2012.

## 2012

Opened the year backing up Kyle Prater, then took over the starting role when he was injured, finishing the year with a career-best 42 tackles... Made his first start a memorable one, finishing with 12 tackles including three for loss (one sack) at Memphis... Credited with his second career sack at UTEP... Recovered a fumble vs. Southern Miss... Broke up his first career pass at Tulane.

## 2011

Picked up special teams tackles in each of the last two games... Credited with his first career tackle vs. Tulane... Made his debut on special teams at Southern Miss.

## 2010

Redshirted in his first season with the Owls.

## Cinco Ranch High School

Class 5A All-State Honorable Mention by the Associated Press for coach Don Clayton... Member of *Dave Campbell's Texas Football* Top 300... Named to the *Houston Chronicle's* All-Greater Houston team and to its Houston 100... Two-time All-District 17-5A selection and the district defensive MVP as a junior... Team captain as Cinco Ranch advanced to the 5A Division I semifinals... Ranked as the Cougars' career (334) and single-season (142) tackle leader... Set the Cinco Ranch season sack record (6)... National Honor Society... Three-time academic all-district.

## Personal

Roland James Radcliffe III... Born: Sept. 24, 1991 in Houston... Son of Jim and Kris Radcliffe, Katy... Two brothers, one sister... Sister (Molly Radcliffe-Neff) was an All-America in field hockey at William & Mary... Political Science major... Martel College.

### JAMES RADCLIFFE'S CAREER STATISTICS

YEAR	UT	AT	TOT	TFL	SACK	QBH	FR	PBU	INT
2011	2	0	2	-	-	-	-	-	-
2012	26	16	42	4.5/17	2/13	2	-	1	-
<b>TOTAL</b>	<b>28</b>	<b>16</b>	<b>44</b>	<b>4.5/17</b>	<b>2/13</b>	<b>2</b>	<b>-</b>	<b>1</b>	<b>-</b>

## Single Game Highs

Tackles - 12 at Memphis (O 6, 2012)

Solo Tackles - 8 at Memphis (O 6, 2012)

Tackles for loss - 3 at Memphis (O 6, 2012)



# 77

## Andrew REUE

OL, 6-5, 295, Sophomore

Austin, Texas (St. Michael's Academy)

## Rice

Stepped into a starting role late in his redshirt freshman year and delivered a solid performance... Two-time member of C-USA Commissioner's Honor Roll

## 2012

Saw extensive playing time during the year as a reserve and was prepared to answer the call when Drew Carroll was lost for the final three games of the season... Stepped in as the starter at right guard vs. SMU and was back in the lineup in the finale at UTEP as well as vs. Air Force in the Armed Forces Bowl.

## St. Michael's Academy

TAPPS Division I All-State and All-District selection as a senior for coach Ed McCabe... Crusaders reached the state semifinals his senior year after advancing to the quarterfinals as a junior... All-district pick as a junior and second-team all-district as a sophomore... Competed in track as the Crusaders won state titles both his junior and senior year... Academic All-State selection... Eagle Scout... St. Michael's Student Council vice president and a member of the National Honor Society.

## Personal

Andrew David Reue... Born: Feb. 24, 1993 in Austin... Son of David and Susan Reue... One sister... Economics major... Brown College.

**53****Nate RICHARDS****C, 6-4, 300, Senior****Keller, Texas (Keller HS)****Rice**

Senior force on the offensive line who was tabbed by conference coaches as a preseason All C-USA pick... Second-team selection by Phil Steele... Member of C-USA Commissioner's Honor Roll.

**2012**

Stepped into the starting spot at center in the spring after transferring from Trinity Valley JC and became the leader of the Owls youthful offensive line... Started all 13 games and only missed one snap, when his helmet was pulled off his head late in the Marshall game... Named to *Dave Campbell's Texas Football* All Texas College preseason second team

**2011 at Trinity Valley CC**

JUCO All-American at center for coach Brad Smiley at Trinity Valley CC in Athens, Texas.

**2010 (Central Arkansas)**

Saw action in four games as a redshirt freshman.

**Keller High School**

All-District 5-5A and All-Tarrant County selection as a senior for coach Kevin Atkinson at Keller HS... Named team co-MVP and team captain... Earned honorable mention all district honors as a junior... Also competed in power lifting and threw the shot... A member of the student council.

**Personal**

James Nathan Richards... Born: Aug. 29, 1990 at Baton Rouge, La. ... Son of Jim and June Richards (two sisters)... Political Science major... Duncan College.

**12****Charles ROSS****RB, 6-1, 235, Senior****Schertz, Texas (Samuel Clemens HS)****Rice**

Powerful runner who enters senior year as the Owls' active rushing leader with 1,409 yards.

**2012**

Led the Owls in rushing, with a career-best 800 yards and topped 100 yards three times, closing the regular season with a career-best 154 yards on 23 carries at UTEP... Added 98 yards receiving to lead the team with 898 all-purpose yards... Topped 100 for the first time with a 116-yard effort at Louisiana Tech, highlighted by a career-long 64-yard run... Ran for 117 yards on 16 carries vs. UTSA... Owls' active leader with 1,409 yards and 19 rushing touchdowns and needs just 97 yards to crack the Rice career top 20... Switching to No. 12 as a senior as part of the Owls Honor Jersey initiative, saluting Stahle Vincent who was one three players who became the first African-American players at Rice, in addition to become the first African-American quarterback in the SWC in 1969.

## 2011

Missed the remainder of the season after suffering an injury at Southern Miss... Moved into eighth on the Owls career KO return list with one return for 12 yards at Baylor and needs 15 yards to move into 7th... Rushed four times for 20 yards and returned five kicks for 125 yards in the opener at Texas... Named to the College Football Performance Awards Watch List for kick returners prior to the season.

## 2010

Became a force on kickoff returns over the final three games of the season to move into the national rankings ... Ranked third in C-USA and ninth in the country with a 29.06 yard average on 17 kickoff returns ... 494 kickoff return yards for the year ... Shattered the school record by totaling 261 yards on seven kickoff returns at Tulane in his first duty of the season ... Received C-USA Special Teams Player of the Week recognition for his efforts against the Green Wave ... Fell nine yards shy of the conference single-game record ... Kickoff return yardage total allowed the Owls to set a C-USA record with 344 total kickoff returns in the game ... Opened the second half of the game with a 64-yard return, the longest by an Owl since Clint Hatfield returned a kick 78 yards in 2001 ... Finished the day with 264 all-purpose yards, the fifth-best total in school history ... All-purpose yard total in the game was just one yard shy of Dicky Maegle's famous Cotton Bowl effort against Alabama in 1954 (Trevor-Cobb holds the record with 295) ... Scored the winning touchdown for the Owls at North Texas with a two-yard run with 6:22 to play ... Scored the Owls' final points against Texas, a two-yard run in the fourth quarter.

## 2009

Topped 100 yards for the first time in his career, rushing for 105 yards on 10 carries and a pair of touchdowns vs. Houston... Joined with Tyler Smith to give the Owls a pair of 100-yard rushers in the same game for the first time since 2005... Finished with 11 rushing touchdowns this season, the most in C-USA by a freshman running back and fourth among all freshmen at the conclusion of the regular season... 11 rushing touchdowns were the most by an Owl since Ed Bailey ran for 12 in 2004... Ran for three short TDs vs. UTEP, his second, three-touchdown effort during the year... First Owl to have a pair of three-rushing TD games since Greg Henderson in 2004... Posted a career-best 146 all-purpose yards vs. the Miners, including a career-best, 36-yard kickoff return... Rushed for a career-best 90 yards on 17 carries vs. Tulane... Ripped off a career-best run of 54 yards vs. UCF, longest by an Owl running back since Justin Hill scored on a 54-yard run vs. Southern Miss in 2007... Had a 48-yard TD run against Vanderbilt, and was the first Rice RB to have two rushes of 48 yards or more since Quinton Smith had three in 2006... Became the first Owl in three years to rush for three scores in a game when he scored on three short runs at Oklahoma State, taking a direct snap from center... Earned his first career start vs. Navy... Carried the ball a career-best 13 times vs. Tulsa... Made his debut at UAB and rushed for 37 yards on five carries and returned one kickoff for 15 yards.

## Clemens High School

Two-time, All-District 26-4A and All-San Antonio for Coach Greg Ferrera at Clemens... Ran for 1,413 yards and 11 touchdowns... Caught 22 passes for 455 yards and seven touchdowns as a senior... Member of

*Dave Campbell's Texas Football* Hot 300 and ranked as one of the top 20 running backs in 2008... Ran for 1,259 yards and 14 TDs as well as caught 20 passes for 424 yards and seven scores as a junior ...Honorable mention all-state as a junior ... Two-time regional qualifier in the 200 meters, long jump, triple jump and as members of the 4x100 and 4x200 relays.

## Personal

Charles Anthony Ross... Born: June 12, 1991 in San Antonio ... Son of Philip and Norma Ross, San Antonio... One brother, one sister... Economics major... Will Rice College.

## CHARLES ROSS' CAREER STATISTICS

### RUSHING

YEAR	ATT	YARDS	YDS/ATT	LONG	TD	YDS/G
2009	97	491	5.1	54	11	4.9
2010	20	69	3.5	31	3	6.3
2011	12	49	4.1	12	0	12.3
2012	147	800	5.4	64	5	61.5
<b>TOTAL</b>	<b>276</b>	<b>1409</b>	<b>5.1</b>	<b>64</b>	<b>19</b>	<b>34.7</b>

### RECEIVING

YEAR	REC	YARDS	YDS/REC	LONG	TD	YDS/G
2009	16	130	8.1	30	0	1.8
2010	1	-1	-1.0	0	0	-.1
2011	3	50	16.7	25	0	12.5
2012	10	98	9.8	24	1	7.5
<b>TOTAL</b>	<b>30</b>	<b>277</b>	<b>9.2</b>	<b>30</b>	<b>1</b>	<b>7.1</b>

Kickoff Returns				
YEAR	KOR	YDS	TD	LG
2009	12	244	0	32
2010	17	494	0	64
2011	8	177	0	43
<b>TOTAL</b>	<b>37</b>	<b>915</b>	<b>0</b>	<b>64</b>

#### Single Game Highs

Rushing Attempts – 23 at UTEP (N 24, 2012)

Rushing Yards - 154 at UTEP (N 24, 2012)


Rushing Touchdowns - 3, twice

Receptions - 4 at Houston (N 28, 2009)

Receiving Yards - 46 at Tulane (N 3, 2012)

Kickoff Returns - 7 at Tulane (N 13, 2010)

Kickoff Return Yards - 261 at Tulane (N 13, 2010)



# 94

## Graysen SCHANTZ

DE, 6-2, 235, Freshman

Hickory Creek, Texas (Lake Dallas HS)

### Rice

2013 signee who will look to move into the rotation at defensive end.

### Lake Dallas High School

Defensive MVP of District 5-4A as a senior for coach Mike Young at Lake Dallas HS... All-State honorable mention selection and a finalist for the Dallas-Ft. Worth First Down Club Defensive Player of the Year... Credited with 65 tackles as senior, including 20 for loss (17 sacks) as well as 40 quarterback hurries and three blocked kicks... Finished his career with 150 tackles, including 42 for loss (30 sacks) and 100 hurries... Earned Defensive Newcomer of the Year as a junior... Honorable Mention Academic All State honoree.

### Personal

Full name: Graysen Conner Schantz... Born: February 25, 1995 at Norman, Okla. ... Parents: Conan and Tamara Schantz (one brother, one sister)... Rice major: Undeclared (natural sciences division)... Brown College.



# 60

## Matt SIMONETTE

OL, 6-2, 300, Junior

Bellaire, Texas (Bellaire HS)

### Rice

Former walk-on whose hard work has allowed him to join the offensive line rotation... Three-time member of C-USA Commissioner's Honor Roll.

### 2012

Opened the year by seeing action on special teams, then saw action at guard and center... Played in nine games.

### Bellaire High School

All-District 20-5A selection at Bellaire for coach Trey Herrmann... Three-year starter for the Cardinal... Named the BHS Outstanding Offensive/Defensive Lineman as a senior... Set a school record with a 385-pound bench press as a senior... Competed in power lifting and track.

### Personal

Matthew Edward Simonette... Born: Nov. 30, 1991 in Santa Clara, Calif. ... Son of Rebecca Simonette... brother Nate graduated from Rice in 2011 with a degree in History... Sport Management major... Lovett College.



# 91

## Josh SKINNER

DE, 6-4, 250, Senior

Silsbee, Texas (Silsbee HS)

### Rice

Enters senior year looking to regain momentum from his sophomore year that was delayed after an injury held him out in 2012... Four-time member of C-USA Commissioner's Honor Roll.

### 2012

Was looking to build on 2011 playing time and a strong spring, but suffered a season-ending injury early in fall camp.

### 2011

Moved into the two-deep in the fall and saw consistent action as part of the defensive line rotation... Credited with his first career tackle at Southern Miss and added an assist vs. Memphis... Made his debut against Texas in the opener.

### 2010

Reserve.

### 2009

Redshirt.

### Silsbee High School

Two-time, All-District 21-3A for Coach Bobby McGallion at Silsbee... Also named All-Southeast Texas... Credited with 74 tackles, including 6.5 sacks as a senior for the bi-district champions... Academic all-state selection who ranked 12th in his senior class... An all-district pick in baseball since his freshman year... Also played basketball and threw the discus in track... A member of *Dave Campbell's Texas Football* Hot 300 as both a junior and senior.

### Personal

Joshua Andrew Skinner... Born: Dec. 2, 1990 in Beaumont... Son of Scott and Patricia Skinner, Silsbee... One brother... Sociology major... Duncan College.

### JOSH SKINNER'S CAREER STATISTICS

YEAR	UT	AT	TOT	TFL	SACK	HRY	FR	PBU	INT
2011	2	1	3	-	-	-	-	-	-

### Single Game Highs

Tackles - 1, three times

Solo Tackles - 1, twice



# 52

## Spencer STANLEY

OL, 6-2, 275, Freshman

Ft. Worth, Texas (Trinity Valley)

### Rice

Looks to move into the o-line rotation after a redshirt season... Member of 2013 C-USA Commissioner's Honor Roll.

### Trinity Valley School

Two-time All SPC Division II selection for coach Aaron Mattox at Trinity Valley School, leading the Trojans to a 7-3 in 2011 and an overall mark of 32-11 in his career. Team won the SPC DII state title in his junior year... Played center and defensive end... Credited with 25 tackles, 2.5 sacks, two forced fumbles and two fumble recoveries during his senior year... Selected to play in the 2012 International Bowl in Austin and captained the White team in the 2011 Tom Hillary All-Star Classic last fall... Active in martial arts and holds first-degree black belts in American karate, Tae Kwon Do and Shizen-Na Karate.

### Personal

Spencer Michael Stanley Born: June 21, 1994 at Arlington... Son of Mike and Meri Stanley (one sister)... Uncle (Bill Fuller) was a letterman at Arkansas from 1953-55 and an 8th round draft pick by the Giants in 1956.



# 10

## Tyler STEHLING

QB, 6-4, 220, Freshman  
Spring, Texas (Klein Collins HS)

### Rice


Standout quarterback at Spring Klein who will add depth to the Owls corps after a redshirt year in 2012... Completed 4-11 passes for 41 yards in the spring game.

### Klein Collins High School

All-District 13-5A selection for coach Drew Swoboda at Klein Collins HS... Threw for 1,886 yards (123-190) with 18 touchdowns as a senior... Ran for seven more scores... Threw for 3,344 yards and 31 touchdowns, while rushing for 16 more in his career... Team captain as a senior... Also played basketball and baseball... Two-time Academic All-District and a second team Academic All-State pick as a senior... Finalist for the Houston Touchdown Club's Scholar Athlete of the Year... National Honor Society.

### Personal

Tyler Joseph Stehling Born: December 22, 1993 at Houston... Son of Brian and Glenda Stehling (one sister)... Father was drafted by Tigers in the third round of the January, 1979 draft out of San Jacinto... He pitched in the Dodgers organization in 1983.



# 15

## Jordan TAYLOR

WR, 6-5, 210, Junior  
Denison, Texas (Denison HS)

### Rice

Owls leading receiver in 2012 looks to build upon a standout sophomore season... *Dave Campbell's Texas Football* second-team All-Texas College preseason pick.

### 2012

Led the Owls with 826 receiving yards 57 receptions, capping his breakout sophomore season with a sparkling Armed Forces Bowl performance... Named to All Bowl teams by ESPN.com, CBSSports.com and USA Today after catching nine passes for 153 yards and three touchdowns... Became the first Owl to catch more than one TD pass in a bowl and also set a school bowl mark with his 153 yards receiving... Nine receptions matched Jarett Dillard's 2008 Texas Bowl for the school record... 826 yards ranks seventh on the Rice season chart and his 57 receptions moved him into a tie for seventh with Doug Cunningham (1976)... Led the Owls with 18 receptions of 20 yards or more, the most by an Owl since James Casey (21) and Dillard (18) in 2008... Had at least one catch of 20 yards in 11 of 13 games... 44 of 57 receptions resulted

in first downs... Set career-highs with nine catches for 101 yards in the Owls win at Kansas, with his 29-yard reception in the fourth quarter helping spark their rally to post Rice's first win over a Big XII opponent... Had receptions in 12 of 13 games and had at least three catches in 10 of 13.

### 2011

Multi-talented athlete whose run at playing time after a strong spring was delayed after an injury prior to the start of camp... Caught 10 passes for 721 yards and a pair of touchdowns, all in the last four games of the year after completing his injury rehab and making his debut vs. Houston... Completed passes in back-to-back games vs. Northwestern and Tulane for a total of 77 yards... Set up the Owls' lone touchdown late in the game at Northwestern by returning to his quarterback roots and hitting Andre Gautreaux on a 49-yard completion... Completed a 34 yarder to Tyler Smith vs. Tulane... Found the end zone for the first time in his career when he scored the go-ahead touchdown vs. UTEP in the Owls' 41-37 Homecoming win... Six-yard scoring pass from Nick Fanuzzi capped an 83 yard drive midway through the fourth quarter... Caught three passes for 15 yards against the Miners.

### 2010

Redshirted in his first season with the Owls.



## Denison High School

4A Region II Player of the Year at quarterback for coach Cody White... Earned all-state honors from Rivals.com while leading Denison to the 4A Division II semifinals... Ranked by *Dave Campbell's Texas Football* as one of the Top 20 athletes in Texas and a member of its Top 300... Threw for 3,766 yards and 40 TDs... Ran for 2,500 yards and 39 touchdowns during his career... Earned all-district and honorable mention all-state honors as a wide receiver as a sophomore before moving to quarterback as a junior... Caught 29 passes for 546 yards and 11 touchdowns as a sophomore... Also played baseball and earned all-district honors as an outfielder junior year... Ran track as a senior... Academic all-state selection.

## Personal

Jordan Neel Taylor... Born: Feb. 18, 1992 in Sherman... Son of Randy and Karen Taylor... Has one brother, Ryan, who was an offensive lineman at UCLA from 2008-11... Kinesiology major... Hanszen College.

## JORDAN TAYLOR'S CAREER STATISTICS

### RECEIVING

YEAR	REC	YARDS	YDS/REC	LONG	TD	YDS/G
2011	9	69	7.7	17	2	13.8
2012	57	826	14.5	46	3	63.6
<b>TOTAL</b>	<b>66</b>	<b>895</b>	<b>13.6</b>	<b>46</b>	<b>5</b>	<b>49.7</b>

### PASSING

YEAR	ATT	CP	PCT	YDS	LONG	RAT.	TD	INT	YDS/G
2011	2	2	1.000	77	43	423.4	0	0	15.4
2012	3	1	.333	2	2	38.9	0	0	0.2
<b>TOTAL</b>	<b>5</b>	<b>3</b>	<b>.600</b>	<b>79</b>	<b>43</b>	<b>192.7</b>	<b>0</b>	<b>0</b>	<b>4.4</b>

### Single Game Highs

Receptions - 9, twice


Receiving Yards - 153 vs Air Force (D 29, 2012)

Receiving TDs - 3 vs Air Force (D 29, 2012)

Pass Completions - 1, three times

Pass Attempts - 1, five times

Passing Yards - 42 at SMU (N 26, 2011)



# 28

## Cole THOMAS

SAF, 6-2, 195, Freshman

Katy, Texas (Cinco Ranch)

## Rice


2013 signee who look to move into the safety rotation

## Cinco Ranch High School

Second team All-District 19-5A selection at quarterback as a senior for coach Don Clayton at Cinco Ranch, which has produced a number of current Owls including LB James Radcliff and DE Tanner Leland... A member of Dave Campbell's Texas Football's Top 300 as an athlete... Named to the Houston Chronicle's Top 100... Threw for nearly 1,500 yards and 14 touchdowns as a senior while setting a school record for completion percentage (66.5 percent) and over 3,000 yards and 29 TDs in two seasons... Also credited with 91 tackles on defense... Team captain as a senior... Academic All-State and Academic All-District selection... Elected to the Superintendent's Round Table and received the school's Outstanding Academic Achievement Award... Member of the National Honor Society and volunteers with Katy Christian Ministries... Started in the outfield for the baseball team as a sophomore.

## Personal

Full name: Cole Andrew Thomas... Born: December 15, 1994 at Houston... Parents: David and Lisa Thomas (two brothers)... Rice major: Undeclared (natural sciences division)... Baker College.



# 52

**Kenneth THOMPSON**

OL, 6-4, 285, Freshman

Houston, Texas (Langham Creek HS)

## Rice

2013 signee who joins a talented offensive line corps

## Langham Creek High School

Three-time all-District 17-5A selection and a three-year starter for coach Todd Thompson at Langham Creek HS... Led team to district title as a senior... Honorable mention All-State honoree... Tabbed by Dave Campbell's Texas Football Top 300 as one of the top 30 line prospects heading into 2012... Named to the Houston Chronicle's Top 100... Team captain as a junior and senior... Became the first to win Langham Creek's best offensive lineman award in back-to-back seasons... Eagle Scout... Competed in the shot put and discus three seasons and advanced to regionals as a junior and senior.

## Personal

Full name: Kenneth Jon Thompson... Born: September 28, 1994 at Houston... Parents: Danny and Emily Thompson (one brother, one sister)... Father, Danny Thompson, played football at the University of Houston.



# 37

**Drew TRAVIS**

CB, 5-10, 170, Junior

Pflugerville, Texas (Pflugerville HS)

## Rice

Walk-on who earned his first playing time on special teams and at corner in 2012... Three-time member of C-USA Commissioner's Honor Roll.

## 2012

Made his debut vs. Marshall and saw action vs. UTSA and Southern Miss.

## Pflugerville High School

Second-Team All-District 25-5A at Pflugerville High for coach George Hermann... Panthers were bi-district champions his senior year... Averaged 26.1 yards on 14 catches as a senior... Three-year letterman in track... Elite Academic All-State selection and a National AP Scholar... Participated in debate.

## Personal

Drew Travis... Born: Dec. 2, 1991 in Austin... Son of Karen and Robert Travis... Two brothers... Mathematical Economic Analysis major... Sid Richardson College.



# 35

## Luke TURNER

RB, 6-1, 230, Sophomore  
Gilmer, Texas (Gilmer HS)

### Rice

Answered an immediate need as a true freshman and looks to continue to expand his role.

### 2012

One of eight true freshmen who played for the Owls last year... Earned All C-USA Freshmen honors as a running back... Rushed for 146 yards and a pair of touchdowns and completed his only pass for a 38 yard touchdown... Made his debut vs. Kansas on special teams and the expanded his role two weeks later by returning five kickoffs for 128 yards, with a long of 40... Became a featured back in the Owl formation and completed a 38-yard scoring pass to Donte Moore against UTSA while also rushing four times for 18 yards in the win... Called on for a larger role the following week vs. Tulsa and rushed for 102 yards on 15 carries in the second half... Ran for a pair of fourth quarter touchdowns that proved to be the difference vs. Tulane.

### Gilmer High School

Co-MVP, and All-District 16-3A selection for coach Jeff Traylor at Gilmer HS... Joins his Gilmer teammate Darrion Pollard as an Owl signee... Gilmer was 43-7 in Turner's four seasons, including a state title in 2009... Passed for 3,972 yards and 40 touchdowns and ran for 1,896 yards and 40 more scores in his career... All-district shortstop in baseball... National Honor Society... Academic All-State second team... Ranked in the top 10 percent of his senior class.

### Personal

Lucas Clayton Turner Born: January 15, 1993 at Jacksonville... Son of Matthew and Jill Turner (one sister). Father played baseball at Arkansas State and is now Father, Matt Turner, was the Offensive Coordinator at Gilmer HS, who reached the 2012 Texas 3A Championship game... Undeclared major in the Humanities division... Will Rice College.

### LUKE TURNER'S CAREER STATISTICS

#### RUSHING

YEAR	ATT	YARDS	YDS/ATT	LONG	TD	YDS/G
2012	35	146	4.2	30	2	12.2

#### PASSING

YEAR	COMP	ATT	INT	YDS	TD	LG	KICK RETURNS			
2012	1	1	0	38	1	38	13	268	0	40

### Single Game Highs

Rushing Attempts - 14 at Tulsa (O 20, 2012)  
Rushing Yards - 102 at Tulsa (O 20, 2012)  
Kickoff Returns- 5, three times  
Kickoff Return Yards - 128 vs. Marshall (S 22, 2012)



# 21

## Nick URETSKY

LB, 6-0, 210, Freshman

San Antonio, Texas (Alamo Heights HS)

### Rice

2013 signee who looks to push for action in the linebacker rotation.

### Alamo Heights High School

All-State, All-Area and District 27-4A Defensive MVP selection as a senior for coach Mike Norment in his final season at Alamo Heights, which also produced former Rice standout Chase Clement ... Also named the Sub 5A Defensive Player of the Year by the San Antonio Quarterback Club... Credited with 182 tackles as a senior while leading the Mules to an 8-3 record... Credited with 454 tackles in his career... Also ran track and a member of the Mules' 4x100 relay that was a regional finalist and was named team captain... National Hispanic Merit Scholar and an Eagle Scout... A member of Young Life and FCA.

### Personal

Full name: Nicholas Caleb Uretsky... Born: January 21, 1995 at San Antonio... Parents: Gerry Uretsky and Janis Laws (one brother, one sister)...

Father, Gerry, was a member of the football squad at Air Force... Stepfather Phil Laws played baseball at Blinn JC, Arkansas and St. Mary's and was drafted in the 9th round of the 1983 MLD draft by the Yankees... Rice major: Undeclared (engineering division)... McMurry College.



# 12

## Michael WARREN

CB, 5-9, 180, Sophomore

Frankston, Texas (Frankston HS)

### Rice

Versatile athlete in high school who earned immediate playing time on special teams and at corner... Member of C-USA Commissioner's Honor Roll.

### 2012

One of eight true freshmen who played for the Owls in 2012... Earned initial playing time on special teams and also saw action at corner... Picked up his first career tackle at corner vs. Southern Miss.

### Frankston High School

All District 9-2A Division II selection in his first season at quarterback as well as a repeat selection at cornerback for coach Sam Wells at Frankston HS... threw for 1,064 yards and ran for another 1,027... Regional qualifier in the triple jump and finished second in the district in the 200 meters... National Honor Society... Academic All-State... Senior class president.

### Personal

Michael O'Neal Warren Jr. ... Born: September 1, 1993 at Tyler... Son of Rose and Michael Warren (one sister)... Brown College.

### MICHAEL WARREN'S CAREER STATISTICS

YEAR	UT	AT	TOT	TFL	SACK	QBH	FR	PBU	INT
2012	1	0	1	-	-	-	-	-	-



# 50

## Chandler WATKINS

LB, 6-0, 215, Freshman  
Southlake, Texas (Keller HS)

### Rice

Walk-on linebacker who looks to contend for playing time after a red-shirt year... Named to the C-USA Commissioner's Honor Roll during his redshirt year.

### Keller High School

Recorded 109 tackles and an interception as an inside linebacker in his senior season for coach Kevin Atkinson... Named team MVP and earned academic all-state honors as well... Second-team all-District 7-5A... Notched 301 career tackles with a pair of interceptions and two touchdowns as a three-year starter... Also lettered in basketball... Class president as a sophomore and senior... Served three years as a mentor at Florence Elementary.

### Personal

Full name: Chandler Mason Watkins... Born: August 14, 1993 in Fort Worth... Parents: Rex and Cathy Watkins (two sisters)... Cousin, Michael Young, played baseball at Mississippi College (1988-90)... Undeclared in the Engineering Division... Hanszen College.



# 88

## Robby WELLS

TE, 6-6, 235, Freshman  
Katy, Texas (Taylor HS)

### Rice

2013 signee who looks to continue his development as tight end.

### Taylor High School

All District 19-5A selection for coach Flint Risien at Katy Taylor HS after catching 48 passes for 510 yards and 11 touchdowns as a senior... A former quarterback, Wells completed 11 of 17 passes for 109 yards and a touchdown in spot duty and also rushed for 44 yards on 15 carries... Named to *Dave Campbell's Texas Football's* Top 300 as one of top 10 tight ends coming into his senior year and as the seventh best tight end in Texas in their postseason edition... Closed out his career with 50 receptions for 520 yards and 11 TDs, 515 yards rushing with three touchdowns and 939 yard passing (102/188) with five TDs... Also lettered in baseball... A member of the National Honor Society and a second-team Academic All-State selection... Four-time Academic All District choice... A member of Young Life and Best Buddies... Performed in Taylor's presentation of "Seussical, The Musical".

### Personal

Full name: Robert Alan Wells III... Born: January 16, 1995 at Houston... Parents: Robert and Donna Wells (two sisters)... Cousin, Jim Nantz, played golf for the University of Houston and is a long-time sportscaster for CBS... Undeclared major in the Humanities division... Baker College.



7

**Julius WHITE**

SAF, 5-10, 195, Junior

Sugar Land, Texas (Kempner HS)

**Rice**

Stepped into a starting role after Corey Frazier was lost for the season and responded with a standout effort.

**2012**

Made the last 12 starts at free safety after Corey Frazier was injured and responded with 79 tackles to finish third on the team and 34th in Conference USA... Second on tied for sixth in C-USA with three forced fumbles... Credited with a career-best 11 tackles in his first career start at Kansas including 1.5 TFL... Credited with 10 tackles, including a career-best nine unassisted the following week at Louisiana Tech, while also forcing a pair of fumbles... Picked off passes in back-to-back games vs. Tulsa and Southern Miss... Broke-up a pair of passes at UTEP in the regular season finale and finished the year with eight tackles (one for loss) and a pass break up vs. Air Force in the Armed Forces Bowl.

**2011**

Credited with three special teams tackles... Returned his first career kickoff for 20 yards vs. UTEP... Made his debut at Southern Miss and was credited with a tackle on punt coverage... Missed time at the start of camp while recovering from an injury suffered prior to the start of camp while participating in an all-star game.

**Kempner High School**

A First Team All-District 23-5A selection for coach James Brown... Received the team's Big Time Cougar Award as a junior and named team's Offensive Back MVP as a senior... Recognized as a Top 100 All-Greater Houston selection by the Houston Chronicle... Team advanced to the state playoffs four straight years... As a senior rushed for 1,320 yards and 21 touchdowns on 202 carries... Also passed for 437 yards and four scores... During career amassed 1882 yards and 25 touchdowns on the ground... Had 142 career receiving yards and two more touchdowns... Returned a pair of kickoffs for touchdowns... Also played basketball and ran track at Kempner... Received academic excellence award as well as recognized for his success in the classroom by the Touchdown Club of Houston and named to the Randy Rogers All-Academic Team.

**Personal**

Julius White III... Born: Dec. 22, 1992 in Houston... Son of Julius White Jr. and Cheryl D. White ... One brother... Kinesiology major... Martel College.

**JULIUS WHITE'S CAREER STATISTICS**

YEAR	UT	AT	TOT	SK/Y	TFL/Y	FF	FR	PD	INT/Y
2011	1	2	3	-	-	-	-	-	-
2012	55	24	79	-	3.5 / 5	3	-	6	2 / 0
<b>TOTAL</b>	<b>56</b>	<b>26</b>	<b>82</b>	<b>-</b>	<b>3.5 / 5</b>	<b>3</b>	<b>-</b>	<b>6</b>	<b>2 / 0</b>

**Single Game Highs**

Tackles - 11 at Kansas (S 8, 2012)

Solo Tackles - 9 at Louisiana Tech (S 15, 2012)

Tackles for Loss - 1.5 at Kansas (S 8, 2012)



# 74

## Caleb WILLIAMS

OL, 6-3, 285, Sophomore  
Thompsons, Texas (Terry HS)

### Rice

Anchored the right side of the Owls offensive line as a redshirt freshman and earned C-USA All-Freshman honors from league coaches... Pre-season second-team, All C-USA pick by Phil Steele... Two-time member of C-USA Commissioner's Honor Roll.

### 2012

Stepped into the starting lineup in the opener vs. UCLA... Started 11 of 12 games at right tackle... Missed the UTSA with an injury but returned the following week.

### Terry High School

Two-time All-District 23-4A selection for coach Tim Teykl at Terry High School... Led the team in pancake blocks his last two seasons... Also competed in track and was the district shot put champion... Played in the Bayou Bowl along with fellow Rice signees Julius White and Ross Winship... First-team Academic All-State selection... Finalist for the Houston Touchdown Club's Scholar-Athlete of the Year award... Earned the

Excellence in Spanish II Award, the Excellence in Human Geography Award and the Excellence in Health Science Technology Award... Member of the Superintendent's Student Advisory Board... President of the Fellowship of Christian Athletes at Terry... A member of the National Honor Society and was also involved in Health Occupations Students of America.

### Personal

Caleb Lynn Williams... Son of Patricia Newell... Born: February 24, 1993 in Houston... Kinesiology major... Duncan College.



# 99

## Ross WINSHIP

DT, 6-4, 285, Sophomore  
The Woodlands, Texas (Klein HS)

### Rice

Looks to build upon first playing experience on the defensive line in 2012.

### 2012

Saw time on the defensive line and on special teams before missing the last three games with an injury... Credited with his first career tackle vs. Louisiana Tech and forced his first career fumble vs. Southern Miss to stop a late USM scoring threat.

### Klein High School

Two-time All-District 13-5A selection for coach Shane Hallmark... Led team to the state semifinals as a junior... Honorable mention All-Greater Houston... Also competed in track, throwing the shot and discus... Member of the *Houston Chronicle's* Greater Houston 100... Member of the National Honor Society and the National Art Honor Society.

Personal

Ross Philip Winship ... Born: Aug. 8, 1992 in Houston ... has one sister ... grandfather (Bob Winship) lettered for Rice in 1949-50 and was a member of the 1950 Cotton Bowl champions, while his cousin (Jason Winship) earned four letters for Rice (1993-96) and was an Academic All-WAC selection as a senior ... Sport Management major... McMurtry College.

Ross Winship's Career Statistics										
Year	UT	AT	TOT	SK/Y	TFL/Y	FF	FR	PD	INT/Y	
2012	0	1	1	-	-	1	-	-	-	



65  
Matt WOFFORD  
OL, 6-7, 320, Sophomore  
Cedar Park, Texas (Cedar Park HS)

Rice

Talented tackle prospect who looks to build on first playing experience in 2012.

2012

Found his first playing time against UTSA and also saw action vs. UTEP in the season finale.

Cedar Park High School

All-District 25-4A and All-Centex selection as a senior for coach Chris Ross as the Timberwolves won the Region 4 title... Second-team All-State honoree... Credited with 174 knockdowns and allowed just one sack as a senior... In two years as a starter, only allowed two sacks... A member of *Dave Campbell's Texas Football* Top 300 and tabbed as one of the top 25 offensive linemen in the state prior to his senior year... Also competed in track and wrestling in high school... Member of the National Society of High School Scholars... Second-team Academic All-State.

Personal

William Matthew Wofford... Born: October 19, 1992 in Round Rock... Son of Larry and Cathy Wofford, Round Rock... Statistics major... Baker College.



**44****Brian WOMAC****DE, 6-3, 225, Freshman****Houston, Texas (Memorial HS)****Rice**

2013 signee who looks to make an impact at defensive end.

**Memorial High School**

Defensive Player of the Year in District 19-5A for coach Gary Koch at Memorial HS... All-district as a senior and a second team selection as a junior... Four-year letterman... Named to *Dave Campbell's Texas Football's* Top 300 linebackers heading into his senior year and as the eighth best LB in Texas in their postseason edition... Named to the Houston Chronicle's Top 100 Academic All-District selection.

**Personal**

Full name: Brian Douglas Womac II... Born: January 19, 1995 at Houston... Parents: Brian and Nanette Womac (three sisters)... Rice major: Undeclared major in the Natural Sciences division... Jones College.

**9****Zach WRIGHT****WR, 6-1, 200, Freshman****The Woodlands, Texas (College Park HS)****Rice**

Walk-on who redshirted in 2012 and will move to wide receiver this fall.

**College Park High School**

First team all-District 14-5A and all-county selection as a senior... Passed for 1,000 yards and five touchdowns while rushing for 1,000 yards and 20 touchdowns in 2011... Two-year starter finished his career with 1,647 passing yards and 11 scored along with 1,821 rushing yards and 29 touchdowns for coach Richard Carson... Also starred in basketball for three seasons, scoring 15 points per game en route to a district championship and first team all-district honors.

**Personal**

Full name: Zachary James Wright... Born: October 12, 1993 at Buenos Aires, Argentina... Parents: Christopher and Holly Wright (one sister)... Mother earned All-SWC honors in basketball at Rice in 1987 and ranks second on the Owls career scoring list with 1,791 points... Uncle, Jon Warren, coaches men's track and field at Rice... Rice major: Undeclared in the Engineering division... Jones College.



## David BAILIFF

Head Coach  
Seventh Season

In leading Rice to a second bowl victory in his six seasons as head coach, David Bailiff has joined Jess Neely as the only coach to lead the Owls to multiple bowl games and has continued build a program that makes its mark on the field, in the classroom and in the community.

Since taking over in 2007, Bailiff has led the Owls to a pair of bowl championships while also improving the teams cumulative GPA each year. The Owls have led Conference USA football teams in GPA in each of their seven seasons in the conference and in 2010 were honored by the American Football Coaches Association as the co-winners of the Academic Achievement Award. He is a member of the American Football Coaches Association Board of Trustees and has served as a member of the USA Today Coaches' Poll for the past three seasons.

Bailiff's staff has made the state of Texas a priority in recruiting, solidifying relationships with high school coaches throughout the state that has also seen the Owls increase their walk-on program. The Owls 2012 recruiting class featured 17 of 18 signees from Texas.

Those recruiting efforts have also paid off as pair of players from his first Rice recruiting class (Cheta Ozougwu and Scott Solomon) were drafted and made their debuts in the NFL in 2012. All told five players who played the majority of their careers under Bailiff have reached the NFL.

He has also made good on his promise to keep the Owls active in community work, as the Owls have been tireless in their efforts with local schools and hosting a series of free clinics as well as reaching out to Rice's diverse student population through an annual International Students' Clinic each August. In July of 2009, Bailiff accepted an invitation to join with four other college football coaches on a goodwill tour to visit military personnel stationed in Afghanistan and again honored our troops in 2011 by participating as a driver in the "Crossing of America" tour. The Owls also are regular participants in efforts to send care packages to members of the armed forces deployed overseas.

He was honored by the Conference USA Student-Athlete Advisory Committee (SAAC) with its 2012 Coaches Choice Award. The SAAC Coaches Choice Award recognizes a coach that is committed to fostering student-athlete development and welfare through a positive athletic and academic atmosphere. Each C-USA institution selects a nominee and then voting is done by the conference SAAC representatives during its annual in-person meeting. In 2008, the Owls endured a series of challenges as well as the aftermath of Hurricane Ike and produced the first 10-win season for Rice since 1949 and the Owls' first victory in a bowl game since their memorable win over Ala-

bama in the 1954 Cotton Bowl. For his efforts, Bailiff was honored by his conference peers as the 2008 Conference USA Coach of the Year.

Opening with a 56-point outburst against SMU on national TV in late August, Chase Clement and his band of receivers piled up points at a record pace. Clement and Jarett Dillard went on to become the most productive passing duo in NCAA history, while Dillard broke the NCAA career mark for touchdown receptions. James Casey, the multi-talented former pro baseball player, broke the C-USA record with 111 catches.

Bailiff came to Rice after three seasons as the head coach at Texas State University in San Marcos, TX where he posted a 21-15 record while leading the Bobcats to their first Southland Conference championship and the semifinals of the NCAA Division I-AA playoffs in 2005.

In his last two seasons at Texas State, Bailiff produced standouts both on the field and in the classroom. He produced both the Southland Offensive and Defensive Players of the Year in 2005 (Barrick Nealy and Fred Evans) and the league's Student Athlete of the Year for football in 2006 (Walter Musgrove). Overall, he produced a total of 14 All Southland Conference first team selections, and 13 players who were named to the academic all conference squad in his last two years.

The 2005 season was truly a magical one. The Bobcats went 9-2 during the regular season and earned the school's first berth in the Division I-AA playoffs.

In their first game, the Bobcats stormed back from a 35-16 deficit against Division I-AA national power Georgia Southern to score 34 unanswered points and beat the Eagles 50-35. The 'Cats then de-

feated Cal Poly 14-7 to move on to the national semifinals. Only a 40-37 overtime loss to Northern Iowa stood between Texas State and an appearance in the Division I-AA National Championship Game.

Bailiff was named the American Football Coaches Association's Region 5 Coach of the Year and finished third in the voting for the Ed-die Robinson Award presented annually to the top coach in Division I-AA.

Prior to being named Texas State head coach, Bailiff spent three seasons on the staff at TCU. He served as the Horned Frogs' defensive coordinator in both 2002 and 2003 while working with the team's defensive lineman.

The 2003 Horned Frogs posted an 11-2 record and were ranked 25th in the final Associated Press writers poll and 24th in the ESPN/USA Today Coaches Poll. Bailiff was part of a staff which built quite a tradition on defense at TCU. During his three seasons in Fort Worth, the Horned Frogs were ranked 24th, 1st and 38th in the country in total defense and 10th, first and ninth against the run.

In 2002, TCU allowed just 240.2 yards of total offense per game which led the country. The Horned Frogs surrendered an average 64.8 yards on the ground. During the year, the Frogs held Tulane to a school-record -53 yards rushing. TCU also ranked second in the country in pass efficiency defense, allowing opponents to complete less than 39 percent of their passes.

Six TCU defensive players earned all-conference accolades in 2002 including Conference USA Defensive Player of the year and Second-Team All-American LaMarcus MacDonald.

While at TCU, the Horned Frogs played in a bowl game every season - the galleryfurniture.com Bowl (2001), AXA Liberty Bowl (2002) and the Plains Capital Fort Worth Bowl (2003).

He began his coaching career as the defensive line coach at New Braunfels High School (1982-84). He went into private business from 1984-88 before returning to the coaching ranks as a defensive graduate assistant coach at Texas State in 1988. He was elevated to the Bobcats' defensive line coach in 1989.

Bailiff left Texas State in 1992 for an assistant coaching position at New Mexico. He returned to Texas State in 1997 as defensive coordinator and added assistant head coach responsibilities to his role in 1999.

It was in 1999 that Bailiff was selected the NCAA Division I-AA Assistant Coach of the Year by the American Football Coaches Association. While at TCU Bailiff was also honored as the Top Assistant Football Coach by the All-American Football Foundation following the Horned Frogs' 2002 season.

As a player, Bailiff was named All-Lone Star Conference as well as All-America honorable mention while playing at Texas State from 1977-80. He served as a team captain in 1980 and was named honorable mention to the Lone Star Team of the Decade.

Bailiff is married to the former Angie Daniels of Versailles, Mo. He has a daughter, Brooke (28), and the couple has twin 16-year-old sons, Grayson and Gregory.

## YEAR-BY-YEAR HEAD COACHING RECORD

### Texas State

Year	Overall		SLC		Post-Season
	W	L	W	L	
2004	5	6	3	2	Semifinalist, NCAA FCS Playoffs
2005	11	3	5	1	
2006	5	6	3	3	

### Rice

Year	Overall		C-USA		Post-Season
	W	L	W	L	
2007	3	9	3	5	Texas Bowl Champion
2008	10	3	7	1	
2009	2	10	2	6	
2010	4	8	3	5	
2011	4	8	3	5	
2012	7	6	4	4	

### Head Coaching Record

School	Years	Overall		Conference	
		W	L	W	L
Texas State	3	21	15	11	6
Rice	6	30	44	23	29
<b>Overall</b>	<b>9</b>	<b>51</b>	<b>59</b>	<b>34</b>	<b>35</b>



## **Darrell PATTERSON**

### **Assistant Head Coach/Linebackers Seventh Season**

Darrell Patterson is back for his seventh season at Rice and his second as Assistant Head Coach. He is in his fourth season of guiding the Owls' linebackers and his third as special teams coordinator.

He continues to spearhead Rice's recruiting efforts in Canada, where he made his name as a CFL standout for eight seasons. The Owls have signed a total of eight Canadians in the past seven years, including All C-USA OT Scott Mitchell and All C-USA Tight End Luke Willson, who was taken by Seattle in the fifth round of the 2013 NFL Draft.

Patterson joined the Rice coaching staff on February 20, 2007 after two seasons as the linebackers coach at Stanford.

Patterson was a standout linebacker at TCU from 1979-82 and is a member of the school's Hall of Fame. He remains the school's all-time leader in total tackles (544), unassisted tackles (286) and assisted tackles (258).

He was selected in the sixth round of the 1983 NFL Draft by the New York Giants, but found his way to the Canadian Football League for a seven-year career as a linebacker for the Winnipeg Blue Bombers (1984-88) and the Hamilton Tiger Cats (1988-90). Patterson won a Grey Cup championship with Winnipeg in 1984 and was on a runner-up in 1989 with Hamilton.

Following his playing days, Patterson began his coaching career as an intern for the British Columbia Lions in 1991. His collegiate coaching stops have included Akron (1992-94), Temple (1995-96), Kentucky (1997-2000), Arkansas State (2001), Baylor (2002), Southern Methodist (2003-04) and Stanford. He also had a coaching stint with Ottawa of the CFL in 1995.

Patterson coached linebackers during his stops at Southern Methodist, Baylor and Arkansas State. At Baylor, he coached linebacker John Garrett, who went on to sign an NFL free agent contract.

During his four seasons at Kentucky, Patterson was part of a staff that advanced to two bowl games: the Outback Bowl versus Penn State following the 1998 season and the 1999 Music City Bowl against Syracuse. While at Kentucky, Patterson coached safeties Willie Gary and Anthony Wajda to All-SEC honors, as well as Freshman All-American David Jackson.

Patterson coached defensive tackle Larry Chester during his two seasons at Temple. Chester went on to sign an NFL contract with the Indianapolis Colts. He returned to the Canadian Football League in 1995 as a defensive line and special teams coach for the Ottawa Rough Riders.

Patterson's first foray into the collegiate coaching ranks came in 1992 when he began a three-year stint at Akron (1992-94).

Patterson earned a bachelor's degree in Human Relations from TCU in 1984. He and his wife Julie, whom he met while playing professionally in Canada, have three children: a son, Michael, who was a three-year letterman and 2012 Rice graduate, and two daughters, Monika and Meghan.



## **John REAGAN**

### **Offensive Coordinator Running Backs Fourth Season**

John Reagan enters his fourth season at Rice and his third as the Offensive Coordinator and will coach the running backs for his second season.

In 2012, the Owls produced the second-most productive offensive season in school history, piling up 5,556 yards, 414 points and 306 first downs on their way to winning the last five games and capturing the Armed Forces Bowl Championship. The Owls also set a school record and led the nation by averaging 33:59 in time of possession.

Reagan joined the staff on February 2, 2010, serving as run game coordinator and coaching the tight ends and assisting with the O-Line. He was promoted to Offensive Coordinator in 2010.

Prior to joining the Owls, Reagan spent five seasons at Kansas as the offensive line coach and run game coordinator. Under his direction, KU posted a better rushing average in each of the first four seasons, including running for 188.8 yards per game in 2007.

In 2008 Reagan molded an offensive line which featured two redshirt freshmen starters at the tackle spots who went on to earn freshman All-America honors (Jeremiah Hatch and Jeff Spikes), while two interior linemen, center Ryan Cantrell and guard Adrian Mayes, were both named All-Big 12 Honor-

able Mention..

Under Reagan's direction, offensive tackle Anthony Collins developed into a 2007 All-America selection and was one of three finalists for the Outland Trophy, given annually to the best interior lineman in college football. Collins went on to be selected in the fourth round of the 2008 NFL Draft by the Cincinnati Bengals. That season, the Jayhawks were fifth in the Big 12 Conference in rushing offense and 31st in the nation with 188.8 yards per game, which included 4.8 yards per carry. KU scored 30 rushing touchdowns on the year.

The 2006 season saw the Jayhawks' rushing offense finish fourth in the Big 12 behind Jon Cornish, who set a new Kansas single-season rushing record with 1,427 yards following the KU line. Reagan saw center and senior captain David Ochoa earn All-Big 12 Second Team honors.

In 2005, KU's rushing offense ended the season averaging 134 yards per game and nearly four yards per carry. The year before his arrival, the Jayhawks averaged just 94.0 yards per game and less than three yards per carry. Two offensive linemen -- David Ochoa and Bob Whitaker -- earned All-Big 12 honors in Reagan's first year at KU.

Reagan, who spent the 2003-04 seasons as the offensive line coach at the U.S. Air Force Academy, also assisted with several special teams units at AFA, including the extra point and field goal teams. During Reagan's first year in Colorado Springs, the offensive line featured Falcon players Brett Huyser, Jesse Underbakke and Blane Neufeld, who each earned All-Mountain West Conference honors.

In 2004, Reagan took over a young, inexperienced group of linemen and molded them into one of the top offensive lines in the MWC -- two athletes, John Wilson and Ross Weaver, earned All-MWC honors.

Reagan was the offensive line coach for one season at Temple before

taking his position at Air Force. He directed the defensive line at Temple for two years before his switch to the opposite side of the ball. In 2001, Reagan directed Temple's defensive front four to a productive campaign that saw the school ranked 19th nationally in total defense. In addition, defensive tackle Dan Klecko became Temple's first unanimous All-Big East honoree, while defensive end Raheem Brock was taken in the seventh round of the NFL draft by the Philadelphia Eagles.

Reagan joined the Temple coaching staff in February 2000 after instructing the Akron defensive line in 1999. Before coaching at Akron, Reagan was the tight ends coach and offensive tackle coach at Army in 1998. In 1997, he held the same position as an assistant coach at the University of Pennsylvania. Reagan spent the 1996 season as an offensive graduate assistant at Oklahoma State. He began his coaching career in 1994 as the assistant offensive line and fullback coach at Albany, where he remained until joining the Cowboys in 1996.

Anative of Delmar, N.Y., Reagan was standout center at Bethlehem High School and was inducted into the Capital Region Football Hall of Fame in upstate New York in 2012.

He was a three-year starter at Syracuse, graduating in 1994 with a dual major in exercise science and sport psychology. As a senior captain in 1993, Reagan earned the Ben Schwartzwalder Most Exemplary Football Player Award after leading his team to a 26-22 victory over Colorado in the Fiesta Bowl. While with the Orangemen, he also competed in the 1992 Hall of Fame Bowl when Syracuse defeated Ohio State 24-17. Reagan was twice named to the GTE Academic All-America team (1992-93) and was presented with the Toyota Leadership Award following his senior season.

Reagan has a daughter, Kaitlyn and a son, Daniel.



## Chris THURMOND

Defensive Coordinator

Cornerbacks

Second Season

Chris Thurmond enters his second as Rice's Defensive Coordinator and his third year overall coaching the Owls' cornerbacks.

In his first two seasons, Thurmond has produced a Freshman All American (Bryce Callahan, 2011) and preseason C-USA Defensive Player of the Year (Phillip Gaines, 2013). In his first season in directing the Rice defensive scheme, the Owls allowed their few points overall since 2004 and their fewest for any 13 game schedule.

Rice held five of its last eight opponents to 17 points or less as Rice went 6-2 over that stretch, culminating with a 33-14 win over Air Force. Thurmond's defenders held the nation's second ranked rushing attack to only 25 yards in the second half and 166 in the game. The Owls held opponents to a third down conversion rate of 37%, the lowest by the Owls since 2001 and tied for fifth in the country with 16 fumble recoveries.

Thurmond originally joined the staff on Feb. 22, 2011, after spending the previous three seasons at Kentucky. In his first year with the Owls, Thurmond guided redshirt freshman Bryce Callahan to Freshman All America and Conference USA All Freshman honors after picking off

six passes to lead the nation and defending 15 passes.

In his three seasons at Kentucky, the Wildcats advanced to bowl games each season -Liberty Bowl (2008), Music City Bowl (2009) and the BBVA Compass Bowl (2010). Thurmond had student-athletes go on to sign National Football League contracts two straight seasons. Cornerback Trevard Lindley earned second-team All-America honors in 2008 and established a UK career record for pass breakups. Despite being sidelined for much of his senior season in 2009, Lindley repeated All-SEC honors in 2009 and was drafted by the Eagles.

Defensive backs coached or recruited by Thurmond have been apart of the three of the last five Super Bowl championship teams. Both Anthony Madison (Pittsburgh Steelers) and Roman Harper (New Orleans Saints), who Thurmond recruited to Alabama, were members of Super Bowl XLIII and XLIV championship teams in 2009 and 2010, respectively. Thurmond also coached Green Bay Packer Charlie Peprah, who was part of the Super Bowl XLV championship team in 2011.

Between stints at Alabama (2001-02) and Kentucky (2008-10), Thurmond coached five seasons in the state of Texas. Highlighted by a trip to the Cotton Bowl following the 2004 season, he was the cornerbacks coach at Texas A&M from 2003-05.

He coached cornerbacks and was the recruiting coordinator for two seasons across town at the University of Houston (2006-07). He helped the Cougars advance to the 2006 Liberty Bowl and in 2007 was the interim head coach for UH in the Texas Bowl after head coach Art Briles became the coach at Baylor.

While at Houston, he coached cornerback Willie Gaston who was a second-team All-Conference USA selection and went on to play for the

Baltimore Ravens.

During his two seasons at Alabama, the Crimson Tide won the 2001 Independence Bowl. The 2002 Alabama team led the SEC and ranked third nationally in total defense, posting the best record in the SEC Western Division. Eight Alabama players he either coached or recruited signed National Football League contracts.

Thurmond has also worked at Tulsa (1983-91, 1994), East Carolina (1992-93), Texas Christian (1995, 1998-2000) and Oklahoma (1996- 97), coaching the cornerbacks or entire secondary unit during each of the stints.

During his second term at TCU, Thurmond helped guide the Horned Frogs to the 2000 Western Athletic Conference co-championship. TCU led the nation in scoring defense and total defense while ranking third in pass efficiency defense.

While at Tulsa in 1991, the Golden Hurricane ranked among the nation's leaders in pass defense efficiency. Tulsa capped the season with a win in the Freedom Bowl.

Thurmond has coached in 13 bowl games during his career and has coached or recruited numerous athletes who have gone on to play in the NFL. In addition to Madison, Harper, Peprah and Lindley, the list of current NFL players who were coached or recruited by Thurmond includes Houston Texans defensive end Mark Anderson.

A native of San Springs, Okla., Thurmond graduated from the University of Tulsa in 1975. He spent seven years as a high school coach in Oklahoma including head coach at his alma mater, Charles Page High School, before entering the college ranks.

Thurmond's daughter Paige lives in Little Rock, Ark.



## Larry EDMONDSON

Passing Game Coordinator/Quarterbacks  
Fifth Season

Larry Edmondson enters his fifth year with the Owls and his third quarterback coach and passing game coordinator. Edmondson joined the Rice staff on January 30, 2009 as the Owls' wide receiver coach.

In 2012, Edmondson saw junior Taylor McHargue produce the fourth-best season in school history in both passing and total offense, while redshirt freshman Driphus Jackson was able to step in when McHargue was injured and lead the Owls to victory in the Armed Forces Bowl.

Edmondson is entering his 25th year of college coaching, including 14 years of coaching wide receivers. He was the wide receivers coach at SMU from 2004 to 2007, Auburn in 1997-98, Mississippi State in 1996, LSU from 1991-94 and at Southern Miss from 1988-90. He has also served as the offensive coordinator and quarterbacks coach at SMU (2002-03) and Louisiana-Lafayette (1999-2001).


While at SMU, Edmondson guided Bobby Chase to All-C-USA honors in 2005 and Emmanuel Sanders to All-Conference and freshman All-America honors in 2006. As the offensive coordinator at Louisiana-Lafayette, he constructed an offense that set six school records in 2001 and was credited with the development of sophomore quarterback Jon Van Cleave, who led the Sun Belt Conference in passing yards per game.

In addition to coaching wide receivers at Auburn, Edmondson also oversaw the Tigers recruiting efforts. Auburn won the 1997 SEC West Division championship and went on to defeat Clemson in the 1998 Peach Bowl.

A 1983 graduate of Texas A&M where he lettered as a tight end and was a teammate of Houston Texans head coach Gary Kubiak, (and now coaches Kubiak's son Klein, a freshman at Rice), Edmondson began his coaching career as a graduate assistant with the Aggies from 1984 to 1986. He served as a GA at Arizona in 1987 before joining curly Hallman's staff at Southern Miss as wide receivers coach in 1988.

In his first year at USM, the Golden Eagles went 10-2 including a 38-18 win over UTEP in the Independence Bowl. Southern Miss opened the 1990 season with a win over Florida State and played in the All-American Bowl that year, and also posted wins over both Alabama and Auburn during his time there.

Married (Cara) with two children, son Sean, who is a grad assistant coach with the Owls and daughter Taylor.



## Larry HOEFER

### Safeties Second Season

Texas native and longtime defensive coach Larry Hoefer is in his second year with the Owls, joining the Rice staff as safeties coach on February 6, 2012.

In Hoefer's first year on South Main, the Owls safety corps overcame the loss of two-year starter Corey Frazier at the start of the season as Paul Porras put together his best season and Julius White stepped into the void and finish third on the team in tackles. Porras led the Owls with 93 tackles while he and White shared the team lead with a pair of interceptions. The Owls safeties combined with the cornerbacks to hold opponents to only 21 touchdown passes, the fewest since 2005 as the Owls went on to capture the Armed Forces Bowl title with a 33-14 win over Air Force.

The bowl game marked Hoefer's seventh as a coach, in addition one at Baylor and UTEP and four at Texas Tech.

A veteran of 36 years of coaching, Hoefer came to Rice after seven seasons at Baylor where he coached both the safeties (2003-07) and linebackers (2008-09).

Hoefer, who came to Baylor in 2003 with Guy Morriss from Kentucky, served as Baylor's defensive coordinator and safeties coach in 2007. He coached

at least one All-Big 12 performer every year.

In his first year at Baylor, Hoefer coached the Bears' leading tackler in Maurice Lane, who had 129 stops at free safety en route to honorable mention All-Big 12 honors, and Derrick Cash, the team's fourth-leading tackler as an outside safety. Another pupil, outside safety Willie Andrews, led the team in interceptions and was third on the squad in tackles.

In 2004 Andrews earned first-team All-Big 12 honors as a safety from the Dallas Morning News and as a return specialist from the league's coaches, while Lane garnered first-team all-conference recognition from the San Antonio Express-News. Lane again paced the squad in tackles, while Andrews again ranked third in tackles and had a team-high three sacks.

Lane led the Bears in tackles for the third consecutive year in 2005 en route to first-team All-Big 12 honors from both The Associated Press and the Dallas Morning News. Andrews earned first-team All-Big 12 recognition from the league's coaches as a safety and was later selected in the seventh round of the 2006 NFL Draft.

In 2006, outside safety Maurice Linguist and free safety Dwain Crawford both earned honorable mention All-Big 12 honors from the league's coaches. Jordan Lake was a consensus second-team All-Big 12 selection as a free safety in 2007 after leading the Bears with 120 total tackles.

In 2008 Hoefer coached linebacker Joe Pawelek, who ranked seventh nationally in both tackles (10.7 per game) and interceptions (0.5 per game) - the only player nationally ranked in the top 10 of both categories. Pawelek was named an All-American and consensus All-Big 12 player.

Hoefer spent two seasons as safeties coach on Morriss' Kentucky staff before making the move to Waco. He went to UK from Texas-El Paso, where he was

defensive coordinator and linebackers coach for the 2000 season. The Miners posted an 8-3 regular season record, were WAC co-champions and played in the Humanitarian Bowl.

Using an eight-man front under Hoefer's guidance, UTEP reduced its rushing yards allowed from 208.2 yards per game in 1999 to 153.8 ypg in the 2000 season. UTEP held five of its league opponents under 100 yards rushing.

Hoefer worked for coach Spike Dykes at Texas Tech from 1994-99, where he coached the outside linebackers. Tech was bowl-eligible every season and played in the Cotton, Copper, Alamo and Independence bowls during Hoefer's tenure. Among his pupils were Marcus Coleman, a first-team All-American in 1995 and Ty Ardoin, each of whom played in the NFL. Hoefer also coached All-Big 12 picks Robert Johnson and Jody Brown. Tech ranked first in the nation for takeaways over a five-year period from 1993-97.

Hoefer had multiple responsibilities as an assistant at Missouri from 1989-93, working his way up from receivers coach to defensive coordinator and assistant head coach. His first term at UTEP, from 1982-88, was capped by a 10-win season and a berth in the 1988 Independence Bowl.

A native of Abilene, Texas, Hoefer stayed in his hometown and played defensive back at McMurry University, graduating in 1973. He was team captain and earned the squad's MVP honor.

Hoefer's first coaching stop was at Tarleton State from 1974-75 as a graduate assistant working with the defensive backs. He went on to coach at Big Spring (Texas) High School in 1976 and Abilene (Texas) High from 1977-80. Hoefer coached at West Texas State in 1981 before joining the UTEP staff for the first time.

Hoefer and his wife, Kathy, have three children and six grandchildren.





## Billy LYNCH

### Wide Receivers Third Season

Billy Lynch is entering his third season of coaching the Owls wide receivers and his second as the Recruiting Coordinator.

In 2012, Lynch saw sophomore Jordan Taylor emerge as a vital component of the Owls air attack which was punctuated with his record-setting effort in the Armed Forces Bowl. Taylor set a Rice bowl game record with 153 yards and three touchdowns on nine receptions to earn Rice MVP honors in the game. A former quarterback, Taylor led the team with 57 catches on the season. Lynch also guided the transition of Sam McGuffie from running back to receiver and the senior responded with 54 receptions and five touchdowns.

Lynch joined the Rice coaching staff on Feb. 22, 2011 after six seasons at Indiana where he developed some of the most productive receivers in Hoosiers' history.

In 2010 his top three receivers, Damarlo Belcher (78 catches, 832 yards, 4 touchdowns), Terrance Turner (67, 681, 3) and Doss (63 catches, 706 yards, 7 touchdowns) topped 60 catches and 700 yards receiving and the unit set a school record with 3,446 total yard.

In 2009, Tandon Doss became Lynch's second All-Big Ten receiv-

er (James Hardy), as he earned first team honors from the conference media and second team recognition from the league's coaches.

As sophomores in 2009, Doss and Belcher became the first duo in IU history to each collect 60-plus receptions and 700-plus yards in a season. Their 138 combined catches rank first in Hoosier lore (third in Big Ten in 2009) and 1,732 yards sit second (second in Big Ten).

Doss finished second in the Big Ten and 30th nationally in yards per game (80.2) and third in the league and tied for 22nd nationally in catches per game (6.64).

The 2008 corps, led by Ray Fisher and Andrew Means, saw four receivers reach 25 receptions and post over 275 yards. It also featured one of the top true freshman duos in IU history - Belcher and Doss.

Fisher and Means, who signed a professional baseball contract with the Cincinnati Reds in 2008, became the 13th and 14th Hoosiers, respectively, to go over 100 career receptions and 1,000 career yards in 2008, joining Hardy as the second and third wideouts under Lynch to enter the elite club. Means also earned a spot on the Biletnikoff Award Watch List, the third straight year a Hoosier appeared on the list (Hardy - 2006, 2007).

Belcher (25 catches, 337 yards and two touchdowns) and Doss (14, 186, one) combined for the second-highest receiving yardage total by a true freshman duo in school history.

The 2007 season saw Lynch's wide receivers re-write the IU record books, as they recorded a school-record 3,073 yards. Hardy, who was selected in the second round (41st pick) by the Buffalo Bills, set new school marks with 16 receiving TDs and 79 catches. He finished

his career as the school's all-time receiving yardage (2,740), receptions (191) and receiving touchdowns (36) leader. Hardy was a semi-finalist for the Biletnikoff Award, named All-America by five publications and selected first team All-Big Ten.

The 2006 Hoosiers finished third in the Big Ten in receiving yards per game. Hardy was a second team all-conference selection after leading the team with 51 catches, 722 yards and 10 touchdowns. Six different Hoosier wideouts caught 20 passes and went over 200 yards, with five of those six being underclassmen.

In 2005, Hardy finished with 61 receptions (fourth in school history), 10 touchdowns (tied for third all-time) and 893 yards (seventh all-time). In addition, his five 100-yard games were tied for the second most in a season in school history.

One of five assistant coaches that came from Miami (Ohio) University to Indiana, Lynch was the RedHawks' tight ends coach in 2004 and offensive graduate assistant in 2002-03. During his tenure in Oxford, Lynch assisted with a potent offense that led the nation at 43.0 points per game in 2003.

He spent his undergraduate years as a wide receiver and three-year letter winner at Ball State University, where he graduated with a bachelor's degree in education in 2002. He led the Cardinals with 40 receptions his senior year. He also lettered three years in basketball, including the 2000-01 and 2001-02 seasons for then-BSU head coach and current Indiana assistant basketball coach Tim Buckley.

Billy and his wife, Carla, have three children, Lindsey (7), and two sons, Max (5), and Ryan (4).



## Michael SLATER

Defensive Line  
Second Season

Michael Slater returns for his second season of coaching the Rice defensive line.

Slater's first season opened with only one returning starter and concluded with his squad producing one of the most productive seasons by a Rice defensive line in recent history.

Each of the four starters recorded at least five sacks and the Owls finished with 28, their highest total since 2006. Interior defenders Hosam Shahin and Christian Covington combined for 10 sacks, the most for any interior duo in school history. Junior defensive end Cody Bauer returned to the field after an injury redshirt and tied for the team lead with 5.5 sacks and earned second team postseason All Texas College honors from *Dave Campbell's Texas Football*.

No stranger to the Rice campus, Slater served for three seasons at Rice as a defensive graduate assistant, earning a Master's of Liberal Studies degree during his tenure while working with the defensive line. After

his graduation in the spring of 2011, Slater spent one season as the Defensive Line coach at Angelo State before returning to Rice.

Slater coached at the high school level in the Houston area for 12 years, first at Alief Hastings for five seasons and most recently at Alief Taylor for seven years. He coached the defensive line and also coordinated special teams.

As the defensive line coach at Taylor, he coached future Owl and current Chicago Bear Cheta Ozougwu.

He began his coaching career while attending Southwest Texas State (now Texas State), where he served as a student assistant coach in 1993 before graduating with a degree in Agriculture/Animal Science.

Slater has one son, Kyle.



## David SLOAN

### Tight Ends/Assistant Special Teams Fourth Season

2013 marks the second season that former NFL Tight End David Sloan will coach the Owl's Tight Ends and assist with Special Teams. Sloan is in his fourth season overall at Rice, having spent his first two as an Offensive Graduate Assistant and Special Teams Quality Control Coach.

In his first season, Sloan had arguably one of the top tight end units in the country in Vance McDonald, Luke Willson and Taylor Cook and his unit joined Stanford as the only to produce two tight ends drafted in the first five rounds of the NFL Draft.

McDonald was taken in the second round by the San Francisco 49ers after finishing his career ranked in the Owls top ten in receptions, receiving yards and receiving touchdowns. McDonald became the first Owl since ND Kalu in 1996 to be invited to play in the Senior Bowl. Willson, who was taken by Seattle in the fifth round, was a four-year starter who was drafted by the Toronto Argos of the CFL prior

to his senior year and was a standout in the NFLPA Collegiate Bowl in January. Cook's solid year ended with a tryout with the Cowboys, completing his successful transition from quarterback to tight end. Sloan's contributions in Special Teams were also noteworthy as his punt return unit became the first to score a touchdown since 1997 and his kickoff return unit also became the first to take one the distance since 1984.

When Sloan joined the Owls in 2010, he reunited with Rice head coach David Bailiff, who was on the staff at the University of New Mexico in 1993 when Sloan signed with the Lobos out of junior college.

A two-time Academic All-Conference selection while playing basketball at Fresno City College from 1990-91, Sloan made the jump to football in the fall of 1992.

He caught the eye of Bailiff after catching 13 passes for 254 yards and 4 touchdowns. He signed with New Mexico and earned All-WAC Honorable Mention as a junior in 1993. He improved on that effort as a senior, earning first-Team All-WAC honors and was named one of the Lobos' team co-captains after catching 24 receptions for 320 yards and 1 touchdown during his senior campaign. After his senior year, he played in the Blue Gray All-Star Game, Senior Bowl and participated in NFL Scouting combine in Indianapolis.

Sloan was selected as the sixth pick in the third round in 1995 by the Detroit Lions and became a starter midway through his rookie season and the Lions won seven straight to earn a playoff spot. He enjoyed his best season in 1999, when he earned All-Pro honors after catching 47 passes for 591 yards and four touchdowns as the Lions again reached the playoffs.

Sloan started for the NFC in the 2000 Pro Bowl and was named as an alternate in 2001. He led the Lions with seven touchdown passes in 2001. He was signed by New Orleans in 2002 and retired after the 2003 season. He finished his NFL career with 199 receptions, for 2251 yards and 17 touchdowns including seven catches for 100 yards and two touchdowns in three playoff games.

He has two daughters: Trinity (8) and Bentley (6).



## Ronnie VINKLAREK

Offensive Line  
Fifth Season

Ronnie Vinklarek enters his fifth season of coaching the Rice offensive line, having joined the Owls' football staff on February 28, 2009.

After losing four players who had started 166 games, Vinklarek oversaw a total overhaul of the Owls offensive line in 2012 and his new front line led the way for an offense that produced the second-best marks in total offense, scoring and first downs in addition leading the nation in time of possession. In 2013, Vinklarek welcomes veteran line that features two seniors, two juniors and a sophomore in addition to a number of redshirted freshmen who will battle for playing time.

Vinklarek is no stranger to the Houston area or Conference USA. He coached the linemen at the University of Houston from 1988-93 and at SMU from 2004-07. He also coached at the high school level in Houston, coaching the defensive line at Spring Branch High School in 1983-84.


While at Houston, he mentored the offensive line that protected Andre Ware during his Heisman Trophy winning season (1989) and was selected to coach in the 1990 Blue-Gray Game after helping UH to a 10-1 season. He originally came to Houston as a graduate assistant under former Houston Oilers and Washington Redskins head coach Jack Pardee and was promoted to full-time assistant in 1990.

Vinklarek coached in the NFL for three seasons. He broke into the league in 2000 with the Tennessee Titans as their defensive quality control, linebackers and special teams coach. He moved on to the Buffalo Bills in 2001 and coached their offensive line for two seasons. In 2002 the Bills offensive line paved the way for a 4,359-yard passer in Drew Bledsoe, a 1,439-yard rusher in Travis Henry and two 1,200-yard-plus receivers in Eric Moulds and Peerless Price.

Prior to joining the Owls, he coached the offensive line for the Edmonton Eskimos of the CFL. He broke into the coaching ranks as the seventh and eighth grade coach at Hill Country Middle School after graduating from Southwest Texas in 1981. From 1983 to 1984, was the defensive line coach for Spring Branch High School in Houston before becoming the defensive coordinator at Marble Falls (Texas) High School from 1984-86.

He also served as offensive line coach at Oklahoma State (1998 & 1999), Valdosta State (1997) as well as with the CFL's Birmingham Barracudas (1995).

A Flatonia, Texas, native, Vinklarek is married to the former Marianne Britz. The couple has two sons, Trevor and Trent.



## **Ryan CANTRELL**

**Offensive Graduate Assistant**  
**Fourth Season**

Ryan Cantrell joined the Rice football staff prior to the start of the 2010 season.

A Houston native, Cantrell was a standout center at Kansas while playing for current Owls' Offensive Coordinator John Reagan. He started 33 games at KU, including his final 25 consecutive, and was elected as a captain of the Jayhawks' 2008 team.

As a junior, he anchored an offensive line (which included current Rice offensive grad assistant Adrian Mayes) that led KU to an Orange Bowl title. He was a member of three bowl championship teams (2005 Fort Worth Bowl, 2008 Orange Bowl, 2008 Insight Bowl) and was named honorable mention All Big XII in his last two seasons as well as to the Rimington Award Watch List prior to his senior year. He was presented the Gale Sayers Award for Courage as

a senior.

He was a two-time member of the KU Athletic Director's Honor Roll and graduated with a degree in Economics (with a Business minor) in 2009.

A 2004 graduate of Clements High School where he was a member of *Dave Campbell's Texas Football SuperTeam*, Cantrell returned to the school after his graduation from Kansas and was an assistant offensive line coach from 2009-10.



## **Adrian MAYES**

**Defensive Graduate Assistant**  
**Third Season**

Adrian Mayes joined the Rice football staff as a Graduate Assistant in 2011.

Mayes walked on at Kansas and developed into a standout offensive guard, being named the Jayhawks Offensive Lineman of the Year as a senior. He was a two-time honorable mention All Big XII selection while playing for current Owls' Offensive Coordinator John Reagan alongside current Owls Offensive Quality Control assistant Ryan Cantrell.

Mayes was a two-year starter and a member of three bowl championship squads (2005 Fort Worth Bowl, 2008 Orange Bowl, 2008 Insight Bowl). He also excelled in the classroom, earning back-to-back spots on the Big XII All Academic second team.

He earned both his bachelor's (Business Management Leadership 2009) and master's degree (Sport Management 2011) from Kansas. He served as a Graduate Assistant on KU's Strength and Conditioning staff while earning his masters.

Mayes and wife Amy make their home in Houston along with their two dogs, Marley and Minnie.



## **Anthony STEWARD**

**Offensive Graduate Assistant  
Second Season**

A.J. Steward joined the Rice staff as an offensive graduate assistant in 2012.

Steward was a four-year letterman at Kansas, capping his career with by playing in all 12 games (five starts) as a senior tight end in 2011. Originally recruited as a quarterback, Steward found his first playing time as a wide receiver before switching to tight end. He was a member of the 2008 Orange Bowl Championship team, earning the Otto Schnellbacher Scout Team Player of the Year as a quarterback, as well as the 2008 Insight Bowl champions.

He was a four-time member of the Athletic Director's Honor Roll and graduated in 2012 from University of Kansas with a BSE in Health and Physical Education.




## **Sean EDMONDSON**

**Defensive Graduate Assistant  
First Season**



## **Joe JOHNSON**

**Quality Control  
First Season**



**Tip GRAHAM** MS, SCCC

Interim Strength & Conditioning Coach  
Second Season

Tip Graham is in his second season with the Owls and assumed the title of interim Head Strength and Conditioning Coach in June of 2013.

He came to Rice in 2012 after serving one year as a strength and conditioning assistant with the Houston Texans. He earned a Master's Degree in Education from Auburn University while working as a grad assistant working mainly with the 2010 BCS champion football team. He came to Auburn after serving as an intern for two years at LSU, working mainly with football and assisting with baseball and swimming and diving. He began his coaching career in 2008 as the Head Strength and Conditioning Coach for the Asheville Tourists, an affiliate of the Colorado Rockies.

A native of Marlow, Oklahoma, Graham earned a Bachelor of Science in Kinesiology-Ex/Fitness Management from the University of Central Oklahoma in 2008 and was a four-year letterman in football for Central Oklahoma.



**Jacob MILLER** MS, SCCC

Interim Strength & Conditioning Coach  
Second Season



**Matt HANDY** MS, SCCC

Interim Strength & Conditioning Coach  
Second Season



**Jerry PICKLE**

Assistant Athletic Director/Football Operations  
Sixth Season

Jerry Pickle joined the Rice staff in June of 2008 as the Assistant AD for Football Operations.

He came to Rice after 24 years at Baylor, including the last 13 as the director of football operations. He joined the Baylor program full-time in 1986 as recruiting coordinator and administrative assistant to Hall of Fame coach Grant Teaff.

In his current role, Pickle handles administrative responsibilities for the Rice football program.

His broad range of responsibilities include team travel, on-campus recruiting, roster upkeep, compliance, camps/clinics, golf tournaments, coaches/players tickets, academics, banquets, walk-on programs and game-day duties. Pickle also serves as the NFL liaison and is a liaison for the program with various athletic and university departments.

Pickle began his coaching career at the high school level and then coached five years in the college ranks in Mississippi and Missouri before going to Baylor.

He has both bachelor's (1976) and master's (1980) degrees in health, physical education and recreation from Delta State in Cleveland, Miss., where he lettered in football and track.

Pickle is married to the former Julie Turner and they have two sons, Matthew and Jonathan.



## **Chuck POOL JR**

### **Assistant Athletic Director/Sports Information**

### **Eighth Season**

A veteran of over 25 years on the Houston sports scene, Chuck Pool is beginning his eighth year at the head of the Owls' publicity efforts.

He assumed his duties on August 23, 2006. He is the third SID in the school's history, following Bill Whitmore and Bill Cousins, and oversees all Owls athletic communications and publicity efforts while serving as the primary contact for football as well as men's and women's tennis.

In his time at Rice, he has coordinated the Owls efforts to move their media information away from printed materials to interactive web initiatives as well as developing a broader overall reach through sport-specific Facebook and Twitter initiatives with a heavy emphasis on video.

In 2011, he oversaw the redesign and relaunch of Riceowls.com while also writing and co-producing a five-part documentary on the 100th season of Rice Football.

In 2006, his publicity efforts enabled a previously unknown

sophomore wide receiver, Jarett Dillard, to become one of three finalists for the Biletnikoff Award finalist. In 2008 Dillard became Rice's first Football Writers All American in 50 years.

He served as Media Coordinator for the 2010 NCAA Men's South Basketball Regional at Reliant Stadium and was Local Media Coordinator for the 2011 Men's Final Four.

Pool, 55, joined the Owls after spending the previous four years running his own PR company, Laysan Communications, which specialized in proactive sports-related public and media relations.

He first came to Houston in the fall of 1985 when he joined the Houston Astros as the assistant director of public relations. In the spring of 1992, he was selected to create the media relations department of the expansion Florida Marlins.

Pool is a 1980 graduate of the University of Nebraska where he played freshman football (1977). He joined the Huskers' SID department as a student assistant and joined the staff upon graduation.

During his time at Nebraska, he was part of publicity efforts that garnered a Heisman Trophy, three Outland, two Rotary Lombardi Award winners and 10 consensus All-America selections in football.

He is a member of the Football Writers' Association of America and the College Sports Information Directors of America (CoSIDA). He is a past president of Pearland Little League and has served on the Advisory Council of the Rotary Lombardi Award.

Pool and wife Laura reside in Pearland with their four children, Kevin (24, who received his degree from Rice in 2011), Cameron (20), Kelli (19) and Courtney (15).





## **Scott McGONAGLE**

**Associate Athletic Director for Sports  
Performance – Head Athletic Trainer  
Second Season**

Scott McGonagle was named the Associate Athletic Director for Sports Performance July 1, 2013.

Overseeing the strength and conditioning staff along with the athletic training staff. He is in his second season as the Rice head football athletic trainer. McGonagle and his staff are responsible for the year-round health care of all athletes along with his direct duties with the football student-athlete's. He is in his 33rd year as a certified athletic trainer.

A native of Scott City, Kan., McGonagle became a part of the Rice Sports Medicine staff as head football athletic trainer in August of 2012. He oversees a staff of twelve full-time athletic trainers, seven strength and conditioning coaches and a number of students. He works in conjunction with one of the nation's most respected staffs of physicians to assure the finest medical care for the Rice student-athlete.

McGonagle's extensive experience includes 17 seasons as the Head Athletic Trainer at the University of Miami (FL) (1995-2012) and 13 seasons as Head Athletic Trainer at the University of Tulsa (1982-1995), one year as the head athletic trainer at Crowley (Texas) High School (1981-82) and one year as head athletic trainer at Sahuarita High School (1980-81). While in Miami Scott participated in 12 bowl games, played for two National Championship games while winning the 2001 National Championship in the Rose Bowl with the football team.

McGonagle began his collegiate athletics career as a student trainer at the University of Kansas from 1977 to 1980. During that time, McGonagle worked as a student athletic trainer for the Kansas City Chiefs in the 1978, 1979 and 1981 seasons.

He received his bachelor of science from the University of Kansas in 1980. He later added a master's of science from the University of Arizona in 1981. Hobbies include Photography as he has his own website ([www.ibishawkimages.com](http://www.ibishawkimages.com)). McGonagle and his wife, Lynette, have a son, Matthew and a daughter, Megan who is married to Brandon. Matthew and his wife Kelli have four young daughters.



## **Shawn REEDY**

**Assistant Football Trainer  
First Season**

Shawn Reedy is entering his first year with the Rice football athletic training staff as an Associate Athletic Trainer. He joined the Owls from Coffeyville Community College in Coffeyville, Kansas where he was the Head Athletic Trainer covering all 17 NJCAA sports.

Reedy is a native of Mason, Illinois and has a Bachelors of Sciences in Kinesiology and Sports Studies with a concentration in Athletic Training from Eastern Illinois University. During his time at EIU he interned with the New England Patriots and Biomax Rehabilitation along with the sports medicine assignments given.

He moved on to Texas State University-San Marcos where he received his Masters of Sciences in Athletic Training working with baseball and assisting with cheer and dance. While in San Marcos he worked with the Justin sports Medicine Team at the San Antonio Rodeo and Stock Show as well as conducted his Graduate research on bull riders and center of gravity with JST.

Shawn is an avid outdoorsman enjoying hunting, fishing, rock climbing, kayaking and any other extreme sports.

# 2012 Rice Football Results

Date	Opponent	W/L	Score	Record	C-USA	Attend.
A 30	UCLA	L	49-24	0-1		23,105
S 8	at Kansas	W	25-24	1-1		44,683
S15	at Louisiana Tech	L	56-37	1-2		23,228
S 22	✈ MARSHALL	L2OT	54-51	1-3	0-1	14,204
S 29	✈ HOUSTON	L	35-21	1-4	0-2	32,718
O 6	✈ at Memphis	L	14-10	1-5	0-3	17,831
O 13	UTSA	W	34-14	2-5		28,677
O 20	✈ at Tulsa	L	28-24	2-6	0-4	22,567
O 27	✈ SOUTHERN MISS	W	44-17	3-6	1-4	14,927
N 3	✈ at Tulane	W	49-47	4-6	2-4	15,467
N 17	✈ SMU	W	36-14	5-6	3-4	20,710
N 24	✈ at UTEP	W	33-24	6-6	4-4	20,384
D 29	% vs. Air Force	W	33-14	7-6		40,754

✈ Denotes Conference USA Game  
 % Bell Helicopter Armed Forces Bowl  
*Ft. Worth, Texas*

Team STATISTICS	Rice	Opp
<b>SCORING</b>	<b>414</b>	<b>390</b>
Points Per Game	31.8	30.0
<b>FIRST DOWNS</b>	<b>306</b>	<b>266</b>
Rushing	147	124
Passing	140	124
Penalty	19	18
<b>RUSHING YARDAGE</b>	<b>2623</b>	<b>2479</b>
Yards gained rushing	3009	2807
Yards lost rushing	386	328
Rushing Attempts	625	506
Average Per Rush	4.2	4.9
Average Per Game	201.8	190.7
TDs Rushing	26	30
<b>PASSING YARDAGE</b>	<b>2933</b>	<b>3058</b>
Comp-Att-Int	236-401-5	213-378-11
Average Per Pass	7.3	8.1
Average Per Catch	12.4	14.4
Average Per Game	225.6	235.2
TDs Passing	19	21
<b>TOTAL OFFENSE</b>	<b>5556</b>	<b>5537</b>
Total Plays	1026	884
Average Per Play	5.4	6.3
Average Per Game	427.4	425.9
<b>KICK RETURNS-YARDS</b>	<b>38-876</b>	<b>27-561</b>
Average Return	23.1	20.1
<b>PUNT RETURNS-YARDS</b>	<b>19-82</b>	<b>14-48</b>
Average Return	4.3	3.4

<b>INT RETURNS-YARDS</b>	<b>11-159</b>	<b>5-76</b>
Average Return	14.5	15.2
<b>FUMBLES-LOST</b>	<b>24-17</b>	<b>28-16</b>
<b>PENALTIES-Yards</b>	<b>72-660</b>	<b>75-681</b>
Average Per Game	50.8	52.4
<b>PUNTS-Yards</b>	<b>65-2407</b>	<b>69-2862</b>
Average Per Punt	37.0	41.5
Net punt average	35.4	39.4
<b>KICKOFFS-YARDS</b>	<b>80-5102</b>	<b>68-4192</b>
Average Per Kick	63.8	61.6
Net kick average	47.9	38.1
<b>TIME OF POSSESSION/GAME</b>	<b>34:00</b>	<b>26:00</b>
<b>3rd DOWN CONVERSIONS</b>	<b>100/220</b>	<b>63/170</b>
3rd-Down Pct	.455	.371
<b>4th DOWN CONVERSIONS</b>	<b>12/17</b>	<b>12/16</b>
4th-Down Pct	.706	.750
<b>SACKS BY-YARDS</b>	<b>28-180</b>	<b>32-224</b>
<b>MISC YARDS</b>	<b>0</b>	<b>0</b>
<b>TOUCHDOWNS SCORED</b>	<b>50</b>	<b>53</b>
<b>FIELD GOALS-ATTEMPTS</b>	<b>23-29</b>	<b>8-16</b>
<b>ON-SIDE KICKS</b>	<b>0-2</b>	<b>0-3</b>
<b>RED-ZONE SCORES</b>	<b>45-54</b>	<b>39-47</b>
Red Zone Percentage	.833	.830
<b>RED-ZONE TOUCHDOWNS</b>	<b>31-54</b>	<b>34-47</b>
Red Zone TD Percentage	.574	.723
<b>PAT-ATTEMPTS</b>	<b>45-48</b>	<b>44-47</b>
PAT Percentage	93.8	93.6

RUSHING	GP	ATT	GAIN	LOSS	NET	AVG	TD	LONG	AVG/G
Charles Ross	13	147	829	29	800	5.4	5	64	61.5
Taylor McHargue	12	164	860	193	667	4.1	11	47	55.6
Turner Petersen	11	128	607	16	591	4.6	5	48	53.7
Jeremy Eddington	10	45	211	10	201	4.5	1	36	20.1
Luke Turner	12	35	159	13	146	4.2	2	40	12.2
Brandon Hamilton	13	34	115	9	106	3.1	0	13	8.2
Driphus Jackson	11	47	165	79	86	1.8	1	24	7.8
Jordan Taylor	13	3	23	0	23	7.7	0	12	1.8
Vance McDonald	10	3	20	0	20	6.7	0	11	2.0
Sam McGuffie	13	5	21	5	16	3.2	0	7	1.2
Donte Moore	13	1	9	0	9	9.0	1	9	0.7
Broderick Jackson	13	1	2	0	2	2.0	0	2	0.2
Dennis Parks	13	1	1	0	1	1.0	0	1	0.1
Team	11	11	-13	32	-45	-4.1	0	0	-4.1
Total	13	625	3009	386	2623	4.2	26	64	201.8
Opponents	13	506	2807	328	2479	4.9	30	78	190.7

PASSING	GP	EFFIC	COMP-ATT-INT	PCT	YDS	TD	LG	AVG/G
Taylor McHargue	12	125.89	194-325-5	59.7	2209	12	50	184.1
Driphus Jackson	11	167.03	39-69-0	56.5	672	6	88	61.1
Jordan Taylor	13	38.93	1-3-0	33.3	2	0	2	0.2
Team	11	0.00	0-1-0	0.0	0	0	0	0.0
Jeremy Eddington	10	0.00	0-1-0	0.0	0	0	0	0.0
Turner Petersen	11	200.80	1-1-0	100.0	12	0	12	1.1
Luke Turner	12	749.20	1-1-0	100.0	38	1	38	3.2
Total	13	133.43	236-401-5	58.9	2933	19	88	225.6
Opponents	13	136.82	213-378-11	56.3	3058	21	68	235.2

RECEIVING	GP	NO	YDS	AVG	TD	LG	AVG/G
Jordan Taylor	13	57	826	14.5	3	46	63.5
Sam McGuffie	13	54	603	11.2	5	88	46.4
Vance McDonald	10	36	458	12.7	2	38	45.8
Donte Moore	13	26	326	12.5	4	43	25.1
Turner Petersen	11	14	166	11.9	1	38	15.1
Taylor Cook	13	10	134	13.4	0	22	10.3
Charles Ross	13	10	98	9.8	1	24	7.5
Luke Willson	11	9	126	14.0	2	42	11.5
Dennis Parks	13	7	112	16.0	1	35	8.6
Andre Gautreaux	13	3	27	9.0	0	12	2.1
Brandon Hamilton	13	3	18	6.0	0	9	1.4
Jeremy Eddington	10	3	12	4.0	0	10	1.2
Klein Kubiak	12	2	22	11.0	0	12	1.8
Lovett Gibson	1	1	5	5.0	0	5	5.0
Taylor McHargue	12	1	0	0.0	0	0	0.0
<b>Total</b>	<b>13</b>	<b>236</b>	<b>2933</b>	<b>12.4</b>	<b>19</b>	<b>88</b>	<b>225.6</b>
<b>Opponents</b>	<b>13</b>	<b>213</b>	<b>3058</b>	<b>14.4</b>	<b>21</b>	<b>68</b>	<b>235.2</b>

PUNT RETURNS	NO	YDS	AVG	TD	LG
Dennis Parks	13	42	3.2	0	18
Sam McGuffie	5	31	6.2	1	12
Turner Petersen	1	9	9.0	0	9
<b>Total</b>	<b>19</b>	<b>82</b>	<b>4.3</b>	<b>1</b>	<b>18</b>
<b>Opponents</b>	<b>14</b>	<b>48</b>	<b>3.4</b>	<b>0</b>	<b>11</b>

KICK RETURNS	NO	YDS	AVG	TD	LG
Luke Turner	13	268	20.6	0	40
Jeremy Eddington	9	306	34.0	1	97
JT Blasingame	4	99	24.8	0	46
Sam McGuffie	4	74	18.5	0	34
Donte Moore	4	73	18.2	0	21
Dennis Parks	3	45	15.0	0	19
Nick Elder	1	11	11.0	0	11
<b>Total</b>	<b>38</b>	<b>876</b>	<b>23.1</b>	<b>1</b>	<b>97</b>
<b>Opponents</b>	<b>27</b>	<b>561</b>	<b>20.8</b>	<b>0</b>	<b>34</b>

INTERCEPTION RETURNS	NO	YDS	AVG	TD	LG
Paul Porras	2	75	37.5	1	75
Julius White	2	0	0.0	0	0
Cameron Nwosu	2	27	13.5	0	19
Bryce Callahan	2	0	0.0	0	0
Malcolm Hill	1	0	0.0	0	0
Cody Bauer	1	2	2.0	0	2
Gabe Baker	1	55	55.0	1	55
<b>Total</b>	<b>11</b>	<b>159</b>	<b>14.5</b>	<b>2</b>	<b>75</b>
<b>Opponents</b>	<b>5</b>	<b>76</b>	<b>15.2</b>	<b>1</b>	<b>73</b>

FUMBLE RETURNS	NO	YDS	AVG	TD	LG
Phillip Gaines	1	12	12.0	1	12
<b>Total</b>	<b>1</b>	<b>12</b>	<b>12.0</b>	<b>1</b>	<b>12</b>
<b>Opponents</b>	<b>1</b>	<b>44</b>	<b>44.0</b>	<b>1</b>	<b>44</b>

PUNTING	NO	YDS	AVG	LG	TB	I20	50+	BL
Taylor Cook	39	1419	36.4	65	1	23	9	0
Chris Boswell	14	567	40.5	53	2	5	5	0
Andre Gautreaux	11	408	37.1	55	0	0	2	0
Turner Petersen	1	13	13.0	13	0	0	0	0
<b>Total</b>	<b>65</b>	<b>2407</b>	<b>37.0</b>	<b>65</b>	<b>3</b>	<b>28</b>	<b>16</b>	<b>0</b>
<b>Opponents</b>	<b>69</b>	<b>2862</b>	<b>41.5</b>	<b>72</b>	<b>3</b>	<b>23</b>	<b>27</b>	<b>1</b>

KICKOFFS	NO	YDS	AVG	TB	OB	RET	NET	YDLN
Chris Boswell	80	5102	63.8	49	1			
<b>Total</b>	<b>80</b>	<b>5102</b>	<b>63.8</b>	<b>49</b>	<b>1</b>	<b>561</b>	<b>41.5</b>	<b>23</b>
<b>Opponents</b>	<b>68</b>	<b>4192</b>	<b>61.6</b>	<b>29</b>	<b>1</b>	<b>876</b>	<b>38.1</b>	<b>26</b>

SCORING	TD	FG	POINT AFTER TRIES			PASS	DXP	SAF	PTS
			KICK	RUSH	RCV				
Chris Boswell	0	23-29	45-47	0-0	0	0-0	0	0	114
Taylor McHargue	11	0-0	0-0	0-0	0	0-1	0	0	66
Charles Ross	6	0-0	0-0	0-0	0	0-0	0	0	36
Sam McGuffie	6	0-0	0-0	0-0	0	0-0	0	0	36
Turner Petersen	6	0-0	0-0	0-0	0	0-0	0	0	36
Donte Moore	5	0-0	0-0	0-0	0	0-0	0	0	30
Jordan Taylor	3	0-0	0-0	0-0	0	0-0	0	0	18
Jeremy Eddington	2	0-0	0-0	0-1	0	0-0	0	0	12
Luke Willson	2	0-0	0-0	0-0	0	0-0	0	0	12
Vance McDonald	2	0-0	0-0	0-0	0	0-0	0	0	12
Luke Turner	2	0-0	0-0	0-0	0	0-0	0	0	12
Driphus Jackson	1	0-0	0-0	0-0	0	0-0	0	0	6
Gabe Baker	1	0-0	0-0	0-0	0	0-0	0	0	6
Dennis Parks	1	0-0	0-0	0-0	0	0-0	0	0	6
Paul Porras	1	0-0	0-0	0-0	0	0-0	0	0	6
Phillip Gaines	1	0-0	0-0	0-0	0	0-0	0	0	6
James Farrimond	0	0-0	0-1	0-0	0	0-0	0	0	0
<b>Total</b>	<b>50</b>	<b>23-29</b>	<b>45-48</b>	<b>0-1</b>	<b>0</b>	<b>0-1</b>	<b>0</b>	<b>0</b>	<b>414</b>
<b>Opponents</b>	<b>53</b>	<b>8-16</b>	<b>44-47</b>	<b>1-1</b>	<b>1</b>	<b>1-4</b>	<b>0</b>	<b>0</b>	<b>390</b>
FIELD GOALS	FG	PCT	1-19	20-29	30-39	40-49	50+	LG	BL
Chris Boswell	23-29	79.3	0-0	8-84-5	5-8	6-8	57	0	0

ALL-PURPOSE LEADERS	G	RUSH	RCV	PR	KR	LR	TOT	AVG/G
Charles Ross	13	800	98	0	0	0	898	69.1
Jordan Taylor	13	23	826	0	0	0	849	65.3
Turner Petersen	11	591	166	9	0	0	766	69.6
Sam McGuffie	13	16	603	31	74	0	724	55.7
Taylor McHargue	12	667	0	0	0	0	667	55.6
Jeremy Eddington	10	201	12	0	306	0	519	51.9
Vance McDonald	10	20	458	0	0	0	478	47.8
Luke Turner	12	146	0	0	268	0	414	34.5
Donte Moore	13	9	326	0	73	0	408	31.4
Dennis Parks	13	1	112	42	45	0	200	15.4
Taylor Cook	13	0	134	0	0	0	134	10.3
Luke Willson	11	0	126	0	0	0	126	11.5
<b>Total</b>	<b>13</b>	<b>2623</b>	<b>2933</b>	<b>82</b>	<b>876</b>	<b>159</b>	<b>6673</b>	<b>513.3</b>
<b>Opponents</b>	<b>13</b>	<b>2479</b>	<b>3058</b>	<b>48</b>	<b>561</b>	<b>76</b>	<b>6222</b>	<b>478.6</b>

TOTAL OFFENSE LEADERS	G	PLAYS	RUSH	PASS	TOT	AVG/G
Taylor McHargue	12	489	667	2209	2876	239.7
Charles Ross	13	147	800	0	800	61.5
Driphus Jackson	11	116	86	672	758	68.9
Turner Petersen	11	129	591	12	603	54.8
Jeremy Eddington	10	46	201	0	201	20.1
Luke Turner	12	36	146	38	184	15.3
Brandon Hamilton	13	34	106	0	106	8.2
<b>Total</b>	<b>13</b>	<b>1026</b>	<b>2623</b>	<b>2933</b>	<b>5556</b>	<b>427.4</b>
<b>Opponents</b>	<b>13</b>	<b>884</b>	<b>2479</b>	<b>3058</b>	<b>5537</b>	<b>425.9</b>

## Defense

NO	DEFENDER	GP	TACKLES			TFL/YDS	SACKS NO/YDS	PASS DEFENSE		FUMBLES	
			UA	A	TOT			INT/YDS	BrUP	RCV/YDS	FF
24	Paul Porras	13	64	29	93	2.5/8	-	2-75	4	1-0	-
57	Cameron Nwosu	13	55	37	92	7.0/27	2-5-14	2-27	2	-	-
7	Julius White	13	55	24	79	3.5/5	-	2-0	6	-	3
90	Cody Bauer	13	36	15	51	12.0/69	5-5-42	1-2	1	2-0	2
93	Hosam Shahin	13	27	18	45	9.5/39	5-0-29	-	-	-	1
56	Christian Covington	12	26	17	43	8.0/42	5-0-35	-	1	-	1
10	James Radcliffe	13	26	16	42	4.5/17	2-0-13	-	1	1-0	-
11	Malcolm Hill	13	33	9	42	-	-	1-0	3	1-0	1
97	Jared Williams	13	27	14	41	7.0/36	5-5-32	-	-	1-0	4
44	Kyle Prater	11	17	24	41	1.5/1	-	-	2	-	-
27	Gabe Baker	13	30	10	40	2.0/2	-	1-55	2	1-0	1
15	Phillip Gaines	13	23	10	33	2.0/6	-	-	18	1-12	-
29	Bryce Callahan	8	25	8	33	2.0/4	-	2-0	7	-	-
19	Alex Francis	13	15	5	20	2.5/6	0-5-4	-	1	-	-
42	Michael Kutzler	13	11	5	16	2.0/11	2-0-11	-	-	2-0	-
92	Stuart Mouchantaf	13	5	7	12	1.0/2	-	-	-	-	-
17	Trevor Gillette	12	3	7	10	0.5/0	-	-	-	-	-
98	Jamael Thomas	12	4	5	9	-	-	-	-	1-0	-
40	Zach Patt	12	6	2	8	-	-	-	-	1-0	1
8	Derek Brown	12	4	3	7	1.0/9	-	-	-	-	-
25	Jaylon Finner	5	3	4	7	-	-	-	-	-	1
22	Garrett Fuhrman	7	5	1	6	-	-	-	-	-	1
13	Tanner Leland	9	5	1	6	-	-	-	-	-	-

NO	DEFENDER	GP	TACKLES			TFL/YDS	SACKS NO/YDS	PASS DEFENSE		FUMBLES	
			UA	A	TOT			INT/YDS	BrUP	RCV/YDS	FF
45	Trevor Jones	11	3	1	4	-	-	-	-	-	-
20	Corey Frazier	1	3	-	3	-	-	-	-	-	-
21	Zach Espinosa	13	2	1	3	-	-	-	-	-	1
95	Michael Sam Jr.	2	1	2	3	0.5/2	-	-	-	-	-
14	JT Blasingame	12	3	-	3	-	-	-	-	1-0	-
35	Luke Turner	12	1	1	2	-	-	-	-	-	-
81	Donte Moore	13	2	-	2	-	-	-	-	-	1
46	Nick Elder	10	1	1	2	-	-	-	-	-	-
31	Broderick Jackson	13	1	-	1	-	-	-	-	-	-
12	Michael Warren	6	1	-	1	-	-	-	-	-	-
4	Dennis Parks	13	1	-	1	-	-	-	-	-	-
16	Taylor McHargue	12	-	1	1	-	-	-	-	-	-
99	Ross Winship	8	-	1	1	-	-	-	-	1-0	-
28	Charles Ross	13	-	1	1	-	-	-	-	-	-
	Team	11								2-0	
<b>Total</b>		<b>13</b>	<b>524</b>	<b>280</b>	<b>804</b>	<b>69/286</b>	<b>28-180</b>	<b>11-159</b>	<b>48</b>	<b>16-12</b>	<b>18</b>
<b>Opponents</b>		<b>13</b>	<b>639</b>	<b>368</b>	<b>1007</b>	<b>84/370</b>	<b>32-224</b>	<b>5-76</b>	<b>46</b>	<b>17-44</b>	<b>13</b>

## Game-by-Game Tackles

DEFENDER	UA-A	TOT	UCLA	KU	LT	MAR	HOU	MEM	UTSA	TLS	USM	TLN	SMU	UTEP	AF
P Porras	64-29	93	4-2	3-3	8-5	11-4	5-3	6-2	3-0	8-1	4-1	3-1	3-1	1-4	5-2
C Nwosu	55-37	92	3-6	4-3	4-1	4-7	3-3	1-1	5-3	5-1	4-3	6-1	6-1	4-3	6-4
J White	55-24	79	0-1	8-3	9-1	1-1	8-1	3-3	4-1	4-4	4-4	4-1	3-0	2-1	5-3
C Bauer	36-15	51	2-1	3-0	2-2	1-1	5-0	7-2	1-2	-	6-1	-	3-3	2-3	4-0
H Shahin	27-18	45	1-3	2-1	2-4	6-1	3-2	2-3	1-0	2-1	2-2	1-0	2-0	1-1	2-0
C Covington	26-17	43	1-1	1-2	DNP	5-2	0-5	2-0	2-1	0-1	3-3	2-0	2-0	3-1	5-1
J Radcliffe	26-16	42	1-2	1-0	1-0	0-1	3-3	8-4	2-0	2-0	2-2	3-0	0-1	2-2	1-1
M Hill	33-9	42	2-2	3-0	2-0	6-1	4-2	4-1	2-1	4-0	2-0	3-2	1-0	-	-
K Prater	17-24	41	4-5	3-1	3-2	1-5	0-1	DNP	DNP	0-2	3-0	2-1	0-1	0-5	1-1
J Williams	27-14	41	4-1	0-1	-	0-1	3-2	4-2	-	1-1	3-1	1-1	4-0	3-3	4-1
G Baker	30-10	40	2-1	3-0	2-1	2-0	1-1	-	3-0	5-2	8-1	0-2	3-0	1-2	-
B Callahan	25-8	33	3-0	4-2	2-1	5-3	5-0	1-1	1-0	DNP	DNP	DNP	DNP	DNP	4-1
P Gaines	23-10	33	-	5-2	2-2	5-0	3-1	2-0	2-0	1-0	0-1	0-2	1-0	1-2	1-0
A Francis	15-5	20	2-0	-	0-1	1-2	0-1	2-0	-	1-0	2-0	1-1	4-0	1-0	1-0
M Kutzler	11-5	16	1-0	-	1-3	-	3-1	1-0	1-0	1-1	1-0	-	1-0	-	1-0
S Mouchantaf	5-7	12	-	-	2-1	0-3	-	0-1	-	-	0-1	1-0	1-0	0-1	1-0
T Gillette	3-7	10	-	-	0-1	0-1	2-1	1-0	0-2	0-1	-	-	0-1	DNP	-
J Thomas	4-5	9	-	DNP	1-1	1-0	0-3	-	1-0	1-0	-	0-1	-	-	-
Z Patt	6-2	8	2-0	-	0-1	1-1	-	-	1-0	-	-	-	DNP	1-0	1-0
J Finner	3-4	7	1-0	DNP	2-0	-	0-4	DNP	-	DNP	DNP	DNP	DNP	DNP	DNP
D Brown	4-3	7	1-0	-	DNP	1-0	0-2	-	0-1	-	1-0	-	1-0	-	-
G Fuhrmann	5-1	6	DNP	DNP	DNP	DNP	-	DNP	DNP	-	1-0	1-1	2-0	-	1-0
T Leland	5-1	6	2-1	-	DNP	DNP	DNP	DNP	-	1-0	1-0	-	-	-	1-0

DEFENDER	UA-A	TOT	UCLA	KU	LT	MAR	HOU	MEM	UTSA	TLS	USM	TLN	SMU	UTEP	AF
T Jones	3-1	4	DNP	DNP	0-1	-	-	-	-	-	2-0	-	1-0	-	-
J Blasingame	3-0	3	-	DNP	-	-	-	1-0	-	-	-	-	2-0	-	-
Z Espinosa	2-1	3	-	-	-	1-0	-	-	-	0-1	1-0	-	-	-	-
C Frazier	3-0	3	3-0	DNP	DNP	DNP	DNP	DNP	DNP	DNP	DNP	DNP	DNP	DNP	DNP
M Sam	1-2	3	1-2	DNP	-	DNP	DNP	DNP	DNP	DNP	DNP	DNP	DNP	DNP	DNP
N Elder	1-1	2	-	-	-	-	DNP	DNP	DNP	-	-	1-0	-	0-1	-
L Turner	1-1	2	DNP	-	-	-	-	-	0-1	-	-	1-0	-	-	-
D Moore	2-0	2	-	-	-	-	2-0	-	-	-	-	-	-	-	-
C Ross	0-1	1	-	-	0-1	-	-	-	-	-	-	-	-	-	-
D Parks	1-0	1	-	-	-	-	-	-	1-0	-	-	-	-	-	-
R Winship	0-1	1	-	-	0-1	-	-	DNP	-	-	-	DNP	DNP	DNP	DNP
B Jackson	1-0	1	-	-	-	-	-	-	-	-	-	-	-	1-0	-
T McHargue	0-1	1	-	-	-	-	DNP	-	-	-	-	-	-	0-1	-
M Warren	1-0	1	DNP	DNP	DNP	-	DNP	DNP	DNP	-	1-0	DNP	-	-	-

## Passing

<b>Taylor McHargue</b>	<b>Comp</b>	<b>Att</b>	<b>Int</b>	<b>Pct</b>	<b>Yards</b>	<b>TD</b>	<b>LG</b>	<b>Sacked</b>	<b>Effic.</b>
UCLA	28	17	1	60.7	172	2	28	6-34	128.7
Kansas	35	23	1	65.7	236	0	38	2-13	116.6
Louisiana Tech	34	20	0	58.8	205	2	25	1-4	128.9
Marshall	36	21	0	58.3	314	3	50	1-5	159.1
Memphis	30	16	0	53.3	117	0	21	2-15	86.1
UTSA	21	12	1	57.1	144	0	38	0-0	105.2
Tulsa	35	15	1	42.9	147	1	31	2-14	81.9
Southern Miss	12	7	0	58.3	80	1	35	1-9	141.8
Tulane	20	12	1	60.0	259	0	46	3-20	158.8
SMU	36	24	0	66.7	297	2	38	1-6	154.3
UTEP	30	21	0	70.0	207	0	24	4-25	128.0
Air Force	8	6	0	75.0	31	1	16	2-12	148.8
<b>TOTALS</b>	<b>325</b>	<b>194</b>	<b>5</b>	<b>59.7</b>	<b>2209</b>	<b>12</b>	<b>50</b>	<b>25-157</b>	<b>125.9</b>

<b>Driphus Jackson</b>	<b>Comp</b>	<b>Att</b>	<b>Int</b>	<b>Pct</b>	<b>Yards</b>	<b>TD</b>	<b>LG</b>	<b>Sacked</b>	<b>Effic.</b>
Marshall	6	2	0	33.3	32	0	22	0-0	78.1
Houston	35	17	0	48.6	272	2	88	5-42	132.7
Southern Miss	6	4	0	66.7	92	2	38	1-13	305.5
Tulane	1	1	0	100.0	12	0	12	0-0	200.8
Air Force	21	15	0	71.4	264	2	35	0-0	208.5
<b>TOTALS</b>	<b>69</b>	<b>39</b>	<b>0</b>	<b>56.5</b>	<b>672</b>	<b>6</b>	<b>88</b>	<b>7-67</b>	<b>167.0</b>

<b>Turner Petersen</b>	<b>Comp</b>	<b>Att</b>	<b>Int</b>	<b>Pct</b>	<b>Yards</b>	<b>TD</b>	<b>LG</b>	<b>Sacked</b>	<b>Effic.</b>
UCLA	1	1	0	100.0	12	0	12	0-0	200.8
<b>TOTALS</b>	<b>1</b>	<b>1</b>	<b>0</b>	<b>100.0</b>	<b>12</b>	<b>0</b>	<b>12</b>	<b>0-0</b>	<b>200.8</b>

<b>Luke Turner</b>	<b>Comp</b>	<b>Att</b>	<b>Int</b>	<b>Pct</b>	<b>Yards</b>	<b>TD</b>	<b>LG</b>	<b>Sacked</b>	<b>Effic.</b>
UTSA	1	1	0	100.0	38	1	38	0-0	749.2
<b>TOTALS</b>	<b>1</b>	<b>1</b>	<b>0</b>	<b>100.0</b>	<b>38</b>	<b>1</b>	<b>38</b>	<b>0-0</b>	<b>749.2</b>

<b>Jordan Taylor</b>	<b>Comp</b>	<b>Att</b>	<b>Int</b>	<b>Pct</b>	<b>Yards</b>	<b>TD</b>	<b>LG</b>	<b>Sacked</b>	<b>Effic.</b>
Marshall	1	0	0	0.0	0	0	0	0-0	0.0
Houston	1	1	0	100.0	2	0	2	0-0	116.8
SMU	1	0	0	0.0	0	0	0	0-0	0.0
<b>TOTALS</b>	<b>3</b>	<b>1</b>	<b>0</b>	<b>33.3</b>	<b>2</b>	<b>0</b>	<b>2</b>	<b>0-0</b>	<b>38.9</b>

<b>Jeremy Eddington</b>	<b>Comp</b>	<b>Att</b>	<b>Int</b>	<b>Pct</b>	<b>Yards</b>	<b>TD</b>	<b>LG</b>	<b>Sacked</b>	<b>Effic.</b>
UCLA	1	0	0	0.0	0	0	0	0-0	0.0
<b>TOTALS</b>	<b>1</b>	<b>0</b>	<b>0</b>	<b>0.0</b>	<b>0</b>	<b>0</b>	<b>0</b>	<b>0-0</b>	<b>0.0</b>



## Receiving

RECEIVING	Taylor	McGuffie	McDonald	Moore	Petersen	Cook	Willson	Parks	Ross	Gautreaux	Kubiak	Hamilton	Eddington	Gibson	McHargue
UCLA	2-47/0	8-63/1	2-26/0	1-18/0	1-2/0	1-10/0	2-18/1	-	-	-	-	-	1-0/0	DNP	-
Kansas	9-101/0	3-15/0	4-72/0	1-12/0	1-14/0	1-15/0	-	-	2--1/0	1-3/0	-	-	DNP	1-5/0	-
La Tech	4-57/0	1--3/0	4-35/1	1-14/0	2-13/0	-	1-12/0	2-29/0	1-18/1	-	1-12/0	3-18/0	DNP	DNP	-
Marshall	7-79/0	4-109/2	4-54/0	4-64/1	2-20/0	-	-	-	1-8/0	1-12/0	DNP	-	-	DNP	-
Houston	-	6-119/2	2-41/0	3-44/0	DNP	2-21/0	DNP	1-18/0	2-19/0	-	1-10/0	-	1-2/0	DNP	DNP
Memphis	5-46/0	5-13/0	2-11/0	1-9/0	-	-	-	2-26/0	-	1-12/0	-	-	-	DNP	-
UTSA	5-81/0	3-21/0	1-10/0	2-49/1	-	1-7/0	1-14/0	-	-	-	-	-	-	DNP	-
Tulsa	3-43/0	8-62/0	DNP	-	2-33/0	-	2-9/1	-	-	-	-	-	-	DNP	-
Southern Miss	3-38/0	1-19/0	DNP	2-30/1	1-38/1	1-8/0	-	1-35/1	1-4/0	-	-	-	DNP	DNP	1-0/0
Tulane	2-58/0	2-45/0	DNP	1-10/0	1-0/0	3-53/0	2-59/0	-	2-46/0	-	-	-	-	DNP	-
SMU	4-66/0	6-53/0	7-85/1	4-24/1	1-35/0	1-20/0	1-14/0	-	-	-	-	-	-	DNP	-
UTEP	4-57/0	2-7/0	9-99/0	4-30/0	DNP	-	DNP	1-4/0	-	-	-	-	1-10/0	DNP	-
Air Force	9-153/3	5-80/0	1-25/0	2-22/0	3-11/0	-	-	-	1-4/0	-	-	-	-	DNP	-

## Rushing

RUSHING	Ross	McHargue	Petersen	Eddington	Turner	Hamilton	D Jackson	Taylor	McDonald	McGuffie	Moore	B Jackson	Parks
UCLA	2-2/0	22-95/1	10-29/0	9-38/0	DNP	3-11/0	-	-	-	-	-	1-2/0	-
Kansas	14-94/1	12-18/0	12-41/1	DNP	-	-	-	-	-	2-14/0	-	-	-
La Tech	14-116/0	16-93/3	14-47/0	DNP	-	4-12/0	2--7/0	-	3-20/0	1--5/0	-	-	-
Marshall	7-32/0	17-153/1	16-76/1	1--4/0	-	2-7/0	7-37/1	-	-	-	-	-	-
Houston	13-52/0	DNP	DNP	7-35/0	-	2-2/0	12--20/0	-	-	-	-	-	-
Memphis	7-39/0	9-6/0	9-56/0	3-3/0	-	-	DNP	-	-	-	-	-	-
UTSA	16-117/0	7-68/2	13-53/1	-	4-18/0	11-53/0	3-9/0	-	-	1-0/0	-	-	-
Tulsa	11-35/0	13-57/1	12-45/0	-	15-102/0	-	DNP	-	DNP	1-7/0	-	-	-
Southern Miss	2-5/0	8-23/0	19-136/1	DNP	5-6/0	3--1/0	6-27/0	1-6/0	DNP	-	1-9/1	-	-
Tulane	20-95/1	19-60/2	5-13/1	1-2/0	7-14/2	7-13/0	3-4/0	1-12/0	DNP	-	-	-	-
SMU	2-2/0	16-38/1	9-14/0	10-67/0	2-0/0	-	-	1-5/0	-	-	-	-	-
UTEP	23-154/2	15-17/0	DNP	13-59/1	1-3/0	2-9/0	1-4/0	-	-	-	-	-	-
Air Force	16-57/1	10-39/0	9-81/0	1-1/0	1-3/0	-	13-32/0	-	-	-	-	-	1-1/0

## Rice Game Summaries

	GAME	SCORE	FIRST DOWNS				RUSHING			PASSING			PLY-S-YDS	TURNOVERS	PENALTIES NO-YDS	POSS TIME
			RUSH	PASS	PEN	TOT	ATT	YDS	TD	C-A-I	YDS	TD				
A 30	UCLA	49	13	11	1	25	37	343	4	18-30-1	303	2	69-646	2	8-107	25:45
	at Rice	24	10	8	2	20	48	174	1	18-30-1	184	2	78-358	2	3-30	34:15
S 8	Rice	25	9	15	1	25	41	167	2	23-35-1	236	0	76-403	3	6-49	32:01
	at Kansas	24	11	8	3	22	36	195	2	16-28-2	144	1	64-339	3	5-28	27:59
S 15	Rice	37	15	14	4	33	55	272	3	20-34-0	205	2	89-477	2	8-89	34:57
	at Louisiana Tech	56	17	11	2	30	48	333	4	19-24-0	276	4	72-609	1	16-156	25:03
S 22	Marshall	54	18	13	0	31	50	334	6	28-39-0	259	2	89-593	0	8-68	26:15
	at Rice	51 OT	14	19	2	35	50	301	3	23-43-0	346	3	93-647	0	4-25	33:45
S 29	Houston	35	12	17	1	30	44	247	3	26-43-1	361	2	87-608	3	8-69	29:13
	vs. Rice	14	6	9	2	17	34	69	0	18-36-0	274	2	70-343	1	6-55	30:47
O 6	Rice	10	6	4	2	12	28	104	0	16-30-0	117	0	58-221	1	8-64	25:37
	at Memphis	14	10	4	1	15	51	164	0	9-14-0	81	2	65-245	2	5-35	34:23
O 13	UTSA	14	4	7	2	13	26	95	0	13-29-0	144	1	55-239	0	4-35	23:52
	at Rice	34	16	9	2	27	58	301	3	13-23-1	182	1	81-483	1	7-62	36:08
O 20	Rice	24	15	6	0	21	52	246	1	15-35-1	147	1	87-393	2	5-50	25:23
	at Tulsa	28	7	8	1	16	43	235	3	8-23-1	201	1	66-436	1	5-50	24:37
O 27	Southern Miss	17	7	10	2	19	49	116	2	14-31-3	256	3	80-372	5	1-5	31:47
	at Rice	44	12	7	0	19	45	198	2	11-18-0	172	0	63-370	3	6-50	28:13
N 3	Rice	49	14	10	1	25	65	211	6	13-21-1	271	0	86-482	2	9-100	40:01
	at Tulane	47	2	16	2	20	14	0	1	28-49-2	476	4	63-476	5	4-25	19:59
N 17	SMU	14	5	9	2	16	28	103	2	15-27-0	214	0	55-317	2	4-38	24:32
	at Rice	33	8	14	1	23	40	126	1	24-37-0	297	2	77-423	0	4-36	35:28
N 24	Rice	33	12	12	0	25	55	246	3	21-30-0	207	0	85-453	2	1-15	37:32
	at UTEP	24	8	8	1	17	32	148	1	10-27-0	295	1	59-443	0	2-20	22:28
D 29	Rice	33	9	13	2	24	54	208	1	21-29-0	295	3	83-503	3	5-35	37:52
	vs. Air Force	14	10	2	0	12	48	166	2	3-12-1	48	0	60-214	3	5-45	22:08

## Rice Inside Red-Zone

	GAME	SCORE	Times In RZ	Times Scored	TOT PTS	TDs	Rush TDs	Pass TDs	FGs MADE
A 30	UCLA	L 24-49	3	3	21	3	1	2	0
S 8	at Kansas	W 25-24	5	4	19	2	2	0	2
S 15	at Louisiana Tech	L 37-56	5	5	34	5	3	2	0
S 22	Marshall	L 51-54	4	4	16	1	1	0	3
S 29	Houston	L 14-35	0	0	0	0	0	0	0
O 6	at Memphis	L 10-14	1	1	3	0	0	0	1
O 13	UTSA	W 34-14	5	4	20	2	2	0	2
O 20	at Tulsa	L 24-28	5	3	17	2	1	1	1
O 27	Southern Miss	W 44-17	3	2	13	2	2	0	0
N 3	at Tulane	W 49-47	7	6	42	6	6	0	0
N 17	SMU	W 36-14	5	5	27	3	1	2	2
N 24	at UTEP	W 33-24	5	4	23	3	3	0	1
D 29	vs Air Force	W 33-14	6	4	20	2	1	1	2
<b>Totals</b>			<b>54</b>	<b>45</b>	<b>255</b>	<b>31</b>	<b>23</b>	<b>8</b>	<b>14</b>
<b>45 of 54 (.833)</b>									

### Failed to Score in the Red Zone:

**Field Goal Attempts:** 2 Tulsa (2)

**Downs:** 1 UTEP (1)

**Interceptions:** 1 Kansas (1)

**Fumbles:** 3 Southern Miss (1), Tulane (1), Air Force (1)

**Half:** 2 UTSA (1), Air Force (1)

**Game:** 0

## Opponents Inside Red-Zone

	GAME	SCORE	Times In RZ	Times Scored	TOT PTS	TDs	Rush TDs	Pass TDs	FGs MADE
A 30	UCLA	L 24-49	3	3	15	2	0	2	1
S 08	at Kansas	W 25-24	4	4	24	3	2	1	1
S 15	at Louisiana Tech	L 37-56	7	7	49	7	4	3	0
S 22	Marshall	L 51-54	6	6	40	6	4	2	0
S 29	Houston	L 14-35	4	2	14	2	2	0	0
O 06	at Memphis	L 10-14	2	2	14	2	0	2	0
O 13	UTSA	W 34-14	3	2	6	0	0	0	2
O 20	at Tulsa	L 24-28	4	2	14	2	2	0	0
O 27	Southern Miss	W 44-17	4	2	14	2	2	0	0
N 03	at Tulane	W 49-47	2	2	14	2	1	1	0
N 17	SMU	W 36-14	3	2	14	2	2	0	0
N 24	at UTEP	W 33-24	3	3	17	2	1	1	1
D 29	vs Air Force	W 33-14	2	2	14	2	2	0	0
<b>Totals</b>			<b>47</b>	<b>39</b>	<b>249</b>	<b>34</b>	<b>22</b>	<b>12</b>	<b>5</b>
<b>39 of 47 (.830)</b>									

### Failed to Score in the Red Zone:

**Field Goal Attempts:** 2 UTSA (1), Tulsa (1), Southern Miss (1)

**Downs:** 0

**Interceptions:** 0

**Fumbles:** 3 Houston (1), Southern Miss (1), SMU (1)

**Half:** 2 Houston (1), Tulsa (1)

**Game:** 0

# Rice Scoring Drives

## UCLA 49, Rice 24

Q	Time	Scoring Play	P	YDS	TOP	Score
1	6:08	Willson 8-yard reception	6	75	2:20	UCLA, 19-7
1	2:18	Boswell 53 FG	5	33	2:42	UCLA, 19-10
2	13:08	McHargue 1-yard run	6	47	1:52	UCLA, 19-17
2	1:20	McGuffie 2-yard reception	7	75	2:16	UCLA, 29-24

## Rice 25, Kansas 24

Q	Time	Scoring Play	P	YDS	TOP	Score
1	11:42	Boswell 47 FG	5	16	1:26	Rice, 3-0
2	8:01	Petersen 1-yard run	16	94	7:22	Tied 10-10
2	:21	Boswell 29 FG	10	61	3:05	KU 17-13
3	:44	Boswell 29 FG	11	53	4:42	KU 24-16
4	4:47	Ross 2-yd run	7	93	2:56	KU 24-22
4	:00	Boswell 45 FG	10	26	3:47	Rice 25-24

## Louisiana Tech 56, Rice 37

Q	Time	Scoring Play	P	YDS	TOP	Score
2	12:00	Ross 18-yd reception	11	80	4:24	LT 21-7
2	4:25	McHargue 3-yd run	5	94	2:14	LT 28-14
2	:12	Boswell 57 FG	6	40	2:43	LT 35-17
3	4:48	McHargue 13-yd run	18	82	6:58	LT 42-23
4	8:22	McHargue 4-yd run	15	75	5:23	LT 49-30
4	4:25	McDonald 14-yd reception	11	79	2:08	LT 56-37

## Marshall 54, Rice 51

Q	Time	Scoring Play	P	YDS	TOP	Score
1	3:44	Petersen 30-yd run	9	75	4:28	Tied 7-7
2	5:51	Moore 43-yd reception	5	75	2:11	MAR 21-14
3	11:08	McGuffie 31-yd reception	7	63	3:52	tied 21-21
3	7:42	McGuffie 50-yd reception	4	74	1:30	tied 28-28
4	13:49	Boswell 39 FG	13	55	5:28	MAR 35-31
4	3:17	McHargue 43-yd run	6	61	0:53	MAR 41-38
4	:00	Boswell 23 FG	9	74	2:29	Tied 41-41
OT		Jackson 3-yd run	3	25		Tied 48-48
OT		Boswell 28 FG	6	14		Rice 51-48

## Houston 35, Rice 14

Q	Time	Scoring Play	P	YDS	TOP	Score
3	4:30	McGuffie 24-yd reception	2	21	3:30	HOU 28-7
4	6:50	McGuffie 88-yd reception	1	98	0:19	HOU 35-14

## Memphis 14, Rice 10

Q	Time	Scoring Play	P	YDS	TOP	Score
1	12:59	Gaines 12-yd fumble rec.	0	0	0:00	Rice 7-0
2	10:34	Boswell 36 FG	8	44	2:43	Rice 10-0

## Rice 34, UTSA 14

Q	Time	Scoring Play	P	YDS	TOP	Score
1	9:42	Boswell 26 FG	8	64	3:15	Rice 3-0
	4:07	Boswell 37 FG	11	39	4:40	Rice 6-0
2	10:53	Moore 38-yd reception	8	80	3:22	Rice 13-0
3	10:04	Peterson 1-yd run	12	75	4:56	Rice 20-3
	8:19	McHargue 44-yd run	3	50	0:44	Rice 27-3
4	13:05	McHargue 3-yd run	11	72	5:04	Rice 34-14

**Tulsa 28, Rice 24**

Q	Time	Scoring Play	P	YDS	TOP	Score
1	10:13	McGuffie 12-yd blk punt ret.	0	12	0:00	Rice 7-0
2	14:18	McHargue 20-yd run	7	52	1:31	Rice 14-7
	10:39	Willson 8-yd reception	9	75	2:45	Rice 21-14
4	9:24	Boswell 35 FG	9	36	3:42	Rice 24-21

**Rice 44, Southern Miss 17**

Q	Time	Scoring Play	P	YDS	TOP	Score
1	7:22	Parks 35-yd reception	4	51	1:33	Rice 7-0
2	14:53	Petersen 38-yd reception	3	48	1:04	Rice 14-3
	1:36	Moore 9-yd run	10	75	1:44	Rice 21-10
3	10:30	Boswell 45 FG	7	19	2:38	Rice 24-10
	8:42	Porras 75-yd int return	0	0	0:00	Rice 31-10
	4:14	Moore 25-yd reception	3	40	1:10	Rice 38-10
4	3:37	Petersen 8-yd run	4	72	1:54	Rice 44-17

**Rice 49, Tulane 47**

Q	Time	Scoring Play	P	YDS	TOP	Score
1	12:01	McHargue 9-yd run	7	75	3:06	Rice 7-0
	10:12	McHargue 11-yd run	4	17	1:42	Rice 14-0
2	13:35	Petersen 6-yd run	7	33	2:15	Rice 21-7
	10:08	Baker 55-yd int return	0	0	0:00	Rice 28-7
3	11:35	Ross 11-yd run	5	75	1:55	Rice 35-17
4	14:23	Turner 3-yd run	8	75	3:32	Rice 42-38
	2:42	Turner 2-yd run	9	75	5:52	Rice 49-41

**Rice 36, SMU 14**

Q	Time	Scoring Play	P	YDS	TOP	Score
1	9:54	Boswell 56-yd field goal	8	33	3:28	Rice 3-0
	1:26	Boswell 51-yd field goal	9	68	4:28	Rice 7-6
2	2:35	McDonald 19-yd reception	2	19	0:10	Rice 13-7
	0:20	Moore 7-yd reception	6	82	1:41	Rice 20-7
3	6:45	Boswell 43-yd field goal	10	54	4:53	Rice 23-7
4	14:45	Boswell 53-yd field goal	9	29	3:47	Rice 26-14
	7:32	Boswell 28-yd field goal	11	54	5:59	Rice 29-14
	1:12	McHargue 13-yd run	8	57	4:00	Rice 36-14

**Rice 33, UTEP 24**

Q	Time	Scoring Play	P	YDS	TOP	Score
1	7:47	Boswell 43-yd field goal	11	32	4:19	UTEP 7-3
2	14:54	Ross 4-yd run	13	91	6:00	Rice 10-7
	2:47	Eddington 6-yd run	8	65	4:01	Rice 17-14
3	4:35	Boswell 51-yd field goal	4	5	1:28	UTEP 21-20
	9:32	Ross 9-yd run	20	95	8:00	Rice 26-21
4	6:32	Eddington 97-yd kickoff ret.	0	97	0:00	Rice 33-24

**Rice 33, Air Force 14**

Q	Time	Scoring Play	P	YDS	TOP	Score
1	4:05	Taylor 16-yd reception	5	57	2:32	Rice 7-0
3	9:30	Taylor 22-yd reception	8	87	3:31	Tied 14-14
4	14:25	Ross 2-yd run	9	74	3:56	Rice 21-14
	11:18	Boswell 24-yd field goal	5	49	1:39	Rice 24-14
	4:31	Boswell 25-yd field goal	12	63	4:56	Rice 27-14
	1:38	Taylor 34-yd reception	4	36	2:22	Rice 33-14

## 20-Yard Plus Plays

Yds	Type	Players	Opponent
* 97	KR	Jeremy Eddington	UTEP
* 88	Pass	Sam McGuffie from Driphus Jackson	Houston
* 75	INT	Paul Porras	Southern Miss
64	Rush	Charles Ross	Louisiana Tech
56	KR	Jeremy Eddington	UTEP
* 55	INT	Gabe Baker	Tulane
* 50	Pass	Sam McGuffie from Taylor McHargue	Marshall
48	Rush	Turner Petersen	Air Force
47	Rush	Taylor McHargue	Marshall
46	KR	JT Blasingame	Southern Miss
46	Pass	Jordan Taylor from Taylor McHargue	Tulane
* 44	Rush	Taylor McHargue	UTSA
* 43	Rush	Taylor McHargue	Marshall
* 43	Pass	Donte Moore from Taylor McHargue	Marshall
42	Pass	Luke Willson from Taylor McHargue	Tulane
42	KR	Jeremy Eddington	UTEP
40	KR	JT Blasingame	Southern Miss
40	KR	Luke Turner	Marshall
40	Rush	Taylor McHargue	UCLA
40	Rush	Luke Turner	Tulsa
* 38	Pass	T. Petersen from D. Jackson	Southern Miss
38	Pass	Jordan Taylor from Taylor McHargue	SMU
38	Pass	Jordan Taylor from Taylor McHargue	UTSA
* 38	Pass	Donte Moore from Luke Turner	UTSA
36	Pass	Sam McGuffie from Taylor McHargue	Tulane
36	Rush	Jeremy Eddington	SMU
35	Pass	Sam McGuffie from Driphus Jackson	Air Force
* 35	Pass	D. Parks from T. McHargue	Southern Miss
35	Pass	Turner Petersen from Taylor McHargue	SMU
35	KR	Jeremy Eddington	Tulsa
34	KR	Sam McGuffie	Kansas
34	Rush	Turner Petersen	Southern Miss
* 34	Pass	Jordan Taylor from Driphus Jackson	Air Force
34	Rush	Charles Ross	UTEP
33	Rush	Charles Ross	UTSA
32	Pass	Sam McGuffie from Taylor McHargue	SMU
31	KR	Luke Turner	Memphis
* 31	Pass	Sam McGuffie from Taylor McHargue	Marshall
31	Pass	Turner Petersen from Taylor McHargue	Tulsa
* 30	Rush	Turner Petersen	Marshall
30	KR	Luke Turner	Marshall
29	Pass	Jordan Taylor from Taylor McHargue	Kansas
28	Pass	Sam McGuffie from Driphus Jackson	Air Force
28	Pass	Jordan Taylor from Taylor McHargue	UCLA
25	KR	Jeremy Eddington	UTSA
25	Pass	Vance McDonald from Driphus Jackson	Air Force
25	KR	Luke Turner	Marshall
* 25	Pass	D. Moore from D. Jackson	Southern Miss
25	Pass	D. Parks from T. McHargue	Louisiana Tech
24	Pass	Jordan Taylor from Taylor McHargue	UTEP
24	Pass	J. Taylor from D. Jackson	Southern Miss
24	Pass	Donte Moore from Driphus Jackson	Houston
* 24	Pass	Sam McGuffie from Driphus Jackson	Houston
24	Pass	J. Taylor from T. McHargue	Louisiana Tech
24	Rush	Charles Ross	Memphis
24	Pass	Charles Ross from Taylor McHargue	Tulane
23	Pass	Jordan Taylor from Taylor McHargue	UTEP
23	Rush	Taylor McHargue	UCLA
23	Pass	Jordan Taylor from Driphus Jackson	Air Force
23	Pass	Jordan Taylor from Taylor McHargue	Tulsa
22	Pass	Charles Ross from Taylor McHargue	Tulane
22	Pass	Jordan Taylor from Driphus Jackson	Marshall
22	Rush	Luke Turner	Tulsa
* 22	Pass	Jordan Taylor from Driphus Jackson	Air Force
22	Pass	Vance McDonald from Driphus Jackson	Houston
22	Pass	Jordan Taylor from Driphus Jackson	Air Force
22	Pass	Taylor Cook from Taylor McHargue	Tulane
21	Pass	Dennis Parks from Taylor McHargue	Memphis
21	Pass	V. McDonald from T. McHargue	Marshall
21	KR	Donte Moore	Kansas
21	Rush	Charles Ross	Kansas
* 20	Rush	Taylor McHargue	Tulsa
20	Rush	Taylor McHargue	Air Force
* Denotes touchdown scored on play			

## Long Plays by the Numbers

Long Plays by Yards	No.	TD
100+	0	0
90-99	1	1
80-89	1	1
70-79	1	1
60-69	1	0
50-59	3	2
40-49	13	3
30-39	22	6
20-29	35	4

20+ Yard Plays by Type	No.	TD
Rushing	20	4
Passing	42	11
Punt returns	0	0
Kick returns	13	1
Interceptions	2	2
Fumble returns	0	0
Other	0	0
<b>TOTAL</b>	<b>77</b>	<b>18</b>

## 25+ YARD PLAYS BY PLAYER

Player	No.	TD	R	P	KR	PR	IR	FR
Jordan Taylor	15	2	0	15	0	0	0	0
Sam McGuffie	9	4	0	8	1	0	0	0
Taylor McHargue	8	3	8	0	0	0	0	0
Charles Ross	7	0	5	2	0	0	0	0
Turner Petersen	6	2	3	3	0	0	0	0
Jeremy Eddington	6	1	1	0	5	0	0	0
Luke Turner	6	0	2	0	4	0	0	0
Donte Moore	5	3	0	4	1	0	0	0
Vance McDonald	4	0	0	4	0	0	0	0
Dennis Parks	3	1	0	3	0	0	0	0
JT Blasingame	2	0	0	0	2	0	0	0
Taylor Cook	2	0	0	2	0	0	0	0
Paul Porras	1	1	0	0	0	0	1	0
Gabe Baker	1	1	0	0	0	0	1	0
Driphus Jackson	1	0	1	0	0	0	0	0
Luke Willson	1	0	0	1	0	0	0	0
<b>TOTAL</b>	<b>77</b>	<b>18</b>	<b>20</b>	<b>42</b>	<b>13</b>	<b>0</b>	<b>2</b>	<b>0</b>

## LONGEST PLAYS OF THE YEAR

### Rushing

64 Charles Ross vs Louisiana Tech (9/15/2012)

### Rushing Touchdown

44 Taylor McHargue vs UTSA (10/13/2012)

### Passing

88 Sam McGuffie from Driphus Jackson vs Houston (9/29/2012)

### Passing Touchdown

88 Sam McGuffie from Driphus Jackson vs Houston (9/29/2012)

### Punt Return

18 Dennis Parks vs Tulane (11/3/2012)

### Kick Return

97 Jeremy Eddington vs UTEP (11/24/2012)

### Interception Return

75 Paul Porras vs Southern Miss (10/27/2012)

### Fumble Return

12 Phillip Gaines vs Memphis (10/6/2012)

### Punt

65 Taylor Cook vs UCLA (8/30/2012)

### Field Goal

57 Chris Boswell vs Louisiana Tech (9/15/2012)

Rice Superlatives
Individual

Rushes	23	Charles Ross at UTEP (Nov. 24)
Yards Rushing	154	Charles Ross at UTEP (Nov. 24)
TD Rushes	3	Taylor McHargue at Louisiana Tech (Sept. 15)
Long Rush	64	Charles Ross at Louisiana Tech (Sept. 15)
Pass attempts	36	Taylor McHargue vs Marshall (Sept. 22) Taylor McHargue vs SMU (Nov. 17)
Pass completions	24	Taylor McHargue vs SMU (Nov. 17)
Yards Passing	314	Taylor McHargue vs Marshall (Sept. 22)
TD Passes	3	Taylor McHargue vs Marshall (Sept. 22)
Long Pass	88	Driphus Jackson vs Houston (Sept. 29)
Receptions	9	Three times Most Recent: Jordan Taylor vs Air Force (Dec. 29)
Yards Receiving	153	Jordan Taylor vs Air Force (Dec. 29)
TD Receptions	3	Jordan Taylor vs Air Force (Dec. 29)
Long Reception	88	Sam McGuffie vs Houston (Sept. 29)
Field Goals	5	Chris Boswell vs SMU (Nov. 17)
Long Field Goal	57	Chris Boswell at Louisiana Tech (Sept. 15)
Punts	7	Taylor Cook vs UCLA (Aug. 30) Taylor Cook at Tulane (Nov. 3)
Punting Avg	47.5	Andre Gautreaux vs SMU (Nov. 17)
Long Punt	65	Taylor Cook vs UCLA (Aug. 30)
Punts inside 20	4	Chris Boswell at Tulsa (Oct. 20)
Long Punt Return	18	Dennis Parks at Tulane (Nov. 3)
Long KO Return	97	Jeremy Eddington at UTEP (Nov. 24)

Tackles	15	Paul Porras vs Marshall (Sept. 22)
Sacks	2.0	Cody Bauer vs SMU (Nov. 17) Jared Williams vs SMU (Nov. 17)
Tackles For Loss	3.0	James Radcliffe at Memphis (Oct. 6) Cody Bauer at Memphis (Oct. 6) Cody Bauer vs SMU (Nov. 17)
Interceptions	2	Bryce Callahan at Kansas (Sept. 8)

Team

Rushes	65	at Tulane (Nov. 3)
Yards Rushing	301	vs Marshall (Sept. 22) vs UTSA (Oct. 13)
Yards Per Rush	6.0	vs Marshall (Sept. 22)
TD Rushes	6	at Tulane (Nov. 3)
Pass attempts	43	vs Marshall (Sept. 22)
Pass completions	24	vs SMU (Nov. 17)
Yards Passing	346	vs Marshall (Sept. 22)
Yards Per Pass	12.9	at Tulane (Nov. 3)
TD Passes	3	Three times Most Recent: vs Air Force (Dec. 29)
Total Plays	93	vs Marshall (Sept. 22)
Total Offense	647	vs Marshall (Sept. 22)
Yards Per Play	7.0	vs Marshall (Sept. 22)
Points	51	vs Marshall (Sept. 22)

Sacks By	4	Four Times Last: at UTEP (Nov. 24)
First Downs	35	vs Marshall (Sept. 22)
Penalties	9	at Tulane (Nov. 3)
Penalty Yards	100	at Tulane (Nov. 3)
Turnovers	3	Three times Most Recent: vs Air Force (Dec. 29)
Interceptions By	3	vs Southern Miss (Oct. 27)
Punts	10	vs Houston (Sept. 29)
Punting Avg	47.5	vs SMU (Nov. 17)
Long Punt	65	vs UCLA (Aug. 30)
Punts inside 20	4	at Tulsa (Oct. 20)
Long Punt Return	18	at Tulane (Nov. 3)



## Opponent Superlatives

### Individual

Rushes	24	Charles Sims, vs Houston (Sept. 29)
Yards Rushing	214	J. Franklin, vs UCLA (Aug. 30)
TD Rushes	3	Four times
		Most Recent: Charles Sims, vs Houston (Sept. 29)
Long Rush	78	J. Franklin, vs UCLA (Aug. 30)
Pass attempts	49	Ryan Griffin, at Tulane (Nov. 3)
Pass completions	28	Rakeem Cato, vs Marshall (Sept. 22)
		Ryan Griffin, at Tulane (Nov. 3)
Yards Passing	476	Ryan Griffin, at Tulane (Nov. 3)
TD Passes	4	Colby Cameron, at Louisiana Tech (Sept. 15)
		Ryan Griffin, at Tulane (Nov. 3)
Long Pass	68	Ryan Griffin, at Tulane (Nov. 3)
Receptions	8	Tommy Shuler, vs Marshall (Sept. 22)
		Larry McDuffey, vs Houston (Sept. 29)
		Rob Kelley, at Tulane (Nov. 3)
Yards Receiving	176	Ryan Grant, at Tulane (Nov. 3)
TD Receptions	2	Quinton Patton, at Louisiana Tech (Sept. 15)
		W. Van Hooser, at Tulane (Nov. 3)
Long Reception	68	Ryan Grant, at Tulane (Nov. 3)
Field Goals	2	Stern, vs UTSA (Oct. 13)
		Cairo Santos, at Tulane (Nov. 3)
Long Field Goal	57	Cairo Santos, at Tulane (Nov. 3)

Punts	8	Tom Hornsey, at Memphis (Oct. 6)
		Ian Campbell, at UTEP (Nov. 24)
Punting Avg	52.5	Ryan Allen, at Louisiana Tech (Sept. 15)
Long Punt	72	Ian Campbell, at UTEP (Nov. 24)
Punts inside 20	5	Tom Hornsey, at Memphis (Oct. 6)
Long Punt Return	11	C. Floyd, at Tulsa (Oct. 20)
Long Kickoff Return	34	Manfro, Steven, vs UCLA (Aug. 30)
Tackles	16	O. Okoroha, vs Marshall (Sept. 22)
		Josh Fely, at UTEP (Nov. 24)
Sacks	2.0	P. Steward, vs Houston (Sept. 29)
Tackles For Loss	3.0	J. Holmes, vs Marshall (Sept. 22)
		P. Steward, vs Houston (Sept. 29)
		B. Todd, at Tulsa (Oct. 20)
Interceptions	1	Five times
		Last: Ryan Travis, at Tulane (Nov. 3)

### Team

Rushes	51	at Memphis (Oct. 6)
Yards Rushing	343	vs UCLA (Aug. 30)
Yards Per Rush	9.3	vs UCLA (Aug. 30)
TD Rushes	6	vs Marshall (Sept. 22)
Pass attempts	49	at Tulane (Nov. 3)
Pass completions	28	vs Marshall (Sept. 22)
		at Tulane (Nov. 3)
Yards Passing	476	at Tulane (Nov. 3)
Yards Per Pass	11.5	at Louisiana Tech (Sept. 15)

TD Passes	4	at Louisiana Tech (Sept. 15)
		at Tulane (Nov. 3)
Total Plays	89	vs Marshall (Sept. 22)
Total Offense	646	vs UCLA (Aug. 30)
Yards Per Play	9.4	vs UCLA (Aug. 30)
Points	56	at Louisiana Tech (Sept. 15)
Sacks By	6	vs UCLA (Aug. 30)
First Downs	31	vs Marshall (Sept. 22)
Penalties	16	at Louisiana Tech (Sept. 15)
Penalty Yards	156	at Louisiana Tech (Sept. 15)
TurNov. ers	5	vs Southern Miss (Oct. 27)
		at Tulane (Nov. 3)
Interceptions By	1	Five times
		Most Recent: at Tulane (Nov. 3)
Punts	8	at Memphis (Oct. 6)
		at Tulsa (Oct. 20)
		at UTEP (Nov. 24)
Punting Avg	52.5	at Louisiana Tech (Sept. 15)
Long Punt	72	at UTEP (Nov. 24)
Punts inside 20	5	at Memphis (Oct. 6)
Long Punt Return	11	at Tulsa (Oct. 20)

## Rice Offensive Starters

	GAME	LT	LG	C	RG	RT	TE	WR	WR	WR	QB	RB
A 30	UCLA	Hodde	Gray	Richards	Carroll	CWilliams	Willson	McDonald	Moore	McGuffie	McHargue	Ross
S 8	at Kansas	Hodde	Carlson	Richards	Carroll	CWilliams	Willson	McDonald	Cook	Taylor	McHargue	Ross
S 15	at Louisiana Tech	Hodde	Carlson	Richards	Carroll	CWilliams	Willson	McDonald	Moore	Taylor	McHargue	Ross
S 22	MARSHALL	Hodde	Carlson	Richards	Carroll	CWilliams	Cook	McDonald	Moore	McGuffie	McHargue	Ross
S 29	HOUSTON	Hodde	Carlson	Richards	Carroll	CWilliams	McDonald	Taylor	Moore	McGuffie	D Jackson	Ross
O 6	at Memphis	Hodde	Carlson	Richards	Carroll	CWilliams	McDonald	Taylor	Moore	McGuffie	McHargue	Ross
O 13	UTSA	Hodde	Carlson	Richards	Carroll	Gray	McDonald	Taylor	Moore	McGuffie	McHargue	Ross
O 20	at Tulsa	Hodde	Carlson	Richards	Carroll	CWilliams	Willson	Taylor	Cook	McGuffie	McHargue	Ross
O 27	SOUTHERN MISS	Hodde	Carlson	Richards	Carroll	CWilliams	Willson	Taylor	Moore	McGuffie	McHargue	Ross
N 3	at Tulane	Hodde	Carlson	Richards	Carroll	CWilliams	Willson	Taylor	Moore	McGuffie	McHargue	Ross
N 17	SMU	Hodde	Carlson	Richards	Reue	CWilliams	Willson	McDonald	Moore	McGuffie	McHargue	Ross
N 24	at UTEP	Hodde	Carlson	Richards	Reue	CWilliams	McDonald	Parks	Moore	McGuffie	McHargue	Ross
D 29	Air Force	Hodde	Carlson	Richards	Reue	CWilliams	McDonald	Cook	Willson	McGuffie	McHargue	Ross

## Rice Defensive Starters

	GAME	DE	NT	NT	DE	LB	LB	LCB	FS	KAT	SS	RCB
A 30	UCLA	JWilliams	Thomas	Covington	Bauer	Nwosu	Prater	Callahan	Frazier	Porras	Hill	Gaines
S 8	at Kansas	JWilliams	Shahin	Covington	Bauer	Nwosu	Prater	Callahan	White	Porras	Hill	Gaines
S 15	at Louisiana Tech	JWilliams	Shahin	Moutanchaf	Bauer	Nwosu	Prater	Callahan	White	Porras	Hill	Gaines
S 22	MARSHALL	JWilliams	Shahin	Covington	Bauer	Nwosu	Prater	Callahan	White	Porras	Hill	Gaines
S 29	HOUSTON	JWilliams	Shahin	Covington	Bauer	Nwosu	Prater	Callahan	White	Porras	Hill	Gaines
O 6	at Memphis	JWilliams	Shahin	Covington	Bauer	Nwosu	Radcliffe	Callahan	White	Porras	Hill	Gaines
O 13	UTSA	JWilliams	Shahin	Covington	Bauer	Nwosu	Radcliffe	Callahan	White	Porras	Hill	Gaines
O 20	at Tulsa	JWilliams	Shahin	Covington	Bauer	Nwosu	Radcliffe	Hill	White	Porras	Baker	Gaines
O 27	SOUTHERN MISS	JWilliams	Shahin	Covington	Bauer	Nwosu	Radcliffe	Hill	White	Porras	Baker	Gaines
N 3	at Tulane	JWilliams	Shahin	Covington	Bauer	Nwosu	Radcliffe	Hill	White	Porras	Baker	Gaines
N 17	SMU	JWilliams	Shahin	Thomas	Bauer	Nwosu	Radcliffe	Hill	White	Porras	Baker	Gaines
N 24	at UTEP	JWilliams	Shahin	Covington	Bauer	Nwosu	Radcliffe	Francis	White	Porras	Baker	Gaines
D 29	Air Force	JWilliams	Shahin	Covington	Bauer	Nwosu	Raddcliff	Callahan	White	Porras	Hill	Gaines

## Starting with the Coin Toss

Opponent	Captain	Captain	Captain	Captain	Coin Toss	Kick/ Recieve	First Possession	First Defensive Possession	Jersey	Pants	Outcome
UCLA	McGuffie	Frazier	McDonald	J Williams	Lost	Receive	Punt	Touchdown	Blue	White	L, 49-24
at Kansas	Willson	Cook	Prater	J Thomas	Lost	Receive	Punt	INT	White	White	W, 25-24
at Louisiana Tech	Willson	Callahan	McDonald	J Williams	Won	Receive	Punt	Touchdown	White	White	L, 56-37
MARSHALL	McGuffie	Prater	McDonald	J Thomas	Lost	Kick	Downs	Punt	Blue	White	L, 54-51
HOUSTON	McGuffie	Cook	Prater	J Williams	Lost	Receive	Fumble	Miss FG	Blue	Blue	L, 35-14
at Memphis	McGuffie	McDonald	J Thomas	J Williams	Lost	Receive	Punt	Fumble	White	Blue	L, 14-10
UTSA	Bauer	Gaines	McDonald	Willson	Won	Kick	Field Goal	Punt	Blue	Blue	W, 34-14
at Tulsa	Gaines	McHargue	Ross	J Williams	Won	Kick	Punt	INT	White	White	L, 28-24
SOUTHERN MISS	Gaines	McHargue	J Williams	Willson	Lost	Receive	Punt	Punt	Blue	Blue	W, 44-17
at Tulane	McHargue	Moore	Porras	J Williams	Lost	Receive	Touchdown	Fumble	White	Blue	W, 49-47
SMU	Willson	Thomas	McDonald	J Williams	Lost	Kick	Field Goal	Punt	Blue	Blue	W, 36-14
at UTEP	Cook	McGuffie	Prater	J Williams	Won	Kick	Punt	Punt	White	Blue	W, 33-24
Air Force	McDonald	J Thomas	Willson	J Williams	Won	Receive	Punt	Punt	White	Blue	W, 33-14

## UCLA 49, Rice 24

Aug. 30, 2012 ♦ Rice Stadium ♦ Houston, Texas

On a night that saw a number of odd plays and unpredictable outcomes around the country, Rice and UCLA staged their own worthy contribution. The two teams fashioned a wild first half filled long scoring plays that generated 59 points and an NCAA record for blocked extra points, but the Bruins defense tossed a second-half shutout and emerged with a 49-24 win at Rice Stadium on Thursday Night.

UCLA's Jonathan Franklin rushed for 214 yards and scored a pair of touchdowns, while redshirt freshman quarterback Brett Hundley threw for 202 and ran for 68 to hand Bruins' coach Jim Mora a win in his collegiate debut. The pair sparked an early Bruin explosion that saw them take a 19-0 lead on just five offensive plays.

Rice linebacker Cameron Nwosu was the cause for the odd tally on the scoreboard. The junior from Houston blocked each of the Bruins' first two extra points and added a third in late in the second quarter to break the NCAA single-game record of two, which had been done five times.

Junior quarterback Taylor McHargue rallied the crowd of 23,105 from their slumber by cutting the margin to 19-7 with an eight-yard touchdown pass to Luke Willson. McHargue finished the night with a career-best 95 yards on the ground and threw for 172 more with a pair of scores.

The Owls defense, having been stung on the previous three possessions, forced a three-and-out to hand the ball right back to their offense. McHargue hit Jordan Taylor with a 28-yard pass to move into UCLA territory, but when the drive stalled, the Owls turned to their Groza Award candidate Chris Boswell who cut the margin to 19-10 with a 53-yard field goal.

The three-pointer was Boswell's sixth career kick of 50 yards or better, breaking the school record he had shared with James Hamrick, and was only one yard shy of this career long kick in 2011 vs. Tulane.

The Owls would continue to storm back, cutting the margin to 19-17 early in the second quarter on a short plunge by McHargue. UCLA answered with a field goal to extend the margin to 22-17, but the Owls appeared ready to answer with a field goal of their own, but Boswell was wide left from 43 yards. UCLA then dipped back into the explosive playbook, as Franklin scored on a 78-yard run to push the lead back to 29-17, but McHargue answered right back, driving the Owls 75 yards to a two-yard touchdown toss to Sam McGuffie to draw them to 29-24.

A Nwosu interception seemed to close the door on the first half with the Owls down just five, but UCLA's Damien Holmes scooped up a late fumble for a 44-yard score and give UCLA a 35-24 cushion at the break.

The second half could not maintain the manic pace of the first, as the two teams combined for just over 100 yards and no points. UCLA iced the game with a pair of fourth-quarter scores to send them home to face Nebraska in the Rose Bowl next Saturday.

## UCLA 49, Rice 24

	1	2	3	4	F
UCLA Bruins	19	16	0	14	- 49
Rice Owls	10	14	0	0	- 24

### SCORING SUMMARY

1st	7:35	Rice	Boswell 42 FG
1st	12:27	UCLA	Hundley 72 run (kick blocked)
1st	10:22	UCLA	Johnson 11 pass from Hundley (kick blocked)
1st	08:28	UCLA	Franklin 74 run (Fairbairn kick)
1st	06:08	Rice	Willson 8 pass from McHargue (Boswell kick)
1st	02:18	Rice	Boswell 53 yd field goal
2nd	13:08	Rice	McHargue 1 yd run (Boswell kick)
2nd	09:17	UCLA	Fairbairn 27 FG
2nd	03:36	UCLA	Franklin 78 run (Fairbairn kick)
2nd	01:20	Rice	McGuffie 2 pass from McHargue (Boswell kick)
2nd	00:17	UCLA	Holmes 44 fumble recovery (Fairbairn kick)
4th	12:29	UCLA	Fauria 4 pass from Hundley (pass failed)
4th	07:54	UCLA	Franklin 22 run (Allen pass)

Attendance: 23,105

### TEAM STATISTICS

	UCLA	Rice
<b>FIRST DOWNS</b>	<b>25</b>	<b>20</b>
Rushing	13	10
Passing	11	8
Penalty	1	2
Rushing Attempts	37	48
Yds Gained Rushing	368	222
Yds Lost Rushing	25	48
<b>NET YDS RUSHING</b>	<b>343</b>	<b>174</b>
<b>NET YDS PASSING</b>	<b>303</b>	<b>184</b>
Comp-Att-Int	24-32-1	18-30-1
<b>TOTAL PLAYS-YDS</b>	<b>69-646</b>	<b>78-358</b>
Fumbles-Lost	2-1	1-1
Penalties-Yards	8-107	3-30
Punts-Avg	6-43.7	8-36.6
Punt Ret-Yds-TD	1-7-0	0-0-0
KO Ret-Yds-TD	2-51-0	0-0-0
INT Ret-Yds-TD	1-0-0	1-8-0
Possession Time	25:45	34:15
Third Down Conv	2-11	7-18
Fourth Down Conv	2-2	0-0
Red Zone Scores-Att	3-3	3-3
Sacks-Yds	6-34	2-7
Field Goals	1-1	1-2

### INDIVIDUAL STATISTICAL LEADERS

RUSHING	ATT	YDS	TD
<b>UCLA</b>			
Johnathan Franklin	15	214	3
Brett Hundley	7	68	1
Jordon James	5	28	0
Damien Thigpen	5	25	0
<b>Rice</b>			
Taylor McHargue	22	95	1
Jeremy Eddington	9	38	0
Turner Petersen	10	29	0
Brandon Hamilton	3	11	0
<b>PASSING</b>	<b>C-A-I</b>	<b>YDS</b>	<b>TD</b>
<b>UCLA</b>			
Brett Hundley	21-28-1	202	2
Richard Brehaut	3-4-0	101	0
<b>Rice</b>			
Taylor McHargue	17-28-1	172	2
Jeremy Eddington	0-1-0	0	0

RECEIVING	REC	YDS	TD
<b>UCLA</b>			
Jordon James	4	45	0
Damien Thigpen	4	42	0
Shaquelle Evans	4	42	0
Joseph Fauria	3	53	1
<b>Rice</b>			
Sam McGuffie	8	63	1
Jordan Taylor	2	47	0
Vance McDonald	2	26	0
Luke Willson	2	18	0

## Rice 25, Kansas 24

Sept. 8, 2012 ♦ Memorial Stadium ♦ Lawrence, Kansas

Chris Boswell drilled a 45-yard field goal as time expired to cap furious Rice rally and give the Owls their first victory over a Big XII school in history, downing Kansas 25-24 in Lawrence on Saturday.

A crowd of 44,683 sat in stunned silence as Boswell's winner sailed through goal post in the south end zone, breaking a streak of 20 consecutive losses against Big XII schools dating back to the birth of the league in 1996. It was also the Owls' first road win against a BCS conference school since they won at Northwestern in 1997.

Less than two quarters earlier, the home crowd was settling comfortably in their seats after the Jayhawks opened the second half with a nine play, 75-yard drive to push the lead to 24-13. However, the home team would not add another point, seeing a pair of second-half field goals miss the target, while the Owls and their kicker began to mount their comeback.

Down 24-16, Rice found itself pinned back at its own seven after penalty on a punt return. But junior quarterback Taylor McHargue, who tied his career-high with 23 completions, hit on all four throws for 81 yards to lead the Owls quickly down the field. He hit Vance McDonald for a 38-yard gain and con-

nected with Jordan Taylor three times for 43 yards, including a leaping 29-yard grab to the Jayhawk two yard line to set up Charles Ross' short plunge to close the gap to 24-22.

Taylor topped 100 yards receiving for the first time in his career, finishing with a career-best nine catches for 101 yards. Ross put together his most productive game since his freshman year, rushing for 94 yards on 14 carries.

Sophomore safety Julius White, making his first career start, teamed with Christian Covington to drop Taylor Cox for a two-yard loss on second down and one play later, Callahan picked off his second pass of the day to present the Rice offense with the opportunity they sought with just 3:47 left on the clock.

Knowing they only needed to travel a short distance to place Boswell within striking distance, the Owls were staring down a 4th and four at the KU 47 before McHargue and McDonald combined on a crucial seven-yard connection. A 12-yard scamper by McHargue three plays later place the ball well within Boswell's range .

After the Jayhawks attempted to ice Boswell by calling their last two time outs, the Groza Award candidate set of a celebration on the Owls sideline and in the far corner of the end zone where Owls fans were seated with a solid kick between the uprights.

It was the Owls first win as time expired since their thriller vs. Purdue at Rice Stadium last year and was the first walk off win via field goal since Clark Fangmeier beat SMU with a three-pointer on the road in 2007 as time expired.

## Rice 25, Kansas 24

	1	2	3	4	F
Rice Owls	3	10	3	9	- 25
Kansas Jayhawks	10	7	7	0	- 24

### SCORING SUMMARY

1st	11:42	Rice	Boswell 47 FG
1st	5:48	Kansas	Doherty 29 FG
1st	5:30	Kansas	Mundine 23 pass from Crist (Doherty kick)
2nd	8:01	Kansas	Petersen, Turner 1 yd run (Boswell kick)
2nd	3:32	Kansas	Miles 1 run (Doherty kick)
2nd	:21	Rice	Boswell 29 FG
3rd	11:47	Kansas	Cox 8 run (Doherty kick)
3rd	:44	Rice	Boswell 29 FG
4th	4:47	Rice	Ross 2 run (pass failed)
4th	:00	Rice	Boswell 45 FG

Attendance: 44,683

### TEAM STATISTICS

	Rice	Kansas
<b>FIRST DOWNS</b>	<b>25</b>	<b>22</b>
Rushing	9	11
Passing	15	8
Penalty	1	3
Rushing Attempts	41	36
Yds Gained Rushing	186	210
Yds Lost Rushing	19	15
<b>NET YDS RUSHING</b>	<b>167</b>	<b>195</b>
<b>NET YDS PASSING</b>	<b>236</b>	<b>144</b>
Comp-Att-Int	23-35-1	16-28-2
<b>TOTAL PLAYS-YDS</b>	<b>76-403</b>	<b>64-339</b>
Fumbles-Lost	2-2	1-1
Penalties-Yards	6-64	5-28
Punts-Avg	3-34.7	2-50.0
Punt Ret-Yds-TD	2-14-0	1-(5)-0
KO Ret-Yds-TD	4-87-0	1-14-0
INT Ret-Yds-TD	2-0-0	1-0-0
Possession Time	32:01	27:59
Third Down Conv	6-15	3-10
Fourth Down Conv	2-2	0-0
Red Zone Scores-Att	4-5	4-4
Sacks-Yds	1-5	2-13
Field Goals	4-4	1-3

### INDIVIDUAL STATISTICAL LEADERS

RUSHING	ATT	YDS	TD
<b>Rice</b>			
Charles Ross	14	94	1
Turner Petersen	12	41	1
Taylor McHargue	12	37	0
Sam MdGuffie	2	14	0
TEAM	1	0	0
<b>Kansas</b>			
Tony Pierson	19	126	0
Taylor Cox	15	79	1
Schylar Miles	1	1	0
Dayne Christ	1	-5	1
<b>PASSING</b>	<b>C-A-I</b>	<b>YDS</b>	<b>TD</b>
<b>Rice</b>			
Taylor McHargue	23-35-1	236	1
<b>Kansas</b>			
Dayne Christ	16-28-2	144	1

RECEIVING	REC	YDS	TD
<b>Rice</b>			
Jordan Taylor	9	101	0
Vance McDonald	4	72	0
Sam McGuffie	3	15	0
Charles Ross	2	-1	0
Taylor Cook	1	15	0
Turner Petersen	1	14	0
Donte Moore	1	12	0
Lovett Gibson	1	5	0
Andre Gautreaux	1	3	0
<b>Kansas</b>			
Daymond Patterson	7	55	0
Jimmay Mundine	3	39	1
Kale Pick	2	22	0
D.J. Beshears	2	11	0
Mike Ragone	1	9	0
Brandon Boubon	1	8	0

## Louisiana Tech 56, Rice 37

Sept. 15, 2012 ♦ Joe Aillet Stadium ♦ Ruston, La.

Louisiana Tech started fast and never looked back, taking a 56-37 home win over the visiting Rice Owls Saturday night at Aillet Stadium in Ruston, La.

The Bulldogs jumped out to a 21-0 advantage and then traded points with the Owls the rest of the way to remain unbeaten and top 50 points in consecutive games for the first time since 1910.

Rice head coach David Bailiff said the dramatic last-second win over Kansas the previous week may have had a lingering impact on preparations for Tech.

Junior quarterback Taylor McHargue and junior running back Charles Ross provided most of the firepower for the Owls, who finished the day night with a season-best 477 yards of total offense.

McHargue finished with 298 yards of total offense, throwing for 205 yards and a pair of touchdowns and rushing for three more scores in addition to totaling 93 yards on the ground. Ross rushed for a career-best 116 yards on 14 carries and added 18 more on his first career touchdown reception.

Junior placekicker Chris Boswell added another school record to his collection when he connected on a 57-yard field goal just before halftime. The kick tied James Hamrick's school record for the longest field goal and it allowed Boswell to move past Hamrick into sole possession of the Rice career field goal mark with 34.

It was also Boswell's seventh career field goal of 50 yards or longer (also a school record), moving him into a tie with Clayton Sturgis of Florida for the most from that distance among active kickers. Boswell is the only one of the top ten active kickers on the list who is not a senior.

The Owls are now 1-2 on the young season, with the losses coming at the hands of a pair of unbeatens: UCLA which moved to 3-0 with a 37-6 win over Houston late Saturday night, and the Bulldogs, who opened their season with a 56-49 win over the Cougars the previous weekend.



## Louisiana Tech 56, Rice 37

	1	2	3	4	F
Rice Owls	0	17	6	14	- 37
Louisiana Tech Bulldogs	21	14	7	14	- 56

### SCORING SUMMARY

1st	12:58	LT	Patton 65 pass from Cameron (Nelson kick)
	5:58	LT	Hunter 14 pass from Cameron (Nelson kick)
	3:48	LT	Myles 16 pass from Cameron (Nelson kick)
2nd	12:00	Rice	Ross 18 pass from McHargue (Boswell kick)
	9:17	LT	Dixon 1 run(Nelson kick)
	4:25	Rice	McHargue 3 run (Boswell kick)
	2:55	LT	Dixon 8 run (Nelson kick)
	:12	Rice	Boswell 57 FG
3rd	11:56	LT	Patton 11 pass from Cameron (Nelson kick)
	4:58	Rice	McHargue 13 run (kick failed)
4th	13:45	LT	Dixon 9 run (Nelson kick)
	8:22	Rice	McHargue 4 run (Boswell kick)
	3:40	LT	Hunter 6 run (Nelson kick)
	1:32	Rice	McDonald 14 pass from McHargue (Boswell kick)

Attendance: 23,228

### TEAM STATISTICS

	Rice	La Tech
<b>FIRST DOWNS</b>	<b>33</b>	<b>30</b>
Rushing	15	17
Passing	14	11
Penalty	4	2
Rushing Attempts	55	48
Yds Gained Rushing	305	350
Yds Lost Rushing	33	17
<b>NET YDS RUSHING</b>	<b>272</b>	<b>333</b>
<b>NET YDS PASSING</b>	<b>205</b>	<b>276</b>
Comp-Att-Int	20-34-0	19-24-0
<b>TOTAL PLAYS-YDS</b>	<b>89-477</b>	<b>72-609</b>
Fumbles-Lost	3-2	4-1
Penalties-Yards	8-89	16-156
Punts-Avg	4-143	2-105
Punt Ret-Yds-TD	0-0-0	2-(-1)-0
KO Ret-Yds-TD	5-70-0	2-49-0
INT Ret-Yds-TD	0-0-0	0-0-0
Possession Time	34:57	25:03
Third Down Conv	8-17	6-9
Fourth Down Conv	3-3	1-1
Red Zone Scores-Att	5-5	7-7
Sacks-Yds	1-6	2-16
Field Goals	1-1	0-0

### INDIVIDUAL STATISTICAL LEADERS

RUSHING	ATT	YDS	TD
<b>Rice</b>			
Charles Ross	14	116	0
Taylor McHargue	16	93	3
Turner Petersen	14	47	0
Vance McDonald	3	20	0
Brandon Hamilton	4	12	0
Sam McGuffie	1	-5	0
Driphus Jackson	1	-12	0
<b>La Tech</b>			
Kevin Ting	22	204	0
Kenneth Dixon	14	113	3
Colby Cameron	4	15	0
Hunter Lee	3	12	1
<b>PASSING</b>	<b>C-A-I</b>	<b>YDS</b>	<b>TD</b>
<b>Rice</b>			
Taylor McHargue	20-34-0	205	2
<b>La Tech</b>			
Colby Cameron	19-24-0	276	4

RECEIVING	REC	YDS	TD
<b>Rice</b>			
Jordan Taylor	4	57	0
Vance McDonald	4	35	1
Brandon Hamilton	3	18	0
Dennis Parks	2	29	0
Turner Petersen	2	13	0
Charles Ross	1	18	1
Donte Moore	1	14	0
Luke Willson	1	12	0
Klein Kubiak	1	12	1
Sam McGuffie	1	-3	0
<b>La Tech</b>			
Quinton Patton	7	119	2
D.J. Banks	4	65	0
Hunter Lee	3	46	1
Jon Greenwalt	3	15	0
Myles White	1	16	1
David Gru	1	15	0

## Marshall 54, Rice 51 (2OT)

Sept. 22, 2012 ♦ Rice Stadium ♦ Houston, Texas

After over 1200 yards of total offense, an epic offensive slugfest was settled by just five yards, as Marshall's Kevin Grooms covered that distance give the Herd a 54-51 win over Rice in double overtime at Rice Stadium on Saturday.

Marshall entered the game as the nation's top passing offense, but the Herd turned to their running game, finishing with 361 yards while throwing for 259. The Owls finished with 647 yards, the fifth most in school history with a balanced attack that topped 300 yards on the ground (301) and through the air (346).

Grooms' score in the second overtime came after Rice had been held to a field goal in its second possession of the extra period. The Owls force the overtime thanks to the heroics of quarterback Taylor McHargue, who brought the Owls back from a 10-point deficit in the last four minutes.

McHargue shattered every measuring stick for personal performance, becoming the second Rice player to top 450 yards of total offense, finishing with 467. He threw for 314 and three scores and ran for 153 and another score, with 98 of those rushing yards coming in the course of three plays in the last three minutes that put Rice in position to win the game.

Down 41-31, he fashioned an improbable 43-yard scoring run that began as an escape from the Marshall pass rush and ended with a sprint into the northeast corner of the end zone.

After a Boswell kickoff pinning Marshall at its own six, Cameron Nwosu made a pair of key stops to thwart the Herd's plans to run out the clock and force a punt to give the ball right back to McHargue and the offense.

He hit Jordan Taylor with a 13-yard gain on first down, then rushed for eight. An incomplection to Turner Petersen was followed by a nine-yard run by Petersen for a first down. McHargue then busted off an epic 47-yard run that ended at the Marshall two, but also ended with McHargue on the ground in pain after suffering an injury when he hit the ground. He did not return to the game.

After a one-yard run by Turner Petersen put the ball at the Marshall one, a false start penalty later moved the Owls back to the six and they eventually were force to settled for a Chris Boswell field goal to send the game to overtime. Marshall scored to open the overtime, but Jackson led Rice to a tying score. He hit Jordan Taylor with a 22-yard strike to the three and then scored his first career touchdown two plays later to send the game to a second overtime.

Jackson led Rice to one first down on the Owls second overtime possession, but the drive stalled at the Marshall 11 and Boswell booted his third field goal to give Rice its first lead of the day, setting the stage for Grooms' game winner.

## Marshall 54, Rice 51 (20T)

	1	2	3	4	F
Marshall Thundering Herd	14	7	14	6	13 54
Rice Owls	7	7	14	13	10 51

### SCORING SUMMARY

1st	8:12	MAR	Grooms 17 yd run (Haig kick)
	3:44	Rice	Petersen 30 yd run (Boswell kick)
	1:56	MAR	Butler 57 yd run (Haig kick)
2nd	8:02	MAR	Grooms 5 yd pass from Cato (Haig kick)
	5:51	Rice	Moore 43 yd pass from McHargue (Boswell kick)
3rd	11:08	Rice	McGuffie 31 yd pass from McHargue (Boswell kick)
	9:12	MAR	Grooms 45 yd run (Haig kick)
	7:42	Rice	McGuffie 50 yd pass from McHargue (Boswell kick)
	4:17	MAR	Hoskins, 1yd pass from Cato (Haig kick)
4th	13:49	Rice	Boswell 39 FG
	4:10	MAR	Watson 2 yd run (pass failed)
	3:17	Rice	McHargue 23 yd run (Boswell kick)
	0:00	Rice	Boswell 39 FG
1OT	----	MAR	Watson 4 yd run (Haig kick)
	----	Rice	Jackson 3 yd run (Boswell kick)
2OT	----	Rice	Boswell 28 FG
	----	MAR	Grooms 5 yd run

Attendance: 14,204

### TEAM STATISTICS

	Marshall	Rice
<b>FIRST DOWNS</b>	<b>31</b>	<b>35</b>
Rushing	18	14
Passing	13	19
Penalty	0	2
Rushing Attempts	50	50
Yds Gained Rushing	361	321
Yds Lost Rushing	27	20
<b>NET YDS RUSHING</b>	<b>334</b>	<b>301</b>
<b>NET YDS PASSING</b>	<b>259</b>	<b>346</b>
Comp-Att-Int	28-39-0	23-43-0
<b>TOTAL PLAYS-YDS</b>	<b>89-593</b>	<b>93-647</b>
Fumbles-Lost	2-0	1-0
Penalties-Yards	8-68	4-25
Punts-Avg	5-50.8	3-31.0
Punt Ret-Yds-TD	0-0-0	1-1-0
KO Ret-Yds-TD	4-77-0	5-128-0
INT Ret-Yds-TD	0-0-0	0-0-0
Possession Time	26:15	33:45
Third Down Conv	10-16	8-16
Fourth Down Conv	2-2	1-2
Red Zone Scores-Att	6-6	4-4
Sacks-Yds	1-5	4-27
Field Goals	0-0	3-3

### INDIVIDUAL STATISTICAL LEADERS

RUSHING	ATT	YDS	TD
<b>Marshall</b>			
Steward Butler	18	166	1
Kevin Grooms	12	103	3
Remi Watson	14	84	2
Rakeem Cato	6	-19	0
<b>Rice</b>			
Taylor McHargue	17	153	1
Turner Petersen	16	76	1
Charles Ross	7	32	0
Brandon Hamilton	2	7	0
<b>PASSING</b>	<b>C-A-I</b>	<b>YDS</b>	<b>TD</b>
<b>Marshall</b>			
Rakeem Cato	28-39-0	259	2
<b>Rice</b>			
Taylor McHargue	21-36-0	314	3
Driphus Jackson	2-6-0	32	0
Jordan Taylor	0-1-0	0	0

RECEIVING	REC	YDS	TD
<b>Marshall</b>			
Tommy Shuler	8	87	0
Aaron Dobson	5	66	0
Antavious Wilson	3	17	0
C.J. Crawford	3	17	0
Gator Hoskins	3	15	1
Demetrius Evans	2	25	0
Andre Snipes-Booker	2	19	0
Steward Butler	1	8	0
Kevin Grooms	1	5	1
<b>Rice</b>			
Jordan TAYLOR	7	79	0
Sam McGuffie	4	109	2
Donte Moore	4	64	1
Vance McDonald	4	54	0
Turner Petersen	2	20	0
Andrew Gautreaux	1	12	0
Charles Ross	1	8	0

## Houston 35, Rice 14

Sept. 29, 2012 ♦ Reliant Stadium ♦ Houston, Texas

Driphus Jackson threw for 272 yards in his starting debut and connected with Sam McGuffie on the longest passing play in school history, but it wasn't enough to overcome the Houston Cougars, who retained the Bayou Bucket with a 35-14 win at Reliant Stadium on Saturday in front of a crowd of 32,718.

Jackson, subbing for an injured Taylor McHargue, completed 17-35 passes and threw his first two touchdown passes, both to senior Sam McGuffie, who finished with a career-best 119 yards on six receptions.

The game began tentatively for both teams. Rice moved 22 yards on the game's first series but Jackson was sacked for the first of five times on the day and fumbled to set up Houston at the Owls' 31. However the Owls defense allowed the Cougars to advance only three yards and Matt Hogan's 45-yard field goal attempt sailed wide left.

The Cougars found the end zone on their next series, driving 65 yards in seven plays, the last 25 coming on a David Piland pass to Larry McDuffey.

Houston extended the lead to 14-0 at halftime and built a commanding 28-0 lead in the third before the Owls broke into the scoring column.

Two plays after Michael Kutzler recovered a fumbled punt, Jackson lobbed a 24-yard scoring toss to McGuffie to cut the margin to 28-7. They pair connected again late in the fourth quarter after defensive end Cody Bauer recovered a Houston fumble. Jackson hit McGuffie up the west sideline on an 88-yard scoring strike which broke the school record for the longest pass play in school history. Kerry Overton and Elliston Stinson combined on an 86-yard play at Air Force in 1985.

It also marked the second straight Bayou Bucket in which a long-standing Rice record was broken. Tyler Smith scored on a 97-yard run last year at Robertson Stadium.

The loss marked the first time since 2006-07 that the Owls have dropped consecutive efforts to capture the Bayou Bucket and dropped the Owls to 1-4 on the season, 0-2 in Conference USA.

## Houston 35, Rice 14

	1	2	3	4	F
Houston Cougars	7	7	14	7	- 35
Rice Owls	0	0	7	7	- 14

### SCORING SUMMARY

1st	9:01	HOU	McDuffey 25 pass from Piland (Hogan kick)
2nd	2:47	HOU	Spencer 31 pass from Piland (Hogan kick)
3rd	10:27	HOU	Sims 3 run (Hogan kick)
	7:39	HOU	Sims 47 run (Hogan kick)
	4:30	Rice	McGuffie 24 pass from D Jackson (Boswell kick)
4th	11:15	HOU	Sims 16 run (Hogan kick)
	06:50	Rice	McGuffie 88 pass from D Jackson (Boswell kick)

Attendance: 32,718

### TEAM STATISTICS

	Houston	Rice
<b>FIRST DOWNS</b>	<b>30</b>	<b>17</b>
Rushing	12	6
Passing	17	9
Penalty	1	2
Rushing Attempts	44	34
Yds Gained Rushing	250	117
Yards Lost Rushing	3	48
<b>NET YARDS RUSHING</b>	<b>247</b>	<b>69</b>
<b>NET YARDS PASSING</b>	<b>361</b>	<b>274</b>
Comp-Att-Int	26-43-1	18-36-0
<b>TOTAL PLAYS-YDS</b>	<b>87-608</b>	<b>70-343</b>
Fumbles-Lost	2-2	1-1
Penalties-Yards	8-69	6-55
Punts-Avg	4-46.0	10-40.2
Punt Ret-Yds-TD	5-15-0	1-(-3)-0
KO Ret-Yds-TD	1-29-0	6-97-0
INT Ret-Yds-TD	0-0-0	1-0-0
Possession Time	29:13	30:47
Third Down Conv	10-15	5-16
Fourth Down Conv	0-0	0-1
Red-Zone Scores-Att	2-4	0-0
Sacks-Yards	5-42	0-0
Field Goals	0-2	0-0

### INDIVIDUAL STATISTICAL LEADERS

RUSHING	ATT	YDS	TD
<b>Houston</b>			
Charles Sims	24	158	3
Braxton Welford	9	36	0
David Piland	3	25	0
<b>Rice</b>			
Charles Ross	13	52	0
Jeremy Eddington	7	35	0
Brandon Hamilton	2	2	0
<b>PASSING</b>	<b>C-A-I</b>	<b>YDS</b>	<b>TD</b>
<b>Houston</b>			
David Piland	26-43-1	361	2
<b>Rice</b>			
Driphus Jackson	17-35-0	272	2
Jordan Taylor	1-1-0	2	0

RECEIVING	REC	YDS	TD
<b>Houston</b>			
Larry McDuffey	8	100	1
Daniel Spencer	5	99	1
Kenneth Farrow	4	61	0
Charles Sims	4	47	0
Deontay Greenberry	3	32	0
<b>Rice</b>			
Sam McGuffie	6	119	2
Donte Moore	3	44	0
Vance McDonald	2	41	0
Taylor Cook	2	21	0
Charles Ross	2	19	0

## Memphis 14, Rice 10

Oct. 6, 2011 ♦ Liberty Bowl Stadium ♦ Memphis, Tenn.

After shutting out Memphis through the first 30 minutes, the Rice Owls found the tables turned in the second half, as the Tigers blank the Owls while finding the end zone twice to claim a 14-10 victory at the Liberty Bowl on Saturday night.

The Owls hit the midpoint of the game with a 10-0 lead, thanks to 12-yard return of a fumble by Phillip Gaines on Memphis' first play from scrimmage and a strong defensive effort that limited the Tigers to just 97 yards in the first two quarters. But poor field position and costly penalties in the third quarter led to a pair of Memphis touchdowns while the Tigers defense stymied the Owls in the second half.

The Owls force four punts and a pair of turnovers in the first half and opened the second half by forcing the Tigers' fifth punt of the night, but Dennis Parks fumbled the attempt at a fair catch and the Tigers had the ball at the Rice 27. While the Owls defense responded and forced another punt, the field position battle shifted further in favor of Memphis, after the punt was downed at the Rice one yard line.

Memphis forced a Rice punt and then embarked on a seven play, 44 yard drive to reach the end zone for the first time. The Tigers then attempted to surprise the Owls with an onside kick attempt, but Andre Gautreaux foiled the attempt to set Rice up at the Memphis 39.

But the Tigers allowed just three yards on three plays, and Chris Boswell's 53-yard field goal was short of the mark. Memphis took over at its 36 and marched 64 yards in eight plays to take the lead.

The Owls were held to only two first down in the second half and could never mount a serious scoring threat over their last three possessions.

Quarterback Taylor McHargue, who missed the Houston game with an injury sustained late in the C-USA opener vs. Marshall, returned to the starting lineup and hit on 16 of 30 passes for 117 yards. Turner Petersen, who also missed the Houston game, led the Owls in rushing. Linebacker James Radcliffe, making his first career start, was credited with a career-high 12 tackles, including three for losses. Cody Bauer was credited with nine tackles, including three for losses and also recovered a fumble.

The 24 combined points in the game were the fewest in C-USA game for the Owls in their eight seasons in the league and the fewest in any game since they defeated Houston 10-7 in the opening game of the 2004 season.

The Owls will step out of conference action this week, hosting the UTSA Roadrunners at 2:30 next Saturday. The game will be the centerpiece of activities celebrating the culmination of the Rice Centennial. In addition, former Owl All America Tommy Kramer will be honored by the National Football Foundation with his on-campus salute for his pending induction into the College Football Hall of Fame.

## Memphis 14, Rice 10

	1	2	3	4	F
Rice Owls	7	3	0	0	- 10
Mempis Tigers	0	0	14	0	- 14

### SCORING SUMMARY

1st	12:59	Rice	Gaines 12 fumble recovery (Boswell kick)
2nd	10:34	Rice	Boswell 36 field goal
3rd	7:50	UM	Malone 5-yd pass from Karam (Spurlock kick)
	3:01	UM	Cross 11-yd pass from Mathews (Hays)

Attendance: 17,831

### TEAM STATISTICS

	Rice	Memphis
<b>FIRST DOWNS</b>	<b>12</b>	<b>15</b>
Rushing	6	10
Passing	4	4
Penalty	2	1
Rushing Attempts	28	51
Yds Gained Rushing	125	217
Yds Lost Rushing	21	53
<b>NET YARDS RUSHING</b>	<b>104</b>	<b>164</b>
<b>NET YARDS PASSING</b>	<b>117</b>	<b>81</b>
Comp-Att-Int	16-30-0	9-14-0
<b>TOTAL PLAYS-YDS</b>	<b>58-221</b>	<b>65-245</b>
Fumbles-Lost	1-1	4-2
Penalties-Yards	8-64	5-35
Punts-Avg.	9-36.0	8-38.1
Punt Ret-Yards-TD	2-(-5)-0	3-21-0
KO Ret-Yds-TD	2-46-0	1-27-0
INT Ret-Yds-TD	0-0-0	0-0-0
Possession Time	25:37	34:23
Third-Down Conv	4-16	4-14
Fourth-Down Conv	0-0	1-1
Red-Zone Scores-Att	1-1	2-2
Sacks-Yards	4-24	2-15
Field Goals	1-2	0-0

### INDIVIDUAL STATISTICAL LEADERS

RUSHING	ATT	YDS	TD
<b>Rice</b>			
Turner Peterson	9	56	0
Charles Ross	7	39	0
Taylor McHargue	9	6	0
<b>Memphis</b>			
Carl Harris	15	68	0
Brandon Hays	6	51	0
Jai Steib	12	35	0
<b>PASSING</b>	<b>C-A-I</b>	<b>YDS</b>	<b>TD</b>
<b>Rice</b>			
Taylor McHargue	16-30-0	117	0
<b>Memphis</b>			
Jacob Karam	8-12-1	70	1
Eric Mathews	1-2-0	11	1

RECEIVING	REC	YDS	TD
<b>Rice</b>			
Jordan Taylor	5	46	0
Sam McGuffie	5	13	0
Dennis Parks	2	26	0
Vance McDonald	2	11	0
Andre Gautreaux	1	12	0
Donte Moore	1	9	0
<b>Memphis</b>			
Alan Cross	3	35	1
Keiwone Malone	2	26	1
Marcus Rucker	2	15	0
Tevin Jones	2	5	0

## Rice 34, UTSA 14

Oct. 13, 2012 ♦ Rice Stadium ♦ Houston, Texas

On a day awash in tradition and commemoration, the Rice Owls extended their Homecoming winning streak and regained their footing after a frustrating three-week run, using a dominating performance along the line of scrimmage to down the UTSA Roadrunners, 34-14.

Rice University concluded a year-long celebration of its Centennial with the Homecoming football game serving as one of the final events. At the same time, Rice and the National Football Foundation honored former Owl All America Tommy Kramer with his on-campus salute, a prelude to his official induction into the College Football Hall of Fame in December.

Wearing throwback uniforms to honor some of the Owls' greatest teams of the past, the current edition of the Owls used a dominating performance by both lines to earn their eighth consecutive Homecoming victory and end a four-game losing streak.

After a pair of Chris Boswell field goals in the first quarter, the Owls dipped into their bag of tricks to score their first offensive touchdown in the last six quarters. True freshman running back Luke Turner, who was a quarterback at Gilmer High School one year ago, threaded a pass to Donte Moore that resulted in a 38-yard scoring play.

UTSA mounted responding drive of its own, moving to the Rice one on second and goal. But a mishandled handoff resulted in a two-yard loss and James Radcliffe forced an incompletion on third down to hold the Roadrunners to a field goal.

Holding just a 13-3 lead after the first 30 minutes, the Owls turned to their youthful offensive line to open the second half. The line, which opened the year as one of the least experienced in college football and was playing Ian Gray making his first career start at right tackle in place of an injured Caleb Williams, led the Owls on a 12 play, 75 yard drive entirely on the ground to extend the margin to 20-3.

After a three-and-out by the defense, Taylor McHargue revisited a section of the playbook that had been off limits in his initial return from a shoulder injury at the end of the Marshall game, dashing down field and directing blocks by Vance McDonald and Donte Moore for a 44-yard touchdown to give the Owls additional breathing room.

After UTSA scored 11 points to cut the margin to 27-14, McHargue answered back with an 11-play, 72 yard march, ending it with a three-yard keeper on an option play.

McHargue finished the day with 212 yards of total offense, throwing for 144 and rushing for 68. The Owls rushing attack was fueled early by junior Charles Ross, who ran for a career-high 117 yards and later by Turner Petersen and true freshman Brandon Hamilton who added 53 yards each.

The Owls closed out their 2012 non-conference schedule with a 2-2 mark, their best since they were 2-2 in 2008.



## Rice 34, UTSA 14

	1	2	3	4	F
UTSA Roadrunner	0	3	11	0	- 14
Rice Owls	6	7	14	7	- 34

### SCORING SUMMARY

1st	9:42	Rice	Boswell 26 FG
	4:07	Rice	Boswell 37 FG
2nd	10:53	Rice	Moore 28 pass from Turner (Boswell kick)
	3:16	UTSA	Stern 20 FG
3rd	10:04	Rice	Petersen 1 run (Boswell kick)
	8:19	Rice	McHargue 44 run (Boswell kick)
	5:30	UTSA	Glasco II 26 pass from Soza (Glasco II rush)
	3:09	UTSA	Stern 35 FG
4th	13:05	Rice	McHargue 3 run (Boswell kick)

Attendance: 28,677

### TEAM STATISTICS

	UTSA	Rice
<b>FIRST DOWNS</b>	<b>13</b>	<b>27</b>
Rushing	4	16
Passing	7	9
Penalty	2	2
Rushing Attempts	26	58
Yards Gained Rushing	107	318
Yards Lost Rushing	12	17
<b>NET YARDS RUSHING</b>	<b>95</b>	<b>301</b>
<b>NET YARDS PASSING</b>	<b>144</b>	<b>182</b>
Comp-Att-Int	13-29-0	13-23-1
<b>TOTAL OFFENSE YARDS</b>	<b>239</b>	<b>483</b>
Fumbles-Lost	1-0	2-0
Penalties-Yards	4-35	7-62
Punts-Avg.	6-33.5	2-40.5
Punt Ret-Yards-TD	0-0-0	0-0-0
Kickoff Ret-Yds-TD	1-20-0	2-39-0
INT Ret-Yds-TD	1-3-0	0-0-0
Possession Time	23:52	36:08
Third-Down Conv	5-14	9-15
Fourth-Down Conv	0-0	2-2
Red-Zone Scores-Att	2-3	4-5
Sacks-Yards	0-0	1-5
Field Goals	2-3	2-2

### INDIVIDUAL STATISTICAL LEADERS

RUSHING	ATT	YDS	TD
<b>UTSA</b>			
David Glasco II	9	32	0
Kam Jones	1	22	0
Evans Okotcha	5	14	0
<b>Rice</b>			
Charles Ross	16	117	0
Taylor McHargue	7	68	2
Brandon Hamilton	11	53	0
Turner Petersen	13	53	1
PASSING	C-A-I	YDS	TD
<b>UTSA</b>			
Eric Soza	10-23-0	113	1
Ryan Polite	3-5-0	31	0
<b>Rice</b>			
Taylor McHargue	12-21-1	144	0
Luke Turner	1-1-0	38	1

RECEIVING	REC	YDS	TD
<b>UTSA</b>			
David Glasco II	2	41	1
Kam Jones	2	22	0
Evans Okotcha	2	13	0
<b>Rice</b>			
Jordan Taylor	5	81	0
Sam McGuffie	3	21	0
Donte Moore	2	49	1

## Tulsa 28, Rice 24

Oct. 20, 2012 ♦ H.A. Chapman Stadium ♦ Tulsa, Okla.

Ja'Terian Douglas turned a stout Rice defensive effort on its ear, bursting free on a 75-yard run late in the fourth quarter to set up the winning score as Tulsa downed Rice 28-24 at H.A. Chapman Stadium in Tulsa.

Tulsa improved to 7-1 overall and kept its conference record spotless at 5-0, while Rice fell to 2-6 and 0-4 in the league.

The Owls were making a strong bid to snap a five-game losing streak to the Hurricane and a 13-game road losing streak inside Conference USA and never trailed until the game's final moments. They had outrushed the conference's leading ground attack and dominated possession time in the second half, holding the ball for 23:14. The Owls offensive line held the top sack attack in FBS to half their average while rushing for 246 yards. The Rice defense had held Tulsa to just 159 yards on the ground before the fateful possession.

But after finding the end zone three times in the first half, they could capitalize on only one of three scoring chances in the second half, a Chris Boswell 35-yard field goal with 9:24 left in the fourth to break a 21-21 tie. Those missed opportunities came back to haunt the Owls in the game's final moments.

True freshman Luke Turner ran for a career-best 102 yards, all in the second half to set the Owls up with their scoring chances. He carried three times for 27 yards to set up Boswell's 35-yarder and then after a 14-yard Tulsa punt set the Owls up at the Rice 47, Turner carried the ball seven times for 24 yards to set up a 36-yard attempt that was wide left.

On the first of eight punts by the Hurricane, Sam McGuffie broke past the defenders to block Cole Way's punt then picked up the loose ball and returned it the final 12 yards for a touchdown. The score goes into the books as a punt return and was the first punt return touchdown by the Owls in 173 games since LaDoughyous McCalla returned one against TCU on Nov. 8, 1997.

Tulsa responded with a score to knot the game at 7-7 but the Owls defense forced consecutive three-and-outs on Tulsa's next two possessions, the second coming when the Golden Hurricane were pinned deep in their own end after a Boswell punt to the Tulsa nine. After a 41-yard punt by Way, the Owls set up shop at their own 48 as the first quarter neared its end.

Taylor McHargue took the lead as the drive resumed in the second stanza, scrambling for 15 yards and then covering the final 20 on a quarterback draw to put Rice back up 14-7.

Working with a short field after the kickoff went out of bounds, Tulsa needed just three plays to cover 65 yards and tie the game again.

But the Owls answered right back, driving 75 yards in nine plays with McHargue connecting with Luke Willson for an eight yard touchdown. The scoring play was Willson's first trip to the end zone since he scored the Owls first touchdown of the season vs. UCLA.

The lead held through most of the third quarter until Dexter McCoil picked off a McHargue pass at the Rice 28 and Henderson found Garrett for a 28-yard score to tie the game at 21.

Turner's running gave the Owls their final lead of 24-21, but 58 minutes of winning effort came crashing down as Douglas darted through the Owls defense in the final moments to hand the Hurricane a memorable Homecoming win.

## Tulsa 28, Rice 24

	1	2	3	4	F
Rice Owls	7	14	0	3	- 24
Tulsa Golden Hurricane	7	7	7	7	- 28

### SCORING SUMMARY

1st	10:13	Rice	McGuffie 12 punt block return (Boswell kick)
	7:01	Tulsa	Singleton 1 run (Schwarz kick)
2nd	14:18	Rice	McHargue 20 run (Boswell kick)
	13:24	Tulsa	Douglas 28 run (Schwarz kick)
	10:39	Rice	Willson 8 pass from McHargue (Boswell kick)
3rd	1:51	Tulsa	Garrett 28 pass from Henderson (Schwarz kick)
4th	9:24	Rice	Boswell 35 FG
	1:31	Tulsa	Singleton 1 run (Schwarz kick)

Attendance: 22,567

### TEAM STATISTICS

	Rice	Tulsa
<b>FIRST DOWNS</b>	<b>21</b>	<b>16</b>
Rushing	15	7
Passing	6	8
Penalty	0	1
<b>Rushing Attempts</b>	<b>52</b>	<b>43</b>
Yards Gained Rushing	270	245
Yards Lost Rushing	24	10
<b>NET YARDS RUSHING</b>	<b>246</b>	<b>235</b>
<b>NET YARDS PASSING</b>	<b>147</b>	<b>201</b>
Comp-Att-Int	15-35-1	8-23-1
<b>TOTAL OFFENSE YARDS</b>	<b>393</b>	<b>436</b>
Fumbles-Lost	1-1	0-0
Penalties-Yards	5-50	5-50
<b>Punts-Avg.</b>	<b>7-38.9</b>	<b>8-35.9</b>
<b>Punt Ret-Yds-TD</b>	<b>2-33-1</b>	<b>1-11-0</b>
<b>Kickoff Ret-Yds-TD</b>	<b>2-42-0</b>	<b>1-21-0</b>
<b>INT Ret-Yds-TD</b>	<b>1-0-0</b>	<b>1-0-0</b>
<b>Possession Time</b>	<b>35:23</b>	<b>24:37</b>
<b>Third-Down Conv</b>	<b>8-21</b>	<b>3-14</b>
<b>Fourth-Down Conv</b>	<b>2-3</b>	<b>0-1</b>
<b>Red-Zone Scores-Att</b>	<b>3-5</b>	<b>2-4</b>
<b>Sacks-Yards</b>	<b>0-0</b>	<b>2-14</b>
<b>Field Goals</b>	<b>1-3</b>	<b>0-1</b>

### INDIVIDUAL STATISTICAL LEADERS

RUSHING	ATT	YDS	TD
<b>Rice</b>			
Luke Turner	15	102	0
Taylor McHargue	13	57	1
Turner Petersen	12	45	0
<b>Tulsa</b>			
Ja'Terian Douglas	17	169	1
Alex Singleton	18	63	2
Kalen Henderson	2	6	0
<b>PASSING</b>	<b>C-A-I</b>	<b>YDS</b>	<b>TD</b>
<b>Rice</b>			
Taylor McHargue	15-35-1	147	1
<b>Tulsa</b>			
Kalen Henderson	8-23-1	201	1

RECEIVING	REC	YDS	TD
<b>Rice</b>			
Sam McGuffie	8	62	0
Jordan Taylor	3	43	0
Turner Petersen	2	33	0
Luke Willson	2	9	1
<b>Tulsa</b>			
Keyarris Garrett	3	118	1
Jordan James	2	33	0
Willie Carter	2	17	0
Thomas Robertson	1	33	0

## Rice 44, Southern Miss 17

Oct. 27, 2012 ♦ Rice Stadium ♦ Houston, Texas

The Rice Owls rebounded from a frustrating late loss at Tulsa, putting together their best overall performance of the year in a 44-17 throttling of Southern Miss at Rice Stadium. The win broke a five-game conference losing streak for the Owls.

Turner Petersen rushed for a season-high 136 yards on one touchdown and added a second score on an 38 yards pass from Driphus Jackson, while the Owls defensive added six points of their own while forcing five turnovers and recording 10 tackles for loss to give Rice its most decisive Conference USA win since the Owls blitzed SMU 56-27 in the opening game of the 2008 season.

After trading punts in the early going, Rice took advantage of a special team's error by Southern Miss to break on top.

An errant snap on a punt ended when USM punter Peter Boehme was tackled for a nine-yard loss. Starting from their own 49, the Owls needed four plays to cover the 51 yards, the final 35 coming on a pass from McHargue to Dennis Parks. The touchdown reception was the first of Parks' career and the ninth of the season for McHargue to establish a career-best.

After a 50-yard field goal by Corey Acosta put Southern Miss on the scoreboard, J.T. Blasingame's 46-yard kickoff return set the Owls up on the Southern Miss half of the field near the end of the first quarter. On the first play of the second stanza, Driphus Jackson hit Turner Petersen in stride up the right sideline for a 38-yard touchdown.

USM responded with a 75 yard march to cut the margin to 14-10 and looked to be headed for more on its next possession before a sack by Hosam Shahin and Christian Covington forced a 40-yard attempt by Acosta that sailed right into the gusting northerly winds.

Taking over at its 25, the Owls needed 10 plays to cover the distance, with Donte Moore finishing the drive with an nine-yard run on a reverse to send the Owls to the locker room with a 21-10 lead.

After a Boswell 40-yard field goal gave the Owls a 24-10 game, Porras plucked a deflected pass out of the air in front of the Rice bench and returned it 75-yards to give the Owls a three touchdown advantage. The interception return for a touchdown was the first by an Owl since Chris Douglas returned one 40 yards vs. North Texas in 2008.

Jackson then found Moore for a 25-yd touchdown to extend the margin to 38-10.

Leading 38-17 in the fourth, the Owls turned to Petersen and the running game to snuff out any last hopes for the Golden Eagles. Petersen carried the bulk of the assignment, closing the drive win an eight-yard touchdown. His effort pushed his career total to 1,045 yards, making him the third current Owl to have rushed for over 1,000 yards in his career.

Sophomore Gabe Baker, in his second career start, finished with a career-high nine tackles to lead a stout Rice defensive effort that included interceptions from Porras, Cameron Nwosu and Julius White, sacks by Cody Bauer, Hosam Shahin, Jared Williams and Christian Covington and fumble recoveries by James Radcliffe and Ross Winship.

## Rice 44, Southern Miss 17

	1	2	3	4	F
Southern Miss Golden Eagles	3	7	7	0	- 17
Rice Owls	7	14	17	6	- 44

### SCORING SUMMARY

1st	7:22	Rice	Parks 35 pass from McHargue (Boswell kick)
	0:57	USM	Acosta 50 FG
2nd	14:53	Rice	Petersen 38 pass from Jackson (Boswell kick)
	13:09	USM	Hester 1 run (Acosta kick)
	1:36	Rice	Moore 9 run (Boswell kick)
3rd	10:30	Rice	Boswell 45 FG
	8:42	Rice	Porras 75 INT return (Boswell kick)
	4:14	Rice	Moore 25 pass rom Jackson (Boswell kick)
	2:16	USM	Favor 16 run (Acosta kick)
4th	3:37	Rice	Petersen 8 run (kick blocked)

Attendance: 14,927

### TEAM STATISTICS

	USM	Rice
<b>FIRST DOWNS</b>	<b>19</b>	<b>19</b>
Rushing	7	12
Passing	10	7
Penalty	2	0
Rushing Attempts	49	45
Yds Gained Rushing	180	244
Yds Lost Rushing	64	46
<b>NET YARDS RUSHING</b>	<b>116</b>	<b>198</b>
<b>NET YARDS PASSING</b>	<b>256</b>	<b>172</b>
Comp-Att-Int	14-31-3	11-18-0
<b>TOTAL PLAYS-YDS</b>	<b>80-372</b>	<b>63-370</b>
Fumbles-Lost	3-2	3-3
Penalties-Yards	1-5	6-50
Punts-Avg.	4-36.8	4-37.0
Punt Ret-Yards-TD	0-0-0	2-10-0
KO Ret-Yds-TD	2-54-0	3-87-0
INT Ret-Yds-TD	0-0-0	3-94-1
Possession Time	31:47	28:13
Third-Down Conv	6-19	6-11
Fourth-Down Conv	2-4	0-0
Red-Zone Scores-Att	2-4	2-3
Sacks-Yards	2-22	3-32
Field Goals	1-2	1-1

### INDIVIDUAL STATISTICAL LEADERS

RUSHING	ATT	YDS	TD
<b>Rice</b>			
Turner Peterson	19	136	1
Driphus Jackson	6	27	0
Taylor McHargue	8	23	0
<b>Southern Miss</b>			
Arsenio Favor	19	65	1
Jalen Richard	6	22	0
Tyre Bracken	1	14	0
<b>PASSING</b>	<b>C-A-I</b>	<b>YDS</b>	<b>TD</b>
<b>Rice</b>			
Driphus Jackson	4-6-0	92	2
Taylor McHargue	7-12-0	80	1
<b>Southern Miss</b>			
Arsenio Favor	10-22-2	180	0
Cole Weeks	4-9-1	76	0

RECEIVING	REC	YDS	TD
<b>Rice</b>			
Jordan Taylor	3	38	0
Donte Moore	2	30	1
Turner Petersen	1	38	1
Dennis Parks	1	35	1
Sam McGuffie	1	19	0
Taylor Cook	1	8	0
Charles Ross	1	4	0
Taylor McHargue	1	0	0
<b>Southern Miss</b>			
Tracy Lampley	4	101	0
Justin Sims	2	28	0
Justin Burdette	2	8	0
D.J. Thompson	1	54	0
Dominique Sullivan	1	34	0
Francisco Llanos	1	19	0
Chris Briggs	1	12	0

## Rice 49, Tulane 47

Nov. 3, 2012 ♦ M-B Superdome ♦ New Orleans, La.

Phillip Gaines has re-written the Rice record book for pass breakups, but it will be the one that does not count that will be best remembered as the most crucial one of his junior season as he foiled Tulane's two-point conversion attempt with 56 seconds left to give Rice a 49-47 win.

The win broke a 14-game road losing streak for the Owls in conference play and was their third in the last four games, giving them a surge of momentum heading into their bye week.

Gaines came into Saturday tied for the national lead in breakups and added a 17th earlier in the game to set a school record, but his game-saver does not count in the statistics because two-point conversions are untimed downs. However, it had a major impact on this team's drive to remain in contention for a postseason bowl. Senior Taylor Cook then slammed the door on Tulane's hopes for a Homecoming win by recovering the Green Wave's onside kick attempt.

There was special satisfaction that Cook ended the game with the ball in his hands. In Rice's last game in New Orleans as a quarterback in relief of starter Nick Fanuzzi, Cook had seen his own rally fall short on the final play, ending the Owls' hopes for bowl eligibility.

Cook also led the team with three catches for 53 yards.

The foiled two-point attempt dimmed an amazing second half for Tulane quarterback Ryan Griffin, who threw for 341 yards and three touchdowns in the second half.

Rice QB Taylor McHargue, who threw for 259 yards and ran for another 60, led a pair of fourth quarter scoring drives after Tulane took its only lead of the day to put Rice up 49-41 to force Tulane to go for two at the end of the game.

Rice scored three times off turnovers in the first half and headed to the locker room with a 28-10 lead.

The Owls opened sharply, taking the opening kickoff and marching 75 yards in seven plays with McHargue capping the drive with a nine-yard run. McHargue was back in the end zone less than two minutes later, scoring from 11 yards out after the Owls were set up deep in Green Wave territory thanks to a fumble on the kickoff following his first touchdown.

Rice stumbled over the next few series, thanks to a flurry of penalties. Tulane took advantage of favorable field position and a roughing the passer penalty to cut the lead to 14-7 on a 35-yard pass from Griffin to Wilson Van Hooser.

Baker grabbed a deflected pass and sprinted untouched for a 55-yard touchdown, the Owls second pick six in as many weeks. Baker's score on his first career interception gave the Owls 28 first-half points, their largest production of the year and their most since they scored 34 against East Carolina in the first half on November 20, 2010.

Tulane turned the tables on the Owls in the third quarter when Ryan Travis plucked a deflection off the hands of Jordan Taylor and returned it 73 yards for a score, setting off a wild third quarter that saw Tulane outscore the owls 28-7 to take a 38-35 lead.

## Rice 49, Tulane 47

	1	2	3	4	F
Rice Owls	14	14	7	14	- 49
Tulane Green Wave	7	3	28	9	- 47

### SCORING SUMMARY

1st	12:01	Rice	McHargue 9 run (Boswell kick)
	10:12	Rice	McHargue 11 run (Boswell kick)
	05:48	TUL	Van Hooser 35 pass from Griffin (Santos kick)
2nd	13:35	Rice	Petersen 6 run (Boswell kick)
	10:08	Rice	Baker 55 interception return (Boswell kick)
	0:00	TUL	Santos 57 FG
3rd	13:30	TUL	Travis 73 interception return (Santos kick)
3rd	11:35	Rice	Ross 11 run (Boswell kick)
3rd	10:43		Kelley 7 pass from Griffin (Santos kick)
	6:30		Rush 62 pass from Griffin (Santos kick)
	2:55		Darkwa 1 run (Santos kick)
4th	14:23		Turner 3 run (Boswell kick)
	8:34		Santos 42 FG
	2:42		Turner 2 yd run (Boswell kick)
	0:56		Van Hooser 33 pass from Griffin (conversion failed)

Attendance: 15,467

### TEAM STATISTICS

	Rice	Tulane
<b>FIRST DOWNS</b>	<b>25</b>	<b>20</b>
Rushing	14	2
Passing	10	16
Penalty	1	2
Rushing Attempts	65	14
Yds Gained Rushing	247	26
Yds Lost Rushing	36	26
<b>NET YARDS RUSHING</b>	<b>211</b>	<b>0</b>
<b>NET YARDS PASSING</b>	<b>271</b>	<b>476</b>
Comp-Att-Int	13-21-1	28-49-2
<b>TOTAL PLAYS- YDS</b>	<b>86-482</b>	<b>63-476</b>
Fumbles-Lost	2-1	3-3
Penalties-Yards	9-100	4-25
Punts-Avg.	7-34.1	4-47.2
Punt Ret-Yds-TD	4-31-0	1-0-0
KO Ret-Yds-TD	1-12-0	3-59-0
INT Ret-Yds-TD	2-57-1	1-73-1
Possession Time	40:01	19:59
Third-Down Conv	10-19	6-13
Fourth-Down Conv	0-0	1-1
Red-Zone Scores-Att	6-7	2-2
Sacks-Yards	2-11	3-20
Field Goals	0-0	2-2

### INDIVIDUAL STATISTICAL LEADERS

RUSHING	ATT	YDS	TD
<b>Rice</b>			
Charles Ross	20	95	1
Taylor McHargue	19	60	2
Luke Turner	7	14	2
Turner Petersen	5	13	1
<b>Tulane</b>			
Josh Rounds	1	7	0
Orleans Darkwa	4	6	1
Dante Butler	1	6	0
Rob Kelley	4	4	0
<b>PASSING</b>	<b>C-A-I</b>	<b>YDS</b>	<b>TD</b>
<b>Rice</b>			
Taylor McHargue	12-20-1	259	0
Driphus Jackson	1-1-0	12	0
<b>Tulane</b>			
Ryan Griffin	28-49-2	476	4

RECEIVING	REC	YDS	TD
<b>Rice</b>			
Taylor Cook	3	53	0
Luke Willson	2	59	0
Jordan Taylor	2	58	0
Charles Ross	2	46	0
Sam McGuffie	2	45	0
<b>Tulane</b>			
Rob Kelley	8	49	1
Ryan Grant	5	176	0
Xavier Rush	5	96	1
Marc Edwards	3	40	0
Wilson Van Hooser	2	68	2

## Rice 36, SMU 14

Nov. 17, 2012 ♦ Rice Stadium ♦ Houston, Texas

Chris Boswell tied an NCAA record with his long-distance field goals, while his Rice Owl teammates won the close-in battles in the trenches on both sides of the ball as the Owls dropped SMU 36-14 at Rice Stadium on Saturday, setting up a season-ending road game with UTEP with a bowl berth on the line.

The Owls (5-6, 3-4) won their third straight game and fourth in the last five to put them in contention for a bowl berth next week when they travel to El Paso to take on the Miners.

Boswell became the sixth player in NCAA history to kick three field goals of better than 50 yards and broke the school record with five three-pointers on the day.

The Owls put together their best effort of the year despite the loss of several key regulars early in the game to injuries. Cornerback Phillip Gaines, tight end Luke Willson, safety Julius White and deep snapper Trevor Gillette all left the game with injuries but the Owls were able to maintain their effort thanks to the play of cornerback J.T. Blasingame, safety Garrett Fuhrman, and deep snapper Tanyan Farley, the latter player who was making his college debut at that position.

After Rice took the opening kickoff and drove to midfield where Boswell crushed home his 56-yard field goal, SMU responded with a nine-play, 68 yard drive to take a 7-3 lead. The Owls responded by moving Boswell into range, and he connected from 51 yards to cut the SMU lead to 7-6 after one quarter.

That lead held up through most of the second quarter, but after a Boswell miss from 44 yards, the Rice defense rose up and put the Owls in position to take the lead for good.

SMU quarterback Garrett Gilbert had the ball stripped by defensive end Cody Bauer and senior defensive tackle Jamael Thomas, who made his second career start on Senior Day, recovered the ball to set Rice up at the SMU 19.

One play later, Taylor McHargue celebrated the return of Vance McDonald to the lineup by hitting the senior tight end for a 19-yard touchdown to put Rice back on top, 13-7.

After a three-and-out by the defense, McHargue led the Owls back down the field in the final two minutes of the half, rolling to his right and finding Donte Moore in the end zone for seven-yard score to push the margin to 20-6 at the half.

Boswell opened the fourth quarter with his NCAA record-tying third field goal from over 50 yards, a 53-yard effort to build the lead back to 26-14.

McHargue completed a career-high 24 passes, 21 of them in the first three quarters. He finished with 335 yards of total offense (297 passing, 38 rushing). McDonald, who has been dogged by a foot injury for multiple weeks, celebrated his return to the playing field by catching seven passes for 85 yards and a touchdown.



## Rice 36, SMU 14

	1	2	3	4	F
SMU Mustangs	7	0	7	0	- 14
Rice Owls	6	14	3	13	- 36

### SCORING SUMMARY

1st	9:45	Rice	Boswell 56 FG
	5:26	SMU	Line 7 run (Hover kick)
	1:26	Rice	Boswell 51 FG
2nd	2:35	Rice	McDonald 19 pass from McHargue (Boswell kick)
	0:20	Rice	Moore 7 pass from McHargue (Boswell kick)
3rd	6:45	Rice	Boswell 43 FG
	3:32	SMU	Line 10 run (Hover kick)
4th	14:45	Rice	Boswell 53 FG
	7:32	Rice	Boswell 28 FG
	1:12	Rice	McHargue 13 run (Boswell kick)

Attendance: 20,710

### TEAM STATISTICS

	SMU	Rice
<b>FIRST DOWNS</b>	<b>16</b>	<b>23</b>
Rushing	5	8
Passing	9	14
Penalty	2	1
Rushing Attempts	28	40
Yds Gained Rushing	130	148
Yds Lost Rushing	27	22
<b>NET YARDS RUSHING</b>	<b>103</b>	<b>126</b>
<b>NET YARDS PASSING</b>	<b>214</b>	<b>297</b>
Comp-Att-Int	15-27-0	24-37-0
<b>TOTAL PLAYS-YDS</b>	<b>55-317</b>	<b>77-423</b>
Fumbles-Lost	2-2	0-0
Penalties-Yards	4-38	4-36
Punts-Avg.	5-50.4	2-47.5
Punt Ret-Yards-TD	0-0-0	2-1-0
KO Ret-Yds-TD	4-65-0	1-11-0
INT Ret-Yds-TD	0-0-0	0-0-0
Possession Time	24:32	35:28
Third-Down Conv	3-10	8-17
Fourth-Down Conv	1-1	1-1
Red-Zone Scores-Att	2-3	5-5
Sacks-Yards	1-6	4-25
Field Goals	0-1	5-6

### INDIVIDUAL STATISTICAL LEADERS

RUSHING	ATT	YDS	TD
<b>Rice</b>			
Jeremy Eddington	10	67	0
Taylor McHargue	16	38	1
Turner Petersen	9	14	0
<b>SMU</b>			
Zach Line	19	94	2
Garrett Gilbert	9	25	0
<b>PASSING</b>	<b>C-A-I</b>	<b>YDS</b>	<b>TD</b>
<b>Rice</b>			
Taylor McHargue	24-36-0	297	2
Jordan Taylor	0-1-0	0	0
<b>SMU</b>			
Garrett Gilbert	15-27-0	214	0

RECEIVING	REC	YDS	TD
<b>Rice</b>			
Vance McDonald	7	85	1
Sam McGuffie	6	53	0
Jordan Taylor	4	66	0
Donte Moore	4	24	1
Turner Petersen	1	35	0
Taylor Cook	1	20	0
Luke Willson	1	14	0
<b>SMU</b>			
Darius Johnson	6	153	0
Austin Fuller	4	19	0
Jeremy Johnson	2	28	0
Zach Line	1	13	0
Der'rikk Thompson	1	1	0

## Rice 33, UTEP 24

Nov. 24, 2012 ♦ Sun Bowl ♦ El Paso, Texas

Faced with the need to answer a late UTEP score and preserve their hopes of returning to a bowl game for the first time in four years, the Rice Owls turned to an unlikely option, as Jeremy Eddington stunned UTEP with a 97-yard kickoff return for a touchdown to seal Rice's 33-24 win at the Sun Bowl.

The win was the Owls fourth in a row and fifth in the last six to close their regular season at 6-6 and clinch a spot in the Bell Helicopter Armed Forces Bowl.

Rice had not returned a kickoff for a touchdown since before any of the current squad had been born, a period of 319 games since Antonio Brinkley returned one against Baylor at Rice Stadium in 1984.

It fell to Eddington to remove Rice from the mantle as he darted up the sideline in front of the UTEP bench and retiring head coach Mike Price. Price, who ended a 31-year coaching career, was in only his fourth year at Weber State when the Owls' kickoff drought began.

Rice stormed to a 17-14 halftime lead thanks to the powerful running of Charles Ross and the passing combination of Taylor McHargue and Vance McDonald. Ross topped 100 yards in the first half and would finish with a career-high 154 yards and a pair of touchdowns. McHargue and McDonald combined on three key third down completions to keep Rice scoring drives alive during the first half.

McDonald continued to celebrate his return from injury by catching a career-high nine for 99 yards.

After halftime, UTEP retook the lead in the third quarter, but Eddington returned the ensuing kickoff 56 yards to set up a Chris Boswell 51-yard field goal to cut the lead to one. It was Boswell's sixth field goal this year from 50 yards or more and his fourth consecutive successful kick from that distance.

UTEP seemed to be ready to answer right back after Nathan Jeffery busted off a 37-yard run to the Rice 37, but the Owls held and Hosam Shahin's tackle for loss on third down force a punt which was downed at the Rice five yard line.

From there the Owls mounted a methodical 20-play, 95-yard drive to retake the lead on Ross' second touchdown of the night. After missing a try for two, the Owls led 26-21. UTEP cut the lead to 26-24 after recovering a muffed punt, setting the stage for Eddington's dash.

Eddington finished with 210 yards on four kick returns, the second-best total in school history added 59 yards on the ground and caught one pass for a total of 279 all-purpose yards which was just 16 yards shy of Trevor Cobb's school mark of 295 set vs. Iowa State in 1991.

The win was Rice's 19th in its last 28 November games since 2006. In each of the Owls three bowl seasons, they ran off an unbeaten final month to earn the chance to play an additional game.

# Rice 33, UTEP 24

	1	2	3	4	F
Rice Owls	3	14	3	13	- 33
UTEP Miners	7	7	7	3	- 24

## SCORING SUMMARY

1st	12:13	UTEP	Leslie 65 pass from LaMaison (Valadez kick)
	07:47	Rice	Boswell 43 FG
2nd	14:54	Rice	Ross 4 run (Boswell kick)
	11:37	UTEP	Edwards 4 pass from LaMaison (Valadez kick)
	02:47	Rice	Eddington 6 run (Boswell kick)
3rd	06:13	UTEP	Jeffery 0 fumble recovery (Valadez kick)
	04:35	Rice	Boswell 51 FG
4th	09:32	Rice	Ross 9 yd run (conversion failed)
	06:45	UTEP	Valadez 35 FG
	06:32	Rice	Eddington 97 kickoff return (Boswell kick)

Attendance: 20,384

## TEAM STATISTICS

	Rice	UTEP
<b>FIRST DOWNS</b>	25	17
Rushing	13	8
Passing	12	8
Penalty	0	1
Rushing Attempts	55	32
Yds Gained Rushing	276	179
Yds Lost Rushing	30	31
<b>NET YARDS RUSHING</b>	<b>246</b>	<b>148</b>
<b>NET YARDS PASSING</b>	<b>214</b>	<b>297</b>
Comp-Att-Int	21-30-0	10-27-0
<b>TOTAL PLAYS-YDS</b>	<b>85-453</b>	<b>59-443</b>
Fumbles-Lost	2-2	2-0
Penalties-Yards	1-15	2-20
Punts-Avg.	4-35.0	8-43.0
Punt Ret-Yards-TD	1-2-0	0-0-0
KO Ret-Yds-TD	4-210-1	1-13-0
INT Ret-Yds-TD	0-0-0	0-0-0
Possession Time	37:32	22:28
Third-Down Conv	11-19	1-11
Fourth-Down Conv	0-1	1-1
Red-Zone Scores-Att	4-5	3-3
Sacks-Yards	4-27	4-25
Field Goals	2-2	1-1

## INDIVIDUAL STATISTICAL LEADERS

RUSHING	ATT	YDS	TD
<b>Rice</b>			
Charles Ross	23	154	2
Jeremy Eddington	13	59	1
Taylor McHargue	15	17	0
<b>UTEP</b>			
Nathan Jeffery	13	95	1
LaQuinta Dowell	3	25	0
Nick LaMaison	10	14	0
<b>PASSING</b>	<b>C-A-I</b>	<b>YDS</b>	<b>TD</b>
<b>Rice</b>			
Taylor McHargue	21-30-0	207	0
<b>UTEP</b>			
Nick LaMaison	8-22-0	249	2

RECEIVING	REC	YDS	TD
<b>Rice</b>			
Vance McDonald	9	99	0
Jordan Taylor	4	57	0
Donte Moore	4	30	0
<b>UTEP</b>			
Michael Edwards	5	121	1
Jordan Leslie	3	168	1
Cole Freytag	1	11	0

## Rice 33, Air Force 14

Dec. 29, 2012 ♦ Amon G. Carter Stadium ♦ Ft. Worth, Texas

Driphus Jackson and Jordan Taylor sparked a second-half offensive explosion while the Rice defense totally dominated on of the top rushing offenses in the country and the Owls downed Air Force 33-14 in the 10th annual Bell Helicopter Armed Forces Bowl in Fort Worth.

Playing in a newly-renovated Amon G. Carter Stadium the site of so many past memories from the days when Rice and TCU were Southwest Conference rivals, the 2012 Owls closed out a remarkable sprint to the finish, winning their fifth straight and sixth in the last seven to rescue a season that saw them open 1-5.

Jackson came on in relief at quarterback just before half-time after Taylor McHargue was knocked out of the game. He threw for 264 yards and a pair of touchdowns as the Owls out-scored the Falcons 26-0 in the second half.

Taylor matched the legendary Dicky Maegle's effort in the 1954 Cotton Bowl, scoring three times on touchdown receptions. He finished with a career-best nine catches and set a Rice bowl record with 153 yards receiving to earn Rice MVP honors as well as a spot on several All-Bowl game teams.

After taking an early 7-0 led, the Owls found themselves down 14-7 at the half thanks in part to three turnovers. But they played error-free football in the second half on offense, while the Rice defense throttled the Air Force rushing game to just 25 yards in the second half.

Air Force entered the game ranked second in the country, averaging 328 yards per game, but the Owls held them to just 166 in the game, only the fourth time in the last four years a team had held them under 170.

After the Owls' defense stopped the initial Falcons' possession of the second half, the offense put together an eight play, 87-yard drive to knot the score on a 22-yard pass from Jackson to Taylor.

Rice went ahead to stay on their next possession, eating up the rest of the third quarter as they marched 74 yards in nine plays. Two plays into the fourth quarter, Charles Ross barged in from two yards out to make it 21-14.

The Rice defense held Air Force to four three-and-outs in the last half and the offense never gave the Falcons a chance to get back into the game, holding on to the ball for 20:31 in the second half.

The win was the Owls second straight in a bowl game under David Bailiff, allowing him to join Jess Neely as the only coaches in school history to have won multiple bowl games.

## Rice 33, Air Force 14

	1	2	3	4	F
Rice Owls	7	0	7	19	- 33
Air Force Falcons	0	14	0	0	- 14

### SCORING SUMMARY

1st	4:05	RICE	Taylor 16 yd pass from McHargue (Boswell kick)
2nd	6:14	AF	Pearson 9 yd run (Herrington kick)
	2:36	AF	Cobb 1 yd run (Herrington kick)
3rd	9:30	RICE	Taylor 22 yd pass from Jackson (Boswell kick)
4th	14:25	RICE	Ross 2 yd run (Boswell kick)
	11:18	RICE	Boswell 24 yd field goal
	4:31	RICE	Boswell 25 yd field goal
	1:38	RICE	Taylor 34 yd pass from Jackson (kick blocked)

Attendance: 40,754

### TEAM STATISTICS

	Rice	AF
<b>FIRST DOWNS</b>	<b>24</b>	<b>12</b>
Rushing	9	10
Passing	13	2
Penalty	2	0
Rushing Attempts	54	48
Yds Gained Rushing	243	184
Yds Lost Rushing	35	18
<b>NET YARDS RUSHING</b>	<b>208</b>	<b>166</b>
<b>NET YARDS PASSING</b>	<b>295</b>	<b>48</b>
Comp-Att-Int	21-29-0	3-12-1
<b>TOTAL PLAYS-YDS</b>	<b>83-503</b>	<b>60-214</b>
Fumbles-Lost	5-3	2-2
Penalties-Yards	5-35	5-45
Punts-Avg.	2-36.5	7-31.3
Punt Ret-Yards-TD	2-13-0	0-0-0
KO Ret-Yds-TD	3-47-0	4-82-0
INT Ret-Yds-TD	1-0-0	0-0-0
Possession Time	37:52	22:08
Third-Down Conv	10-20	4-14
Fourth-Down Conv	1-2	1-2
Red-Zone Scores-Att	4-6	2-2
Sacks-Yards	2-11	2-12
Field Goals	2-3	0-0

### INDIVIDUAL STATISTICAL LEADERS

RUSHING	ATT	YDS	TD
<b>Rice</b>			
Turner Petersen	9	81	0
Charles Ross	16	57	1
Taylor McHargue	10	39	0
Driphus Jackson	13	32	0
<b>Air Force</b>			
Ty MaCarthur	9	48	0
Wes Cobb	13	39	1
Cody Getz	7	35	0
Connor Dietz	6	11	0
<b>PASSING</b>	<b>C-A-I</b>	<b>YDS</b>	<b>TD</b>
<b>Rice</b>			
Driphus Jackson	15-21-0	264	2
Taylor McHargue	6-8-0	31	1
<b>Air Force</b>			
Kale Pearson	2-8-1	44	0

RECEIVING	REC	YDS	TD
<b>Rice</b>			
Jordan Taylor	9	153	30
Sam McGuffie	5	80	0
Turner Petersen	3	11	0
<b>Air Force</b>			
Don Strickland	1	29	0
Drew Coleman	13	15	0
Marc Hendricks	1	4	0

# RICE FOOTBALL RECORDS

## RUSHING

### ATTEMPTS

Game	42	Trevor Cobb	
		vs. Iowa St.	S 28, 1991
Season	360	Trevor Cobb	1991
Career	1,091	Trevor Cobb	1989-92

### YARDS

Game	265	Dicky Maegle vs. Alabama	
		J 1, 1954	
Season	1,692	Trevor Cobb	1991
Career	4,948	Trevor Cobb	1989-92

### YARDS PER CARRY

Game	24.1	Dicky Maegle vs. Alabama	
		J 1, 1954	
Season	7.3	Dicky Maegle	1953
Career	6.6	Dicky Maegle	1952-54

### TOUCHDOWNS

*Game	4	Jeremy Eddington vs. ECU	
		N 20, 2010	
Season	14	Trevor Cobb	1991
Career	38	Trevor Cobb	1989-92

## PASSING

### ATTEMPTS

Game	66	Chase Clement vs. Tulsa	
		N 24, 2007	
Season	508	Chase Clement	2007
Career	1,387	Chase Clement	2005-08

### COMPLETIONS

Game	40	Chase Clement vs. Tulsa	
		N 24, 2007	
Season	326	Chase Clement	2008
Career	832	Chase Clement	2005-08

### YARDS

Game	541	Chase Clement vs. Tulsa	
		N 24, 2007	
Season	4,119	Chase Clement	2008
Career	9,785	Chase Clement	2005-08

### COMPLETION PERCENTAGE

Game	91.7	Josh LaRocca vs. Baylor	
		N 12, 1994	
Season	66.5	Chase Clement	2008
Career	60.0	Chase Clement	2005-08

### TOUCHDOWN COMPLETIONS

Game	6	Chase Clement vs. UTEP	
		N 3, 2007	
	6	Chase Clement vs. SMU	
		A 29, 2008	
	6	Chase Clement vs. USM	
		O 18, 2008	
Season	44	Chase Clement	2008
Career	99	Chase Clement	2005-08

### INTERCEPTIONS THROWN

Game	5	Joel Armstrong vs. Troy	
		D 23, 2006	
Season	24	Randy Hertel	1977, 79
Career	68	Randy Hertel	1977-80

### LONGEST PASS PLAY

	88	Driphus Jackson to Sam McGuffie	
		vs. Houston	S 29, 2012

## TOTAL OFFENSE

### PLAYS (Rush/Pass)

Game	83	Chase Clement vs. Tulsa	
		(14/58)	N 24, 2007
Season	652	Chase Clement	2007
		(144/508)	
Career	1,857	Chase Clement	2005-08
		(470/1,387)	

### YARDS

Game	601	Chase Clement vs. Tulsa	
		(60/541)	N 24, 2007
Season	4,812	Chase Clement	2008
		(693/4,119)	
Career	11,526	Chase Clement	
		(1,741/9,785)	

### TOUCHDOWNS

Game	8	Chase Clement vs. UTEP	
		(2/6)	N 3, 2007
Season	56	Chase Clement	2008
		(12/44)	
Career	124	Chase Clement	
		(25/99)	2005-08

## RECEIVING

### RECEPTIONS

Game	14	David Houser at Florida	
		N 20, 1976	
Season	111	James Casey	2008
Career	292	Jarett Dillard	2005-08

### YARDS

Game	208	James Casey at Memphis	
		S 6, 2008	
Season	1,329	James Casey	2008
Career	4,138	Jarett Dillard	2005-08

### TOUCHDOWNS

Game	4	Jarett Dillard vs. NT	
		S 27, 2008	
Season	21	Jarett Dillard	2006
Career	60	Jarett Dillard	2005-08

## ALL-PURPOSE YARDS

### TOTAL YARDS (RUSH/PASS/RETURN)

Game	295	Trevor Cobb vs. Iowa State (240/39/16)	S 28, 1991
Season	1,844	Trevor Cobb (1692/136/16)	1991
Career	6,512	Trevor Cobb (4948/892/672)	1989-92

### TOTAL PLAYS

Game	47	Trevor Cobb vs. Iowa State (42/0/5)	S 28, 1991
Season	375	Trevor Cobb (360/14/1)	1991
Career	1,223	Trevor Cobb (1,091/94/38)	1989-92

## SCORING

### TOTAL POINTS

Game	36	Griff Vance vs. SMU (6TDs)	N 17, 1916
Season	126	Jarett Dillard	2006
Career	360	Jarett Dillard	2005-08

### TOUCHDOWNS

Game	6	Griff Vance vs. SMU	N 17, 1916
Season	21	Jarett Dillard	2006
Career	60	Jarett Dillard	2005-08

## KICKING

### FIELD GOALS MADE

*Game	5	Chris Boswell vs. SMU	N 17, 2012
Season	23	Chris Boswell	2012
Career	51	Chris Boswell	2010-

### FIELD GOALS ATTEMPTED

Season	27	Mark Williams	1972
Career	67	Chris Boswell	2010-

### FIELD GOAL PERCENTAGE

Season	88.9 (8-9)	Derek Crabtree	1999
Career	81.8 (27-33)	Derek Crabtree	1998-01

### LONGEST FIELD GOAL

Game	57	James Hamrick at Texas Tech	O 19, 1985
		Chris Boswell at La Tech	S 15, 2012

### PATs MADE

Game	11	Clark Fangmeier vs. UNT	S 27, 2008
Season	73	Clark Fangmeier	2008
Career	179	Clark Fangmeier	2006-09

### PATs ATTEMPTED

Season	73	Clark Fangmeier	2008
Career	181	Clark Fangmeier	2006-09

## PUNTING

### ATTEMPTED

*Game	12	Bobby Schrader vs. Houston	D 2, 1989
Season	86	Steve Gleaves	1977
Career	287	Dale Walters	1980-83

### YARDS

Season	3,452	Dale Walters	1983
Career	11,242	Dale Walters	1980-83

### AVERAGE

Game	52.4	Jared Scruggs vs. Tulsa	N 8, 2003
Season	45.98	Kyle Martens	2010
Career	43.0	Kyle Martens	2008-11

### LONGEST PUNT

Game	84	Dale Walters vs. Arkansas	O 31, 1981
------	----	---------------------------	------------

## RETURNS

### KICKOFF RETURNS

Game	11	Trevor Cobb vs. Houston
		D 2, 1989
Season	41	Ja'Corey Shepherd 2008
Career	109	Michael Perry 1995-98

### KICKOFF RETURN YARDS

Game	261	Charles Ross at Tulane
		N 13, 2010
Season	885	Ja'Corey Shepherd 2008
Career	2,366	Michael Perry 1995-98

### LONGEST KICKOFF RETURN

*Game	99	James Sykes vs. Montana
		O 22, 1973

### PUNT RETURNS

Game	8	Horton Nesrsta at UCLA
		O 11, 1952
		Mario Hull vs. Memphis
		O 8, 2011

Season	44	Horton Nesrsta 1952
Career	81	Huey Keeney 1945-48

### PUNT RETURN YARDS

Game	142	Rex Procter vs. New Mexico
		O 8, 1949
Season	536	Horton Nesrsta 1952
Career	893	Horton Nesrsta 1951-53

### LONGEST PUNT RETURN

Game	92	Fred Jacobs vs. TCU
		N 21, 1942

## DEFENSE

### TACKLES

Season	196	Robert Williamson 1980
Career	367	O.J. Brigance 1987-90

### SACKS

Season	12	Brandon Green 2001
Career	24	Brandon Green 1999-02
		Scott Solomon 2007-11

### TACKLES FOR LOSS (INCLUDING SACKS)

Season	21	Brandon Green 2001
Career	46	Larry Izzo 1992-95

### INTERCEPTIONS

*Game	3	Dan Dawson vs. Hawai'i
		O 21, 2000
Season	7	Dan Dawson 7
Career	15	Bruce Henley 1971-73

### INTERCEPTION RETURN YARDS

Game	113	Dan Dawson vs. SMU
		N 4, 2000
Season	206	Dan Dawson 2000
Career	352	Dan Dawson 1998-01

\*Denotes last time.

## TEAM OFFENSIVE RECORDS

### POINTS

Game	146	vs. SMU	N 17, 1916
Season	537		2008

### PLAYS

Game	104	vs. Tulsa	N 24, 2007
Season	1026		2012

### TOTAL OFFENSE YARDAGE

Game	733	at La Tech	N 27, 2003
Season	6,122		2008

### FIRST DOWNS

Game	38	vs. Tulsa	N 24, 2007
Season	337		2008

### MOST RUSHING ATTEMPTS

Game	89	at La Tech	N 27, 2003
Season	752		2001

### FEWEST RUSHING ATTEMPTS

Game	12	vs. Baylor	N 13, 1976
Season	305		1976

### NET RUSHING YARDS

Game	672	at La Tech	N 27, 2003
Season	3,800		2003

### YARDS PER CARRY (ATT/Yds)

Game	8.3	at New Mexico	O 5, 2006
		(58/481)	
Season	5.5 (687/3800)		2003

### PASSING COMPLETIONS

Game	40	vs. Tulsa	N 24, 2007
Season	339		2008

### PASSING ATTEMPTS

Game	66	vs. Tulsa	N 24, 2007
Season	526		2007

### NET PASSING YARDS

Game	541	vs. Tulsa	N 24, 2007
Season	4,254		2008

### TOUCHDOWN PASSES

*Game	6	vs. Houston	N 29, 2008
Season	48		2008



**FEWEST TURNOVERS (FUMBLES/INTs)**

Season	14 (9/5)	2006
--------	----------	------

**FEWEST FUMBLES LOST**

*Season	7	2006
---------	---	------

**MOST FUMBLES**

Game	9	vs. Pittsburgh	N 3, 1951
Season	46		1951

**MOST FUMBLES LOST**

Game	7	vs. Pittsburgh	N 3, 1951
Season	27		1951

**MOST INTERCEPTIONS**

*Game	6	at Texas A&M	O 23, 1982
Season	31		1977

**FEWEST INTERCEPTIONS**

Season	2		1998
--------	---	--	------

**MOST PENALTIES**

Game	16	at Texas Tech	O 17, 1981
Season	81		1984

**MOST PENALTY YARDS**

Game	146	vs. Baylor	N 17, 1984
Season	720		1987

**FEWEST PENALTY YARDS**

Season	258		1961
--------	-----	--	------

**CONSECUTIVE VICTORIES**

Overall	12		1949-50
C-USA	7		2006-07

**CONSECUTIVE LOSSES**

Overall	18		1987-88
C-USA	5		2005

**TEAM DEFENSIVE RECORDS****FEWEST POINTS ALLOWED**

*Game	0	vs. UNLV	S 2, 1995
Season	62	(Since 1937)	1946

**MOST POINTS ALLOWED**

Game	81	at Austin College	N 28, 1912
Season	517		2009

**TOTAL DEFENSE (FEWEST YARDS)**

Game	81	vs. Southwestern	O 5, 1946
Season	1,670		1946

**TOTAL DEFENSE (MOST YARDS)**

Game	777	at Houston	N 28, 1992
Season	6,130		2007

**FEWEST RUSHING YARDS**

Game	0	vs. Tulane	N 3, 2012
Season	1,264		1953

**MOST RUSHING YARDS**

Game	526	at Texas A&M	O 23, 1976
Season	3,644		1978

**FEWEST PASSING YARDS**

*Game	0	vs. SMU	O 20, 1973
Season	637		1946

**MOST PASSING YARDS**

Game	654	at Houston	N 28, 1992
Season	3,749		2007

**MOST TOUCHDOWN PASSES**

Game	9	at Houston	O 27, 2011
Season	37		2007

**MOST INTERCEPTIONS**

Game	9	vs. Sam Houston	O 4, 1941
Season	24		1953

**MOST FUMBLES FORCED**

Game	11	vs. Arkansas	N 5, 1949
Season	42		1978

**MOST FUMBLES RECOVERED**

*Game	6	vs. TCU	N 25, 1950
Season	33		1978

**FEWEST FUMBLES RECOVERED**

Season	5		2005
--------	---	--	------

\*Denotes last time.

# TEAM PERFORMANCE LISTS

## POINTS

### SEASON

1	537	2008
2	414	2012
3	377	2007
4	350	1916
	350	2006
6	344	2010
7	343	2003
8	333	2001
9	306	1997
10	296	1996

### GAME

1	146	vs. SMU	N 17, 1916
2	77	vs. North Texas	S 27, 2008
3	63	at San Jose State	O 2, 2004
4	62	ECU	2010
5	59	vs. Tulsa	N 10, 2001
6	57	vs. Galveston AAF	S 23, 1944
7	56	vs. 6 Opponents	
		Last: Houston	N 29, 2008

## TOTAL OFFENSE

### Total Offense | Plays

#### SEASON

1	1026	2012
2	965	2008
2	946	2001
4	909	2007
5	873	2006
6	859	2009
7	854	2010
8	853	1987
9	851	2011
10	824	2004

### GAME

1	104	vs. Tulsa	N 24, 2007
2	100	at San Jose State	O 2, 2004
3	98	vs. Texas Tech	O 15, 1988
4	94	at La. Tech	N 27, 2003
5	93	5 times, last vs. Marshall	
			S 22, 2012

### Total Offense | Yards

#### SEASON

1	6,122	2008
2	5,556	2012
3	4,848	2007
4	4,843	2001
5	4,486	2006
6	4,764	2003
7	4,504	2010
8	4,272	1976
9	4,245	1997
10	4,235	1987

### GAME

1	733	at Louisiana Tech	N 27, 2003
2	700	vs. Tulsa	N 24, 2007
3	671	vs. UTEP	N 5, 2011
4	653	vs. Tulsa	N 10, 2001
5	647	vs. Marshall	S 22, 2012

## FIRST DOWNS

### SEASON

1	337	2008
2	306	2012
3	279	2007
4	260	2001
5	254	2006
6	247	2003
7	241	1987
8	238	2004
9	236	2010
10	235	1997

### GAME

1	38	vs. Tulsa	N 24, 2007
2	35	at Louisiana Tech	N 27, 2003
	35	vs. Marshall	S 22, 2012
4	33	at San Jose State	O 2, 2004
5	32	vs. Texas Tech	O 15, 1988
	32	at Northwestern	S 20, 1997

## RUSHING

### Rushing Attempts

#### SEASON

1	752	2001
2	690	1997
3	688	2004
4	687	2003
5	657	1996
6	655	1999
7	634	1998
8	626	2000
9	625	2012
10	614	1994

### GAME

1	89	at Louisiana Tech	N 27, 2003
2	85	at San Jose State	O 2, 2004
3	82	vs. Boise State	O 6, 2001
4	81	vs. San Jose State	O 16, 1999
5	77	at Northwestern	S 20, 1997
	77	vs. SMU	O 9, 2004

## Rushing Yards SEASON

1	3,800	2003
2	3,660	1997
3	3,375	2001
4	3,372	2004
5	3,359	1996
6	2,835	1999
7	2,829	1998
8	2,735	1953
9	2,725	2002
10	2,634	1994

## GAME

1	672	at Louisiana Tech	N 27, 2003
2	570	at San Jose State	O 2, 2004
3	505	vs. Arkansas	N 7, 1953
4	498	vs. Tulsa	N 10, 2001
5	496	vs. Utah	N 2, 1996
	496	vs. SMU	O 9, 2004

## Yards Per Carry SEASON (ATT/YDS)

1	5.5 (687/3800)	2003
2	5.30 (690/3660)	1997
3	5.27 (637/3359)	1996
4	5.0 (538/2735)	1953
5	4.9 (688/3372)	2004
6	4.496 (606/2725)	2002
7	4.488 (752/3375)	2001
8	4.462 (634/2829)	1998
9	4.457 (475/2117)	1987
10	4.4 (559/2447)	1995

## GAME (ATT/YDS)

1	8.3	at New Mexico	O 5, 1996 (58/481)
2	7.5	at Louisiana Tech	N 27, 2003 (89/672)
3	7.3	vs. Nevada	N 1, 2003 (53/387)
4	7.1	vs. Utah	N 2, 1996 (70/496)
5	7.0	vs. UTEP	N 22, 2003 (64/450)

## Fewest Rushing Attempts SEASON

1	305	1976
---	-----	------

## GAME

1	12	vs. Baylor	N 13, 1976
---	----	------------	------------

# PASSING

## Pass Completions SEASON

1	339	2008
2	311	2007
3	270	1976
4	248	2006
	248	2009
6	236	2012
7	222	2011
8	218	2010
9	216	1989
10	198	1978

## GAME

1	40	vs. Tulsa	N 24, 2007
2	35	vs. Troy	D 23, 2006
	35	vs. UTEP	N 3, 2007
	35	vs. Tulane	N 17, 2007
5	34	vs. Texas	O 2, 1976
	34	vs. Arkansas	N 4, 1989

## Passing Attempts SEASON

1	526	2007
2	516	2008
3	504	1976
4	435	2006
5	417	1984
6	408	1977
7	405	1989
8	401	2012
9	384	2011
10	378	1987

## GAME

1	66	vs. Tulsa	N 24, 2007
2	61	at Texas A&M	O 23, 1976
3	58	vs. UTEP	N 3, 2007
4	57	vs. Texas	O 2, 1976

## Net Passing Yards

SEASON		
1	4,254	2008
2	3,517	2007
3	3,357	1976
4	2,933	2012
5	2,783	2006
6	2,581	2010
7	2,550	1984
8	2,466	1989
9	2,361	2011
10	2,344	2009

GAME			
1	541	vs. Tulsa	N 24, 2007

## Touchdown Passes

SEASON		
1	48	2008
2	29	2006
	29	2007
4	21	1976
	21	1981
5	20	2010

GAME			
1	6	vs. UTEP	N 3, 2007
	6	vs. SMU	A 29, 2008
	6	vs. North Texas	S 27, 2008
	6	vs. Southern Miss	O 18, 2008
	6	vs. Houston	N 29, 2008
6	5	at Army	S 30, 1960
	5	at UTEP	N 1, 2008

## INTERCEPTIONS

### Most Interceptions

SEASON		
1	31	1977
2	30	1971
3	28	1986
4	27	1979
5	25	1962

GAME			
1	6	vs. Houston	N 28, 1981
	6	at Texas A&M	O 23, 1982

## Fewest Interceptions

SEASON		
1	2	1998
2	3	2000
3	5	1996
		1999
		2012
5	6	2001

### Fewest INTs Per Attempt

SEASON	RATIO (INT/ATT)	
1	.0125 (5/401)	2012
2	.0135 (7/516)	2008
3	.0182 (7/384)	2011
4	.0193 (3/155)	2000
5	.0194 (2/103)	1998
6	.0270 (7/261)	1993
7	.0310 (6/194)	2001

## TURNOVERS

### Fewest Turnovers

SEASON	TOTAL (FUMBLES/INTs)	
1	14 (9/5)	1996
	14 (12/2)	1998
	14 (8/6)	2001

4	17 (10/7)	1997
5	16 (7/9)	2008
6	18 (7/11)	1960
	18 (13/5)	1999
	18 (15/3)	2000

### Fewest Fumbles Lost

SEASON		
1	7	1960
	7	2006
3	8	1992
	8	2001

### Most Fumbles

SEASON		
1	46	1951
2	39	1971

GAME			
1	9	vs. Pittsburgh	N 3, 1951
2	8	vs. Cincinnati	S 21, 1974
	8	at Houston	S 4, 1999
4	7	at SMU	N 5, 1983

## Most Fumbles Lost

SEASON		
1	27	1951
2	25	1978

### GAME

1	7	vs. Pittsburgh	N 3, 1951
2	6	vs. Cincinnati	S 21, 1974
3	5	vs. Texas Tech	O 18, 1980
	5	vs. Texas A&M	O 23, 1993
	5	at Houston	S 4, 1999

## PENALTIES

### Most Penalties

SEASON		
1	81	1984
	81	1988
3	78	1987

### GAME

1	16	at Texas Tech	O 17, 1981
2	13	at TCU	O 9, 1976
	13	vs. Baylor	N 17, 1984
	13	at UL-Lafayette	S 24, 1988

## Most Penalty Yards

### SEASON

1	720	1987
2	703	1984
3	679	1986

### GAME

1	146	vs. Baylor	N 17, 1984
2	144	at TCU	O 9, 1976
3	128	at Texas Tech	O 17, 1981

## Fewest Penalty Yards

### SEASON

1	258	1961
2	264	1965
3	292	1966

## FIELD GOALS

## Most Field Goals

### SEASON

1	23	2012
2	17	1985

### GAME

1	5	vs. SMU	N 17, 2012
---	---	---------	------------

## PUNTS

## Fewest Punts

### SEASON

1	40	2004
2	42	1960
3	45	1997

### GAME

1	0	vs. San Jose State	O 16, 1999
2	1	at TCU	O 9, 1982

## Most Punts

### SEASON

1	89	1951
2	87	1977
3	86	1973

### GAME

1	12	at TCU	N 24, 1951
	12	vs. LSU	O 4, 1952
	12	vs. LSU	S 27, 1969
	12	at Texas	O 25, 1969
	12	at TCU	O 9, 1976
	12	vs. Houston	D 2, 1989

## RETURNS

## Most Punt Returns

### SEASON

1	53	1953
---	----	------

### GAME

1	9	at UCLA	O 11, 1952
---	---	---------	------------

## Most Punt Return Yards

### SEASON

1	604	1946
---	-----	------

### GAME

1	164	vs. Southwestern	O 5, 1946
---	-----	------------------	-----------

## Most Kickoff Returns

### SEASON

1	77	2009
	77	2010
3	70	1987
4	67	2007
5	58	2006

### GAME

1	11	vs. Houston	D 2, 1989
	11	at Houston	N 28, 1992

## Most Kickoff Return Yards

### SEASON

1	1,723	2010
2	1,653	2009
3	1,278	1987
5	1,223	2007
5	1,182	1986
	1,182	2008

### GAME

1	344	at Tulane	N 13, 2010
2	223	vs. Navy	O 8, 2009
2	221	vs. Baylor	N 17, 1984
3	215	at UAB	S 5, 2009
4	211	at San Jose State	O 2, 2004

## STREAKS

### OVERALL WIN STREAK

1	12	1949-50
2	8	1916-17
3	7	1919-20
	7	1934
	7	1953-54
	7	2008

### SWC WINS

1	10	1948-49
---	----	---------

### WAC WINS

1	5	1999
	5	2004

### C-USA WINS

1	7	2006-07
2	5	2008

### OVERALL LOSSES

1	18	1987-88
2	15	1981-83
3	14	2004

### SWC LOSSES

1	26	1981-85
---	----	---------

### WAC LOSSES

1	6	1999-2000
---	---	-----------

### C-USA LOSSES

1	5	2005
	5	2009

## SCORING ALLOWED

### Fewest Points Allowed

SEASON		
1	14	1913
2	28	1920
3	42	1917
4	44	1934
5	53	1916

### SEASON SINCE 1937

1	62	1946
2	72	1960
3	73	1940
4	74	1942
	74	1947

### GAME

Rice has recorded 125 shutouts in its football history, the last coming on Sept. 2, 1995, against UNLV (38-0). Through the 2012 regular season, the Owls have not shut out an opponent in 222 games.

## TEAM PERFORMANCE LIST | DEFENSE & OPPONENT RECORDS

### Most Points Allowed

SEASON		
1	517	2009
2	515	2007
3	462	2010
4	458	1977
5	447	2005
6	433	2008
7	432	2006
8	427	1987
9	418	1979
10	417	1976

### GAME

1	81	at Austin College	N 28, 1912
2	77	at LSU	S 24, 1977
3	72	at Texas	O 1, 1977
4	73	at Houston	N 28, 2009
		at Houston	O 27, 2011
6	70	at Ohio State	S 7, 1996
	70	at San Jose State	O 2, 2004
8	66	at Oklahoma	S 23, 1978
9	64	vs. Houston	D 2, 1989
	64	at Tulsa	N 6, 2010

## TOTAL OFFENSE

### Fewest Plays Allowed

SEASON		
1	528	1948
2	548	1960

### GAME

1	42	vs. Southwestern	O 5, 1946
2	43	at Houston	S 4, 1999

### Most Plays Allowed

SEASON		
1	939	2007
	939	2008
3	910	1977
4	898	1976
5	884	2012

### GAME

1	107	vs. Arkansas	O 31, 1981
2	103	vs. Baylor	N 13, 1976

### Fewest Yards Allowed

SEASON		
1	1,670	1946

### GAME

1	81	vs. Southwestern	O 5, 1946
---	----	------------------	-----------

### Most Yards Allowed

SEASON		
1	6,130	2007
2	5,879	2008
3	5,568	2009
4	5,545	2011
5	5,537	2012

### GAME

1	777	at Houston	N 28, 1992
2	748	at Houston	O 13, 1907
3	692	at Texas	S 26, 1998
4	685	at Houston	D 2, 1978
5	684	at Houston	N 28, 2009

## FIRST DOWNS

### Fewest First Downs

SEASON		
1	88	1948
2	117	1960
3	126	1963

### GAME

1	0	vs. Austin College	O 19, 1917
2	4	vs. Southwestern	O 5, 1946
	4	vs. Sam Houston St.	S 25, 1948

### Most First Downs

SEASON		
1	307	2008
2	289	2007
3	283	1978
4	273	2009
5	272	2003
6	271	1979
7	267	2010

GAME			
1	35	vs. Houston	D 1, 1979
	35	at Houston	N 28, 1992
3	34	vs. Arkansas	O 31, 1981

## RUSHING

### Fewest Rushing Attempts

SEASON			
1	351		1999
2	357		1941
3	385		1960

GAME			
1	11	vs. Houston	N 16, 1991
2.	13	vs. Hawai'i	S 18, 2004
3.	15	at Hawai'i	O 9, 1999

### Most Rushing Attempts

SEASON			
1	701		1977
2	696		1979
3	692		1976
4	668		1974
5	667		1973
	667		1978

GAME			
1	86	vs. Houston	D 1, 1979
2	81	vs. Arkansas	O 31, 1981
	81	at Texas	O 23, 1971
4	80	vs. SMU	O 20, 1973
	80	vs. Navy	O 10, 2009

### Fewest Rushing Yards

SEASON			
1	1,264		1953
2	1,288		1964
3	1,317		1960
4	1,323		1994
5	1,373		1999

GAME			
1	3	vs. Houston	N 16, 1991
2	5	vs. TCU	N 22, 1952
3	7	vs. Texas Tech	N 2, 1946
	7	at Houston	S 1, 2001
	7	vs. Hawai'i	S 18, 2004

### Most Rushing Yards

SEASON			
1	3,644		1978
2	3,627		1976
3	3,618		1977

GAME			
1	526	at Texas A&M	O 23, 1976
2	520	vs. Houston	D 1, 1979
3	497	vs. Texas	O 26, 1974

## PASSING

### Fewest Pass Completions

SEASON			
1	46		1956
2	48		1940
3	54		1957

GAME			
1	0	vs. Alabama	S 24, 1955
	0	vs. SMU	O 20, 1973

### Most Pass Completions

SEASON			
1	271		2008
2	257		2010
3	254		2007
4	245		2001
5	240		2009
6	235		1992

GAME			
1	49	at Houston	N 28, 1992
2	43	vs. Houston	D 2, 1989
3	42	at Houston	N 26, 1988
	42	at Hawai'i	S 27, 2003
5	40	vs. SMU	N 10, 1990
	40	at Texas Tech	S 12, 2009

### Most Pass Attempts

SEASON			
1	478		2008
2	438		2007
3	427		2001
4	417		2010
5	407		1992

GAME			
1	76	at Houston	N 28, 1992
2	70	at Hawai'i	S 27, 2003
3	64	vs. Hawai'i	N 16, 2002
4	63	vs. Houston	D 2, 1989
	63	at Texas Tech	S 12, 2009
6	62	vs. SMU	N 10, 1990
	62	vs. Southern Miss	O 18, 2008

### Fewest Passing Yards

SEASON			
1	637		1946
2	670		1957
3	770		1956

GAME			
1	0	vs. Alabama	S 24, 1955
	0	vs. SMU	O 20, 1973
3	2	at Texas A&M	N 16, 1974

### Most Passing Yards

SEASON			
1	3,749		2007
2	3,644		2010
3	3,503		2008
4	3,346		2001
5	3,344		2011

GAME			
1	654	at Houston	N 28, 1992
2	534	at Houston	O 27, 2011
3	525	at Houston	N 26, 1988

4	508	at Texas Tech	S 12, 2009
5	494	vs. Houston	N 29, 2008

## Most Touchdown Passes

SEASON		
1	37	2007
2	34	2008
	34	2010
4	32	2011
5	28	2006
	28	2009

GAME			
1	9	at Houston	O 26, 2011
2	8	at Texas Tech	S 12, 2009
2	7	at Houston	N 28, 1992
3	6	vs. Texas A&M	O 24, 1981
	6	at Texas A&M	O 23, 1982
	6	at Houston	N 26, 1988
	6	vs. Houston	N 16, 1991
	6	at San Jose State	O 2, 2004
	6	at Baylor	S 8, 2007
	6	vs. Texas Tech	S 15, 2007

## INTERCEPTIONS

### Most Interceptions

SEASON		
1	24	1953
2	20	1958
3	19	1970

GAME			
1	9	vs. Sam Houston St.	O 4, 1941

### Fewest Interceptions

SEASON		
1	3	1988
2	5	1979
	5	1994

## FUMBLES

### Most Fumbles Forced

SEASON		
1	42	1978
2	41	1972
	41	1977

GAME			
1	11	vs. Arkansas	N 5, 1949
2	10	vs. Baylor	N 29, 1975
	10	vs. Texas Tech	O 18, 1980

### Fewest Fumbles Forced

SEASON		
1	11	2005
2	13	2000
3	14	1997

### Most Fumbles Recovered

SEASON		
1	33	1978
2	22	1949
	22	1951
	22	1954

GAME			
1	6	vs. TCU	N 25, 1950
	6	vs. LSU	O 4, 1952
	6	vs. LSU	S 28, 1974
	6	vs. Northwestern S	14, 1991

## OPPONENT RECORDS

### Most Penalties

SEASON		
1	110	2006
2	97	1983
3	96	1981

GAME			
1	22	vs. TCU	O 8, 1977
2	19	vs. Texas	S 16, 2006
3	17	vs. Texas	S 16, 1978
	17	at Texas A&M	O 27, 1984

### Fewest Penalties

SEASON		
1	43	1961
	43	1966
	43	1968

### Most Penalty Yards

SEASON		
1	940	1981
	940	1983
3	880	2007

GAME			
1	183	vs. Texas Tech	S 15, 2007
2	181	vs. Houston	N 28, 1992
3	174	vs. TCU	O 8, 1977

### Fewest Penalty Yards

SEASON		
1	392	1966
2	400	1961
3	410	1963

### Most Field Goals

GAME			
1	5	vs. Tulane	S 10, 1994
	5	vs. Nevada	O 20, 2001

### Most Punts

SEASON		
1	102	1941

GAME			
1	14	at Arkansas	N 9, 1946
	14	vs. Texas Tech	S 27, 1952



## Fewest Punts

### SEASON

1	28	1978
---	----	------

### GAME

1	0	vs. Houston	D 1, 1979
	0	vs. Texas	O 1, 1988

## Lowest Punting Average

### SEASON

1	33.9	1954
2	34.5	1955
3	35.6	1970

### GAME

1	0.0	at Texas	O 2, 1993
2	14.0	at Tulsa	O 4, 1997
3	19.8	at Baylor	N 12, 1983

## Highest Punting Average

### SEASON

1	44.4	1985
2	43.2	1977
3	42.4	2012
4	42.1	2011

5	41.8	1984
	41.8	2008

### GAME

1	57.0	vs. SMU	N 8, 1980
2	51.5	vs. Arkansas	O 31, 1981
3	51.2	vs. Arkansas	N 8, 1975
	51.2	at Air Force	S 21, 1985

## Fewest Punt Returns

### SEASON

1	14	2012
2	15	1962
	15	1966
4	16	1963
	16	1972
	16	2004

## Most Punt Returns

### SEASON

1	51	1985
2	49	1977
3	42	1971
	42	1983

### GAME

1	8	vs. Arkansas	N 3, 1979
2	7	at Texas Tech	O 19, 1985

## Fewest Punt Return Yards

### SEASON

1	48	2012
2	74	1980
2	102	1966
3	121	1993

## Most Punt Return Yards

### SEASON

1	710	1985
2	454	1976
3	437	1977

## Fewest Kickoff Returns

### SEASON

1	16	1974
	16	1983
3	20	1939
	20	1997

## Most Kickoff Returns

### SEASON

1	86	2008
2	52	2007
3	50	2003
	50	2006

## Fewest KO Return Yards

### SEASON

1	344	1983
2	406	1970
3	410	1980

## Most KO Return Yards

### SEASON

1	1,603	2008
2	1,103	2003
3	1,082	2007
4	996	2006

### GAME

1	222	vs. North Texas	S 27, 2008
2	194	vs. San Jose State	O 2, 2004
3	183	at UTEP	N 1, 2008
4	173	vs. SMU	A 29, 2008
5	168	vs. La.-Lafayette	S 11, 1982

**Rushing Attempts****CAREER**

1	Trevor Cobb (1989-92)	1,091
2	Chad Richardson (1996-99)	493
3	Chad Nelson (1994-97)	486
4	Chase Clement (2005-08)	470
5	Robbie Beck (2000-03)	443
6	Kyle Herm (2000-03)	439
7	John Coleman (1972-75)	436
8	Stahle Vincent (1969-71)	430
	Greg Henderson (2001-04)	430
10	Michael Perry (1995-98)	428

**SEASON**

1	Trevor Cobb (1991)	360
2	Trevor Cobb (1990)	283
3	Trevor Cobb (1992)	279
4	Stahle Vincent (1971)	243
5	Quinton Smith (2006)	211
6	Ed Bailey (2004)	208
7	Kyle Herm (2001)	205
8	Chad Richardson (1999)	203
9	Yoncy Edmonds (1993)	199
10	Kevin Trigg (1983)	198

**GAME**

1	Trevor Cobb vs. Iowa State (S 28, 1991)	42
2	Trevor Cobb at SMU (N 9, 1991)	41
3	Trevor Cobb vs. Houston (N 16, 1991)	40
4	Stahle Vincent vs. Baylor (N 27, 1971)	39
	Trevor Cobb at Arkansas (N 3, 1990)	39
6	Butch Robinson at Baylor (N 30, 1968)	38
	Trevor Cobb vs. Texas Tech (O 20, 1990)	38
8	Trevor Cobb at Tulane (S 21, 1991)	36

**Rushing Yards****CAREER (Minimum of 1,500 Yards)**

1	Trevor Cobb (1989-92)	4,948
2	Quinton Smith (2003-06)	2,505
3	Michael Perry (1995-96)	2,496
4	Chad Nelson (1994-97)	2,415
5	Robbie Beck (2000-03)	2,218
6	Kyle Herm (2000-03)	2,028
7	Chad Richardson (1996-99)	2,024
8	Greg Henderson (2001-04)	1,995
9	Kosse Johnson (1951-53)	1,917
10	Spencer George (1993-96)	1,790
11	Dicky Maegle (1952-54)	1,773
12	Ed Bailey (2001-04)	1,773
13	Chase Clement (2005-08)	1,741
14	Stahle Vincent (1969-71)	1,675

15	Yoncy Edmonds (1992-95)	1,647
16	Jamie Tyler (1998-2001)	1,642
17	Earl Cooper (1976-79)	1,583
18	Tyler Smith (2007-11)	1,573
19	John Coleman (1972-75)	1,548
20	Lorenzo Cyphers (1985-88)	1,506

**SEASON**

1	Trevor Cobb (1991)	1,692
2	Trevor Cobb (1992)	1,386
3	Trevor Cobb (1990)	1,325
4	Quinton Smith (2006)	1,096
5	Michael Perry (1997)	1,034
6	Ed Bailey (2004)	1,021
7	Chad Nelson (1997)	953
8	Stahle Vincent (1971)	945
9	Kosse Johnson (1953)	944
10	Yoncy Edmonds (1993)	941

**GAME (200 YARDS OR MORE)**

1	Dicky Maegle vs. Alabama (J 1, 1954)	265
2	Antonio Brinkley vs. Lamar (S 28, 1985)	244
3	Trevor Cobb vs. Iowa State (S 28, 1991)	240
4	Ed Bailey vs. Hawai'i (S 18, 2004)	234
5	Chad Richardson vs. Colorado St. (O 31, 1998)	224

6	Trevor Cobb vs. Sam Houston State (S 26, 1992)	223
7	Trevor Cobb at Tulane (S 21, 1991)	216
8	Larry Cardwell vs. TCU (N 21, 1970)	215
9	Trevor Cobb vs. SMU (O 10, 1992)	210
10	Trevor Cobb vs. Texas Tech (O 20, 1990)	203
	Trevor Cobb at SMU (N 9, 1991)	203

**Yards Per Carry****CAREER (Minimum 150 Attempts)**

1	Dicky Maegle (1952-54)	6.6
2	Todd Jones (1984-87)	6.2
3	Anthony Griffin (1997-2000)	5.9
3	Quinton Smith (2003-06)	5.9
5	Michael Perry (1995-98)	5.8
6	Leroy Bradley (1998-2001)	5.6
7	Benji Wood (1996-97)	5.3
8	Chad Nelson (1994-97)	5.2
9	Vincent Hawkins (1999-2002)	5.1
10	Robbie Beck (2000-03)	5.0

**SEASON (Minimum 75 Attempts)**

1	Dicky Maegle (1953)	7.31
2	Thomas Lott (2003)	7.29
3	Todd Jones (1987)	7.1

4	Michael Perry (1997)	6.4
	Quinton Smith (2005)	6.4
6	Dicky Maegle (1954)	6.29
7	Chad Nelson (1996)	6.26
8	Kyle Herm (2003)	5.9
9	Yoncy Edmonds (1995)	5.83
10	Spencer George (1996)	5.82

#### GAME (Minimum 8 Attempts)

1	Dicky Maegle vs. Alabama (J 1, 1954)	24.1
2	Vincent Hawkins vs. Tulsa (N 10, 2001)	14.4
3	Chad Nelson vs. SMU (O 19, 1996)	14.1
4	Byron Coston at Iowa State (S 24, 1994)	14.0
5	Benji Wood at Tulane (S 13, 1997)	13.6
6	Tyler Smith at Houston (O 27, 2011)	13.1

### Most 100-Yard Games

#### CAREER

1	Trevor Cobb (1989-92)	24
---	-----------------------	----

#### SEASON

1	Trevor Cobb (1991)	9
2	Trevor Cobb (1992)	8
3	Trevor Cobb (1990)	6

4	Yoncy Edmonds (1993)	5
	Michael Perry (1997)	5
	Ed Bailey (2004)	5
	Quinton Smith (2005)	5
	Quinton Smith (2006)	5

#### CONSECUTIVE

1	Trevor Cobb (1991)	6
2	Trevor Cobb (1992)	5
3	Trevor Cobb (1990)	4

### Most 200-Yard Games

#### SEASON

1	Trevor Cobb (1991)	3
2	Trevor Cobb (1992)	2

#### CONSECUTIVE

1	Trevor Cobb (1991)	2
---	--------------------	---

#### CAREER

1	Trevor Cobb (1989-92)	6
---	-----------------------	---

### Longest Runs

1	Tyler Smith at Houston (O 27, 2011)	97
2	(*)Dicky Maegle vs. Alabama (J 1, 1954)	95
	Kyle Herm vs. Nevada (N 1, 2003)	95
3	King Hill at TCU (N 23, 1957)	93
4	Bob Nemir vs. Southwestern (O 6, 1945)	88
5	Byron Coston at Iowa State (S24, 1994)	87
6	Marcus Rucker at San Jose State (O 2, 2004)	86
7	George Walmsley at Arkansas (N 11, 1944)	85

(\*) - This is the famous bench tackle in which Maegle was awarded distance to goal and a touchdown.

### Rushing Touchdowns

#### CAREER

1	Trevor Cobb (1989-92)	38
---	-----------------------	----

#### SEASON

1	Trevor Cobb (1991)	14
2	Ed Bailey (2004)	12
	Chase Clement (2008)	12
3	Dicky Maegle (1954)	11
	Trevor Cobb (1992)	11
	Chad Nelson (1996)	11
	Chad Richardson (1999)	11
	Chad Richardson (1999)	11
	Kyle Herm (2001)	11
	Taylor McHargue (2012)	11
8	Trevor Cobb (1990)	10
	Michael Perry (1997)	10
	Quinton Smith (2006)	10

#### GAME

1	Dicky Maegle vs. Cornell (O 2, 1954)	4
	Butch Blume at Texas Tech (N 4, 1961)	4
	Lester Lehman vs. Baylor (D 2, 1967)	4
	Donald Hollas vs. Texas Tech (O 20, 1990)	4
	Benji Wood at Tulane (S 13, 1997)	4
	Robbie Beck at Fresno State (O 25, 2003)	4
	Ed Bailey vs. SMU (O 9, 2004)	4
	Jeremy Eddington vs. ECU (N 20, 2010)	4

**Attempts****CAREER**

1	Chase Clement (2005-08)	1,387
2	Randy Hertel (1977-80)	1,121
3	Tommy Kramer (1973-76)	1,036
4	Mark Comalander (1984-87)	753
5	Nick Fanuzzi (2009-11)	704
6	Quentis Roper (1985-88)	643
7	Donald Hollas (1987-90)	606
8	Bruce Gadd (1970-72)	580
9	Taylor McHargue (2010- )	557
10	Josh LaRocca (1991-95)	450

**SEASON**

1	Chase Clement (2007)	508
2	Tommy Kramer (1976)	501
3	Chase Clement (2008)	490
4	Randy Hertel (1977)	356
5	Taylor McHargue (2012)	325
6	Bruce Gadd (1972)	322
7	Randy Hertel (1979)	294
8	Randy Hertel (1978)	279
9	Donald Hollas (1989)	276

**GAME**

1	Chase Clement vs. Tulsa (N 24, 2007)	66
---	--------------------------------------	----

2	Tommy Kramer at Texas A&M (O 23, 1976)	60
3	Tommy Kramer vs. Texas (O 2, 1976)	57
4	Randy Hertel vs. Houston (N 26, 1977)	52
5	Tommy Kramer vs. Houston (N 27, 1976)	51
	Randy Hertel at Houston (D 2, 1978)	51
7	Mark Comalander vs. (N 28, 1987)	50

**Completions****CAREER**

1	Chase Clement (2005-08)	832
2	Randy Hertel (1977-80)	561
3	Tommy Kramer (1973-76)	507
4	Nick Fanuzzi (2009- 11)	425
5	Mark Comalander (1984-87)	391
6	Donald Hollas (1987-90)	343
7	Taylor McHargue (2010- )	327
8	Quentis Roper (1985-88)	301
9	Bruce Gadd (1970-72)	287
10	Josh LaRocca (1991-95)	230

**SEASON**

1	Chase Clement (2008)	326
2	Chase Clement (2007)	300
3	Tommy Kramer (1976)	269
4	Taylor McHargue (2012)	194
5	Bruce Gadd (1972)	170
6	Nick Fanuzzi (2009)	162

7	Randy Hertel (1977)	156
	Donald Hollas (1989)	156
9	Chase Clement (2006)	153
10	Donald Hollas (1990)	151
	Nick Fanuzzi (2010)	151

**GAME**

1	Chase Clement vs. Tulsa (N 24, 2007)	40
2	Joel Armstrong vs. Troy (D 23, 2006)	35
	Chase Clement at SMU (N 10, 2007)	35
4	Tommy Kramer vs. Texas (O 2, 1976)	34
	Chase Clement vs. Tulane (N 17, 2007)	34
6	Bruce Gadd vs. Clemson (S 23, 1972)	31
7	Chase Clement vs. Southern Miss (O18, 2008)	30
	Chase Clement vs. Western Mich. (D 30, 2008)	30
	Nick Fanuzzi vs. UTEP (N 5, 2011)	30
9	Tommy Kramer vs. SMU (N 6, 1976)	29
	Tommy Kramer at Florida (N 20, 1976)	29
	Chase Clement at Army (S 30, 2006)	29
	Nick Fanuzzi at SMU (N 7, 2009)	29

**Yards****CAREER (Minimum 2,000 Yards)**

1	Chase Clement (2005-08)	9,785
2	Tommy Kramer (1973-76)	6,197
3	Randy Hertel (1977-80)	6,161
4	Mark Comalander (1984-87)	4,810

5	Nick Fanuzzi (2009-11)	4,402
6	Donald Hollas (1987-90)	4,039
7	Quentis Roper (1985-88)	3,895
8	Taylor McHargue (2010- )	3,772
9	Bruce Gadd (1970-72)	3,454
10	Bert Emmanuel (1992-93)	3,079

**SEASON**

1	Chase Clement (2008)	4,119
2	Chase Clement (2007)	3,377
3	Tommy Kramer (1976)	3,317
4	Taylor McHargue (2012)	2,209
5	Bruce Gadd (1972)	2,064
6	Donald Hollas (1989)	1,815
7	Donald Hollas (1990)	1,808
8	Chase Clement (2006)	1,707
9	Nick Fanuzzi (2010)	1,681
10	Randy Hertel (1978)	1,677

**GAME**

1	Chase Clement vs. Tulsa (N 24, 2007)	541
2	Chase Clement vs. Southern Miss (O 18, 2008)	444
3	Tommy Kramer vs. Houston (N 27, 1976)	409
4	Nick Fanuzzi vs. UTEP (N 5, 2011)	405
5	Tommy Kramer vs. Texas (O 2, 1976)	397
6	Chase Clement vs. UTEP (N 3, 2007)	395
7	Tommy Kramer vs. SMU (N 6, 1976)	386

8	Chase Clement vs. Army (N 8, 2008)	384
9	Chase Clement vs. Houston (N 29, 2008)	381
10	Tommy Kramer at Texas A&M (O 23, 1976)	376

## Completion Percentage

### CAREER (Minimum 100 Attempts)

1	Nick Fanuzzi (2009-11 )	60.3
2	Chase Clement (2005-08)	60.0
3	Taylor McHargue (2010- )	58.7
4	Donald Hollas (1987-90)	56.6
5	Frank Ryan (1955-57)	56.2
6	Bert Emanuel (1992-93)	55.2
7	King Hill (1955-57)	52.0
8	Mark Comalander (1984-87)	51.9
9	Josh LaRocca (1991-95)	51.1
10	Kyle Herm (2000-03)	50.2
11	Randy Hertel (1977-80)	50.0

### SEASON (Minimum 75 Attempts)

1	Chase Clement (2008)	66.5
2	Nick Fanuzzi (2010)	62.7
3	Nick Fanuzzi (2009)	60.0
4.	Taylor McHargue (2012)	59.7
5	Chase Clement (2007)	59.1
6	Joel Armstrong (2006)	58.6
7	Bert Emanuel (1993)	57.8

8	Chase Clement (2006)	57.7
9	Donald Hollas (1990)	57.0
10	Donald Hollas (1989)	56.5
11	Billy Cox (1960)	56.3

### GAME (Minimum 10 Attempts)

1	Josh LaRocca vs. Baylor (N 12,1994)	91.7
		(11-12)

## Touchdowns

### CAREER

1	Chase Clement (2005-08)	99
2	Randy Hertel (1977-80)	38
3	Tommy Kramer (1973-76)	37
4	Mark Comalander (1984-87)	27
5	Michael Calhoun (1981-82)	26
	Taylor McHargue (2010- )	26
7	Quentis Roper (1985-88)	23
	Josh LaRocca (1991-95)	23
9	Nick Fanuzzi (2009-11)	22
10	Tobin Rote (1946-49)	18
	Bruce Gadd (1970-72)	18

### SEASON

1	Chase Clement (2008)	44
2	Chase Clement (2007)	29

3	Michael Calhoun (1981)	21
4	Tommy Kramer (1976)	21
5	Chase Clement (2006)	21
6	Randy Hertel (1978)	12
	Bert Emanuel (1993)	12
	Taylor McHargue (2012)	12
9	Virgil Eikenberg (1946)	11
	Dan Drake (1951)	11
	Bruce Gadd (1972)	11
	Bert Emanuel (1992)	11
	Nick Fanuzzi (2009)	11
	Nick Fanuzzi (2010)	11

### GAME

1	Chase Clement vs. UTEP (N 3, 2007)	6
	Chase Clement vs. SMU (A 29, 2008)	6
	Chase Clement vs. Southern Miss (O 18, 2008)	6
4	Chase Clement at Army (S 30, 2006)	5
	Chase Clement vs. UTEP (N 1, 2008)	5
	Chase Clement vs. Houston (N 29, 2008)	5
7	Vernon Glass vs. Santa Clara (S 30, 1950)	4
	Tommy Kramer vs. Utah (S 18, 1976)	4
	Michael Calhoun vs. TCU (O 10, 1981)	4
	Michael Calhoun at Texas Tech (O 17, 1981)	4
	Michael Calhoun vs. Texas A&M (O 24, 1981)	4
	Chase Clement vs. Marshall (N 22, 2008)	4

## Interceptions

### CAREER

1	Randy Hertel (1977-80)	68
2	Tommy Kramer (1973-76)	52
3	Bruce Gadd (1970-72)	45
4	Mark Comalander (1984-87)	37
5	Quentis Roper (1985-88)	36
6	Chase Clement (2005-08)	34
7	Robert Hailey (1965-67)	30
8	Donald Hollas (1987-90)	29
9	Josh LaRocca (1991-95)	25
10	Michael Calhoun (1981-82)	22

### SEASON

1	Randy Hertel (1977)	24
	Randy Hertel (1979)	24
3	Bruce Gadd (1972)	22
4	Tommy Kramer (1976)	19
5	Bruce Gadd (1971)	18
	Donald Hollas (1990)	18

### GAME

1	Tommy Kramer at TCU (N 22, 1975)	5
	Randy Hertel vs. Houston (N 26, 1977)	5
	Mark Comalander vs. Texas State (S 20, 1986)	5
	Joel Armstrong vs. Troy (D 23, 2006)	5

RECEIVING

Longest Pass Plays

1	Driphus Jackson-Sam McGuffie vs. Houston (S 29, 2012)	88
2	Kerry Overton-Elliston Stinson at Air Force (S 21, 1985)	86
3	Kyle Herm-Ben Wiggins at SMU (N 15, 2003)	82
4	King Hill-Buddy Dial vs. Stanford (O 5, 1957)	81
5	Tommy Kramer-James Sykes vs. Houston (N 27, 1976)	80
	Mark Comalander-Chris Nixon at TCU (O 11, 1986)	80
	Bert Emanuel-Louis Balady vs. Sam Houston St. (S 26, 1992)	80
	Joel Armstrong-Mike Falco vs. UCF (N 19, 2005)	80
	Chase Clement-Quinton Smith vs. Houston (S 2, 2006)	80
	Chase Clement-Jarett Dillard vs. Army (N 8, 2008)	80
	Nick Fanuzzi-Toren Dixon at ECU (O 17, 2009)	80

Receptions

CAREER (100 or More Receptions)		
1	Jarett Dillard (2005-08)	292
2	Eric Henley (1988-91)	186
3	Toren Dixon (2006-09)	161
4	James Casey (2007-08)	157
5	David Houser (1974, 1976-78)	152
6	Vance McDonald (2009-12)	119
7	Doug Cunningham (1975-78)	117
8	Ed Lofton (1973-75)	112
9	Larry Davis (1967-69)	103
10	Sam McGuffie (2010-12)	102

SEASON

1	James Casey (2008)	111
2	Jarett Dillard (2006)	91
3	Jarett Dillard (2008)	87
4	Eric Henley (1989)	81
5	Jarett Dillard (2007)	79
6	James Sykes (1976)	76
7	Doug Cunningham (1976)	57
	Jordan Taylor (2012)	57
9	David Houser (1977)	55
10	Larry Davis (1967)	54
	Sam McGuffie (2012)	54

GAME

1	David Houser at Florida (N 20, 1976)	14
---	--------------------------------------	----

Yards

CAREER

1	Jarett Dillard (2005-08)	4,138
2	David Houser (1974, 1976-78)	2,358
3	Eric Henley (1988-91)	2,199
4	James Casey (2007-08)	1,914
5	Toren Dixon (2006-09)	1,746
6	Doug Cunningham (1975-78)	1,522
7	Vance McDonald (2009-12)	1,513
8	Melvin Robinson (1981-84)	1,409
9	Ed Howard (1991-94)	1,344
10	Kenneth Roy (1973-76)	1,318

SEASON

1	James Casey (2008)	1,329
2	Jarett Dillard (2008)	1,310
3	Jarett Dillard (2006)	1,247
4	Jarett Dillard (2007)	1,057
5	David Houser (1976)	931
6	Eric Henley (1989)	900
7	Jordan Taylor (2012)	826
8	David Houser (1977)	795
9	Doug Cunningham (1976)	770
10	Bill Howton (1951)	747

GAME

1	James Casey at Memphis (S 6, 2008)	208
2	David Houser at Florida (N 20, 1976)	196
3	Doug Cunningham at TCU (O 9, 1976)	175
4	James Casey vs. Houston (N 29, 2008)	172
5	Jarett Dillard at Army (S 30, 2006)	171
6	David Houser at Texas A&M (O 23, 1976)	170
7	Ben Wiggins at SMU (N 15, 2003)	168
	Jarett Dillard vs. UTEP (N 3, 2007)	168
9	Jarett Dillard vs. Texas (S 20, 2008)	158
10	Toren Dixon vs. Tulane (N 14, 2009)	158

Touchdowns

CAREER

1	Jarett Dillard (2005-08)	60
2	David Houser (1974, 1976-78)	18
3	James Casey (2007-08)	17
4	Eric Henley (1988-91)	16
5	Kenneth Roy (1973-76)	15
	Vance McDonald (2009-12)	15
7	Buddy Dial (1956-58)	13
	Froggy Williams (1946-49)	13
	Toren Dixon (2006-09)	13

**SEASON**

1	Jarett Dillard (2006)	21
2	Jarett Dillard (2008)	20
3	Jarett Dillard (2007)	14
4	James Casey (2008)	13
5	Kenneth Roy (1976)	9
6	Vance McDonald (2010)	8
7	Bill Howton (1951)	7
	David Houser (1978)	7
9	Hosea Fortune (1980)	6
	Hosea Fortune (1981)	6
	Ed Howard (1994)	6

**GAME**

1	Jarett Dillard vs. North Texas (S 27, 2008)	4
2	Bill Howton at SMU (O 20, 1951)	3
	Kenneth Roy vs. Utah (S 18, 1976)	3
	Jarett Dillard at Army (S 30, 2006)	3
	Jarett Dillard vs. UAB (O 14, 2006)	3
	Jarett Dillard at Tulsa (N 11, 2006)	3
	Jarett Dillard vs. SMU (N 25, 2006)	3
	Jarett Dillard vs. Memphis (O 20, 2007)	3
	Jarett Dillard vs. SMU (A 29, 2008)	3
	Jarett Dillard vs. Southern Miss (O 18, 2008)	3
	James Casey vs. UTEP (N 1, 2008)	3
	James Casey vs. Houston (N 1, 2008)	3
	Vance McDonald vs. Tulane (N 11, 2010)	3
	Jordan Taylor vs. Air Force (D 29, 2012)	3

**DEFENSE****Tackles****CAREER**

1	O.J. Brigance (1987-90)	367
2	Dan Dawson (1998-2001)	318
	Andrew Sendejo (2006-09)	318
4	Danny Burgess (1983-86)	310
5	Richard Gray (1980-82)	306
6	Larry Izzo (1992-95)	301
7	Jason Hebert (1998-2001)	300
8	Joe Davis (1992-95)	293
9	Travis Ortega (1997-2000)	286
	Travis Bradshaw (2008-11)	286

**SEASON**

1	Robert Williamson (1980)	196
2	Wayne Harpold (1982)	136
3	Randy Piel (1974)	131
4	O.J. Brigance (1988)	128
5	Rodney Norton (1974)	127
5	Richard Gray (1982)	127
5	Tony Barker (1991)	127
8	Larry Izzo (1995)	121
	Travis Bradshaw (2009)	121
10	Brian Raines (2006)	118

**Quarterback Sacks****CAREER**

1	Brandon Green (1999-2002)	24
	Scott Solomon (2007-11)	24
3	Ndukwe Kalu (1993-96)	20
4	John Syptak (2002-05)	16
5	Scott Solomon (2007-10)	15.5
6	Matt Sign (1989-92)	14
	Courtney Gordon (2003-06)	14

**SEASON**

1	Brandon Green (2001)	12
2	Scott Solomon (2011)	8.5
3	Ndukwe Kalu (1994)	8
	John Syptak (2004)	8
	Courtney Gordon (2006)	8
6	Tim Fitzpatrick (1989)	7
	Alonzo Williams (1991)	7
	Ndukwe Kalu (1995)	7
	Brandon Green (2002)	7
10	Scott Solomon (2009)	6.5

**Tackles for Loss (Including Sacks)****CAREER**

1	Larry Izzo (1992-95)	46
2	Scott Solomon (2007-11)	43.5
3	Brandon Green (1999-2002)	42
4	John Syptak (2002-05)	38
5	Matt Sign (1989-92)	36
6	Alonzo Williams (1989-92)	35
7	Dan Dawson (1998-2001)	33
8	Thomas Benford (1995-98)	32
9	Rashad Reynolds (1995-98)	28
10	Courtney Gordon (2003-06)	27

**SEASON**

1	Brandon Green (2001)	21
2	Larry Izzo (1995)	18
3	Clenzie Pierson (1981)	16
	Larry Izzo (1994)	16
5	Rashad Reynolds (1997)	15
	John Syptak (2004)	15
	Courtney Gordon (2006)	15
8	Scott Solomon (2011)	13.5
9	Brian Raines (2006)	12.5
10	Everett Todd (1982)	12
	Matt Sign (1991)	12
	Alonzo Williams (1991)	12
	John Syptak (2003)	12
	Cody Bauer (2012)	12

Interceptions

CAREER		
1	Bruce Henley (1971-73)	15
2	Huey Keeney (1945-48)	13
3	Dan Dawson (1998-2001)	13
4	Nathan Bennett (1990-93)	11
	LaDouphyous McCalla (1994-98)	11
6	Jason Hebert (1998-2001)	10
7	Michael Downs (1977-80)	9
	Brian Patterson (1981-83)	9
	Andrew Sendejo (2006-09)	9
10	Larry Brune (1974-75)	8
	William McClay (1985-88)	8
	Jeff Sowell (1992-95)	8
	Bryce Callahan (2011- )	8

SEASON		
1	Bruce Henley (1972)	7
	Dan Dawson (2000)	7
3	Rex Procter (1950)	6
	Bruce Henley (1971)	6
	Larry Brune (1975)	6
	David Griffin (1989)	6
	Nathan Bennett (1993)	6
	Bryce Callahan (2011)	6
8	Chris Hale (1970)	5
	Michael Downs (1978)	5
	Dwayne Holmes (1984)	5
	Tony Barker (1991)	5
	LaDouphyous McCalla (1997)	5
	Andrew Sendejo (2007)	5

GAME		
1	Don Anderson vs. Texas A&M (N 15, 1947)	3
	Gerald Weatherly vs. Clemson (S 24, 1949)	3
	Carl Johnson vs. TCU (N 22, 1952)	3
	Dicky Maegle vs. Baylor (N 28, 1953)	3
	Pinky Nesbit vs. Texas A&M (N 14, 1953)	3
	Bucky Allshouse vs. TCU (N 21, 1970)	3
	Michael Downs at TCU (O 14, 1978)	3
	William McClay vs. Texas State (S 26, 1987)	3
	Dan Dawson vs. Hawai'i (O 21, 2000)	3

TOTAL OFFENSE

Plays

CAREER (RUSH-PASS)		
1	Chase Clement (2005-08)	1,857 (470-1,387)
2	Randy Hertel (1977-80)	1,363 (242-1,121)
3	Tommy Kramer (1973-76)	1,357 (321-1,036)
4	Quentis Roper (1985-88)	970 (327-643)
5	Mark Comalander (1984-87)	906 (153-753)
6	Nick Fanuzzi (2009-11)	849 (145-704)
	Taylor McHargue (2010- )	849 (292-557)
8	Donald Hollas (1987-90)	841 (235-606)
9	Trevor Cobb (1989-92)	812 (812-0)
10	Josh LaRocca (1991-95)	743 (293-450)

SEASON (RUSH-PASS)		
1	Chase Clement (2007)	652 (144-508)
2	Chase Clement (2008)	644 (154-490)
3	Tommy Kramer (1976)	562 (61-501)
4	Taylor McHargue (2012)	489 (164-325)
5	Randy Hertel (1977)	403 (56-357)
6	Michael Calhoun (1981)	401 (168-233)
7	Quentis Roper (1988)	395 (124-271)
8	Donald Hollas (1990)	387 (122-265)
9	Randy Hertel (1979)	372 (78-294)
	Chase Clement (2006)	372 (107-265)

GAME (RUSH-PASS)		
1	Chase Clement vs. Tulsa (N 24, 2007)	83 (14-58)
2	Chase Clement vs. UTEP (N 3, 2007)	72 (17-66)
3	Joel Armstrong vs. Troy (N 23, 2006)	70 (16-54)

Yards

CAREER (RUSH-PASS)		
1	Chase Clement (2005-08)	11,526 (1,741-9,785)
2	Tommy Kramer (1973-76)	6,336 (139-6,197)
3	Randy Hertel (1977-80)	5,751 ( -410-6,161)
4	Trevor Cobb (1989-92)	4,948 (4,948-0)
5	Quentis Roper (1985-88)	4,924 (1,029-3,895)
6	Donald Hollas (1987-90)	4,832 (793-4,039)
7	Taylor McHargue (2010- )	4,714 ( 942-3,772)
8	Mark Comalander (1984-87)	4,561 ( -219-4,780)
9	Nick Fanuzzi (2009-11)	4,486 (84-4,402)
10	Kyle Herm (2000-03)	4,360 (2,028-2,332)



SEASON	(RUSH-PASS)
1 Chase Clement (2008)	4,812 (693-4,119)
2 Chase Clement (2007)	3,912 (538-3,377)
3 Tommy Kramer (1976)	3,272 ( -45-3,317)
4 Taylor McHargue (2012)	2,874 (665-2,209)
5 Donald Hollas (1989)	2,246 (431-1,815)
6 Bert Emanuel (1992)	2,238 (680-1,558)
7 Kyle Herm (2001)	2,018 (897-1,121)
8 Donald Hollas (1990)	2,003 (195-1,808)
9 Bert Emanuel (1993)	1,997 (476-1,521)
10 Bruce Gadd (1972)	1,990 ( -74-2,064)

GAME	(RUSH-PASS)
1 Chase Clement vs. Tulsa (N 24, 2007)	601 (60-541)
2 Chase Clement vs. UTEP (N 3, 2007)	491 (103-395)
3 Chase Clement vs. Memphis (O 20, 2007)	488 (124-364)
4 Taylor McHargue vs. Marshall (S 22, 2012)	467 (153-314)
5 Chase Clement vs. USM (O 18, 2008)	466 (444-22)
6 Chase Clement vs. Army (N 8, 2008)	459 (87-372)
7 Chase Clement vs. Houston (N 29, 2008)	439 (381-58)

8 Tommy Kramer vs. SMU (N 6, 1976)	398 (12-386)
Chase Clement vs. Memphis (S 6, 2008)	398 (318-80)
10 Tommy Kramer vs. Houston (N 27, 1976)	397 ( -12-409)

## Touchdowns

CAREER	(RUSH-PASS)
1 Chase Clement (2005-08)	124 (25-99)
2 Tommy Kramer (1973-76)	48 (11-37)
3 Randy Hertel (1977-80)	42 (5-37)
4 Trevor Cobb (1989-92)	38 (38-0)
Taylor McHargue (2010- )	38 (12-26)
6 Mark Comalander (1984-87)	36 (9-27)
7 Kyle Herm (2000-03)	35 (18-17)
8 Donald Hollas (1987-90)	34 (19-15)
Bert Emanuel (1992-93)	34 (11-23)
Robbie Beck (2000-03)	34 (34-0)

SEASON	(RUSH-PASS)
1 Chase Clement (2008)	56 (12-44)
2 Chase Clement (2007)	37 (8-29)
3 Tommy Kramer (1976)	25 (4-21)
Chase Clement (2006)	25 (4-21)
5 Taylor McHargue (2012)	23 (11-12)

6 Michael Calhoun (1981)	22 (1-21)
7 Donald Hollas (1990)	19 (11-8)
Kyle Herm (2001)	19 (11-8)
9 Bert Emanuel (1992)	18 (7-11)
Chad Richardson (1999)	18 (11-7)

GAME	(RUSH-PASS)
1 Chase Clement VS. UTEP (N 3, 2007)	8 (2-6)
2 Griff Vance vs. SMU (N 17, 1916)	6 (6-0)
3 Donald Hollas vs. Texas Tech (O 20, 1990)	5 (4-1)
Greg Henderson vs. Hawai'i (S 18, 2004)	5 (3-2)
Chase Clement at Army (S 30, 2006)	5 (5-0)
Chase Clement vs. Memphis (O 20, 2007)	5 (1-4)

# ALL-PURPOSE YARDS

## Total Yards

CAREER	(RUSH-REC-RETURN)
1 Trevor Cobb (1989-92)	6,512 (4948-892-672)
2 Michael Perry (1995-98)	5,582 (2496-219-2867)
3 Jarett Dillard (2005-08)	4,169 ( -2 -4138-33)
4 Eric Henley (1988-91)	3,405 (337-2199-869)
5 James Sykes (1973-76)	3,284 (1099-785-1400)
6 Quinton Smith (2003-06)	3,055 (2505-448-102)
7 Earl Cooper (1976-79)	2,784 (1583-802-399)
8 Dicky Maegle (1952-54)	2,747 (1771-317-659)

SEASON	(RUSH-REC-RETURN)
1 Trevor Cobb (1991)	1,844 (1692-136-16)
2 Michael Perry (1997)	1,784 (1034-44-706)
3 Trevor Cobb (1990)	1,674 (1325-312-37)
4 James Casey (2008)	1,682 (241-1329-112)
5 Trevor Cobb (1992)	1,669 (1386-283-0)
6 Quinton Smith (2006)	1,608 (1096-410-102)

7	Michael Perry (1996)	1,561 (656-9-896)
8	James Sykes (1976)	1,550 (435-653-462)
9	Dicky Maegle (1954)	1,512 (905-198-409)
10	Trevor Cobb (1989)	1,325 (545-161-619)

#### GAME (RUSH-REC-RETURN)

1	Trevor Cobb vs. Iowa State, (S 28, 1991)	295 (240-39-16)
2	Jeremy Eddington at UTEP (N 24, 2012)	279 (59-10-210)
3	Trevor Cobb vs. Wake Forest (S 1, 1990)	271 (175-75-21)
4	Michael Perry vs. Texas (S 27, 1997)	269 (211-0-58)
5	Dicky Maegle vs. Alabama (J 1, 1954)	265 (265-0-0)
6	Charles Ross at Tulane (N 13, 2010)	264 (3-0-261)
7	Antonio Brinkley vs. Lamar (S 28, 1985)	255 (244-11-0)
8	Michael Perry at Texas (O 7, 1995)	252 (123-7-122)
9	Michael Perry vs. Utah (N 2, 1996)	246 (84-0-162)
10	Trevor Cobb vs. Houston (D 2, 1989)	244 (78-0-166)

## Total Plays

#### CAREER (RUSH-PASS-RETURN)

1	Trevor Cobb (1989-92)	1,223 (1091-94-38)
2	Michael Perry (1995-98)	598 (428-14-156)
3	Earl Cooper (1976-79)	529 (407-101-21)
4	Quinton Smith (2003-06)	478 (422-50-6)
5	Lorenzo Cyphers (1985-88)	477 (401-75-1)
6	John Coleman (1972-75)	460 (436-24-0)
7	Stahle Vincent (1969-71)	450 (430-20-0)
	Spencer George (1993-96)	450 (419-24-7)
9	Kosse Johnson (1951-53)	423 (400-14-9)

#### SEASON (RUSH-PASS-RETURN)

1	Trevor Cobb (1991)	375 (360-14-1)
2	Trevor Cobb (1990)	321 (283-36-2)
3	Trevor Cobb (1992)	301 (279-22-0)
4	Stahle Vincent (1971)	260 (243-17-0)
5	Quinton Smith (2006)	257 (211-40-6)
6	Trevor Cobb (1989)	226 (169-22-35)
7	Calvin Fance (1980)	211 (192-19-0)
8	Kevin Trigg (1983)	209 (198-10-1)
9	Kyle Herm (2001)	205 (205-0-0)
10	Lorenzo Cyphers (1987)	202 (170-31-1)
	Kosse Johnson (1953)	202 (187-6-9)

#### GAME

1	Trevor Cobb vs. Iowa State (S 28, 1991)	47
2	Trevor Cobb vs. Houston (D 2, 1989)	46
3	Trevor Cobb at SMU (N 9, 1991)	41
4	Trevor Cobb at Arkansas (N 3 1990)	40
	Trevor Cobb vs. Houston (N 16, 1991)	40
	Trevor Cobb at TCU (O 24, 1992)	40

# RETURNS

## Kickoff Returns

#### CAREER

1	Michael Perry (1995-98)	109
2	Quentis Roper (1985-88)	73
3	Ja'Corey Shepherd (2005-08)	68
4	Sean White (1999-2002)	62
5	James Sykes (1973-76)	52
6	Chuck Latourette (1964-66)	45
7	Shane Turner (2009-10)	44
8	Mike Falco (2003-06)	41
9	Andray Downs (2003-06)	39
10	Nathan Bennett (1990-93)	38

#### SEASON

1	Ja'Corey Shepherd (2008)	41
2	Shane Turner (2009)	37
3	Quentis Roper (1986)	34
4	Trevor Cobb (1989)	33
5	Michael Perry (1997)	31
	Michael Perry (1998)	31
7	Ja'Corey Shepherd (2007)	27
	Andy Erickson (2010)	27
9	Vince Courville (1982)	26
10	Eric Henley (1988)	24
	Michael Perry (1996)	24

**GAME**

1	Trevor Cobb vs. Houston (D 2, 1989)	11
2	Clint Hatfield at Fresno State (N 3, 2001)	9
3	Andray Downs at San Jose St. (O 2, 2004)	8
	Shane Turner vs. Navy (O 10, 2009)	8
5	Gordon Wyatt vs. SMU (O 21, 1950)	7
	Michael Perry at Ohio State (S 7, 1996)	7
	Ja'Corey Shepherd vs. Tulsa (N 24, 2007)	7
	Shane Turner vs. Houston (N 29, 2009)	7
	Shane Turner vs. Texas (S 4, 2010)	7
	Charles Ross at Tulane (N 13, 2010)	7

**Kickoff Return Yards****CAREER**

1	Michael Perry (1995-98)	2,366
2	Quentis Roper (1985-88)	1,683
3	James Sykes (1973-76)	1,398
4	Ja'Corey Shepherd (2005-08)	1,358
5	Sean White (1999-2002)	1,155
6	Shane Turner (2009-10)	1,021
7	Carl Swierc (1971-73)	910
8	Gene Fleming (1962-64)	885
9	Chuck Latourette (1964-66)	872

**SEASON**

1	Ja'Corey Shepherd (2008)	885
2	Quentis Roper (1986)	795
3	Michael Perry (1997)	680
4	Michael Perry (1998)	669
5	James Sykes (1973)	601
6	Trevor Cobb (1989)	598
7	Michael Perry (1996)	596
8	Andy Erickson (2010)	564
9	Vince Courville (1982)	524
10	Clint Hatfield (2001)	498

**GAME**

1	Charles Ross at Tulane (N 13, 2010)	261
2	Jeremy Eddington at UTEP (N 24, 2012)	210
3	Shane Turner at UAB (S 5, 2009)	200
4	Shane Turner vs Navy (O 10, 2009)	196
5	Andray Downs at San Jose State (O 2, 2004)	189
6	Clint Hatfield at Fresno State (N 3, 2001)	182
7	Michael Perry at Texas (S 26, 1998)	170
8	Trevor Cobb vs. Houston (D 2, 1989)	166
9	Quentis Roper vs. Texas State (S 20, 1986)	162
10	Michael Perry at Ohio State (S 7, 1996)	162

**Longest Kickoff Return**

1	Macon Hughes vs. TCU (N 21, 1970)	99
	Carl Swierc at TCU (N 24, 1973)	99
	James Sykes vs. Montana (S 22, 1973)	99
4	Gene Fleming vs. Texas A&M (N 16, 1963)	98
	James Sykes vs. Montana (S 22, 1973)	98

**Punt Returns****CAREER**

1	Huey Keeney (1945-48)	81
2	Horton Nesrsta (1951-53)	69
3	Eric Henley (1988-91)	61
4	Michael Perry (1995-98)	47
5	David Ferguson (1963-65)	43
6	Bruce Henley (1971-73)	40
	LaDoughyous McCalla (1994-98)	40

**SEASON**

1	Horton Nesrsta (1952)	44
2	David Ferguson (1964)	34
3	Michael Perry (1996)	25
4	Chuck Latourette (1966)	23

**GAME**

1	Horton Nesrsta at UCLA (O 11, 1952)	8
	Mario Hull vs. Memphis (O 8, 2011)	8

**Punt Return Yards****CAREER**

1	Horton Nesrsta (1951-53)	893
2	Huey Keeney (1945-48)	893
3	Michael Perry (1995-98)	501
4	David Ferguson (1963-65)	487
5	Bruce Henley (1971-73)	442

**SEASON**

1	Horton Nesrsta (1952)	536
2	David Ferguson (1964)	381
3	Horton Nesrsta (1951)	315
4	Michael Perry (1996)	300
5	Dicky Maegle (1954)	293

**GAME**

1	Rex Procter vs. New Mexico (O 8, 1949)	142
---	--	-----

**Longest Punt Return**

1	Fred Jacobs vs. TCU (N 21, 1942)	92
2	Dicky Maegle at Baylor (N 27, 1954)	91
3	LaDoughyous McCalla vs. TCU (N 8, 1997)	84

Interception Return Yards

CAREER		
1	Dan Dawson (1998-2001)	352
2	Huey Keeney (1945-48)	200
3	Sean Washington (1991-93)	199
4	Bruce Henley (1971-73)	197
5	Nathan Bennett (1990-93)	190
	LaDouphyous McCalla (1994-98)	190
7	Brian Patterson (1981-83)	179
8	Pinky Nesbit (1952-54)	176
9	Rex Procter (1949-50)	170

SEASON

1	Dan Dawson (2000)	206
2	Sean Washington (1992)	153
3	Rex Procter (1950)	150
4	Nathan Bennett (1993)	123
5	Bruce Henley (1971)	109
6	Larry Brune (1975)	104
7	Jason Hebert (1999)	103
8	Brian Patterson (1983)	102
9	Pinky Nesbit (1953)	94

GAME

1	Dan Dawson vs. SMU (N 4, 2000)	113
---	--------------------------------	-----

Longest Interception Return

1	Preston Anderson at Ga. Tech (S 30, 1972)	99
2	W.E. Brown vs. TCU (O 30, 1915)	92
3	Larry Brune at Houston (S 13, 1975)	86
4	Brian Patterson vs. Texas A&M (O 22, 1983)	85

SCORING

Total Points

CAREER		
1	Jarett Dillard (2005-08)	360
2	Chris Boswell (2010- )	270
3	Trevor Cobb (1989-92)	260
4	Clark Fangmeier (2006-2009)	254
5	Robbie Beck (2000-03)	210
6	Brennan Landry (2002-05)	184
7	Derek Crabtree (1998-2001)	167
8	Froggy Williams (1947-49)	156
9	Mark Williams (1970-72)	144
	Chad Nelson (1994-97)	144

SEASON

1	Jarett Dillard (2006)	126
2	Jarett Dillard (2008)	120
3	James Casey (2008)	116
4	Chris Boswell (2012)	114
5	Benji Wood (1997)	96
6	Trevor Cobb (1992)	92
7	Clark Fangmeier (2008)	91
8	Trevor Cobb (1991)	84
	Jarett Dillard (2007)	84
10	Chris Boswell (2011)	82

GAME

1	Griff Vance vs. SMU (N 17, 1916)	36 ( 6 TDs)
2	Butch Blume at Texas Tech (N 4, 1961)	30 (4 TDs, 6 PATs)

Touchdowns

CAREER		
1	Jarett Dillard (2005-08)	60
2	Trevor Cobb (1989-92)	43
3	Jarett Dillard (2005-Current)	40
4	Robbie Beck (2000-03)	35
5	James Casey (2008)	28
6	Chase Clement (2008)	26
7	Chad Nelson (1994-97)	24
8	Ed Bailey (2001-04)	23
9	Dicky Maegle (1952-54)	22
	Benji Wood (1996-97)	22

SEASON

1	Jarett Dillard (2006)	21
2	Jarett Dillard (2008)	20
3	James Casey (2008)	19
4	Benji Wood (1997)	16
5	Trevor Cobb (1992)	15
6	Trevor Cobb (1991)	14
	Jarett Dillard (2007)	14

8	Ed Bailey (2004)	13
	Chase Clement (2008)	13
10	Dicky Maegle (1954)	12
	Robbie Beck (2003)	12

#### GAME

1	Griff Vance vs. SMU (N 17, 1916)	6
2	Dicky Maegle vs. Cornell (O 2, 1954)	4
	Butch Blume at Texas Tech (N 4, 1961)	4
	Lester Lehman vs. Baylor (D 2, 1967)	4
	Donald Hollas vs. Texas Tech (O 20, 1990)	4
	Benji Wood at Tulane (S 13, 1997)	4
	Robbie Beck at Fresno State (O 25, 2003)	4
	Ed Bailey, vs. SMU (O 9, 2004)	4
	Jarett Dillard vs. North Texas (S 27, 2008)	4
	Jeremy Eddington vs. ECU (N 20, 2010)	4

# KICKING

## Field Goals Attempted

### CAREER

1	Chris Boswell (2010- )	67
2	Mark Williams (1970-72)	57
3	Clark Fangmeier (2006-09)	48
4	James Hamrick (1983-85)	47
5	Brennan Landry (2002-05)	40
6	Clint Parsons (1987-90)	36
7	Derek Crabtree (1998-2001)	33
8	Alan Pringle (1973-74)	27

### SEASON

1	Chris Boswell (2012)	29
2	Mark Williams (1972)	27
3	Mark Williams (1971)	22
	James Hamrick (1985)	22

## Field Goals Made

### CAREER

1	Chris Boswell (2010- )	51
2	James Hamrick (1983-85)	33
3	Mark Williams (1970-72)	30
4	Clark Fangmeier (2006-09 )	28
5	Derek Crabtree (1998-2001)	27
6	Clint Parsons (1987-90)	24
7	Brennan Landry (2002-05)	22

8	Alan Pringle (1973-74)	19
9	Darrell Richardson (1991-92)	14
10	Joel Baxter (1981-82)	13
	Mike Ruff (1994-96)	13

#### SEASON

1	Chris Boswell (2012)	23
2	James Hamrick (1985)	17
	Chris Boswell (2011)	17
4	Mark Williams (1972)	15
5	Mark Williams (1971)	13
	Clint Parsons (1990)	13
7	Alan Pringle (1973)	12
	Matt Huelsman (1994)	12
9	James Hamrick (1984)	11
	Chris Boswell (2010)	11

#### GAME

1	Chris Boswell vs. SMU (N 17, 2012)	5
2	Joel Baxter vs. TCU (O 10, 1981)	4
	Matt Huelsman at TCU (O 29, 1994)	4
	Chris Boswell at North Texas (S 11, 1994)	4
	Chris Boswell at Kansas (S 8, 2012)	4
6	James Hamrick at Texas (O 5, 1985)	3
	James Hamrick at Texas Tech (O 19, 1985)	3
	James Hamrick vs. Arkansas (N 2, 1985)	3
	Clint Parsons at Notre Dame (N 5, 1988)	3

Sammy Hartman vs. TCU (O 14, 1989)	3
Johnny Bagwell vs. Houston (N 26, 1993)	3
Derek Crabtree at Air Force (N 21, 1998)	3
Luke Juist at Tulsa (O 30, 2004)	3

## Field Goal Percentage

### CAREER (Minimum 20 Att.)

1	Derek Crabtree (1998-2001)	81.8 (27-33)
2	Chris Boswell (2010- )	76.1 (51-67)
3	Alan Pringle (1973-74)	70.4 (19-27)
4	James Hamrick (1983-86)	70.2 (33-47)
5	Clint Parsons (1987-90)	66.7 (24-36)
6	Darrell Richardson (1991-92)	63.6 (14-22)

### SEASON (Minimum 10 Att.)

1	Derek Crabtree (1999)	88.9 (8-9)
2	Clint Parsons (1990)	86.7 (13-15)
3	Chris Boswell (2011)	81.0 (17-21)
4	Alan Pringle (1973)	80.0 (12-15)
	Alvaro Arenas (1975)	80.0 (8-10)
6	Chris Boswell (2012)	79.3 (23-29)
7	James Hamrick (1985)	77.3 (17-22)
8	Joel Baxter (1981)	75.0 (9-12)
9	Sammy Hartman (1989)	72.7 (8-11)
	Darrell Richardson (1992)	72.7 (8-11)
	Clark Fangmeier (2006)	72.7 (8-11)

Longest Field Goals (50 Yards or More)		
1	James Hamrick at Texas Tech (O 19, 1985)	57
	Chris Boswell at La. Tech (S 15, 2012)	57
2	Chris Boswell vs. SMU (N 17, 2012)	56
3	James Hamrick at SMU (N 5, 1983)	55
3	James Hamrick at Air Force (S 21, 1985)	54
	Chris Boswell vs. Tulane (N 19, 2011)	54
5	Joel Baxter vs. Baylor (N 13, 1982)	53
	James Hamrick at Texas (O 5, 1985)	53
	Luke Juist vs. Navy (O 22, 2005)	53
	Chris Boswell vs. UCLA (A 30, 2012)	53
	Chris Boswell vs. SMU (N 17, 2012)	53
8	Robert Hubble vs. LSU (S 27, 1980)	52
	Mike Ruff at Texas Tech (O 21, 1995)	52
	Scott Grimes at Houston (S 4, 1999)	52
	Derek Crabtree at SMU (N 24, 2001)	52
12	James Hamrick at Houston (D 1, 1984)	51
	Glen Ray Hines at Indiana (S 12, 1987)	51
	Chris Boswell at Houston (O 27, 2011)	51
	Chris Boswell vs. Tulane (N 19, 2011)	51
	Chris Boswell vs. SMU (N 17, 2012)	51
	Chris Boswell at UTEP (N 24, 2012)	51
6	Max Webb vs. TCU (N 19, 1960)	50
	Chris Boswell at North Texas (S 11, 2010)	50
	Chris Boswell at North Texas (S 11, 2010)	50

PATs Attempted		
CAREER		
1	Clark Fangmeier (2006-09)	172
2	Brennan Landry (2002-05)	124
3	Chris Boswell (2010- )	123
4	Derek Crabtree (1998-2001)	89
5 (*)	Froggy Williams (1946-49)	75
6	Darrell Richardson (1991-92)	65
7	Wes Hansen (1976-79)	62
8	Mike Ruff (1994-96)	55
9	Scott Grimes (1996-99)	53
10	Mark Williams (1970-72)	50
(*) - PAT attempts unavailable. PATs Made Only included.		
SEASON		
1	Clark Fangmeier (2008)	73
2	Clark Fangmeier (2007)	47
	Chris Boswell (2012)	47
4	Chris Boswell (2010)	44
5	Scott Grimes (1997)	39
6	Mike Ruff (1996)	36
7	Darrell Richardson (1992)	35
	Johnny Bagwell (1993)	35
	Clark Fangmeier (2006)	35
10	Brennan Landry (2003)	34

PATs Made		
CAREER		
1	Clark Fangmeier (2006-09)	178
2	Brennan Landry (2002-05)	118
3	Chris Boswell (2010- )	117
4	Derek Crabtree (1998-2001)	86
5	Froggy Williams (1946-49)	75
6	Darrell Richardson (1991-92)	62
7	Wes Hansen (1976-79)	58
8	Mike Ruff (1994-96)	55
9	Mark Williams (1970-72)	49
10	Scott Grimes (1996-99)	45
SEASON		
1	Clark Fangmeier (2008)	73
2	Clark Fangmeier (2007)	46
3	Chris Boswell (2012)	45
4	Chris Boswell (2010)	41
5	Mike Ruff (1996)	36
6	Johnny Bagwell (1993)	35
	Clark Fangmeier (2006)	35
8	Darrell Richardson (1992)	34
9	Brennan Landry (2003)	34
10	Scott Grimes (1997)	32
	Chris Boswell (2011)	32

GAME		
1	Clark Fangmeier vs. North Texas (S 27, 2008)	11
2	Derek Crabtree vs. Tulsa (N 10, 2001)	8
	Clark Fangmeier vs. UTEP (N 3, 2007)	8
	Clark Fangmeier vs. SMU (A 29, 2008)	8
	Clark Fangmeier vs. Houston (N 29, 2008)	8
	Chris Boswell vs. ECU (N 20, 2010)	8
7	Johnny Bagwell vs. Iowa State (S 25, 1993)	7
	Derek Crabtree vs. San Jose State (O 16, 1999)	7
	Brennan Landry vs. Nevada (N 1, 2003)	7
	Brennan Landry at Louisiana Tech (N 27, 2003)	7
	Brennan Landry at San Jose State (O 2, 2004)	7
	Clark Fangmeier at UTEP (N 1, 2008)	7

**Punts****CAREER**

1	Dale Walters (1980-83)	287
2	Huey Keeney (1945-48)	236
3	Kyle Martens (2008-11)	230
4	Travis Hale (1999-2002)	231
5	Mike Landrum (1973-75)	228
6	Tucker Phillips (1992-96)	220
7	Steve Gleaves (1977-79)	217
8	Kosse Johnson (1951-53)	205

**SEASON**

1	Steve Gleaves (1977)	86
2	Mike Landrum (1973)	84
3	Bucky Allshouse (1969)	83
4	Kosse Johnson (1951)	82
	Kosse Johnson (1952)	82
	Dale Walters (1983)	82

**GAME**

1	Kosse Johnson at TCU (N 24, 1951)	12
	Kosse Johnson vs. LSU (O 4, 1952)	12
	Bucky Allshouse vs. LSU (S 27, 1969)	12
	Bucky Allshouse at Texas (O 25, 1969)	12
	Bobby Schrader vs. Houston, (D 2, 1989)	12

**Yards****CAREER**

1	Dale Walters (1980-83)	11,242
2	Kyle Martens (2008-11)	9,890
3	Travis Hale (1999-2002)	9,387
4	Mike Landrum (1973-75)	9,043
5	Tucker Phillips (1992-96)	9,002
6	Huey Keeney (1945-48)	8,949
7	Steve Gleaves (1977-79)	8,506
8	Jared Scruggs (2003-06)	8,276
9	Kosse Johnson (1951-53)	7,347

**SEASON**

1	Dale Walters (1983)	3,452
2	Kyle Martens (2011)	3,403
3	Mike Landrum (1973)	3,323
4	Steve Gleaves (1977)	3,296
5	Bucky Allshouse (1969)	3,182

**Punting Average****CAREER**

1	Kyle Martens (2008-11)	43.0
2	Jared Scruggs (2003-06)	41.4
3	Tucker Phillips (1992-96)	40.9
4	Travis Hale (1999-2002)	40.6
5	Steve Kidd (1983-86)	40.4
6	Mark Williams (1970-72)	40.0
7	Mike Landrum (1973-75)	39.7
8	Steve Gleaves (1977-79)	39.20
9	Dale Walters (1980-83)	39.17
10	Huey Keeney (1945-48)	37.9

**SEASON**

1	Kyle Martens (2010)	45.98
2	Steve Kidd (1985)	45.94
3	Tucker Phillips (1996)	45.91
4	Jared Scruggs (2003)	45.90
5	Mark Bundage (2009)	44.2
6	Tucker Phillips (1995)	43.6
	Kyle Martens (2009)	43.6
	Kyle Martens (2011)	43.6
9	Jared Scruggs (2005)	42.8
10	Dale Walters (1983)	42.1

**GAME (Minimum 5 Attempts)**

1	Jared Scruggs vs. Tulsa (N 8, 2003)	52.4
2	Tucker Phillips at BYU (N 9, 1996)	51.4
3	Kyle Martens vs. Purdue (S 9, 2011)	50.1
4	Kyle Martens vs. Tulsa (O 3, 2009)	50.0
	Kyle Matrens vs. Northwestern (S 18, 2010)	50.0
6	Steve Kidd at Texas (O 5, 1985)	49.7
	Jared Scruggs vs. UTEP (O 29, 2005)	49.7
8	Travis Hale at Boise State (N 9, 2002)	49.6
9	Huey Keeney vs. Baylor (N 30, 1946)	49.4
10	Kyle Martens at North Texas (S 11, 2010)	49.3

**Longest Punts**

1	Dale Walters vs. Arkansas (O 31, 1981)	84
2	Tommy Lewis at Texas A&M (O 23, 1976)	80
	Dale Walters at Arkansas (O 30, 1982)	80
	Clint Parsons at TCU (O 13, 1990)	80

# RUSHING

YEAR	PLAYER	ATT.	YARDS	AVG.	TD	LP
1951	Teddy Riggs	114	639	5.6	4	—
1952	Kosse Johnson	108	592	5.5	-	—
1953	Kosse Johnson (*)	187	944	5.1	-	—
1954	Dicky Maegle (*)	144	905	6.3	11	—
1955	Jerry Hall	55	255	4.6	1	—
1956	Raymond Chilton	92	405	4.4	2	—
1957	King Hill	90	446	5.0	5	—
1958	Pat Bailey	63	342	5.4	2	—
1959	Bill Bucek	117	511	4.3	4	—
1960	Robert Wayt	83	392	4.7	2	21
1961	Roland Jackson	88	415	4.4	5	18
1962	Paul Piper	85	387	4.5	3	—
1963	Paul Piper	128	475	3.7	3	—
1964	Gene Fleming	103	395	3.8	1	81
1965	Lester Lehman	101	422	4.2	1	—
1966	Robby Shelton	150	607	4.1	6	51
1967	Terry Shelton	133	651	4.9	5	42
1968	Terry Conley	182	681	3.8	8	20
1969	Mike Spruill	101	440	4.4	8	64
1970	Stahle Vincent	91	453	5.0	1	55
1971	Stahle Vincent	243	945	3.9	3	53
1972	Gary Ferguson	160	639	4.0	1	37
1973	Gary Ferguson	99	385	3.9	1	21
1974	Gary Ferguson	117	417	3.8	1	30
1975	John Coleman	172	782	4.6	3	22
1976	James Sykes	100	435	4.4	5	39

YEAR	PLAYER	ATT.	YARDS	AVG.	TD	LP
1978	Earl Cooper	95	350	3.7	3	24
1979	Earl Cooper	146	536	3.7	5	70
1980	Calvin Fance	192	730	3.8	4	35
1981	Tim Sanders	116	408	3.5	0	15
1982	Tim Sanders	111	379	3.4	0	16
1983	Kevin Trigg	198	579	2.9	3	29
1984	Larry Collins	88	358	4.1	1	16
1985	Antonio Brinkley	168	860	5.1	4	73
1986	Marc Scott	94	325	3.5	2	23
1987	Lorenzo Cyphers	170	751	4.4	5	48
1988	Lorenzo Cyphers	163	516	3.2	3	16
1989	Trevor Cobb	169	545	3.2	3	32
1990	Trevor Cobb	283	1325	4.7	10	62
1991	Trevor Cobb (*)	360	1692	4.7	14	79
1992	Trevor Cobb (*)	279	1386	5.0	11	64
1993	Yoncy Edmonds	199	941	4.7	7	50
1994	Spencer George	185	804	4.3	4	54
1995	Yoncy Edmonds	84	490	5.8	2	75
1996	Chad Nelson	128	801	6.3	11	56
1997	Michael Perry (^)	162	1034	6.4	10	66
1998	Chad Richardson	181	746	4.1	6	60
1999	Chad Richardson	203	831	4.1	11	60
2000	Jamie Tyler	95	400	4.2	5	39
2001	Kyle Herm	205	897	4.4	11	42
2002	Robbie Beck	120	601	5.0	8	47
2003	Thomas Lott	98	714	7.3	3	49

YEAR	PLAYER	ATT.	YARDS	AVG.	TD	LP
2004	Ed Bailey	208	1021	4.9	12	41
2005	Quinton Smith	140	902	6.4	5	58
2006	Quinton Smith	211	1096	5.2	10	69
2007	Chase Clement	144	535	3.7	8	59
2008	C.J. Ugokwe	167	809	4.8	2	47
2009	Charles Ross	97	491	5.1	11	54
2010	Sam McGuffie	197	883	4.5	6	50
2011	Tyler Smith	155	860	5.5	5	97#
2012	Charles Ross	147	800	5.4	5	64

(\*) Led SWC in rushing

(^) Led WAC in rushing

(#) School and C-USA record



# PASSING

YEAR	PLAYER	COMP.-ATT.	PCT.	YDS.	TD-INT.	LP
1951	Dan Drake	51-109	48.8	859	11-9	—
1952	Dan Drake	49-129	38.0	630	4-9	—
1953	Leroy Fenstemaker	21-58	36.2	328	0-3	—
1954	Pinky Nisbet	37-62	59.7	419	3-4	—
1955	Pinky Nisbet	25-49	51.0	339	1-4	—
1956	Frank Ryan	60-109	55.0	704	4-7	—
1957	King Hill	44-82	53.7	798	4-5	—
1958	Alvin Hartman	22-51	43.1	429	5-5	—
1959	Bill Bucek	20-55	36.4	259	1-4	—
1960	Billy Cox	45-80	56.3	510	3-7	—
1961	Randall Kerbow	37-79	46.8	505	3-6	—
1962	Randall Kerbow	53-143	37.1	703	7-14	—
1963	Walter McReynolds	53-117	45.3	728	7-7	65
1964	Walter McReynolds	58-111	52.2	675	8-8	34
1965	David Ferguson	44-109	40.4	584	1-7	—
1966	Robert Hailey	72-149	48.3	859	2-12	42
1967	Robert Hailey	111-222	50.0	1437	6-16	—
1968	Robby Shelton	53-109	48.6	594	2-10	—
1969	Stahle Vincent	51-100	51.0	556	3-7	—
1970	Philip Wood	39-112	34.8	489	5-9	—
1971	Bruce Gadd	87-180	48.3	1061	6-18	53
1972	Bruce Gadd (*)	171-323	52.6	2075	11-22	37
1973	Tommy Kramer	58-139	41.7	705	2-7	53
1974	Tommy Kramer	67-170	39.4	857	6-10	55
1975	Tommy Kramer (*)	113-226	50.0	1328	8-16	41
1976	Tommy Kramer (^)	269-501	53.7	3317	21-19	80

YEAR	PLAYER	COMP.-ATT.	PCT.	YDS.	TD-INT.	LP
1977	Randy Hertel	156-356	43.8	1620	9-24	—
1978	Randy Hertel	156-279	55.9	1677	12-11	—
1979	Randy Hertel (*)	147-294	50.0	1652	7-24	68
1980	Randy Hertel	102-192	53.1	1212	10-9	41
1981	Michael Calhoun	98-233	42.1	1480	21-15	45
1982	Doug Johnson	79-162	48.8	936	6-14	45
1983	Philip Money	97-197	49.2	1131	4-11	42
1984	Kerry Overton (*)	117-271	43.2	1593	7-16	75
1985	Mark Comalander	100-182	55.0	1232	7-6	63
1986	Mark Comalander	116-219	53.0	1430	8-15	80
1987	Mark Comalander	102-214	47.7	1191	7-13	53
1988	Quentis Roper	135-271	49.8	1607	7-9	63
1989	Donald Hollas	156-276	56.5	1815	5-9	53
1990	Donald Hollas	151-265	57.0	1808	8-18	62
1991	Greg Willig	75-141	53.2	974	5-5	46
1992	Bert Emanuel	94-180	52.2	1558	11-6	80
1993	Bert Emanuel	118-204	57.8	1521	12-4	69
1994	Josh LaRocca	65-130	50.0	806	9-8	47
1995	Josh LaRocca	59-118	50.0	807	4-5	77
1996	Chad Richardson	9-43	20.9	259	2-1	69
1997	Chad Nelson	20-50	40.0	526	2-3	76
1998	Chad Richardson	34-91	37.4	598	2-3	52
1999	Chad Richardson	36-88	41.9	563	7-5	39
2000	Ben Wulf	30-66	45.5	449	4-3	68
2001	Kyle Herm	72-142	50.7	1121	8-2	64
2002	Kyle Herm	42-86	48.8	685	4-3	69

YEAR	PLAYER	COMP.-ATT.	PCT.	YDS.	TD-INT.	LP
2003	Greg Henderson	37-81	45.7	485	2-7	69
2004	Greg Henderson	33-76	43.4	487	3-8	55
2005	Chase Clement	53-124	42.7	582	5-6	51
2006	Chase Clement	153-265	57.7	1707	21-5	80
2007	Chase Clement	300-508	59.1	3277	29-16	61
2008	Chase Clement	326-490	66.5	4119	44-7	80
2009	Nick Fanuzzi	162-270	60.0	1598	11-8	80
2010	Nick Fanuzzi	151-241	62.7	1681	11-9	59
2011	Nick Fanuzzi	112-193	58.0	1123	7-2	67
2012	Taylor McHargue	194-325	59.7	2209	12-5	50

(\*) Led SWC and NCAA in passing

(^) Led SWC in passing

# RECEIVING

YEAR	PLAYER	REC.	YDS.	AVG.	TD	LP
1951	Bill Howton	33	747	22.6	7	—
1952	Jack Day	20	301	15.0	-	—
1953	Dan Hart	15	239	15.9	1	—
1954	Dicky Maegle	18	198	11.0	0	—
1955	Marshall Crawford	11	172	15.6	1	—
1956	Buddy Dial	21	357	17.0	5	—
1957	Buddy Dial (*)	21	508	24.2	4	—
1958	Buddy Dial	19	264	13.9	4	—
1959	Thomas Stellman	7	108	15.4	0	—
	Bill Bucek	7	69	9.9	1	—
1960	Johnny Burrell	20	266	13.3	3	30
1961	Johnny Burrell	7	133	19.0	1	34
1962	Gene Raesz	29	363	12.5	2	—
1963	Jerry Kelley	17	225	13.2	3	—
	John Sylvester	15	251	16.7	2	—
1964	Billy Hale	14	170	12.1	1	—
1965	Tommy Tyner	27	295	10.9	1	20
1966	Glen Hine	29	323	11.1	1	28
1967	Larry Davis	54	708	13.1	-	38
1968	Larry Davis	31	410	13.2	4	39
1969	Bob Brown	35	375	10.7	3	46
1970	Macon Hughes	13	116	8.9	1	—
	Mike Phillips	12	192	16.0	0	—
1971	Gary Butler	27	397	14.7	2	52
1972	Gary Butler (*)	45	708	15.7	1	34

YEAR	PLAYER	REC.	YDS.	AVG.	TD	LP
1973	Ed Lofton	39	534	13.7	3	53
1974	Ed Lofton (*)	42	483	11.5	2	56
1975	Ed Lofton	31	261	8.4	0	33
	Kenneth Roy	26	351	13.5	2	41
1976	James Sykes (*)	76	653	8.6	2	80
	David Houser	52	931	17.8	5	52
1977	David Houser	55	795	14.5	5	—
1978	Doug Cunningham	39	430	11.0	1	44
	David Houser	38	481	12.7	7	41
1979	Earl Cooper (*)	47	463	9.9	2	68
1980	Robert Hubble	38	482	12.7	2	24
1981	Hosea Fortune	29	489	16.9	6	39
1982	Melvin Robinson	34	584	17.2	1	54
1983	Ricky Askew	25	337	13.5	0	28
1984	Melvin Robinson	46	593	12.9	3	34
1985	Darrick Wells	36	612	17.0	5	67
1986	Kenny Major	38	409	10.8	3	39
1987	Lorenzo Cyphers	31	187	6.0	1	28
	Mike Boudousquie	30	394	13.1	1	40
1988	Mike Boudousquie	38	657	17.3	4	63
1989	Eric Henley	81	900	11.1	5	53
1990	Eric Henley	48	607	12.7	5	38
1991	Eric Henley	31	410	13.2	4	27
1992	Louis Balady	31	552	17.8	4	80
1993	Jimmy Lee	36	365	10.1	2	25
	Ed Howard	32	431	13.5	3	69

YEAR	PLAYER	REC.	YDS.	AVG.	TD	LP
1994	Ed Howard	19	315	16.6	6	47
1995	Jeff Venghaus	22	371	16.9	1	47
1996	Thad Bridges	15	103	6.9	0	11
	Jason Blackwell	4	113	28.3	1	69
1997	Jason Blackwell	14	210	15.0	0	26
1998	Jason Blackwell	22	422	19.2	2	52
1999	Raphael Tillman	14	218	15.6	3	29
2000	Gavin Boothe	18	313	17.4	3	32
2001	Gilbert Okoronkwo	23	439	19.1	2	40
2002	Marcus Battle	26	430	16.5	2	54
2003	Marcus Battle	19	333	17.5	1	69
2004	Marcus Battle	15	213	14.2	0	55
2005	Jarett Dillard	35	524	15.0	5	51
2006	Jarett Dillard	91	1247	13.7	21 (#)	65
2007	Jarett Dillard	79	1058	13.4	14	60
2008	James Casey (+)	111	1329	12.0	13	47
	Jarett Dillard	87	1310	15.1	20	80
2009	Toren Dixon	60	660	11.0	6	80
2010	Sam McGuffie	39	384	9.8	3	64
2011	Vance McDonald	44	541	12.3	5	49
2012	Jordan Taylor	57	826	14.5	3	46

(\*) Led SWC

(+) Led Conference USA

(#) Led NCAA

# SCORING

YEAR	PLAYER	TDs (R-P-RT)	PAT	PAT2	FG	TP
1951	Bill Howton	0-7-0				42
1952	Kosse Johnson	5-0-0				30
1953	Kosse Johnson (*)	10-0-0		2		62
1954	Dicky Maegle (*)	11-0-1				72
1955	Jerry Hall	1-1-1				18
1956	Buddy Dial	0-5-0				30
1957	King Hill (*)	5-0-0	17-22			47
1958	Bill Bucek	1-0-0	12-14		4-7	30
1959	Bill Bucek	4-1-0	2-4		0-3	32
1960	Billy Cox	6-0-0				30
1961	Butch Blume (*)	5-1-0	20-22		6-9	74
1962	Randall Kerbow	2-0-0	15-15		1-2	30
1963	Larry Rice		13-19		4-6	25
1964	Gene Fleming	1-4-0				30
1965	Chuck Latourette	5-0-1				36
1966	Robby Shelton	6-0-0		1		38
1967	Lester Lehman	5-0-0				30
	Terry Shelton	5-0-0				30
1968	Terry Conley	8-0-0				48
1969	Mike Spruill	8-0-0				48
1970	Mark Williams		22-22		2-8	28
1971	Mark Williams		9-10		13-22	48
1972	Mark Williams		18-18		15-27	63
1973	Alan Pringle		14-14		12-15	50
1974	Alan Pringle		8-9		7-12	29
1975	Alvaro Arenas		20-20		8-20	44

YEAR	PLAYER	TDs (R-P-RT)	PAT	PAT2	FG	TP
1976	Kenneth Roy	0-9-0				54
1977	Earl Cooper	7-1-0		1-1		50
1978	David Houser	0-7-0		1-1		44
1979	Earl Cooper	5-2-0				42
1980	Stanley Sam		20-21		6-12	38
1981	Joel Baxter		16-17		9-12	43
1982	Joel Baxter		14-16		4-7	26
1983	Kevin Trigg	3-0-0		1-1		20
1984	James Hamrick		20-23		11-16	53
1985	James Hamrick		18-20		17-22	69
1986	Darrell Goolsby	0-4-0				24
1987	Glen Ray Hines		19-25		10-17	49
1988	Clint Parsons		14-16		9-17	41
1989	Donald Hollas	7-0-0				42
1990	Donald Hollas	11-0-0				66
1991	Trevor Cobb	14-0-0				84
1992	Trevor Cobb	11-4-0		1-1		92
1993	Johnny Bagwell		35-35		10-16	65
1994	Matt Huelsman		17-18		12-18	53
1995	Mike Ruff		19-19		9-14	46
1996	Chad Nelson	11-0-0				66
1997	Benji Wood (#)	16-0-0				96
1998	Jamie Tyler	8-0-0				48
1999	Chad Richardson	11-0-0		1-2		68
2000	Derek Crabtree		26-28		8-12	50
2001	Kyle Herm	11-0-0				66

YEAR	PLAYER	TDs (R-P-RT)	PAT	PAT2	FG	TP
2002	Brennan Landry		31-33		8-15	55
2003	Robbie Beck	12-0-0				72
2004	Ed Bailey	12-1-0				78
2005	John Wall	7-0-0				42
2006	Jarett Dillard	0-21-0				126
2007	Jarett Dillard	0-14-0				84
2008	Jarett Dillard	0-20-0				120
2009	Charles Ross	11-0-0				66
2010	Chris Boswell	0-0-0	41-44		11-17	74
2011	Chris Boswell	0-0-0	31-32		17-21	82
2012	Chris Boswell	0-0-0	45-47		23-29	114

(\*) Led SWC

(#) Led WAC

(+) Led Conference USA

# TOTAL OFFENSE

YEAR	PLAYER	RUSH	PASS	YARDS	G/Avg.
1951	Dan Drake	-151	859	708	70.8
1952	Kosse Johnson	592	11	603	60.3
1953	Kosse Johnson	944	1	945	94.5
1954	Dicky Maegle	905	0	905	90.5
1955	Pinky Nisbet	83	339	422	42.2
1956	Frank Ryan	101	704	805	80.5
1957	*King Hill	446	78	1244	124.4
1958	Alvin Hartman	85	429	514	51.4
1959	Bill Bucek	511	259	770	77.0
1960	Billy Cox	106	510	616	61.6
1961	Randall Kerbow	249	505	754	75.4
1962	Randall Kerbow	27	703	730	73.0
1963	Walter McReynolds	81	728	809	80.9
1964	Walter McReynolds	37	675	712	71.2
1965	David Ferguson	408	584	992	99.2
1966	Robby Shelton	607	328	935	93.5
1967	Robert Hailey	8	1437	1445	144.5
1968	Robby Shelton	479	594	1073	107.3
1969	Stahle Vincent	277	556	833	83.3
1970	Philip Wood	356	489	845	84.5
1971	Stahle Vincent	945	38	983	89.4
1972	Bruce Gadd (*)	-74	2075	2001	181.9
1973	Tommy Kramer	4	705	709	64.5
1974	Tommy Kramer	-37	847	810	73.6
1975	Tommy Kramer (*)	217	1328	1545	140.5
1976	Tommy Kramer (^)	-45	3317	3272	297.5

YEAR	PLAYER	RUSH	PASS	YARDS	G/Avg.
1977	Randy Hertel	-159	1620	1461	132.8
1978	Randy Hertel	-58	1677	1619	147.2
1979	Randy Hertel	-195	1652	1457	132.5
1980	Randy Hertel	-8	1212	1204	120.4
1981	Michael Calhoun	338	1480	1818	165.3
1982	Doug Johnson	72	936	1008	168.0
1983	Philip Money	-33	1131	1098	99.8
1984	Kerry Overton	27	1593	1620	147.3
1985	Mark Comalander	-76	1232	1156	192.7
1986	Mark Comalander	-47	1430	1383	125.7
1987	Quentis Roper	306	884	1190	108.2
1988	Quentis Roper	315	1607	1922	174.7
1989	Donald Hollas	431	1815	2246	249.6
1990	Donald Hollas	195	1808	2003	182.1
1991	Trevor Cobb	1692	0	1692	153.8
1992	Bert Emanuel	680	1558	2238	203.5
1993	Bert Emanuel	476	1521	1997	181.6
1994	Josh LaRocca	323	806	1129	112.9
1995	Josh LaRocca	198	807	1005	143.6
1996	Chad Nelson	801	257	1058	96.2
1997	Chad Nelson	953	526	1479	134.5
1998	Chad Richardson	746	598	1344	134.4
1999	Chad Richardson	831	563	1394	126.7
2000	Corey Evans	395	271	666	83.2
2001	Kyle Herm	897	1121	2018	168.2
2002	Kyle Herm	416	685	1101	100.1

YEAR	PLAYER	RUSH	PASS	YARDS	G/Avg.
2003	Greg Henderson	615	485	1100	100.0
2004	Greg Henderson	566	487	1053	117.0
2005	Joel Armstrong	555	554	1109	100.8
2006	Chase Clement	481	1707	2188	273.5
2007	Chase Clement	535	3377	3912	326.0
2008	Chase Clement	693	4119	4812	370.2
2009	Nick Fanuzzi	-1	1598	1597	159.7
2010	Nick Fanuzzi	13	1681	1694	169.4
2011	Taylor McHargue	124	1072	1196	132.9
2012	Taylor McHargue	667	2209	2876	239.7

(\*) Led NCAA and SWC in total offense

(^) Led SWC in total offense

# ALL-PURPOSE YARDS

YEAR	PLAYER	YARDS	RUSH	REC.	RET.	PLAYS
1953	Kosse Johnson	1316	944	129	243	202
1954	Dicky Maegle	1512	905	198	409	183
1955	Jerry Hall	360	255	3	102	67
1956	Raymond Chilton	516	405	63	48	101
1957	King Hill	529	446	0	83	97
1958	Gordon Speer	491	241	91	159	77
1959	Bill Bucek	737	511	69	157	135
1960	Bob Wayt	739	392	132	215	113
1961	Butch Blume	653	308	77	268	82
1962	Ronnie Graham	743	202	66	475	90
1963	Gene Fleming	988	270	85	633	101
1964	Gene Fleming	748	395	87	266	125
1965	Chuck Latourette	1005	408	138	459	130
1966	L.V. Benningfield	831	597	71	163	148
1967	Terry Shelton	820	651	146	23	145
1968	Tony Conley	757	681	76	0	190
1969	Mike Spruill	561	440	44	77	107
1970	Macon Hughes	655	79	116	460	45
1971	Stahle Vincent	1041	945	96	0	260
1972	Gary Ferguson	861	639	191	31	186
1973	James Sykes	819	204	12	603	62
1974	James Sykes	555	246	17	292	79
1975	John Coleman	861	782	79	0	179
1976	James Sykes (*)	1550	435	653	462	194
1977	David Houser	801	0	795	6	56
1978	Earl Cooper	959	350	210	399	140

YEAR	PLAYER	YARDS	RUSH	REC.	RET.	PLAYS
1979	Earl Cooper	999	536	463	0	193
1980	Calvin Fance	907	730	177	0	211
1981	Hosea Fortune	489	0	489	0	29
1982	Melvin Robinson	794	11	584	199	53
1983	Kevin Trigg	638	579	39	20	209
1984	Melvin Robinson	706	81	593	32	62
1985	Antonio Brinkley	1299	860	164	275	193
1986	Quentis Roper	1071	230	0	841	115
1987	Lorenzo Cyphers	938	751	187	0	202
1988	Eric Henley	1150	330	283	537	132
1989	Trevor Cobb	1325	545	161	619	226
1990	Trevor Cobb (*)	1674	1325	312	37	321
1991	Trevor Cobb (*)	1844	1692	136	16	375
1992	Trevor Cobb (*)	1669	1386	283	0	301
1993	Yoncy Edmonds	1027	941	86	0	209
1994	Spencer George	936	804	132	0	199
1995	Michael Perry	931	282	53	596	86
1996	Michael Perry	1561	656	9	896	172
1997	Michael Perry (^)	1784	1034	44	706	197
1998	Michael Perry	1306	524	113	669	143
1999	Chad Richardson	831	831	0	0	203
2000	Sean White	577	134	24	396	59
2001	Clint Hatfield	974	361	19	594	94
2002	Robbie Beck	623	601	22	0	121
2003	Thomas Lott	831	714	15	102	109
2004	Ed Bailey	1050	1021	27	2	232

YEAR	PLAYER	YARDS	RUSH	REC.	RET.	PLAYS
2005	Quinton Smith	942	902	40	0	147
2006	Quinton Smith	1608	1096	410	102	257
2007	Jarett Dillard	1057	0	1057	0	79
2008	James Casey	1682	241	1329	112	182
2009	Shane Turner	901	24	--4	881	49
2010	Sam McGuffie	1277	883	382	0	236
2011	Tyler Smith	1169	860	309	0	194
2012	Charles Ross	898	800	98	0	157

(\*) Led SWC

(^) Led WAC in All-Purpose yards

# KICKOFF RETURNS

YEAR	PLAYER	No.	Yds.	Avg.	LP	TD
1953	Kosse Johnson	8	224	28.0	—	-
1954	Morris Stone	7	145	20.7	—	-
1955	Virgil Mutschink	5	116	23.2	—	-
1956	Bobby Williams	8	155	19.4	—	-
1957	Larry Dueitt	5	180	36.0	—	-
1958	Larry Dueitt	7	146	20.9	—	-
1959	Robert Wayt	8	156	19.5	—	-
1960	Robert Wayt	6	158	26.3	—	-
1961	Robert Wayt	9	205	22.8	—	-
1962	Ronnie Graham (*)	20	418	20.9	—	-
1963	Gene Fleming	13	391	30.3	98	-
1964	Gene Fleming	12	201	16.7	—	0
1965	Chuck Latourette	21	459	21.8	76	-
1966	Chuck Latourette	18	297	16.5	31	-
1967	Macon Hughes	14	325	23.2	—	-
1968	Charles Robinson (*)	21	425	20.2	32	0
1969	Dale Bernauer	19	352	10.5	24	0
1970	Macon Hughes (*)	15	460	30.7	—	-
1971	Carl Swierc	12	279	23.3	—	-
1972	Carl Swierc	11	220	20.0	—	-
1973	James Sykes (*)	21	601	28.6	99	1
1974	James Sykes (*)	11	292	26.6	97	1
1975	Ardie Segars	14	237	16.9	34	0
1976	James Sykes (*)	18	462	25.7	98	1
1977	Charlie Taylor (*)	18	412	22.9	—	0
1978	Earl Cooper	21	399	19.0	—	0

YEAR	PLAYER	No.	Yds.	Avg.	LP	TD
1979	Frank Wilson	12	188	15.7	—	0
1980	Alvin Runnells	11	221	20.1	—	0
1981	Melvin Robinson	9	160	17.8	—	0
1982	Vince Courville	26	524	20.2	68	0
1983	Marc Scott	11	182	16.5	35	0
1984	Antonio Brinkley	19	383	20.2	90	1
1985	Antonio Brinkley	12	275	22.9	73	0
1986	Quentis Roper (*)	34	795	23.4	45	0
1987	Quentis Roper	19	438	23.1	39	0
1988	Eric Henley	24	410	17.1	32	0
1989	Trevor Cobb	33	598	18.1	30	0
1990	Nathan Bennett	22	471	21.4	55	0
1991	Nathan Bennett	16	331	20.7	38	0
1992	Donald Allen	17	358	21.1	42	0
1993	Jimmy Lee	16	318	19.9	47	0
1994	Kris Armstrong	11	240	21.8	30	0
1995	Michael Perry	23	421	18.3	31	0
1996	Michael Perry	24	596	24.8	41	0
1997	Michael Perry	31	680	21.9	39	0
1998	Michael Perry	31	669	21.6	45	0
1999	Sean White	19	400	21.1	49	0
2000	Sean White	22	359	16.3	27	0
2001	Clint Hatfield	23	551	24.0	78	0
2002	Sean White	18	359	19.9	39	0
2003	Marcus Battle	16	289	18.1	31	0
2004	Andray Downs	18	437	24.3	53	0

YEAR	PLAYER	No.	Yds.	Avg.	LP	TD
2005	Andray Downs	18	338	18.8	34	0
2006	Mike Falco	21	461	22.0	45	0
2007	Ja'Corey Shepherd	27	473	17.5	39	0
2008	Ja'Corey Shepherd	41	885	21.6	43	0
2009	Shane Turner	37	881	23.8	52	0
2010	Andy Erickson	27	546	20.9	43	0
2011	Jeremy Eddington	21	435	20.7	41	0
2012	Jeremy Eddington	9	306	34.0	97	1

(\*) Led SWC in kickoff returns

# PUNT RETURNS

YEAR	PLAYER	No.	Yds.	Avg.	LP	TB
1951	Horton Nesrsta	21	315	15.0	—	-
1952	Horton Nesrsta (#)	44	526	12.2	—	-
1953	Dicky Maegle	17	194	11.4	—	-
1954	Dicky Maegle (#)	15	293	19.5	—	-
1955	Page Rogers	7	55	7.9	—	-
1956	Dan Shuford	2	53	26.5	—	-
1957	Bobby Williams	8	138	17.3	—	1
1958	Gordon Speer	6	49	8.1	—	-
1959	Gordon Speer (*)	13	178	13.7	—	1
1960	Robert Wayt	9	57	6.3	—	-
	Butch Blume	6	86	14.3	—	-
1961	Butch Blume	14	142	10.1	—	-
1962	Ron Hatfield	11	149	13.5	—	-
1963	Gene Fleming	23	242	10.5	44	-
1964	David Ferguson	34	381	11.2	71	1
1965	Ronnie Cervenka	11	72	6.5	14	-
1966	Chuck Latourette	23	297	12.9	60	1
1967	Ronnie Sollock	15	159	10.6	—	-
1968	Dickie Phillips	9	22	2.4	6	0
1969	Gilbert King	7	17	2.7	13	0
	Philip Wood	4	79	19.8	43	0
1970	Chris Hale	17	146	8.6	—	0
1971	Gilbert King	22	222	10.1	—	-
1972	Bruce Henley	21	263	12.5	—	-
1973	Bruce Henley	18	88	4.9	24	0
1974	David Houser (*)	13	153	11.8	61	0

YEAR	PLAYER	No.	Yds.	Avg.	LP	TD
1975	Gary Cox	8	106	13.3	70	0
1976	David Houser	8	30	3.8	18	0
1977	Cedrick Johnson	12	87	7.3	—	0
1978	David Houser	3	-6	-2.0	—	0
1979	Steve Pasterchick	17	81	4.8	—	0
1980	Mike Firestone	10	35	3.5	—	0
1981	Brian Mica	10	24	2.4	—	0
1982	Melvin Robinson	12	152	12.7	38	0
1983	Melvin Robinson	12	57	4.8	20	0
1984	Todd Jones	15	73	4.9	13	0
1985	Todd Jones	16	84	7.6	12	0
1986	Darrell Goolsby	11	48	4.4	21	0
1987	Darrell Goolsby	11	60	5.5	11	0
1988	Eric Henley	15	127	8.5	24	0
1989	Eric Henley	21	109	5.2	22	0
1990	Eric Henley	21	162	7.7	36	0
1991	Nathan Bennett	16	83	5.2	12	0
1992	Donald Allen	21	252	12.0	40	0
1993	Nathan Bennett	15	83	5.5	46	0
1994	Byron Coston	4	79	19.8	38	0
	Emerson Allen	13	99	7.6	21	0
1995	Michael Perry	19	175	9.2	19	0
1996	Michael Perry	25	300	12.0	67	1
1997	LaD. McCalla	22	194	8.8	84	1
1998	LaD. McCalla	16	178	11.1	52	0
1999	Jason Hebert	16	96	6.0	12	0

YEAR	PLAYER	No.	Yds.	Avg.	LP	TD
2000	Kyle Herm	9	50	5.6	27	0
2001	Dan Dawson	11	58	5.3	13	0
2002	Kevin Ford	15	100	6.7	18	0
2003	Will Galusha	17	116	6.8	22	0
2004	Lance Byrd	12	98	8.2	24	0
2005	Brandon King	14	80	5.7	37	0
2006	Brandon King	13	115	8.8	19	0
2007	Ja'Corey Shepherd	22	120	5.5	20	0
2008	James Casey	14	112	8.0	32	0
2009	Andrew Sendejo	9	129	14.3	47	0
2010	Andy Erickson	8	58	7.2	14	0
2011	Mario Hull	16	163	10.2	28	0
2012	Dennis Parks	13	42	3.2	18	0

(\*) Led SWC

(#) Led NCAA and SWC in punt returns

YEAR	PLAYER	No.	Yds.	Avg.	LP	TD
1953	Pinky Nisbet	4	94	23.5	—	-
1954	Morris Stone	3	39	13.0	—	-
1955	Jerry Hall	3	28	9.3	—	-
	Pinky Nisbet	2	78	39.0	—	-
1956	Bobby Williams	2	7	3.5	—	-
1957	King Hill	4	49	12.3	—	-
1958	Bill Bucek	5	84	16.8	—	-
1959	Gordon Speer	4	54	13.5	—	-
1960	Butch Blume	2	54	27.0	—	-
1961	Butch Blume (*)	4	94	23.5	—	-
1962	Billy Hale	2	43	21.5	—	-
1963	Gene Fleming	2	45	22.5	—	-
1964	David Ferguson	4	45	11.3	—	-
1965	Ronnie Cervenka	2	10	5.0	—	-
1966	Chuck Latourette	3	68	22.7	—	-
1967	Hugo Hollas	5	62	12.4	—	0
1968	Randy Jinks	3	18	6.0	—	0
1969	David Keys	4	18	4.5	10	0
1970	Chris Hale	5	73	14.6	—	-
1971	Bruce Henley	6	109	18.2	—	-
1972	Bruce Henley (*)	7	88	12.6	—	-
1973	Preston Anderson	4	25	6.3	—	0
1974	Randy Piel	2	15	7.5	15	0
1975	Larry Brune (*)	6	104	17.3	86	1
1976	Ardie Segars	2	26	13.0	26	0
1977	Don Parrish	4	2	0.5	—	0

1978	Michael Downs	5	76	15.2	—	0
1979	Rickey Thomas	2	6	3.0	—	0
1980	Michael Downs	3	58	19.3	—	0
1981	Brian Patterson	4	77	19.3	—	0
1982	Alvin Rettig	4	43	10.8	—	0
1983	Brian Patterson	4	102	25.5	85	1
1984	Dwayne Holmes	5	69	13.8	43	1
1985	Ed Freeny	2	37	18.5	19	0
1986	William McClay	4	37	9.3	32	0
1987	William McClay	3	13	4.3	13	0
1988	Otha Latin	1	25	25.0	25	0
<i>(Terry Thornton 1/5; Everett Coleman 1/0)</i>						
1989	David Griffin	6	10	1.7	10	0
1990	Robert Summerlin	3	26	8.7	19	0
	Greg King	3	0	0.0	0	0
1991	Tony Barker	5	90	18.0	34	0
1992	Sean Washington	4	153	38.3	60	2
1993	Nathan Bennett (*)	6	123	20.5	39	1
1994	Aaron Stanley	1	23	23.0	23	0
<i>(Joe Davis 1/12; Derrick Williams 1/8; Warrick Franklin &amp; Jeff Sowell's 1/0)</i>						
1995	Warrick Franklin	3	25	8.3	22	1
1996	Jason Winship	1	60	60.0	60	1
<i>(LaD. McCalla 1/39; Tony Washington 1/30; Karlton Bedford 1/27; Aaron Stanley 1/17; Warrick Franklin 1/11; Rashad Reynolds 1/0)</i>						
1997	LaD. McCalla	5	81	16.2	37	0
1998	LaD. McCalla	4	44	11.0	27	0
1999	Jason Hebert	4	103	25.8	46	0

2000	Dan Dawson (#)	7	206	29.4	68	1
2001	Jason Hebert	4	0	0.0	0	0
2002	Antwan Shell	2	2	1.0	5	0
	Corey Evans	2	0	0.0	0	0
2003	Terry Holley	2	55	27.5	33	1
	Adam Herrin	2	35	17.5	35	1
2004	Terry Holley	3	11	3.7	10	0
2005	Ja'Corey Shepherd	2	0	--	0	0
2006	Andray Downs	2	72	36.0	72	1
<i>(Brandon King 2/37; Terrance Garmon 2/20; Ja'Corey Shepherd 2/2)</i>						
2007	Andrew Sendejo	5	92	18.4	30	1
2008	Andrew Sendejo	3	55	18.3	55	1
	Chris Douglas	3	50	16.7	40	1
2009	Jarrett Ben	2	14	7.0	14	0
2010	Travis Bradshaw	2	11	5.5	8	0
2011	Xavier Webb	2	52	26.0	29	0
2012	Paul Porras	2	75	37.5	75	1
<i>(Cameron Nwosu 2/27; Bryce Callahan &amp; Julius White 2/0)</i>						

(\*) Led SWC

(#) Led WAC in interceptions



# PUNTING

YEAR	PLAYER	No.	Yds.	Avg.	LP	BLK
1951	Kosse Johnson	82	3056	37.3	—	-
1952	Kosse Johnson	82	2886	35.2	—	3
1953	Kosse Johnson	41	1405	34.3	—	-
1954	Pinky Nisbet	30	1135	37.8	—	-
1955	King Hill (*)	28	1108	39.6	—	-
1956	King Hill	28	972	34.7	—	-
1957	King Hill	29	1042	35.9	—	-
1958	Pat Bailey	31	1192	38.5	—	-
1959	Gordon Speer	32	1199	37.4	—	-
1960	Roland Jackson	22	839	37.6	—	-
1961	Robert Wayt	40	1541	38.5	—	-
1962	Gene Fleming	60	2040	34.0	—	-
1963	Gene Fleming	45	1663	36.9	65	-
1964	Chuck Latourette	71	2682	37.7	—	-
1965	Chuck Latourette	57	2134	37.4	58	-
1966	Chuck Latourette	60	2251	37.5	78	-
1967	Dan Van Winkle	30	1130	37.3	—	-
1968	Dan Van Winkle	25	935	37.4	54	-
1969	Bucky Allshouse	83	3182	38.3	62	-
1970	Bucky Allshouse	57	2090	36.7	—	-
1971	Mark Williams (*)	63	2602	41.3	53	0
1972	Mark Williams (*)	58	2254	38.8	59	-
1973	Mike Landrum	84	3323	39.6	79	0
1974	Mike Landrum	77	2976	38.7	70	1
1975	Mike Landrum	67	2744	41.0	64	0
1976	Tommy Lewis	68	2435	35.8	80	3

YEAR	PLAYER	No.	Yds.	Avg.	LP	BLK
1977	Steve Gleaves	86	3296	38.3	—	1
1978	Steve Gleaves	60	2339	39.0	73	0
1979	Steve Gleaves	71	2871	40.4	61	0
1980	Dale Walters	64	2274	35.5	71	1
1981	Dale Walters	78	3045	39.4	84	2
1982	Dale Walters	63	2471	39.2	80	2
1983	Dale Walters	82	3452	42.1	67	1
1984	DeWayne Burnett	47	1845	39.3	59	0
1985	Steve Kidd (*)	55	2527	46.0	67	0
1986	Steve Kidd	56	2072	37.0	63	0
1987	Glen Ray Hines	52	1852	35.6	56	3
1988	Clint Parsons	51	1965	38.5	61	1
1989	Bobby Schrader	63	2366	37.6	55	1
1990	Clint Parsons	52	2148	41.3	80	2
1991	Darrell Richardson	58	2280	39.3	66	0
1992	Darrell Richardson	60	2257	37.6	52	0
1993	Tucker Phillips	57	2050	36.0	55	1
1994	Tucker Phillips	48	1855	38.7	64	0
1995	Tucker Phillips (*)	57	2487	43.6	70	0
1996	Tucker Phillips	53	2433	45.9	62	1
1997	Scott Grimes	45	1796	39.9	63	0
1998	Victor Young	25	962	38.5	65	1
1999	Travis Hale	53	2198	41.5	64	2
2000	Travis Hale (^)	54	2256	41.8	55	0
2001	Travis Hale	66	2581	39.1	77	0
2002	Travis Hale	58	2052	40.6	57	2

YEAR	PLAYER	No.	Yds.	Avg.	LP	BLK
2003	Jared Scruggs (^)	51	2341	45.9	73	0
2004	Jared Scruggs	38	1433	37.7	55	1
2005	Jared Scruggs	48	2056	42.8	57	1
2006	Jared Scruggs	63	2444	38.8	61	1
2007	Luke Juist	67	2618	39.1	74	1
2008	Kyle Martens	51	1953	38.3	57	0
2009	Mark Brundage	26	1149	44.2	63	0
	Kyle Martens	48	2094	43.6	63	0
2010	Kyle Martens	52	2391	46.0	71	0
2011	Kyle Martens	78	3403	43.0	65	0
2012	Taylor Cook	39	1419	36.4	65	0

(\*) Led SWC

(^) Led WAC in punting

# TACKLES

YEAR	PLAYER	PRIMARY	ASSIST	TOTAL
1974	Randy Piel	83	48	131
1975	Larry Brune	64	44	108
1976	NA			
1977	NA			
1978	NA			
1979	Lamont Jefferson	51	55	106
1980	Robert Williamson	131	65	196
1981	Dan Foster	68	42	110
	Richard Gray	67	43	110
1982	Wayne Harpold	88	48	136
1983	Joel Rios	47	35	82
1984	Danny Burgess	51	38	89
1985	Danny Burgess	52	43	95
1986	Danny Burgess	73	36	109
1987	Kyle Falk	64	19	83
1988	O.J. Brigance	90	38	128
1989	O.J. Brigance	58	46	104
1990	O.J. Brigance	49	60	109
1991	Tony Barker	78	49	127
1992	Emmett Waldron	38	64	102
1993	Emmett Waldron	67	36	103
1994	Joe Davis	79	34	113
1995	Larry Izzo	80	41	121
1996	Thomas Benford	59	20	79
1997	Rashad Reynolds	60	23	83
1998	Dan Dawson	52	29	81

YEAR	PLAYER	PRIMARY	ASSIST	TOTAL
1999	Jason Hebert	53	30	83
2000	Dan Dawson	33	55	88
	Rashard Pittman	25	63	88
2001	Jason Hebert	68	35	103
2002	Jeff Vanover	59	33	92
2003	Terry Holley	68	24	92
2004	Adam Herrin	51	23	74
2005	John Syptak	42	30	72
2006	Brian Raines	85	33	118
2007	Andrew Sendejo	73	34	107
2008	Andrew Sendejo	61	33	94
2009	Travis Bradshaw	90	31	121
2010	Corey Frazier	61	22	83
2011	Cameron Nwosu	58	50	108
2012	Paul Porras	64	29	93

## Doak Walker Award

1991 Trevor Cobb (RB)

## Rice All-Americans

1934 Bill Wallace (B)

1944 H.J. Nichols (G)

1946 Weldon Humble (G)

1949 Froggy Williams (E)

1949 Joe Watson (C)

1951 Bill Howton (E)

1953 John Hudson (T)

1953 Kosse Johnson (B)

1954 Dicky Maegle (HB)

1957 King Hill (QB)

1958 Buddy Dial (E)

1964 Malcolm Walker (C)

1976 Tommy Kramer (QB)

1985 Steve Kidd (P)

1991 Trevor Cobb (RB)

1992 Trevor Cobb (RB)

1997 Charles Torello (OG)

2006 Jarett Dillard (WR)

2008 Jarett Dillard (WR)

2010 Kyle Martens (P)

## Freshman All-America

1996 Rod Beavan (OL)

2007 James Casey (WR)

2008 Travis Bradshaw (DB)

2011 Bryce Callahan (CB)

Mario Hull (KR)

## CFA Scholar-Athlete Team

1991 Trey Teichelman (OG)

1992 Joey Wheeler (LB)

1995 Jay Lamy (DB)

## CoSIDA Academic All-American

1952 Richard Chapman (DG)

1953 Richard Chapman (DG)

1954 Dicky Maegle (B)

1960 Boyd King (G)

1969 Steve Bradshaw (DG)

1979 LaMont Jefferson (LB)

1983 Brian Patterson (DB)

1988 Mike Boudousquie (WR)

1992 Joey Wheeler (LB)

1995 Jay Lamy (DB)

1996 Jason Winship (DT)

1997 Benji Wood (RB)

2000 Travis Ortega (DB)

2008 James Casey (WR)

2010 Travis Bradshaw (SAF)

## Fort Worth Kiwanis Sportsmanship Award

1958 Buddy Dial (E)

1976 Tommy Kramer (QB)

1980 Randy Hertel (QB)

1990 Donald Hollas (QB)

## American Spirit Award

1987 Danny Burgess (LB)

1988 Courtney Hall (C)

1991 Trey Teichelman (OG)

1992 Trevor Cobb (RB)

## SWC Academic Honor Team

1987 Mike Boudousquie, Jeff Hood, Brent Knapton

1988 Donald Hollas, Jeff Hood, John Isaac

1989 Paul Brotze, Donald Hollas, Allen Koch

1990 Donald Hollas, Bill Stone, Trey Teichelman

1991 Joel Dawson, Trey Teichelman, Joey Wheeler

1992 Joey Wheeler, Tom Hetherington, Charles Gulbranson

1993 Tom Hetherington, Jeff Mercer, Jeffrey Sowell

1994 Bobby Dixon, Brynton Goynes, Josh LaRocca

1995 Bobby Dixon, Josh LaRocca, Jeremy Thigpen

## WAC Academic All-Conference

1996 David Grenardo, Mike Ruff, Larry Thompson, Jason Winship, Benji Wood

1997 Matt Baldwin, Jeremy Bates, Blair Brown, David Grenardo, Travis Ortega, Judd Smith, Paul Thomas, Benji Wood, Victor Young

1998 Matt Baldwin, Mike Gingrich, Billy Harvin, Andrew Hughes, Jake Jackson, Travis Ortega,

Judd Smith, Adam Williams, Joe Bob Thompson, Victor Young

1999 Matt Baldwin, Mike Gingrich, Billy Harvin, Jake Jackson, Travis Ortega, Judd Smith, Matt Webber, Adam Williams, Joe Bob Thompson, Victor Young

2000 Billy Harvin, Evan Meeks, Jake Jackson, Travis Ortega, Joe Bob Thompson, Matt Webber

2001 Rene Aninao, Jonathan Chism, Dan Dawson, Billy Harvin, Evans Meeks, Thompson, Matt Webber

2002 Jonathan Chism, Rob Daniel, Chris DeMunbrun, Vincent Hawkins, Ross Huebel, Michael Merrick, Brandon Skeen, Edgar Vega, Ben Wiggins

2003 John Brock, David Carter, Andrew Cates, Jonathan Chism, Rob Daniel, Chris DeMunbrun, Matt Ginn, Ross Huebel, Michael Merrick, Brandon Skeen,

	John Syptak, Edgar Vega, Ben Wiggins		1925	Wash Underwood (G)		1947	J.W. Magee (G)		1959	Rufus King (G)		1973	Bruce Henley (DB)
2004	Joel Armstrong, Raymorris Barnes, Bio Bilaye-Benibo, David Carter, Jonathan Cary, Buck Casson, Rob Daniel, Matt Ginn, Andy Hall, Robby Heos, Ross Huebel, John Syptak, Edgar Vega, Joe Don Wood		1926	Wash Underwood (G)			Joe Watson (C)		1960	Johnny Burrell (E)			Cornelius Walker (NG)
			1930	Bill Morgan (G)		1948	Joe Watson (C)			Rufus King (G)		1976	Tommy Kramer (QB)
			1931	Lou Hassell (T)			Froggy Williams (E)		1961	Johnny Burrell (E)			Kenneth Roy (TE)
			1933	Fred Lauterbach (T)		1949	Ralph Murphy, T Joe Watson (C)			Roland Jackson (B)		1980	Robert Hubble (TE)
			1934	John McCauley (B) Ralph Miller (T) Leche Sylvester (E) Bill Wallace (B)			Froggy Williams (E) Gerald Weatherly (LB)		1962	Gene Raesz (E)			Robert Williamson (LB)
			1935	John McCauley (B) Leche Sylvester (E) Bill Wallace (B)		1950	Paul Giroski (T)		1963	Johnny Nichols (G)		1982	Deron Miller (TE)
			1939	Olie Cordill (B)		1951	Bill Burkhalter (DB) Bill Howton (E)		1964	Dale Calihan (DE) Malcolm Walker (C)		1985	Antonio Brinkley (RB)
			1940	Moose Hartman (T) Ken Whitlow (C)		1952	Bill Crockett (OT) Richard Chapman (DG) Don Rhoden (LB)		1965	Jim Vining (OT)			Steve Kidd (P)
			1941	Art Goforth (G)		1953	Richard Chapman (T) Kosse Johnson (B) Kenny Paul (G) Leo Rucka (C)		1966	Chuck Latourette (DB)			Darrick Wells (WR)
			1942	Dick Dwelle (B) Weldon Humble (G) Carl Russ (B)					1967	Jay Collins (DE) Hugo Hollas (LB) Leland Winston (OT)		1986	Quentis Roper (KR)
			1943	Charles Malmberg (T)		1954	Dicky Maegle (B) Kenny Paul (G) Eddie Rayburn (T)		1969	Roger Roitsch (DT)		1987	Dwain Turner (DT)
			1944	H.J. Nichols (G) George Walmsley (B)					1970	Bucky Allshouse (DB) Roger Roitsch (DT)			Courtney Hall (C)
			1945	Bob Nemir (B)		1957	Buddy Dial (E) Matt Gorges (G) King Hill (QB) Larry Whitmire (T)		1971	Rodrigo Barnes (LB) Stahle Vincent (RB)			Donald Hollas (DB)
			1946	Weldon Humble (G) Huey Keeney (B) Carl Russ (B)					1972	Rodrigo Barnes (LB) Gary Butler (TE) Bruce Henley (DB) Ron Waedemon (OT) Mark Williams (PK)		1988	Courtney Hall (C) Donald Hollas (DB)
						1958	Buddy Dial (E) J.D. Smith (T)					1989	O.J. Brigance (LB) David Griffin (DB) Eric Henley (WR)
												1990	O.J. Brigance (LB) Trevor Cobb (RB) Clint Parsons (PK) Richard Segina (C) Trey Teichelman (OG)
												1991	Trevor Cobb (RB) Trey Teichelman (OG) Eric Henley (WR)

## All-Conference USA Academic Team

2007	Robbie Heos, Andrew Sendejo
2008	James Casey, Andrew Sendejo
2009	Travis Bradshaw, Clark Fangmeier, Andrew Sendejo
2010	Travis Bradshaw, Brandon Long, Cheta Ozougwu
2011	Scott Solomon, Matt Nordstrom
2012	Tanner Leland

## All-Southwest Conference

1919	Shirley Brick (E)
1920	John Underwood (G) Eddie Dyer (B)
1921	John Underwood (G)



# ALL-STAR PARTICIPANTS

Rice has been well-represented in college football all-star games over the years. Tommy Kramer was the Offensive MVP of the 1976 Senior Bowl while Ndukwe Kalu took home Defensive MVP honors at the 1996 Senior Bowl. Most recently, Jarett Dillard played in the 2009 East-West Shrine Game held across town at the University of Houston's Robertson Stadium.

## East-West Shrine Game

Year	Player (Position)
1936	Bill Wallace (B)
1936	Leche Sylvester (E)
1940	Olie Cordill (B)
1941	Moose Hartman (T)
1942	Bob Brumley (B)
1948	Virgil Eikenberg (QB)
1949	Jake McBride (E)
1950	Lee Stonestreet (C)
1951	Sonny McCurry (E)
1951	Bill Howton (E)
1952	Don Rhoden (LB)
1955	Dicky Maegle (RB)
1958	Buddy Dial (E)
1960	Bill Bucek (QB)
1962	Gene Raesz (E)
1965	Malcolm Walker (C)
1966	Chuck Latourette (DB)
1979	Doug Cunningham (E)
1980	Earl Cooper (RB)

1993	Trevor Cobb (RB)
1994	Nathan Bennett (DB)
1999	LaDoughyous McCalla (DB)
2002	Dan Dawson (DB)
2009	Jarett Dillard (WR)
2010	Cheta Ozougwu (DE)

## AFC-A Hula Bowl

Year	Player (Position)
1954	Dicky Maegle (RB)
1957	King Hill (QB)
1960	Bill Bucek (QB)
1961	Rufus King (G)
1962	Johnny Burrell (E)
1963	Johnny Nichols (G)
1973	Bruce Henley (DB)
1982	Robert Hubble (TE)
1986	James Hamrick (PK)
1987	Steve Kidd (DB-P)
1998	Andy Clifton (DE)
1998	Benji Wood (RB)

1999	LaDoughyous McCalla (DB)
2000	Chad Richardson (RB)
2003	Brandon Green (DE)
2005	Jeremy Calahan (DL)
2005	Greg Wilson (OL)
2006	John Syptak (LB)
2007	Jared Scruggs (P)

## Senior Bowl

Year	Player (Position)
1962	Roland Jackson (RB)
1964	Malcolm Walker (C)
1964	Russell Wayt (DB)
1972	Gary Butler (TE)
1976	Tommy Kramer (QB-MVP)
1976	Kenneth Roy (TE)
1980	Earl Cooper (RB)
1982	Robert Hubble (TE)
1986	James Hamrick (PK-DNP)
1989	Courtney Hall (C)
1991	Donald Hollas (QB)

1992	Eric Henley (WR)
1993	Trevor Cobb (RB)
1994	Bert Emanuel (QB-WR)
1996	Ndukwe Kalu (DE-South Defensive MVP)
2013	Vance McDonald (TE)

## Blue-Gray Game

Year	Player (Position)
1940	Ken Whitlow (C)
1944	H.J. Nichols (G)
1947	Jim Spruill (T)
1947	J.W. Magee (G)
1947	Harold Stockbridge (B)
1948	Nick Lanza (E)
1948	Huey Keeney (B)
1952	Bill Crockett (OT)
1955	Eddie Rayburn (T)
1958	Gene Jones (E)
1958	J.D. Smith (T)
1959	Gordon Speer (B)

1961	Butch Blume (B)
1961	Larry Anthony (B)
1961	Tommy Minter (LB)
1964	Gene Fleming (B)
1965	Jim Vining (T)
1970	Bucky Allshouse (DB)
1971	Stahle Vincent (RB)
1971	Bob Brown (E)
1972	Mark Williams (PK)
1972	Ron Waedemon (OT)
1972	Rodrigo Barnes (LB)
1973	Preston Anderson (DB)
1975	Alan Pringle (PK)
1975	Jody Medford (DT)
1976	Tommy Kramer (QB)
1976	Danny Johnson (OT)
1976	Kenneth Roy (TE)
1979	Earl Cooper (RB)
1981	Robert Hubble (TE)
1985	James Hamrick (PK)
1990	Donald Hollas (QB-DNP)

1990	Richard Segina (C)
2000	Travis Ortega (LB)
2000	Adrian Sadler (DB)
2001	Dan Dawson (DB)

### **AFC A All-America Bowl**

<b>Year</b>	<b>Player (Position)</b>
1960	Gordon Speer (HB)
1961	Rufus King (G)
1962	Roland Jackson (RB)
1963	Gene Raesz (E)
1964	John Mims (T)
1971	Stahle Vincent (RB)
1973	Sammy Johnson (OT)
1976	Larry Brune (DB)

### **North-South Shrine Game**

<b>Year</b>	<b>Player (Position)</b>
1959	Gordon Speer (HB)
1960	Johnny Burrell (E)
1961	George Karam (T)
1962	Randy Kerbow (QB)
1962	Roland Jackson (RB)
1962	Johnny Cole (C)
1962	Gene Raesz (E)
1963	Johnny Nichols (G)

1964	John Mims (T)
1964	Dale Calihan (E)
1965	Ronnie Cervenka (DB)
1970	Roger Roitsch (DT)
1970	Brownie Wheless (OT)
1972	Gary Butler (TE)
1972	Bart Goforth (OG)
1973	Preston Anderson (DB)
1975	Alan Pringle (PK)
1976	Rodney Norton (LB)

### **Chicago College All-Star Game**

<b>Year</b>	<b>Player (Position)</b>
1946	Bill Blackburn (C)
1950	Joe Watson (C)
1950	Tobin Rote (QB-DNP)
1950	Froggy Williams (E-DNP)
1951	Bill Howton (E)
1953	Ron Rhoden (T)
1954	Richard Chapman (T-DNP)
1955	Dicky Maegle (B)
1958	King Hill (QB)
1959	Buddy Dial (E)
1965	Malcolm Walker (C)
1965	Russell Wayt (DB)

### **Canadian-American Bowl**

<b>Year</b>	<b>Player (Position)</b>
1979	Jim Frith (DE)

### **Japan Bowl**

<b>Year</b>	<b>Player (Position)</b>
1982	Joel Baxter (PK)
1982	Michael Calhoun (QB)

### **Intajuce North-South Classic**

<b>Year</b>	<b>Player (Position)</b>
2006	Quinton Smith (RB)
2006	Marcus Rucker (LB)

### **Villages Gridiron Classic**

<b>Year</b>	<b>Player (Position)</b>
2005	Terry Holley (DB)

### **Texas vs. The Nation All-Star Game**

<b>Year</b>	<b>Player (Position)</b>
2007	Quinton Smith (RB)
2008	George Chukwu (DT)

### **Eastham Energy College All-Star Game**

<b>Year</b>	<b>Player (Position)</b>
2010	Brandon Long (DS)

### **Casino Del Sol All Star game**

<b>Year</b>	<b>Player (Position)</b>
2011	Tyler Smith (RB)
	Chris Jammer (CB)

### **NFLPA Collegiate Bowl**

<b>Year</b>	<b>Player (Position)</b>
2013	Sam McGuffie (WR)
	Luke Willson (TE)

# TEAM AWARDS

## George Martin Award

The George Martin Award recognizes a long-time Houston restaurateur that began honoring Rice's most valuable player in 1925. He directed the annual selection until his death in 1962. The recipient is now chosen by a secret ballot of team members.

Year	Player (Position)
1925	Wash Underwood (C)
1926	Wash Underwood (C)
1927	Merle Comstock (B)
1928	Danny Allnoch (B)
1929	Bush Jones (G)
1930	Bill Morgan (G)
1931	Lou Hassell (T)
1932	Joe Lagow (G)
1933	Harry Witt (B)
1934	John McCauley (B)
1935	Bill Wallace (B)
1936	Buck Friedman (B)
1937	Ernie Lain (B)
1938	Walter Williams (E)
1939	Olie Cordill (B)
1940	Ken Whitlow (C)

1941	Art Goforth (G)
1942	Weldon Humble (G)
1943	Charles Malmberg (T)
1944	George Walmsley (B)
1945	Bob Nemir (B)
1946	Weldon Humble (G)
1947	J.W. Magee (G)
1948	Gerald Weatherly (C)
1949	Joe Watson (C)
1950	Bill Howton (E)
1951	Bill Howton (E)
1952	Don Rhoden (C)
1953	Kosse Johnson (B)
1954	Kenny Paul (G)
1955	Lew Harpold (G)
1956	Jerry Harris (C)
1957	King Hill (QB)
1958	Gene Jones (E)
1959	Bill Bucek (QB)
1960	Jim Stroud (C)
1961	Butch Blume (HB)
1962	Gene Raez (E)
1963	Johnny Nichols (G)
1964	Malcolm Walker (C)

1965	Jim Vining (T)
	David Ferguson (HB)
1966	Chuck Latourette (DB)
1967	Hugo Hollas (DB)
1968	Leland Winston (OT)
1969	Steve Bradshaw (DG)
1970	Bucky Allshouse (DB)
1971	Stahle Vincent (RB)
1972	Gary Butler (TE)
1973	Carl Swierc (WR)
1974	Jody Medford (DT)
1975	John Coleman (RB)
1976	Tommy Kramer (QB)
1977	David Houser (WR)
1978	David Houser (WR)
1979	Earl Cooper (RB)
1980	Robert Williamson (LB)
1981	Michael Calhoun (QB)
1982	Melvin Robinson (WR)
1983	Phillip Money (QB)
1984	Melvin Robinson (WR)
1985	Antonio Brinkley (RB)
1986	Quentis Roper (QB-KOR)
1987	Courtney Hall (C)

1988	Courtney Hall (C)
1989	Donald Hollas (QB)
1990	Trevor Cobb (RB)
1991	Trevor Cobb (RB)
1992	Trevor Cobb (RB)
1993	Bert Emanuel (QB)
1994	Byron Coston (RB)
1995	Larry Izzo (LB)
1996	Chad Nelson (QB)
1997	Chad Nelson (QB)
1998	LaDoughyous McCalla (DB)
1999	Chad Richardson (QB)
2000	Dan Dawson (LB)
2001	Kyle Herm (QB)
2002	Brandon Green (DE)
2003	Kyle Herm (QB)
2004	Ed Bailey (RB)
2005	Quinton Smith (RB)
2006	Jarett Dillard (WR)
2007	Chase Clement (QB)
2008	Chase Clement (QB)
2009	Andrew Sendejo (DB)
2010	Travis Bradshaw (SAF)
	Cheta Ozougwu (DE)

2011	Tyler Smith (RB)
2012	Philip Gaines (CB)

## Joe F. Lipscomb Award

Awarded annually to the team's most outstanding freshman, the Joe F. Lipscomb Award is decided by a squad vote.

Year	Player (Position)
1971	Jake Smitherman (LB)
1972	Ken Doucette (LB)
1973	Mark Roquemore (LB)
1974	David Houser (WR)
1975	Tony Hackebeil (RB)
1976	Robert Williamson (LB)
1977	Michael Downs (DB)
1977	Randy Hertel (QB)
1978	Weldon Meeks (RB)
1979	Tim Sanders (RB)
1980	Doug Johnson (QB)
1981	Kevin Trigg (RB)
1982	Alvin Rettig (DB)
1983	Dwain Turner (DT)
1984	Mark Comalander (QB)
1985	Quentis Roper (QB)



1986	Everett Coleman (DB)
1987	Nigel Codrington (DB)
1988	Terry Thornton (DB)
1989	Trevor Cobb (RB) Matt Sign (NG)
1990	Nathan Bennett (RB) Kolis Crier (TE)
1991	Josh LaRocca (QB)
1992	Larry Izzo (LB) Emerson Allen (WR)
1993	Ndukwe Kalu (DE)
1994	Chad Nelson (QB-PK)
1995	Michael Perry (RB)
1996	Judd Smith (NG)
1997	Jake Jackson (NG)
1998	B.J. Forgunson (DT)
1999	Brandon Green (DE)
2000	Robbie Beck (RB)
2001	Clint Hatfield (RB)
2002	Marcus Battle (WR)
2003	Chad Price (DB)
2004	Joel Armstrong (QB)
2005	Jarett Dillard (WR)
2006	Andrew Sendejo (DB)
2007	James Casey (WR)
2008	Chris Jammer (DB)

2009	Charles Ross (DB)
2010	Jeremy Eddington (RB)
2011	Bryce Callahan (CB)
2012	Christian Covington (DT)

### George R. Brown Offense Awards

Originated in 1971, the George R. Brown Offense Awards are given annually to the outstanding lineman, back and receiver. The receiver was not added to the award until 1976. Brown, chairman of Brown & Root Contractors, was a Rice graduate and former chairman of the university's Board of Trustees. He was one of the most active supporters of the university until his death in 1983.

#### Year      Player (Position)

1971	Ron Waedemon (L) Stahle Vincent (B)
1972	Bart Goforth (L) Bruce Gadd (B)
1973	David Vandiver (L) Gary Ferguson (B)
1974	Randy Eggemeyer (L) Gary Ferguson (B)
1975	James Liska (L) Ed Lofton (B)
1976	Danny Johnson (L) James Sykes (B)

	Doug Cunningham (R)
1977	John Joyce (L) Earl Cooper (B) David Houser (R)
1978	Dwayne Moyer (L) Earl Cooper (B) Doug Cunningham (R)
1979	Keith Kveton (L) Earl Cooper (B) Robert Hubble (R)
1980	Darryl Grant (L) Calvin Fance (B) Hosea Fortune (R)
1981	Donny Martin (L) Michael Calhoun (B) Hosea Fortune (R)
1982	Donny Martin (L) Tim Sanders (B) Melvin Robinson (R)
1983	Scott McLaughlin (L) Kevin Trigg (B) Ricky Askew (R)
1984	Scott McLaughlin (L) Marc Scott (B) Melvin Robinson (R)
1985	Bobby Nunez (L) Antonio Brinkley (B)

	Darrick Wells (R)
1986	Russell Moses (L) Quentis Roper (B) Kenny Major (R)
1987	Courtney Hall (L) Lorenzo Cyphers (B) Todd Jones (B) Darrell Goolsby (R)
1988	Courtney Hall (L) Quentis Roper (B) Mike Boudousquie (R)
1989	Allen Koch (L) Richard Williams (B) Eric Henley (R)
1990	Richard Segina (L) Trevor Cobb (B) Courtney Cravin (R) Eric Henley (R)
1991	Trey Teichelman (L) Trevor Cobb (B) Eric Henley (R)
1992	Chris Cooley (L) Trevor Cobb (B) Jimmy Lee (R)
1993	Chris Cooley (L) Yoncy Edmonds (B) Byron Coston (B)

	Jimmy Lee (R)
1994	Chris Cooley (L) Jimmy Lee (B) Ed Howard (R)
1995	Jeremy Thigpen (L) Yoncy Edmonds (B) Jeff Venghaus (R)
1996	Jeremy Thigpen (L) Spencer George (B) Jason Blackwell (R)
1997	Charles Torello (L) Michael Perry (B) Jason Blackwell (R)
1998	Charles Torello (L) Michael Perry (B) Jason Blackwell (R)
1999	Neal Gray (L) Chad Richardson (B) Raphael Tillman (R)
2000	Rod Beavan (L) Jamie Tyler (B) Gavin Boothe (R)
2001	Billy Harvin (L) Kyle Herm (B) Gilbert Okoronkwo (R)

2002	Keith Meyer (L) Vincent Hawkins (B) Marcus Battle (R)	2010	Jake Hicks (L) Sam McGuffie (B) Vance McDonald (R)	1969	Steve Bradshaw (L) Bucky Allshouse (B)		Don Parrish (B)		Donald Hollas (B)
2003	Chris DeMunbrun (L) Robbie Beck (B) Thomas Lott (B) Marcus Battle (R)	2011	Jake Hicks (L) Tyler Smith (B) Vance McDonald (R)	1970	Roger Roitsch (L) Chris Hale (B)	1979	Tom Adams (L) Robert Williamson (LB) Michael Downs (B)	1988	Ted Humphreys (L) O.J. Brigance (LB) William McClay (B)
2004	Greg Wilson (L) Ed Bailey (B) Ryan Simonak (R)	2012	Nate Richards (L) Charles Ross (B) Jordan Taylor (R)	1971	Larry Walling (L) Rodrigo Barnes (LB) Bruce Henley (B)	1980	Tom Adams (L) Robert Williamson (LB) Michael Downs (B)	1989	Tim Fitzpatrick (L) O.J. Brigance (LB) David Griffin (B)
2005	Cory Laxen (L) Quinton Smith (B) Jarett Dillard (R)	<b>Jess Neely Defense Awards</b> The Jess Neely Defense Awards were started in 1966 in honor of the retired Rice head coach and athletic director. Ben Woodson, a long-time Rice booster and former chairman of the American General Companies, arranged for the presentation of two awards in Neely's name every year to the top Owl lineman and back. An award for the top linebacker was added in 1971. Neely passed away in 1983.		1972	Larry Walling (L) LaRay Brashers (LB) Bruce Henley (B)	1981	Clenzie Pierson (L) Don Foster (LB) Richard Crayton (B)	1990	Tim Fitzpatrick (L) O.J. Brigance (LB) Greg King (B)
2006	Robbie Heos (L) Quinton Smith (B) Jarett Dillard (R)			1973	Cornelius Walker (L) Richard Hollas (LB) Preston Anderson (B)	1982	Clenzie Pierson (L) Richard Gray (LB) Brian Mica (B)	1991	Shawn Alberding (L) Tony Barker (LB) Nathan Bennett (B)
2007	Robbie Heos (L) Chase Clement (B) Jarett Dillard (R)			1974	Cornelius Walker (L) Rodney Norton (LB) Larry Brune (B)	1983	Joel Rios (L) Doug Johnson (LB) Richard Crayton (B)	1992	Shawn Alberding (L) Corey Seymour (L) Emmett Waldron (LB) Sean Washington (B)
2008	David Berken (L) CJ Ugokwe (B) Jarett Dillard (R)			1975	Brent Barnes (L) Rodney Norton (LB) Larry Brune (B)	1984	Dwain Turner (L) Danny Burgess (LB) Dwayne Holmes (B)	1993	Corey Seymour (L) Emmett Waldron (LB) Nathan Bennett (B)
2009	Scott Mitchell (L) Tyler Smith (B) Toren Dixon (R)			1976	Jeff Rose (L) Mark Bockeloh (LB) Don Parrish (B)	1985	Dwain Turner (L) Danny Burgess (LB) Steve Kidd (B)	1994	Ndukwe Kalu (L) Joe Davis (LB) Bobby Dixon (B)
		<b>Year      Player (Position)</b> 1966      Harlon Dearing (L) Chuck Latourette (B) 1967      Hugo Hollas (L) Jay Collins (B) 1968      Gene Auldrige (L) Pascual Piedfort (B)		1977	Joey Bevill (L) Robert Williamson (LB) Don Parrish (B)	1986	Dwain Turner (L) Danny Burgess (LB) Steve Kidd (B)	1995	Ndukwe Kalu (L) Larry Izzo (LB) Warrick Franklin (B)
				1978	Dwight Moyer (L) Lamont Jefferson (LB)	1987	Jeff Thomas (L) Kyle Falk (LB)		

1996	Ndukwe Kalu (L) Rashad Reynolds (LB) Warrick Franklin (B)
1997	Andy Clifton (L) Rashad Reynolds (LB) LaDoughyous McCalla (B)
1998	Terrence Melton (L) Rashad Reynolds (LB) LaDoughyous McCalla (B)
1999	Judd Smith (L) Wesley Kubesch (LB) Dan Dawson (LB) Jason Hebert (B)
2000	Jake Jackson (L) Rashard Pittman (LB) Travis Ortega (B) Dan Dawson (B)
2001	Brandon Green (L) Dan Dawson (LB) Joe Bob Thompson (LB) Jason Hebert (B)
2002	Brandon Green (L) Jeff Vanover (LB) Greg Gatlin (B)
2003	John Syptak (L) Jeff Vanover (LB) Terry Holley (B)

2004	Jeremy Calahan (L) John Syptak (L) Adam Herrin (LB) Terry Holley (B)
2005	John Syptak (L) Adam Herrin (LB) Chad Price (B)
2006	Courtney Gordon (L) Brian Raines (LB) Andray Downs (B)
2007	George Chukwu (L) Brian Raines (LB) Andrew Sendejo (B)
2008	Scott Solomon (L) Brian Raines (LB) Andrew Sendejo (B)
2009	Scott Solomon (L) Terrance Garmon (LB) Travis Bradshaw (B)
2010	Cheta Ozougwu (L) Justin Hill (LB) Travis Bradshaw (B)
2011	Scott Solomon (L) Justin Allen (LB) Bryce Callahan (B)
2012	Christian Covington (L) Cameron Nwosu (LB)

James Radcliffe (LB)  
Phillip Gaines (B)

### James W. Glanville Award

Named after the former Rice treasurer and member of the board of governors, the Glanville Award goes to the player who has achieved excellence in athletics, academics and integrity.

#### Year Player (Position)

1992	Trevor Cobb (RB)
1993	Josh LaRocca (QB)
1994	Josh LaRocca (QB)
1995	Chris Cooley (OG)
1996	Jason Winship (DT)
1997	Andy Clifton (DE)
1998	Judd Smith (DT)
1999	Mike Gingrich (RB)
2000	Travis Ortega (DB)
2001	Joe Bob Thompson (LB)
2002	Brandon Green (DE)
2003	Chris DeMunbrun (OL)
2004	Raymorris Barnes (DB)
2005	John Syptak (DL)
2006	Andray Downs (DB)
2007	Bio Bilayae Benibo (RB)
2008	James Casey (WR)
2009	Travis Bradshaw (DB)

2010	Travis Bradshaw (DB)
2011	Travis Bradshaw (DB)
2012	Michael Kutzler (LB)

### Billy Ed Daniels Award

The Daniels Award is given to the player who exhibits the qualities most desired in a teammate: hustle, devotion and attitude. The award is selected by a vote of the coaching staff and is named after the longtime supporter of the university and former letterman (1950-52) who passed away in 1990.

#### Year Player (Position)

1990	Shane Hollas (TE)
1991	Pio Hocate (DB)
1992	Greg Willig (QB)
1993	Randy Garcia (DE)
1994	Jeff Epp (RB)
1995	Jeff Sowell (DB)
1996	Kevin Masek (LB)
1997	Mark Spinner (OT)
1998	Keilone Gordon (RB)
1999	Judd Smith (DT)
2000	Ben Wulf (QB-RB)
2001	Dan Dawson (LB) Jason Hebert (DB)

2002	Vincent Hawkins (RB)
2003	Chris DeMunbrun (OL)
2004	Scott Mayhew (OL)
2005	Adam Herrin (LB)
2006	Dietrich Davis (LB)
2007	Marcus Knox (RB)
2008	Andrew Sendejo (DB)
2009	Marcux Knox (RB)
2010	Kevin Pool (RB)
2011	Turner Petersen (RB)
2012	Luke Willson (TE)

### "Bloody Joe" Davis Award

The "Bloody Joe" Davis Award goes to the player or players who most display the competitive spirit of the legendary Rice assistant coach, rising above pain and injury to be the best player possible.

#### Year Player (Position)

1991	Matt Sign (NG) Charles Gulbranson (DT)
1992	Joey Wheeler (LB)
1993	Jimmy Lee (WR)
1994	Jimmy Lee (RB)
1995	Joe Davis (LB) Jay Lamy (DB)
1996	Chad Nelson (QB)

1997	Benji Wood (RB)
1998	Judd Smith (DT)
1999	Clint Leschber (RB)
2000	Larry Brown (DT)
	Jason Hebert (DB)
2001	Dan Dawson (LB)
2002	B.J. Ferguson (DL)
2003	Kyle Herm (QB)
	Jeff Vanover (LB)
2004	Jeremy Calahan (DL)
	Cotey-Joe Cswaykus (DL)
2005	Cory Laxen (OL)
2006	Andray Downs (DB)
2007	Andrew Sendejo (DB)
2008	Brian Raines (LB)
2009	Terrance Garmon (LB)
2010	Eric Ball (OG)
2011	Scott Solomon (DE)
2012	Julius White (DB)

### Bill Whitmore Award

Selected by the coaching staff, the Bill Whitmore Award goes to the most improved offensive player during spring drills. The award is named after the university's first full-time sports information director (1950-84) who passed away in August, 2002.

Year	Player (Position)
1987	Lorenzo Cyphers (RB)
1988	Mike Boudousquie (WR)
1989	Scott Reeves (OL)
1990	Mike Appelbaum (OL)
1991	Herschel Crowe (WR)
1992	Jimmy Lee (WR)
1993	Clemente Torres (TE)
1994	Pat Callahan (RB)
1995	Yoncy Edmonds (RB)
1996	Mike Jones (TE)
1997	Tony Washington (WR)
1998	Anthony Griffin (RB)
1999	Evans Meeks (WR)
2000	Jeremy Hurd (QB)
2001	Gilbert Okoronkwo (WR)
2002	Ed Bailey (RB)
2003	Ed Bailey (RB)
	Ryan Simonak (WR)
2004	Joe Moore (RB)
2005	Joe Don Wood (RB)
2006	Trey Hopson (RB)
2007	Chase Clement (QB)
2008	John Thomas Shepherd (QB)
2009	Keshawn Carrington (C)
2010	Pierre Beasley (WR)
2011	Andre Gautreaux (WR)
2012	Taylor McHargue (QB)

### Joe Davis Award

Also selected by the coaching staff, the Davis Award winner is the most improved defensive player in the spring. Joe Davis was the legendary Rice assistant football (1940-70) and head basketball (1943-49) coach. He passed away in January, 1990.

Year	Player (Position)
1987	Stephen Holmes (DB)
1988	David Alston (DT)
1989	Bill Stone (LB)
1990	Brian Symonette (LB)
1991	Nathan Bennett (DB)
1992	Emmett Waldron (LB)
1993	Deric Rutherford (DE)
1994	Derrick Williams (LB)
1995	Jay Lamy (DB)
1996	Rashad Reynolds (LB)
1997	Terrence Melton (DE)
1998	David Grenardo (DB)
1999	Wes Kubesch (LB)
2000	Justin Engler (LB)
2001	Ross Lassley (DE)
2002	Corey Evans (DB)
2003	Adam Herrin (LB)
	William Wood (DL)

2004	Omeke Alikor (LB)
2005	Vernon James (LB)
2006	Victor Brooks (DL)
	Marcus Rucker (LB)
2007	Courtney Gordon (DE)
2008	Willie Garley (LB)
2009	Cheta Ozougwu (DE)
2010	Justin Hill (LB)
2011	Bryce Callahan (CB)
2012	Christian Covington (DL)

### Bob Quin Award

One of Rice's highest honors, the Bob Quin Award is given to the University's most outstanding all-around senior male student-athlete. It is given in memory of Bob Quin, a well-respected Rice student-athlete who passed away during a trip across the Atlantic Ocean in 1930. A group of Quin's friends felt that there would be no more suitable memorial to him than to establish an award at Rice to be given each year to the male student-athlete who exemplifies distinction in athletics, academics and leadership.

Year	Player	Sport
1931	E.J. (Dick) Jamerson	Football
1932	Reuben Albaugh	Golf
1933	Gordon Nicholson	Football
1934	Fred Alter	Tennis
1935	Harry Fouke	Football
1936	Harry Witt	Football, Basketball
1937	Howard Nicholls	Football
1938	James Nance	Football
1939	Douglas Sullivan	Football
1940	Frank Guernsey	Tennis
1941	Dick Morris	Tennis
1942	Chester Palmer	Basketball
1943	Bob Tresch	Football
1944	Clarence R.Darling,Jr.	Basketball
1945	William "Bill" Henry	Basketball
1946	John R.Donaldson	Track & Field
1947	Vince Buckley	Football
1948	Don Anderson	Football
1949	Augie Erfruth	Track & Field
1950	J.A. (Froggie) Williams	Football
1951	Charles L.Tighe	Football
1952	Billy Burkhalter	Football
1953	Dickie Bob Haddox	Football
1954	Dick Chapman	Football
1955	Kenny A.Paul	Football
1956	John A. Zimmerman	Tennis

1957	Clayton D. Williams	Tennis
1958	Matt D.Georges	Football
1959	Raymond Chilton	Football
1960	Charles O.Pollard,Jr.	Football
1961	Boyd King	Football
1962	Bob Johnson	Football
1963	Fred Hansen	Track & Field
1964	John Sylvester	Football
1965	Walter McReynolds	Football
1966	George Stroup	Track & Field
1967	Chuck Latourette	Football
1968	Jay Collins	Football
1969	Leland Winston	Football & Track
1970	Dick Fuqua	Baseball
1971	Burke Grandjean	Track & Field
1972	Stahle Vincent	Football
1973	John Allen	Swimming
1974	Ken Stadel	Track & Field
1975	Danny Carroll	Basketball
1976	Jeff Wells	Track & Field
1977	Mark Bockeloh	Football
1978	Chris Mullen	Tennis
1979	Elbert Darden	Basketball
1980	Mike Novelli	Track & Field
1981	Lamont Jefferson	Football
1982	Bobby Tudor	Basketball
1983	David Edwards	Baseball

1984	Danny Blonien	Golf
1985	William Moore	Track & Field
1986	Michael Lee	Football
1987	Danny Burgess	Football
1988	Jon Christian	Golf
1989	John Graf	Swimming
1990	Raoul Karp	Track & Field
1991	John "Jay" Thompson	Track & Field
1992	George Alexander	Track & Field
1993	Shuta Ishibe	Track & Field
1994	Todd Schoettelkotte	Basketball
1995	Adam Peakes	Basketball
1996	Jay Lamy	Football
1997	Larry Thompson	Football
1998	Adam Reiser	Track & Field
1999	Thomas N. Benford	Football
2000	Juddson "Judd" Smith	Football
2001	Mike Wilks	Basketball
2002	Tom Ring	Track & Field
2003	Brandon Green	Football
2003	Omar-Seli Mance	Basketball
2004	Richard & William Barker	Tennis
2005	Raymorris Barnes	Football
2006	John Syptak	Football
2007	Luke Stadel	Track & Field
2008	Cole St. Clair	Baseball
2009	David Berken	Football

2010	Jason Colwick	Track & Field
2011	Travis Bradshaw	Football
2012	Gabe Cuadra	Track & Field

### Rice University's Texas Sports Hall of Fame Inductees

Year	Player (Sport)
1956	Jimmy Kitts (Football)
1958	Fred Wolcott (Track)
1961	Pete Cawthon (Football)
1962	Cecil Grigg (Football)
1966	Eddie Dyer (Baseball)
1967	Fred Hansen (Track)
1969	Weldon Humble (Football)
1970	Buster Brannon (Basketball)
1970	Jess Neely (Football)
1978	Bill Wallace (Football)
1980	Dicky Maegle (Football)
1980	Jack Patterson (Track)
1984	Bob Kinney (Basketball)
1984	Emmett Brunson (Track)
1985	James "Froggy" Williams (Football)
2004	Wayne Graham (Baseball)
2009	Lance Berkman (Baseball)
	Tommy Kramer (Football)
2011	Tobin Rote (Football)

### Rice University's National Football Foundation Hall of Fame Inductees

#### Year Inducted

#### Player

1961	Weldon Humble
1965	James "Froggy" Williams
1978	Bill Wallace
1979	Dicky Maegle
1993	Buddy Dial
2012	Tommy Kramer

#### Year Inducted

#### Coach

1954	John W. Heisman
1971	Jess Neely

# RICE LETTERMAN LIST

## • AAA •

Rayford Abraham	1983-84-85-86
Justin Abt	2004-05-06-07
Bert Adams	1985-86
Carroll Adams	1931-32
Doug Adams	1984-85
Tom Adams	1977, 1979-80
Joseph Agnew	2006
Tolu Akinwumi	2011
Ray Alborn	1959-60-61
Shawn Alberding	1989-90-91-92
Dennis Alexander	1968
George Alexander	1965-66-67
M.H. Alexander	1918-19, 1921
Tommy Alexander	1968-69-70
Randy Alford	1970-71-72
Omeke Alikor	2003-04-05-06
Davon Allen	2008-09-10-11
Donald Allen	1988, 1992
Chase Allen	1995-96-97
Emerson Allen	1992-93-94-95
Frank Allen	1949-50
Justin Allen	2010-11
J.J. Allen	1928
Robert Allen	1950
Travis Allen	1930
Marvin Allensworth	1983
Isaac Allison	2000-01
J.D. Allnoch	1927-28

Jack (Bucky) Allshouse	1968-69-70
G.F. Alsbrook	1956
David Alston	1985-86-87-88
Kevin Ancell	1985
Don Anderson	1945-46-47
Gary Anderson	2005-06-07
John Anderson	1948-49
Preston Anderson	1971-72-73
Rene Aninao	2001
Gene Antil	1957 (Manager)
Larry Anthony	1960-61
Mike Appelbaum	1989-90-91-92
Antoine Arbuckle	1981-82
Ron Arceneaux	1971-72
William Ard	1934-35-36
Alvaro Arenas	1975
George Armstrong	1942
Henry Armstrong	1942, 1946-47
Joel Armstrong	2004-05-06-07
Kris Armstrong	1993-94
G.L. Arnold	1945
Harry Arthur	1936-37-38
Percy Arthur	1933-34
Twyman Ash	1956
Adrayll Askew	1992-93-94-95
Ricky Askew	1981-82-83
Jesse Atkins	1933-34-35
Gene Auldridge	1966-67-68
Scott Austin	2005-06-07

Charles Avants	1973-74
Howard Ayers	1963-64
Max Anyiam	2007-08-09-10

## • BBB •

Johnny Bagwell	1993, 1995
William Bagwell	1941
Ed Bailey	2001-02-03-04
Pat Bailey	1957-58
Gabe Baker	2010-12
Louis Balady	1989-90-91-92
Billy Baldwin	1989-90-91-92
Matt Baldwin	1996-97-98-99
A.M. (Red) Bale	1934-35
Eric Ball	2009-10-11
Larry Ball	1977-78
Van Ballard	1949
Lute Barber	2005-06-07
Tony Barker	1990-91
Eric Barkett	1983
Brent Barnes	1973-74-75
Melvin Barnes	1933-34
Raymorris Barnes	2001-02-03-04
Rodrigo Barnes	1969, 1971-72
Jean Barras	1955
C.A. Barrett	1921
Kensley Barrett	1999
Bert Barron	1963-64-65
Joe Barron	1968-69

Dennis Barry	1977-78-79-80
Aaron Bassett	1998
Livy Bassett	1939-40
Bill Batchelor	1968-69-70
Jeremy Bates	1997, 1999
Marcus Battle	2002-03-04
Voddie Baucham	1989
Cody Bauer	2009-10-12
Larry Baugh	1971-72
Joel Baxter	1981-82
J.E. Beall	1915
Andy Beard	1995-96-97-98
Pierre Beasley	2008-09-10
Rod Beavan	1996-98-99-2000
Robbie Beck	2000-01-02-03
Nathan Beck	1980, 1982
Karlon Bedford	1996-97-98-99
H.L. Bell	1916-17-18
H.W. Bell	1945
John Belton	1936
Jarrett Ben	2008-09
Thomas Benford	1995-96-97-98
Jason Benjamin	2002
Nathan Bennett	1990-91-92-93
L.V. Benningfield	1965-66-67
Bubba Berg	1971-72
Aaron Berger	1926-27
David Berken	2005-06-07-08
Dale Bernauer	1969

Don Bernshausen	1971-72-73
Wayne Bertsch	1962-63-64
Joey Beville	1974-75-76-77
R.S. Bickford	1920-21-22
Bob Biering	1934-35
Brad Bierstedt	1979-80-81-82
John Biggs	1994
Bio Bilaye-Benibo	2005-06-07
Guy Billups	2012
Brent Bishop	1997
Charles Blackburn	1970
William Blackburn	1941-42
F.B. Blackstone	1926-27-28
Jason Blackwell	1995-96-97-98
Calvin Blair	1981
Dennis Blair	1975-76-77-78
Bernie Blaschke	1979-80-81
J.T. Blasingame	2012
Butch Blume	1960-61
Charles Boatman	1960
Mark Bockeloh	1973-74-75-76
Wade Bode	1971-72-73
Larry Boehnemann	1975-76
F.C. Boettcher	1918, 1920-21-22
Milton Bohannon	1930-31
Matt Bolding	2003-04-05
Henry Bollman	1934-35
James Bommarito	1987
Guy Booker	1975-76-77-78

Gavin Boothe	2000-01
Mike Boudousquie	1985-86-87-88
Greg Boston	1975-77
Chris Boswell	2010-11-12
Al Boughton	1951
Richard Bowe	1962-63-64
Charles Bowen	1960-61
Lindsay Bowen	1941-42
Donald Bowers	1987-88-89-90
Bobby Bowman	1949
Roland Boyce	1972-73, 1975
Brandon Boyd	2000-01-02-03
Kevin Brabham	1994-95-96-97
Andre Brackens	2010-11
B.H. Bradbaer	1943-44-45
F.S. Braden	1927-28
Emmanuel Braden	1948-49-50
Leroy Bradley	1998-99-2000-01
Steve Bradshaw	1967-68-69
Travis Bradshaw	2008-09-10-11
Carmen Brandon	1933-34-35
Robert Brandon	1937-38-39
William Brandon	1936-37
Dick Brannon	1938-39
Ted Brannon	1941-42
Neal Branscum	1964-65
Daniel Brast	1960
Jeff Brast	1977-78
LaRay Brashers	1970-71-72

C.A. Brett	1920	Sammie Burk	1950, 1953	J.I. Campbell	1921-22-23	Rick Christon	1983	Mark Comalander	1984-85-86-87	Cleo Creamer	1937
Ray Brewster	1986-87	Percy Burke	1930-31-32	Jerry Candler	1960-61-62	Craig Christopher	1963-64-65	Merle Comstock	1926-27	Kolis Crier	1990-91-92
Shirley Brick	1915-16-17, 1919	Bill Burkhalter	1949-50-51	Greg Cannady	1976	George Chukwu	2004-05-06-07	Herman Conklin	1930-31-32	Clint Crisp	2001-02
Blois Bridges	1952-53	DeWayne Burnett	1982-83-84-85	Douglas Canter	1977	Tommy Clanton	1970-71-72	Tony Conley	1968-69	Bill Crockett	1950-51-52
Thad Bridges	1995-96	Max Burnett	1960	John Cardwell	1970	Drew Clardy	2003-04-05-06	Quin Connelley	1933	Ernest Crockett	1977-78-79
O.J. Brigrance	1987-88-89-90	Tony Burnett	1983-84	Gary Carley	1969-70	Derek Clark	2010	Kevin Conrad	1995	Herschel Crowe	1990-91-92-93
James Briggs	1955-56	Johnny Burrell	1959-60-61	Nico Carlson	2011-12	Jeff Clark	1914-15	Taylor Cook	2010-11-12	L.C. Crutchfield	1943
Trey Briggs	2009-10-12	Michael Burt	1981-82-83-84	Dan Carlton	1970-71	Rand Clark	1974	Chris Cooley	1992-93-94-95	Cotey-Joe Cswaykus	2002-04
Antonio Brinkley	1981, 1983-84-85	Gary B. Butler	1970-71-72	Eddy Carnes	1970	Chase Clement	2005-06-07-08	Don Coontz	1981	Cullie Culpepper	1972-73-74
John Brock	2003	Gary O. Butler	1981-82-83-84	Keshawn Carrington	2008-09-10-11	Scott Clements	1981-82	DeJaun Cooper	2003-04-05-06	R.E. Cummings	1913-14
Rondel Brock	1973-74-75	Everett Burton	1993-94-95	Drew Carroll	2011	Steve Clements	1989-90	Earl Cooper	1976-77-78-79	Doug Cunningham	1975-76-77-78
Bo Broeren	1977-78-79	Charles Buxton	1966	F.R. Carroll	1916	Andy Clifton	1994-95-96-97	Vaquero Cooper	1972	W.B. Cunningham	1920
Victor Brooks	2006-07-08	Judson Byars	1966	Edward Carson	1974	Billy Cline	1938	Paxton Corder	2000	Lorenzo Cyphers	1985-86-87-88
Ward Broom	1983-84	James Byrd	1933	Carson	1920	Henry Clore	1932-33	Olie Cordill	1937-38-39		
Paul Brotze	1988-89-90	Lance Byrd	2003-04-05-06	Harmon Carswell	1950	W.P. Clyce	1914-15	John Cornett	1960-61		
Blair Brown	1996-97			David Carter	2003-04	Coan	1914-15	Don Costa	1954		
Derek Brown	2012			Jonathan Cary	2005-06-07	Trevor Cobb	1989-90-91-92	Byron Coston	1991-92-93-94	J.W. Dain	1916, 1919-20
E.V. Brown	1918-19-20			James Casey	2007-08	James Cochran	1963	Kayne Coulter	1986-87-88-89	David Damer	1981-82
Jeff Brown	1940-41			Buck Casson	2004-05	Nigel Codrington	1987-88-89-90	Pat Courtney	1989	Rob Daniel	2002-03-04-05
Larry Brown	1998-99-2000-01	Leon Caddell	1959-60-61	Alex Castano	1992	Dan Coffee	1936-37-38	Vince Courville	1981-82	Billy Ed Daniels	1950-51-52
Spencer Brown	1960-61	Ted Cain	1942	Andrew Cates	2003-04-05	John Coffee	1930-31	Christian Covington	2012	Larry Darling	1965-66-67
Bob Brown	1969-70-71	Jeremy Calahan	2001-02-03-04	Troy Cates	1980-81-82-83	Frank Cogdell	1935	Billy Cox	1960-61-62	David Darr	1977-78-79-80
W.E. Brown	1913-14-15-16	Larry Caldwell	1969-70-71	James Cauley	1957	Johnny Cole	1961-62	Gary Cox	1973-74-75	Eldon Daunoy	1934
Bob Brumley	1939-40-41	Jonathan Calhoun	2006	Ronnie Cervenka	1963-64-65	Everett Coleman	1986-87-88-90	John L. Cox	1943-44	F.M. Daugherty, Jr.	1935
Mark Brundage	2008-09	Michael Calhoun	1981-82	Danny Cestero	2001	John Coleman	1972-73-74-75	LaVon Cox	1953-54	Bryan Davenport	1971-72-73
Larry Brune	1973-74-75	Robert Calhoun	2006-07-08-09	R.E. (Roy) Chambers	1921-22-23	Trey Coleman	2003	Clif Crabtree	1969, 1971-72	Angus Davis	1985-86
Billy Bucek	1957-58-59	Dale Calihan	1963-64	Richard Chapman	1951-52-53	Mike Collier	1975-76-77-78	Derek Crabtree	1998-99-2000-01	Dietrich Davis	2005-06
Joe Buck	1970-71-72	Bryce Callahan	2011-12	David Cherry	1974-75-76	Eddy Collins	1973-74-75-76	Ryan Craig	2006-07-08	George Davis	1965-66-67
Donald Bulanek	1973-74	Pat Callahan	1992-93-94-95	Bill Chilivets	1971-72	Edwin Collins	1971-72-73	W.O. Crain	1926	J.B. Davis	1943
Stanley Burge	1976	Aubrey Calvin	1929	Raymond Chilton	1956-57-58	Jay Collins	1965-66-67	Courtney Cravin	1987-88-89-90	Joe L. Davis	1997, 1999-2000
Danny Burgess	1983-84-85-86	Dean Calvin	1922	Jonathan Chism	2000-01-02-03	Larry Collins	1981-82-83-84	J. F. Crawford	1937	Joe W. Davis	1992-93-94-95
Eddie Burgoyne	1983, 1985-86	Charles Campbell	1984-85-86	T.F. Chmelik	1945	Mike Collins	1978, 1980-81	Marshall Crawford	1953-54-55	John Davis	1984-85-86-87
		Donald Campbell	1950			Roger Collins	1968-69-70	Richard Crayton	1981, 1983	John W. Davis	1992

• DDD •



Larry Davis	1967-68-69	Thomas Driscoll	1930-31-32	David England	1979-80	David Ferguson	1963-64-65	Bill Frazier	1951-52	Andre Gautreaux	2011-12	
Tim Davis	1969	Victor Driscoll	1930-31-32	Justin Engler	2000-01-02	Gary Ferguson	1972-73-74	Corey Frazier	2009-10-11	Donald Gee	1955	
W.R. Davis	1927	Drummond	1919	Terry English	1970	Hap Feuerbacher	1971-72	Ed Freeny	1985	Fred Geisler	1973-74	
Dan Dawson	1998-99-2000-01	Larry Dueitt	1957-58	Andy Erickson	2010	Kenny Fields	1987	Joseph Friedman	1934-35-36	Eddie Gentry	1981-82-83	
Joel Dawson	1988-89-90-91	Darryl Duffie	1983	Eddie Enriquez	1988-89-90	Paul Fields	1966-67	Pat Friend	1972	Spencer George	1993-94-95-96	
Jack Day	1950-51-52	E.R. Duggan	1918-19-20-21	Jeff Epp	1994	Lanny Fife	1955	Jim Frith	1975-76	Pat N. Gerald	1961	
Harlon Dearing	1963, 1964-66	Richard Duggan	1988-89-90-91	Augie Erfurth	1945	Jaylon Finner	2011-12	Michael Fritsch	1961	Pat S. Gerald	1983	
Ricardo Deckard	1990-91	Julian Duncan	1995-96-97-98	David Erwin	1981	Mike Firestone	1979-80	Jack Frye	1931	Joel Giddens	1984-85-86-87	
Chris DeMunbrun	2001-02-03	Frank Dunnigan	1948-49 (Manager)	Ed Erwin	1969-70	Chris Fisher	1973-74-75	Garrett Fuhrman	2012	Jared Gilbert	2004-05	
Patrick Dendy	2000-01-02-03	Taylor Dupree	2007-08-09-10	Jarrett Erwin	1997-98-99-2000	Billy Fisk	1951-52	Howard Fulwiler	1913-14-15	Trevor Gillette	2010-11-12	
E.W. DePrato	1918-19-20-21	J.R. Dutton	1921	John Eskridge	1962	Brendon Fitzgerald	1991-92-93	• GGG •			Greg Gillingham	1990-91
Craig Desmond	1989	Dick Dwelle	1940-41-42	Zach Espinosa	2012	Tim Fitzpatrick	1988-89-90	Bruce Gadd	1970-71-72	Donald Gillis	1955, 1957	
Marvin DeWoody	1939-40	E.H. (Eddie) Dyer	1918-19-20-21	Braxton Evans	2005	Gene Fleming	1962-63-64	Kevin Gaddis	2009-10	Mike Gingrich	1995-96, 1998-99	
Carlton Derrett	1976-77-78	Raymon Dyer	1960-61 (Manager)	Corey Evans	1998, 2000-02	Christian Fletcher	2011	Phillip Gaines	2009-10-12	Matt Ginn	2003, 2005	
Buddy Dial	1956-57-58	• EEE •		Ernest Evans	1984-85	Larry Flournoy	1967 (Manager)	Will Galusha	2003	John Gioffre	2008-09-10-11	
Albert Dickey	1930-31-32	Jim Earthman	1977-78-79	Rishone Evans	2002	Sam Flowers	1937	Robert Garbrecht	1952-53	Paul Giroski	1949-50	
J.E. Dickson	1941-42	Mike Ecklund	1991-92-93	Jack Everett	1939-40	Harris Forbes	1971-72 (Manager)	Paul Garcia	1978-79	James Givens	1983-84	
Jarett Dillard	2005-06-07-08	Jeremy Eddington	2010-11-12	Ricky Evrard	1977	John Forbes	1934-35-36	Randy Garcia	1991-92-93	Vernon Glass	1948-49-50	
Joey DiQuinzo	1977-78	Dan Edling	1981-82	• FFF •			Kevin Ford	2002	Max Gardner	1970 (Manager)	Earl Glassie	1939
Bobby Dixon	1992-93-94-95	Yoncy Edmonds	1992-93-94-95	Mike Falco	2003-04-05-06	Shelburne Ford	1958-59	E.L. Garlach	1919	George Glauser	1948-49-50	
Toren Dixon	2006-07-08-09	Larry Edwards	1974-75-76	David Falgout	2008-09	Walter Ford	1977-78-79	Doug Garland	1977	Steve Gleaves	1975, 1977-78-79	
William Doak	1978	Randy Eggemeyer	1973-74-75	Kyle Falk	1984-85-86-87	B.J. Forgunson	1998-99-2000-02	Willie Garley	2007-08-09-10	Tommy Godard	1971-72-73	
Larry Doolen	1966	Virgil Eikenberg	1942, 1946-47	Calvin Fance	1977-78-79-80	Robert Forrester	1998	Terrance Garmon	2006-07-08-09	Byron Godfrey	1994-95-96-97	
J.R. Dormant	1916-17	Nick Elder	2012	Clark Fangmeier	2006-07-08-09	Hosea Fortune	1979-80-81	James Garner	1968, 1970	Art Goforth	1939-40-41	
Garrett Dornon	2004	Alfred Ellis	1979	Nick Fanuzzi	2009-10-11	Lawrence Fortuné	1995	D.R. Garnett	1913-14	Bart Goforth	1970-71-72	
Christopher Douglas	2006-07-08	Baron Ellis	1940-41	Steve Farabee	1977	Dan Foster	1980-81	Skip Garrett	1977-78-80	Bill Goins	1991-92-93	
Truman Douty	1931-32	Ron Ellis	1990, 1991-93	Tanyan Farley	2012	Harry Fouke	1933-34	Julius Garrett	1933	Jimmy Golden	1992-93	
Andray Downs	2003-04-05-06	Donald Elsik	1963-64	Jack Faubion	1968-69-70	Heath Fowler	1998-99-2000-01	Derek Gary	1999-2001	Layton Goleman	1952-53-54	
Michael Downs	1977-78-79-80	Bert Emanuel	1992-93	F.T. Fendley	1913-14-15	J.J. Fox	1945	Arnaud Gascon-Nadon	2008	Mike Gonzales	1987-88	
James Doyle	1964-65-66	Kody Emmert	2008-09-10	Leroy Fenstemaker	1952-53	Alex Francis	2011-12	Greg Gatlin	1999-2000-01-02	Mike Goode	1971-72-73	
Dan Drake	1951-52					Johnnie Frankie	1934-35-36				Jeramy Goodson	2008-09
Ronald Dreyer	1962					Warrick Franklin	1993-94-95-96				Buford Goodwin	1922



Darrell Goolsby	1984-85-86-87	• HHH •	A.W. Harder	1928	Greg Heiskel	1983	Garland Hinman	1932	Cary Horton	1990-91-92	
Courtney Gordon	2003-04-05-06	Tony Hackebeil	1975-76	Jeremy Harper	2003	John Held	1956	Eugene Hinyard	1966-67-68	Brent Hotard	2008-09-10-11
Keilone Gordon	1995-96-97-98	Dickie Bob Haddox	1950-51-52	Lew Harpold	1953-54-55	Greg Henderson	2001-02-03-04	Pio Hocate	1991	David Houser	1974, 1976-77-78
Matt Gorges	1955-56-57	C.M. Haden	1943	Wayne Harpold	1979-80-81-82	James Henderson	1964-65-66	Paul Hochuli	1925-26	C.C. Howard	1944-45
Brynton Goynes	1992-93-94-95	Don Hager	1937-38-39	Archie Harris	1982-83	Joe Henderson	1967-68-69	Howard Hoelscher	1956-57	Ed Howard	1991-92-93-94
Ronnie Graham	1962	W.W. Hair	1919-20	Jerry Harris	1955-56	Thomas A. Henderson	1929	Dick Hoerster	1945-46-47	Gabe Howe	2001-02
Darryl Grant	1977-78-79-80	Frank Hairston	1937-38	Odis Harris	1930-31-32	Tommy Henderson	2005-06-07-08	Jon Hodde	2011-12	Bill Howton	1949-50-51
Charles Grantham	1953	Billy E. Hale	1962-63-64	Tommy Harris	1982, 1984	Bruce Hendrickson	1956	Kevin Hodges	1982-83	Will Hubbard	1962, 1964
Jerry Graves	1956-57-58	Chris Hale	1968, 1970-71	Henry Harrison	1973-74	Joey Henke	1982-83	Robert Hoffmann	1978-79-80	Robert Hubble	1978-79-80-81
Bobby Gray	1992-93-94	Gene Hale	1941	Dan Hart	1951-52-53	Bruce Henley	1971-72-73	Dana Hogan	1991-92-93-94	John Hudson	1951-52-53
Ian Gray	2011-12	Travis Hale	1999-2000-01-02	Alvin Hartman	1958-59-60	Eric Henley	1988-89-90-91	Michael Holder	1964	Ross Huebel	2002-03-04
Neal Gray	1996-97-98-99	W.R. (Billy) Hale	1930	Fred Hartman	1938-39-40	Robby Heos	2004-05-06-07	Lamoine Holland	1954	Matt Huelsman	1994
Richard Gray	1980-81-82	W.L. Hale, Jr.	1922-23-24	Sammy Hartman	1987-88-89-90	Kyle Herm	2000-01-02-03	Donald Hollas	1987-88-89-90	John Huff	1965
Brandon Green	1999-2000-01-02	Robert Hailey	1965-66-67	Brice Harvey	1991	Adam Herrin	2002-03-04-05	Hugo Hollas	1965-66-67	Brent Huffman	1995-96-97
G.M. Green	1917	Barney Haley	1933	Billy Harvin	1998-99-2000-01	John Paul Hershey	1970-71-72	Richard Hollas	1971-72-73	Scott Huffman	1999-2000-01-02
J.R. Green	1937-38-39	Bill Haley	1992	Lou Hassell	1930-31	Randy Hertel	1977-78-79-80	Shane Hollas	1989-90-91-92	Andrew Hughes	1995-96-97-98
T.W. Green	1929	Andy Hall	2003-04-05	Mark Hatch	1981, 1983	E.W. Herting, Jr.	1925-26, 1928	Will Hollas	1985-86, 1988	Arthur Hughes	1935-36-37
Buddy Gregory	1984-85-86	Chris Hall	1993	Clint Hatfield	2001-02-03-04	Charles Hester	1981-82-83-84	Terry Holley	2001-02-03-04	Macon Hughes	1967-68, 1970
David Grenardo	1995-96-97-98	Courtney Hall	1985-86-87-88	Ron Hatfield	1962	David Hester	1966-67	Ronnie Holliday	1965	Mario Hull	2011
David Grice	1988-89	Jerry Hall	1954-55	Vincent Hawkins	1999-2000-01-02	Tom Hetherington	1990-91-92-93	Ben Hollingsworth	1963	Tim Hum	1985
Anthony Griffin	1997-98-99-2000	Lee Haltom	1915	Dustin Haynes	2002-03, 2005	J.C. Heyck	1924-25	Michael Holman	2002	Weldon Humble	1941-42, 1946
David Griffin	1988-89-90-91	Halworthy	1919	Tobin Haynes	1970-71-72	Jake Hicks	2008-09-10-11	Dwayne Holmes	1981-82-83-84	Ted Humphreys	1984-85, 1987-88
Louis Griffin	1975-76	Brandon Hamilton	2012	Donald Hayward	1968-70	Bryan Hill	1978-79-80-81	Stephen Holmes	1984-85-86-87	Dan Hunt	1964
Scott Grimes	1996-97-98-99	Robbie Hamilton	2005-06	Bubba Heard	2005-06-07	Justin Hill	2007-08-09-10	Greg Holloran	1996-97	Kyle Hunter	1979
G.E. Grininger	1943-44	James Hamrick	1983-84-85	William Heard	1940-41	King Hill	1955-56-57	H.L. Hood	1943	Jeremy Hurd	2000, 2002-03
L.H. Gripon	1915-16	Paul Hancock	1936-37-38	R.H. (Hal) Heath	1917-18-19	Louis D. Hill	1930	Jeff Hood	1985-86-87-88	V.K. Hurd	1913-14
Dale Grounds	1969-70-71	Bill Haner	1937-38	Clay Hebert	2010-11	Malcolm Hill	2011-12	Mike Hooks	1989-90-91-92	Hal Husbands	1937-38-39
Charles Gulbranson	1990-91-92	Wes Hansen	1976, 1978-79	Jason Hebert	1998-99-2000-01	Ross Hill	2011	W.A. Hooper	1928	Monte Hutchinson	1968-69-70
Gerald Gusler	1957-58	C.A. Hanson	1944	W.C. Heflin	1922-24	Glen Hine	1964-65-66	J.M. Hopkins	1924	Elmo Hutzler	1933
		Lee Hammett	1930-31-32	Joe Heikkinen	1983-84-85-86	Glen Ray Hines	1986-87	Reggie Hopkins	1978	N.E. Hyde	1926-27-28
		Robert Hammond	1968	Kelly Hejtmancik	2000-01	Jess Hines	1936-37-38	David Hornberger	2001		
		Edwin Hander	1930-31-32	August O. Hein	1930	Jimmy Hines	1987-89	Joe Hornberger	2001		

• III •	
J.W. Irvine	1922
John Isaac	1986-87-88
R.A. Isaacks	1943
Larry Izzo	1992-93-94-95

• JJJ •	
Fred Jacob	1942
Broderick Jackson	2012
Cedrick Jackson	1994
Clifford Jackson	1989-90-91-92
Driphus Jackson	2012
Jake Jackson	1997-98-99-2000
Keith Jackson	1989, 1991-92
Roland Jackson	1959-60-61
Shan Jackson	1995-96-98-99
T.H. Jackson	1916
Richard Jamerson	1930-31
Vernon James	2005-06-07-08
Chris Jammer	2008-09-10-11
Bobby Janisch	2012
A.J. Jarrell	1917
D.C. Jarvis	1916-17, 1919-20
Jay Jefferson	1982-83
Keith Jefferson	1989
Lamont Jefferson	1977-78-79-80
Larry Jester	1993
Randy Jinks	1968
George Jinks	1967
Albert Johnson	1954-55-56
Carl Johnson	1952-53

Cedrick Johnson	1977, 1979-80
Clint Johnson	1998-99-2000-01
Danny R. Johnson	1973-74-75-76
David (Kosse) Johnson	1951-52-53
Donald Johnson	1968, 1970
Doug Johnson	1980, 1982-83-84
Eddie Johnson	1983-84
Eric Johnson	1984-85-86-87
Freddy Johnson	1979-80
Kevin Johnson	1994
Preston Johnson	1964
Sammy Johnson	1971-72-73
Robert Johnston	1959-60-61
Ronnie Johnston	1969-70-71
Bush Jones, Jr.	1927-28-29
Chris Jones	2007-08-09-10
Donnell Jones	1982, 1984-85
E.R. Jones	1929-30
Gene Jones	1956-57-58
Jason Jones	1993
M.A. Jones	1946
Mike Jones	1994-95-96-97
Todd Jones	1984-85-86-87
T.R. Jones	1944
Trevor Jones	2012
Donald Jordan	1958-59 (Manager)
W.B. Joseph	1925-26
G.B. Journey	1913-14
John Joyce	1976-77-78-79
Luke Juist	2004-05-06-07

• KKK •	
E.F. Kalb	1913-14-15-16
Ndukwe Kalu	1993-94-95-96
George Karam	1960-61
Mike Keavney	1985
Gene Keel	1940
Henry Kellogg	1933
Gordon Kellogg	1953-54
W.W. Kendrick	1925
A.R. Kennedy	1917, 1920-21
J.B. Kennedy	1945
Mack Kennedy	1957
Ross Kennedy	1928-29
Wayne Kennedy	1966-67-68
Huey Keeney	1945-46-47-48
Gordon Kellogg	1952-53-54
David Kelley	1956-57
Jerry Kelley	1961-62-63
Jim Kelley	1974-75
John Kelly	1947-48-49
John Kelly	1971-72-73
Pat Kelly	1972-73
Randy Kerbow	1960-61-62
Rick Kern	1975
David Keys	1968-69-70
Steve Kidd	1983-84-85-86
L.L. Kilgore	1943
Kent Killion	1977-78-79-80
Robert Kimbro	1930
Donald Kindred	1989-90-91-92
Boyd King	1958-59-60
Brandon King	2005-06-07-08

Gilbert King	1969-70-71
Greg King	1987-88-89-90
Rufus King	1958-59-60
Randy Kitchens	2007-09-10-11
Chester Klaerner	1930-31
Dylan Klare	2010-11
Clifford Klindworth	1935-37
Max Kloesel	1959, 1962 (Manager)
Scott Kloesel	1983-84-85
H.L. Klotz	1922-23
Brent Knapton	1986-87-88
Charles Knight	1956-57-58
Dewitt Knight	1932
Joe J. Knipple	1926-27-28
William Knowles	1977, 1979-80
Marcus Knox	2006-07-08-09
Allen Koch	1986-87-88-89
Koenig	1927
Koty Kothmann	1981-82
Jordan Kramer	2000, 2002-03-04
Michael Kramer	1972
Ronald Kramer	1957
Tommy Kramer	1973-74-75-76
Rolf Krueger II	2003-04-05-06
Wes Kubesch	1996-97-98-99
Klein Kubiak	2010-11-12
J.W. Kucera	1943
Louis Kunetka	1939-40
Marvin Kunkel	1957
Michael Kutzler	2011-12
Keith Kveton	1977-78-79-80

• III •	
Tony Labay	1965-66
Gary LaBerge	1959
Dick Lagow	1965-66
Fay Lagow	1931-32-33
Joe Lagow	1933-34
Ernie Lain	1937-38-39
R.L. Lamb	1923
Jay Lamy	1992-93-94-95
Joe Lamy	1994
Mike Landrum	1973-74-75
Brennan Landry	2002-03-04-05
Matt Landry	1936-37-38
Buck Laning	1973, 1976
Bob Lantrip	1948-49
Nick Lanza	1946-47-48
Josh LaRocca	1991, 1993-94-95
Ross Lassley	2000-01-02-03
Otha Latin	1988-89-90-91
Bill Latourette	1970-71
Chuck Latourette	1964-65-66
Fred Lauterbach	1931-32-33
Richard Lauterbach	1933
Winston LaVan	1990-91-92
Mendel Laviage	1955
D.C. Lawrence	1921, 1923
F.A. Lawrence	1943-44
Cory Laxen	2003-04-05
Gilbert Leach	1929
Joseph Leary	2007-08
Michael Lecclier	1998
Richard Ledo	2011

Delwood Lee	1949
Derwood Lee	1948-49
Jimmy Lee	1991-92-93-94
K.E. Lee	1929-30
LaMar Lee	1952-53
Lyndon Lee	1995
Mark Lee	2000
Mike Lee	1982, 1984-85
Randy Lee	1969-70-71
Tommy Lee	1989
Wade Lee	1987-88
Kenneth Lefner	1967-68
Tanner Leland	2010-11-12
Lester Lehman	1965-66-67
Clint Leschber	1996-97-98-99
Norman Letts	1933-34
Msonthi Levine	1992
Keith Lewis	1984-85-86-87
Kerry Lewis	1991-92
Ryan Lewis	2009
Tommy Lewis	1973-74, 1976
Walter Ligon	1959-60
Ronnie Lillard	2008-09
Andy Lindblade	1984-85
Preacher Lindsay	1917, 1919
James Liska	1973-74-75
Steve Lister	1983-84
Gene Little	1950-51-52
Bobby Lively	1958-59-60
Richard Lockman	1979
Mark Lodge	1996
Ed Lofton	1973-74-75

G.A. Lokey 1922  
 Brandon Long 2007-08-09-10  
 Bob Loper 1975-76-77  
 Thomas Lott 2003-04-05  
 R.F. Loughridge 1925-27, 1931  
 Terry Lowe 1982-83-84  
 Alex Lowry 2009  
 Raul Loya 1983-84-85-86  
 Bruse Loyd 1983-84  
 Jason Lucas 1988-90  
 Kramer Lucio 2008-09-10  
 Lance Luedeker 2003, 2005-06  
 D.B. Lunday 1942  
 Bryan Lyssy 1993-94

• **MMM** •

David Maberry 1985-86-87-88  
 A.A. Macaluso 1945  
 Trey Macaluso 2005  
 Alastair MacPhail 1989-90  
 Odis Mack 1978-79-80  
 Dicky Maegle 1953-54  
 John W. Magee 1942-46-47  
 Roddy Maginot 2008-09  
 Bert Magness 1930  
 Kenny Major 1985-86  
 Doug Malcomb 1981-82  
 Daniel Malin 1961-62  
 Charles Malmberg 1941-42-43, 46  
 Kim Malone 1969-70-71  
 Mike Malone 1970  
 W.A. Malseed 1944

Frankie B. Mandola 1966-67-68  
 David Mangold 1984-85-86, 1988  
 Jerry Manning 1972  
 Brandon Manning 1998-99-2000-01  
 Ron Manning 1986-87-88  
 David Mantor 1955-56  
 Casey Marchbanks 2007-08  
 Ronnie Marsh 1967-68-69  
 Kyle Martens 2008-09-10-11  
 Donny Martin 1979-80-81-82  
 Henry Martin 1959  
 R.J. Martin 1944  
 Anton Martinkus 1930  
 Kevin Masek 1994-95-96  
 J.L. Mason, Jr. 1944-45  
 Terry Mason 1970  
 Travis Mason 2006-07-08-09  
 Wayland Mason 1984-85-86-87  
 R.D. Mathias 1915  
 Rock Mathis 1983, 1986  
 Raymond Mauldin 1959  
 Joe Tom Maxwell 1965  
 Lee May 1930  
 Scott Mayhew 2002-03-04  
 Sam Mays 1933-34-35  
 Louis Mazzurana 1962  
 Malden McArthur 1930-31  
 Mark McArthur 1983  
 Ross McBrayer 1937  
 Jake McBride 1945, 1948  
 William McCabe 1972-73-74  
 W.J. McCaine 1921

LaDouphyous McCalla 1995-96-97-98  
 Wally McCampbell 1984  
 George McCarble 1928-29-30  
 John McCauley 1932, 1934-35  
 William McClay 1985-86-87-88  
 Wayne McClelland 1959  
 Mike McCollum 1971  
 Johnny McCoy 1980-81  
 Clifford McCraw 1957-58  
 James L. McCullough 1933  
 Dee McCurry 1972-73-74  
 Sonny McCurry 1949-50-51  
 John McDonald 1964-65  
 Mike McDonald 1970  
 Vance McDonald 2009-10-11-12  
 Calvin McDougale 1939-40-41  
 E.H. McFarland 1917-18-19  
 J.W. McFarland 1914-15-16-17  
 G.A. McGee 1919-20-21-22  
 Sam McGuffie 2010-11-12  
 Taylor McHargue 2010-11-12  
 Brad McKay 1985-86-87-88  
 H.R. McKean 1921  
 Rusty McKeever 1973  
 Stan McKinney 1982-83-84  
 Jim McKinnon 1930-32  
 W.L. McKinnon 1928  
 Scott McLaughlin 1983-84  
 Tyrone McLaurin 1987  
 Josh McMillan 1997-98-99-2000  
 Ryan McMillan 1997-98  
 James McPhail 1948-49 (Manager)

Joe McPhail 1949  
 Walter McReynolds 1962-63-64  
 W.M. McVey 1924  
 Micah Meador 2002-03-04  
 Jody Medford 1972-73-74  
 Larry Medford 1971-72-73  
 Evan Meeks 1999, 2001  
 Mace Meeks 1986-87  
 Weldon Meeks 1978-80-82  
 Charles Mehr 1933  
 Floyd Melcher 1937, 1939  
 Terrence Melton 1995-96-97-98  
 Jeff Mercer 1992-93-94  
 Michael Merrick 2002-03-04  
 Willie Merritt 1998-99  
 Albert Metzler 1933-34  
 Keith Meyer 2000-01-02  
 Brian Mica 1981-82  
 Harold Mickelson 1931-32-33  
 Middleton 1917  
 Charles Miller 1963  
 Chris Miller 1990-91-92  
 Deron Miller 1981-82  
 Gene Miller 1957-58-59  
 Jimmy Miller 2005-06-07-08  
 Ralph Miller 1934  
 C.H. Mims 1929  
 John Mims 1961-62-63  
 George Miner 1944, 1946  
 Julius Mitchell 2000-01  
 Osby Mitchell 1980-81  
 Scott Mitchell 2007-08-09-10

Todd Mohr 2006-07-08  
 Phillip Money 1980-81-82-83  
 Ben Montgomery 1994-95-96  
 Wright Moody 1969-70-71  
 Bobby Moore 1950-51-52  
 Charlie Moore 1935-36-37  
 Donte Moore 2010-11-12  
 Joe Moore 2001-02-03-04  
 Lynwood Moore 1959  
 Norman Moore 1952 (Manager)  
 Steve Moore 1973-74-75-76  
 G.O. (George) Morgan, Jr. 1922-23-24  
 Rusty Morgan 1965  
 W.O. Morgan 1928-29-30  
 Alex Morris 1995-96-97  
 Joe Morris 1934-36  
 Russell Moses 1984-85-86-87  
 Max Moss 1987, 1989  
 Mitch Moss 1989, 1991  
 Will Moss 2005-06-08  
 Anthony Mowry 2000-01  
 Stuart Mouchantaf 2012  
 Darrell Mouton 1977-78-79-80  
 Dwane Moyer 1975-76-77-78  
 Dwight Moyer 1975-76-77-78  
 Bert A. Mueller 1930, 1933  
 Jim Murphy 1989  
 Ralph Murphy 1946-47-48-49  
 T.R. Murphy 1945  
 G.H. Murray 1925, 1927  
 Virgil Mutschink 1955  
 Robert Myer 1930-31-32

• **NNN** •

Jerry Nacarrato 1970-71  
 James Nall 1942  
 Jim Nance 1936-37  
 P.E. Nash 1917, 1919-20-24  
 Stefan Nazar 2010  
 Billy Neal 1973-75-76  
 John Neece 1935-36-37  
 Terry Neely 1981  
 Wayneard Nellums 1979-80-81-82  
 Chad Nelson 1994-95-96-97  
 K.O. Nelson 1945  
 Paki Nelsno 1995  
 Rudolph Nelson 1978  
 Bob Nemir 1944-45  
 Horton Nesrsta 1951-52-53  
 Jack Neubauer 1970  
 Eric Neuhaus 2007  
 Alfred R. Neumann 1949-50  
 Jesse Neves 1973-74  
 Joe Neveux 1930-31  
 Rodd Newhouse 1994-95-96-97  
 Danny Newman 1976-77-78  
 H.J. Nichols, Jr. 1943-44, 1946  
 Johnny F. Nichols 1959  
 Johnny H. Nichols 1961-62-63  
 Howard Nicholls 1934-35  
 Douglas Nicholson 1965-66-67  
 Gordon Nicholson, Jr. 1931-32  
 N.L. Nicholson 1945, 1947  
 Scott Nimmons 2008  
 Pinky Nisbet 1953-54-55

Chris Nixon 1985-86-87, 1989  
 Ralph Noble 1946-47  
 Andy Nobles 1938  
 Stephen Noh 2011  
 Kim Noland 1975-76  
 Matt Nordstrom 2008-09-10-11  
 Wil Norris 2007  
 Rodney Norton 1972-73-74-75  
 Andrew Novak 2006  
 Robert Nowlin 1942  
 Bobby Nunez 1982-83-84-85  
 Cameron Nwosu 2010-11-12

• 000 •

Eric Ober 1994-95  
 David Odem 1963  
 Jeff Odom 1997  
 Steve Ogletree 1971-72  
 J.M. Ogg 1925, 1927  
 Michael O'Grady 1965  
 Gilbert Okoronkwo 1998-99-2000-01  
 Larry O'Neal 1973-74-75  
 G.W. Oprea 1945  
 John Orsak 1959  
 Travis Ortega 1997-98-99-2000  
 Bryan Ottmers 1974  
 Kerry Overton 1983-84-85-86  
 Cheta Ozougwu 2007-08-09-10

• PPP •

Harold Palmer 1937-38-39  
 Jarrett Palmieri 1989-90-91-92  
 Bryce Parker 1937  
 E.M. Parker 1945-46-47-48  
 Richard Parker 1965  
 Dennis Parks 2012  
 Tyler Parish 2008-09-10-11  
 Don Parrish 1975-76-77-78  
 D.P. Parrish 1943-44  
 George Parry 1962-63  
 Cedric Parson 1987  
 Clint Parsons 1987-88-89-90  
 Tom Parsons 1947-48  
 Alden Pasche 1930-31  
 Steve Pasterchick 1978-79  
 Zach Patt 2011-12  
 Brian Patterson 1981-82-83  
 Michael Patterson 2009-10-11  
 William Patterson 1959  
 Kenny Paul 1952-53-54  
 L.L. Payne 1927-28  
 C.W. Pearce 1945  
 Hart Peebles 1956, 1958  
 Tommy Peel 1970  
 Thadis Pegues 2002, 2004-05  
 David Perkins 2004-05-06-07  
 Hal Perkins 1974  
 Robert Perkins 1942  
 Michael Perry 1995-96-97-98  
 Vince Pershing 1989-90  
 Edwin Peters 1959

James Peters 1954-55  
 Turner Petersen 2010-11-12  
 Archie Peterson 1963  
 Jon Peterson 1972-73-74  
 Virgil Phelps 1964-65  
 Bryan Phillips 1977-78-79-80  
 Dickie Phillips 1967-68  
 Donald Phillips 1956-57  
 Mike Phillips 1969-70-71  
 Tucker Phillips 1993-94-95-96  
 James Phorne 1983-84-85-86  
 Joe Phy 1971-72-73  
 Pike Pickett 2001  
 Pascual Piedfort 1966-67-68  
 Randy Piel 1974-75-76  
 Clenzie Pierson 1980-81-82  
 Kenneth Pinkston 1990-91-92  
 Paul Piper 1962-63-64  
 James Pitman 2002-03-04  
 Rashard Pittman 1998-99-2000-01  
 Bobby Plaster 1966-67-68  
 Gary Poage 1960-61  
 Dennis Pokluda 1973-74  
 Charles Pollard 1957-58-59  
 C.O. Pollard 1918  
 Ryan Pontbriand 1999-2000-01-02  
 Kevin Pool 2010  
 Bendy Poole 1959  
 Paul Porras 2010-11-12  
 Tom Posey 1940  
 Nate Poss 1973-74-75-76  
 J.P. Potts 1916, 1919

G.B. Powell 1919-20  
 Frank Power, Jr. 1927-28-29  
 Paul Power 1984-85  
 Calvin Powitsky 1965-66  
 Michael Poynter 2012  
 Kyle Prater 2011-12  
 Chad Price 2003-04-05-06  
 Herman Price 1936-37  
 Jack Price 1946-47-48-49  
 Joe Price 1939-40-41  
 Steven Prichard 1966-67-68  
 Verlan Prichard 1940-41  
 Alan Pringle 1973-74  
 Atchley Procter 1953-54  
 Michael Procter 1965  
 Rex Procter 1949-50  
 Tim Procter 1977-78  
 Steve Pruitt 1971-72-73  
 Chris Ptaszek 2005-06-07-08  
 Oather Pugh 1949  
 Frank Pustka 1966-67-68  
 Richard Pustka 1968

• QQQ •

Stone Quillian 1940-41-42

• RRR •

James Radcliffe 2011-12  
 Gene Raesz 1959-60-61-62  
 Brian Raines 2005-06-07-08  
 Patrick Randolph 2007-08-09-10

Don Rather 1958-59  
 R.H. Ray 1922-23-24  
 Eddie Rayburn 1954-55  
 Lance Redmon 2001  
 Claude Reed 1974-75  
 Sam Knox Reed 1967-68-69  
 Tommy Rees 1961  
 Scott Reeves 1986-87-88-89  
 Andrew Reue 2012  
 D.J. Reneaux 1945  
 Alvin Rettig 1982-83  
 Atwood Reynolds 1925  
 Rashad Reynolds 1995-96-97-98  
 Don Rhoden 1950-51-52  
 Kyle Rice 1979-80-81-82  
 Robert Rice 1963-64  
 Nate Richards 2012  
 Barry Richardson 1965-66-67  
 Chad Richardson 1996-97-98-99  
 Dan Richardson 1932  
 Darrell Richardson 1991-92  
 Ernest Richardson 1965-66  
 Walter Richardson 1969-70  
 Rod Rickett 1980-81  
 Brian Rider 1967 (Manager)  
 Reggie Riggs 1980-81-82  
 Teddy Riggs 1950-51  
 Harold Riley 1947-48-49  
 Joel Rios 1981-82-83  
 Jay Riviere 1954-55  
 Billy Robb 1937, 1939  
 S.J. Roberts, Jr. 1947-48-49  
 Charles Robinson 1968-69-70

Melvin Robinson 1981-82-83-84  
 Merritt Robinson 1987-88-89  
 Allen Rodgers 1959  
 Erik Rodriguez 1994  
 Jimmie Rogers 1936-37-38  
 Ernie Rogers 1976-77-78  
 Page Rogers 1954-55  
 Roger Roitsch 1968-69-70  
 Kurt Roper 1992-93-94  
 Quentis Roper 1985-86-87-88  
 Mark Roquemore 1976  
 I.B. Rose 1945  
 Jeff Rose 1974-75-76  
 Joey Roseborough 1987, 1989  
 Charles Ross 2009-10-12  
 Tobin Rote 1946-47-48-49  
 Kent Rowald 1983-84-85  
 Kenneth Roy 1974-75-76  
 Laney Royal 1977-78  
 Roy Royall 1934-35  
 Will Rub 1977-78-79-80  
 Leo Rucka 1951-52-53  
 Marcus Rucker 2003-04-05-06  
 Rudd 1916-17  
 Mike Ruehman 1983-84  
 Mike Ruff 1994-95-96  
 Larry Ruffin 1996-97-98-99  
 Alvin Runnels 1979-80-81-82  
 Carl Russ 1944, 1946-47  
 Russ Russell 1970  
 T.N. Russell 1929  
 Deric Rutherford 1991-92-93-94  
 Don Rutledge 1976-77-78-79

Frank Ryan	1956-57	Paul Scire	1981	Chris Shoppa	1980-81-82	Kyle Smith	1981-82-83	Aaron Stanley	1993-94-95-96	David Stroud	1975-76
Leroy Rysa	1965	Dexter Scott	1985-87	Tanner Schuck	2008-09-10-11	LonDee Smith	1997-98-2000	Reinhardt Stanzel	1937-38-39	Max Stroud	1959-60
• SSS •		Jack Scott	1929	Dan Shuford	1956	Michael Smith	2008-09-10-11	C.H. Starin	1945	Mark Stuart	1982-83
Nick Sabula	1999-2000-01-02	Kelly Scott	1932	Mark Shupak	1983	P.A. Smith	1929	E.Y. Steakley, Jr.	1936-37-38	Larry Stuppy	1990-91
Adrian Sadler	1997-98-99-2000	Marc Scott	1983-84-85-86	Matt Sign	1989-90-91-92	Quinton Smith	2004-05-06	Charles Stearns	1950	Joe Suggs	1971
Mitchell Sadler	1941	Scraeder	1927	Gene Silver	1950-51	R.C. Smith	1943-44	Frank Steen	1934, 1936-37	Douglas Sullivan	1937-38
William D. Sadler	1932, 1934-35	Jared Scruggs	2003-04-05	Gerald Simila	1970	Raymond Smith	1934-35	Thomas Stellman	1959-60	R.S. Sullivan	1917, 1922
Kenneth Sam	1980-81	W.F. Scruggs	1943-44	Matt Simonette	2012	Robert Smith	1939	R.B. Stelzer	1943	Pete Sultis	1942, 1946
Eric Sampson	1981-82-83-84	Ted Scruggs	1941-42, 1946	Billy Simmons	1958-59-60	Roland Smith	1983	Ben Stephens	2000-01-02-03	Don Suman	1939
Alfred Sanders	1975-76	Josh Seale	2000-01	Kennett Simmons	1959-60-61-62	Ryan Smith	1999-2000-01	Travis Stephenson	2004	Robert Summerlin	1989-90
Tim Sanders	1979-80-81-82	Edward Searcy	1957-58	Jack Simms	1942-43	Tyler Smith	2009-10-11	Sean Sterle	1986	Robert Susen	1975-76
Aaron Sandoval	1997-98-99, 2001	John Searcy	1959	Ryan Simonak	2003-04	Brannan Smoot	1985-86-87	Henry Stern	1937	Jeff Swab	1977
Herbert Sawyer	1929-30	Bryan Seely	1974-75-76	John Simonton	1993	C.C. Snell	1914	Don Stephens	1942	Jim Swanson	1964-65-66
A.C. Sauer	1926	Ardie Segars	1973-74-75-76	Bill Simpson	1922	David Snellings	1971-72-73	John Stephenson	1959	Swartz	1921-22-23
A.P. Schoenfield	1927-28	Richard Segina	1987-88-89-90	David Simpson	1971-72	Mark Snyder	1978	Stevens	1915	P.D. Swatzell	1943
Jake Scheuhle	1936-37-38	Andrew Sendejo	2006-07-08-09	Jim Simpson	1984-85	Ronnie Sollock	1967	Hugh Stevens	1938-39-40	Ahmad Sweeney	2008
Jon Schnable	1958-59	D. Senuta	1945	Ed Singletery	1937-38-39	Scott Solomon	2007-08-09, 11	Larry Stewart	1962-63	Carl Swierc	1971-72-73
Charles Schoultz	1939 (Manager)	Marc Seguin	1980-81	Tommy Siragusa	1954-55	Mike South	1977-78	Pat Stidham	1974-75-76	John Sword	1971
Bobby Schrader	1988-89-90	Corey Seymour	1989-90-92-93	Brandon Skeen	2000-01-02-03	Bryan Soward	1991-92-93	Elliston Stinson	1984-85	James Sykes	1973-74-75-76
Karl Schraer	1986	Hosam Shahin	2010-11-12	Josh Skinner	2011	Jeff Sowells	1992-93-94-95	Harold Stockbridge	1941, 1946-47	John Syptak	2002-03-04-05
Rudy Schrieder	1964	C.R. Shaw	1919	Doak Slay	1981-82	Clifford Sparks	2001-02-03-04	David Stockwell	1968-69-70	John Sylvester	1933-34-35
R.J. Schroeder	1951-52-53	Doug Shaw	1991	Buck Sloan	1939-40-41	Gordon Speer	1957-58-59	John Stoerker	1966-67	John Sylvester	1961-62-63
Charlie Schuchard	1971-72 (mgr.)	Eric Shaw	1985-86-87	W.O. Smiley, Jr.	1925	Steve Spicer	1979-80-81	Bill Stone	1987-88-89-90	Brian Symonette	1989-90
Max Schuebel	1951-52-53	Jimmy Shaw	2003	Corbin Smiter	2006-08-10	Nick Spillios	1974-75-76	Bryant Stone	1954-55		
George Schulgren	1965-66-67	M.W. Sheffield	1943-44	Bencil Smith	2005-06-08	Mark Spinner	1994-95-96-97	Morris Stone	1952-53-54		
Randall Schultz	1991	Antwan Shell	1999-2000-01-02	C.M. Smith	1945	James Spruill	1942, 1947	Lee Stonestreet	1949-50		
Ronald Schultz	1959, 1961	R.L. Shelton	1945	Frank Smith	1961	Mike Spruill	1969-70-71	J.A. Stoppel	1928		
Robert Schulze	1932-33	Robby Shelton	1966-67-68	H.W. Smith	1922-23-24	Seaman Squyres	1930-31	Fred Stovall	1985		
Joe Schwab	1984-85	Terry Shelton	1966-67	J.D. Smith	1956-57-58	Brian Stacey	2008-09-10-11	Paul Strahan	1968-69-70		
Carl Schwartz	1947-48-49	Ja'Corey Shepherd	2005-06-07-08	Joel Smith	1965-66	Joe Staley	1939-40	Russell Streeter	1994-95-96		
		John Thomas Shepherd	2006-07-08-09	Judd Smith	1996-97-98-99	W.M. Standish	1913-14-15	John Stroman	1975, 1977-78		
		Michael Shirk	1991-92-93	Kenny Smith	1998-99-2000-01	John Stanfield	1973-74-75-76	Randolph Strong	1930-31-32		

• TTT •		Terry Thornton 1988-89-90-91	• UUU •		• WWW •		Ronald Waters 1959	Donald Whittaker 1952
Chance Talbert 2006-07-08-09	John Thrasher 1930-31-32	C.J. Ugokwe 2006-07-08	Ron Waedemon 1969-71-72	Joe Watson 1946-47-48-49	Jesse Whittenton 1973, 1976			
Brad Tally 1971-72	Jack Throckmorton 1954-55	Ronald Ulbrich 1963	Brett Wagner 1980-81-82	Ted Watson 1950	Charlie Wiesbusch 2007-08			
H.D. Tate 1943-44	Raphael Tillman 1995, 1999	Kent Ulm 1968	Daniel (Hans) Wagner 1951-52	Robert Wayt 1959-60-61	Ben Wiggins 2002-03-04			
Gene Taubert 1966-67-68	Kenneth Tilton 1959	Ulrich 1923	Kurt Wagner 1993	Russell Wayt 1962-63-64	Bobby Wilburn 1979			
Carl Taylor 2005-06-08	James Timmons 1951-52	F.W. Underwood 1924-25-26	Ronnie Waldo 1964	Gerald Weatherly 1945, 1947-48-49	I.M. Wilford 1922-23-24			
Charlie Taylor 1975-76-77-78	Bobby Tincher 1977	J.A. Underwood, Jr. 1918-19-20-21	Emmett Waldron 1991-92-93-94	David Webb 1959	John Wilkins 1963 (Manager)			
Jordan Taylor 2011-12	Douglas Tipton 1939-40	Martin Uwah 2010	Cornelius Walker 1972-73-74	Max Webb 1958-59-60	Austin Wilkinson 2005-06-07-08			
Mac Taylor 1953	Everett Todd 1979, 1981-82-83		Donahue Walker 1981-83	Xavier Webb 2008-09-10-11	Jim Willard 1981			
William Taylor 1946-47-48-49	Jericho Toilolo 1980, 1983		Gene Walker 1963-64-65	Matt Webber 1998-99-2000-01	Aaron Williams 2007-08-09-10			
Randolph Teakell 1977	Brandon Tolbert 2007-08		Jeff Walker 1987-88	T.A. Weems 1940	Adam Williams 1997-98-99			
Trey Teichelman 1988-89-90-91	A.M. Tomforde 1913-15	Bo Valles 1993, 1995-96-97	Malcolm Walker 1962-63-64	Bob Weisberg 1970 (Manager)	Alonzo Williams 1989-90-91-92			
Richard Terrell 1924	Steve Tomkins 1984-85	G.D. Vance 1916	William Walker 1963-64-65	John Welch 2006-07-08-09	Bobby Williams 1956-57			
Arthur Terry 1993-94-95-96	Charles Torello 1995-96-97-98	David Vandiver 1971-72-73	John Wall 2005	Doyle Weldon 1950	Bobby Williams, Jr. 1979-80			
Thurman Terry 1958	Clemente Torres 1992-93-94	Jeff Vanover 2000, 2002-03	Bill Wallace 1932, 1934-35	Clark Wells 1941	Byron Williams 1934-35			
Tracy Terry 1971	Jacque Torres 1988-89	Dan Van Winkle 1966-67	Brandon Wallace 2000-01	Darrick Wells 1984-85	Caleb Williams 2012			
Jeremy Thigpen 1993-94-95-96	M.J. Towns 1944	Ron Vaughn 1973-74-75	John Wallace 1930-31-32	Denzel Wells 2010-11	C.D. Williams 1929			
E.F. Thomas 1929	Orville Trask 1954-55	Edgar Vega 2002-04	Newell Wallace 1977-78-79-80	Todd Wernet 1977-78	Derrick Williams 1993-94-95			
Jamael Thomas 2010-11-12	W.C. Treadway 1951-52-53	Lester Veltman 1957-58	Larry Walling 1970-71-72	Ben Westcott 1996	James (Froggy) Williams 1946-47-48-49			
Jeff Thomas 1984-85-86-87	Robert Tresch 1940-41-42	Jeff Venghaus 1994-95	Glenn Walls 1949-50-51	Joey Wheeler 1989-90-91-92	Jared Williams 2009-10-11-12			
Paul Thomas 1996-97	Kevin Trigg 1981-82-83	Simon Verret 1950	George Walmsley 1944-45-46-47	Paul Wheeler 1984	Kenneth Williams 1955-56-57			
Rickey Thomas 1977-78-79-80	Lyndal Trout 1973, 1975-76	Jack Vestal 1937	Dale Walters 1980-81-82-83	Brownie Wheless 1969-70	Mark Williams 1970-71-72			
Cameron Thompson 2007-08	Dwain Turner 1983-84-85-86	Richard Vestal 1940	R.L. Walters 1922	Aubrey White 2004-05-06-07	Richard A. Williams 1994			
Charles Thompson 1955-56	Jon Turner 2004-05-06-07	Cameron Vester 2009	C.A. Ward 1928	Claude White 1956-57	Richard C. Williams 1986-87-88-89			
Joe Bob Thompson 1998-99-2000-01	Luke Turner 2012	Tom Vickers 1935-36-37	Sam Ward 1952	John White 2000-01-02	Rodney Williams 1980-81			
Larry Thompson 1994-95-96	Melvin Turner 1987-88-89	Donell Victorian 1998-99	Taylor Wardlow 2006-07-08-09	Johnson White 1990, 1992-93	R.P. Williams 1919-20-21			
Preston Thompson 2007-08	R.R. Turner, Jr. 1944	Mike Vietor 1995-96-97-98	Justin Warren 2011	Julius White 2011-12	S.J. Williams, Jr. 1924-25			
Roy Thompson 1985-86-87	Shane Turner 2008-09	J.L. Vilbig 1918	Michael Warren Jr. 2012	Sean White 1999-2000-01-02	Travis Williams 1985-86			
Steve B. Thompson 1981-82-83-84	Jamie Tyler 1998-99-2000-01	Randy Vincent 1959	Sean Washington 1991-92-93	Al Whitfield 1978-79-80-81	Walter Williams 1936-37-38			
Steve M. Thompson 1986-87	Mike Tyler 1969-70-71	Stahle Vincent 1969-70-71	Terrence Washington 1983	Jamey Whitlock 1994-95-96	Windell Williams 1942, 1946			
Todd Thompson 1988-89-90-91	Thomas Tyner 1965-66-67	Jim Vining 1963-64-65	Tony Washington 1996-97	Kenneth Whitlow 1938-39-40	Robert Williamson 1976-77-79-80			
Travis Thompson 2000-01-02		Charles Volz 1973	Halie Washington 1987	Larry Whitmire 1955-56-57	Greg Willig 1989-90-91-92			

M.C. Willis	1923	Bill Wright	1950-51
Luke Willson	2009-10-11-12	Bobby Wright	1958
Derras Wilmington	1993, 1995-96	C.T. Wright	1944
Antonio Wilson	1989-90-91-92	J.M. Wright	1943
Don Wilson	1953-54-55	Ben Wulf	1997, 1999-2000
Frank Wilson	1977-78-79-80	Gordon Wyatt	1948-49-50
Greg Wilson	2001-02-03-04	Mike Wylie	1989-90
Mike Wilson	1993-94-95	William Wyman	1947-48-49
John R. Windrow	1958-59		
Tim Winn	1988, 1990-91		
Jason Winship	1993-94-95-96		
Robert Winship	1949-50		
Ross Winship	2012		
Leland Winston	1966-67-68		
O.C. Winston	1925		
Harry Witt	1933-34-35		
Jack Wolcott	1948-49		
Benji Wood	1996-97		
Joe Don Wood	2002-03-04-05		
J.P. Wood	1939		
Michael Wood	1964		
Philip Wood	1969-70-71		
Stephen Wood	2003-04-05		
William Wood	2003-04-05-06		
Dickie Woods	1960-61		
G.A. Woods	1924-26		
Ryan Woods	1994-95-96		
Bob Woolbright	1954		
Adrian Woolcock	1994-95		
C.H. Wooten	1913-14		
Mike Wooten	1984		
R.E. Wortham	1954-55		

• III •

Michael Yelin	1966 (Manager)
Brandon Yelovich	2008-09-10
Dwayne Young	1969-70
Victor Young	1997-98-99
James O. Younts, Jr.	1930

• III •

Eric Zammit	1976-77
Whitlock Zander	1939-40-41
R.F. Zelsman	1943-44-45
Ray Zimmerman	1940-41
Paul Zipperlen	1955
John Zurita	1986-87-88
Adam Zylman	1993-94-95



# RICE ALL-TIME RESULTS

## Phil Arbuckle

(1912-17, 1919-23)

Arbuckle was the first athletic director and coach at the Rice Institute in 1912, coming from Southwestern University in Georgetown. He coached the Owls for 11 seasons, interrupted only by Army service in 1918 during World War I. His overall record was 52-30-8 (8-15-2 SWC).

## 1912 (3-2)

O26	at Houston HS	W	7-6
O30	at Orange HS	W	13-0
N9	at Sam Houston State	W	20-6
N15	at Southwestern	L	32-0
N28	at Austin College	L	81-0

## 1913 (4-0)

O17	Signal Corps Co. B	W	14-0
O25	Houston HS	W	7-0
N18	Southwestern	W	53-14
N27	at Trinity	W	7-0

## 1914 (3-2-3)

O10	Southwestern	W	12-7
O17	at Texas	L	41-0
O24	TCU	T	0-0
O31	Daniel Baker	W	13-7
N9	Texas A&M	L	32-7
N14	Oklahoma State	T	13-13
N20	Baylor	W	14-13
N26	at Austin College	T	0-0

## 1915 (5-3, 1-2 SWC)

O2	Trinity	W	46-0
O8	Baylor (SWC)	L	26-0
O16	at Texas (SWC)	L	59-0
O23	Daniel Baker	W	28-0
O30	TCU	W	33-0
N8	Texas A&M (SWC)	W	7-0
N17	LSU	W	6-0
N27	Notre Dame	L	55-2

## 1916 (6-1-2, 1-1 SWC)

O7	at Texas (SWC)	L	16-2
O13	Austin College	W	40-0
O21	Southwestern	W	24-0
O27	at TCU	T	7-7
N4	Texas A&M (SWC)	W	20-0
N11	Tulane	W	23-13
N17	SMU	W	146-3
N24	at LSU	T	7-7
N30	Arizona	W	47-7

## 1917 (7-1, 1-1 SWC)

O6	Illinois Medics	W	31-0
O13	TCU	W	26-0
O19	Austin College	W	53-13
O27	at Texas (SWC)	W	13-0
N3	Haskell Institute	W	55-13
N10	Southwestern	W	34-13
N17	at Tulane	W	16-0
N29	Texas A&M (SWC)	L	10-0

## 1918 (1-5-1, 1-1 SWC) - T 3<sup>RD</sup>

**Coach: John Anderson**

O5	Camp Logan	L	10-0
O19	Park Place Flyers	L	7-0
O26	Camp Logan	T	0-0
N2	Kelly Field	L	28-0
N9	Park Place Flyers	L	3-0
N16	at Texas	L	14-0
N30	SMU	W	13-0

## 1919 (8-1, 3-1 SWC) - 2<sup>ND</sup>

O4	Trinity	W	12-0
O11	at Baylor (SWC)	W	8-0
O18	Southwestern	W	22-0
O24	Austin College	W	54-0
N1	at Texas (SWC)	L	32-7
N8	SMU (SWC)	W	21-14
N15	University of South	W	19-7
N21	Howard Payne	W	7-0
N27	Arkansas (SWC)	W	40-7

## 1920 (4-2-2, 2-2-1 SWC) - 4<sup>TH</sup>

O9	Baylor (SWC)	W	28-0
O16	at Tulane	T	0-0
O23	Southwestern	W	19-0
O30	Texas (SWC)	L	21-0
N6	at SMU (SWC)	W	10-0
N15	at Texas A&M (SWC)	L	7-0
N19	Texas State	W	48-0
N25	Arkansas (SWC)	T	0-0

## 1921 (4-4-1, 1-2-1 SWC) - 6<sup>TH</sup>

O1	Louisiana-Lafayette	W	54-0
O8	at Baylor (SWC)	L	17-14
O15	Tulane	L	7-6
O22	Southwestern	W	28-0
O29	at Texas (SWC)	L	56-0
N5	SMU (SWC)	W	7-0
N11	Texas A&M (SWC)	T	7-7
N18	at Trinity	W	28-14
N24	Oklahoma	L	27-0



**1922 (4-4, 1-4 SWC) - 7<sup>TH</sup>**

O7	Sam Houston State	W	23-3
O14	Baylor (SWC)	L	31-0
O21	at Oklahoma State (SWC)	L	21-0
O28	Southwestern	W	28-6
N4	Texas (SWC)	L	29-0
N11	Arkansas (SWC)	W	31-7
N18	at Texas A&M (SWC)	L	24-0
N25	Arizona	W	14-7

**1923 (3-5, 1-4 SWC) - 7<sup>TH</sup>**

O6	Sam Houston State	W	10-0
O13	at Arkansas (SWC-Little Rock)	L	23-0
O20	Oklahoma State (SWC)	L	13-0
O27	Texas State	L	19-6
N3	at Texas (SWC)	L	27-0
N10	Southwestern	W	12-0
N17	Texas A&M (SWC)	W	7-6
N29	TCU (SWC)	L	6-0

**JOHN HEISMAN  
(1924-27)**

Heisman became Rice University's first full-time football coach in 1924. His four-year record was 14-18-3 (4-11-1 SWC) He later became athletic director of the Downtown Athletic Club in New

York, which named its annual award to the nation's best college football player after him.

**1924 (4-4, 2-2 SWC) - 3<sup>RD</sup>**

O4	Sam Houston State	W	22-6
O11	Southwestern	W	20-6
O18	LSU	L	12-0
O25	at TCU (SWC)	W	7-3
N1	Texas (SWC)	W	19-6
N7	Austin College	L	6-2
N15	at Texas A&M (SWC)	L	13-6
N27	Baylor (SWC)	L	17-9

**1925 (4-4-1, 1-2-1 SWC) - 6<sup>TH</sup>**

S26	Stephen F. Austin State	W	33-0
O3	Sam Houston State	W	7-0
O10	Trinity	L	13-0
O17	Arkansas (SWC)	W	13-9
O24	at Texas (SWC)	L	27-6
O31	Southwestern	W	19-0
N7	at LSU	L	6-0
N14	Texas A&M (SWC)	L	17-10
N26	Baylor (SWC)	T	7-7

**1926 (4-4-1, 0-4 SWC) - 7<sup>TH</sup>**

S25	Stephen F. Austin State	W	25-0
O2	Sam Houston State	W	20-0
O9	Trinity	T	6-6
O16	St. Edward's	W	19-0
O23	Texas (SWC)	L	20-0
O30	Southwestern	W	7-6
N6	SMU (SWC)	L	20-0
N12	at Texas A&M (SWC)	L	20-0
N25	Baylor (SWC)	L	9-7

**1927 (2-6-1, 1-3 SWC) - 6<sup>TH</sup>**

S24	at Loyola-New Orleans	L	13-0
O1	Sam Houston State	W	20-13
O8	St. Edward's	T	0-0
O14	at SMU (SWC)	L	34-6
O22	at Texas (SWC)	L	27-0
O29	Southwestern	L	14-12
N5	Centenary	L	33-7
N11	Texas A&M (SWC)	L	14-0
N24	Baylor (SWC)	W	19-12

**1928 (2-7, 0-5 SWC) - 7<sup>TH</sup>****Coach: Claude Rothgeb**

S29	Sam Houston State	W	24-6
O6	St. Edward's	L	31-0
O13	Trinity	W	20-6
O20	at SMU (SWC)	L	53-13
O27	Texas (SWC)	L	13-6
N3	Southwestern	L	14-6
N10	TCU (SWC)	L	7-0
N16	at Texas A&M (SWC)	L	19-0
N29	Baylor (SWC)	L	25-14

**JACK MEAGHER  
(1929-33)**

The five season Meagher spent at the Rice helm were highlighted by consecutive shutout victories against Texas (1930-31). His overall record was 26-26 (-20 SWC) before leaving to coach at Auburn.

**1929 (2-7, 0-5 SWC) - 7<sup>TH</sup>**

S28	Loyola-New Orleans	L	33-0
O5	Sam Houston State	W	7-2
O12	Southwestern	W	14-7
O26	at Texas (SWC)	L	39-0
N2	St. Edward's	L	20-7

N9	at TCU (SWC)	L	24-0
N16	Texas A&M (SWC)	L	26-6
N23	at SMU (SWC)	L	43-0
N30	Baylor (SWC)	L	19-0

**1930 (8-4, 2-4 SWC) - 6<sup>TH</sup>**

S20	Southwestern	W	32-6
S27	Sam Houston State	W	13-12
O4	St. Edward's	W	20-0
O11	Arizona	W	21-0
O18	at Arkansas (SWC)	L	7-6
O25	Texas (SWC)	W	6-0
N1	University of South	W	12-0
N8	TCU (SWC)	L	20-0
N15	at Texas A&M (SWC)	W	7-0
N22	SMU (SWC)	L	32-0
N29	at Baylor (SWC)	L	35-14
D6	Iowa State	W	13-7

1931 (6-4, 3-3 SWC) - 6<sup>TH</sup>

S19	Texas A&M-Kingsville	W	37-0
S26	Sam Houston State	W	32-0
O3	at Oklahoma	L	19-6
O10	at Texas (SWC)	W	7-0
O17	SMU (SWC)	L	21-12
O23	at Arizona	W	32-0
N7	at TCU (SWC)	L	7-6
N14	Texas A&M (SWC)	L	7-0
N21	Arkansas (SWC)	W	26-12
N28	Baylor (SWC)	W	20-0

1932 (7-3, 3-3 SWC) - 3<sup>RD</sup>

S24	Texas A&M-Kingsville	W	20-0
O1	LSU	W	10-8
O8	at SMU (SWC)	W	13-0
O15	Loyola-New Orleans	W	14-7
O22	Texas (SWC)	L	18-6
O29	Creighton	W	41-7
N5	at Arkansas (SWC)	W	12-7
N11	at Texas A&M (SWC)	L	14-7
N19	TCU (SWC)	L	16-6
N26	at Baylor (SWC)	W	12-0

1933 (3-8, 1-5 SWC) - 7<sup>TH</sup>

S23	Texas A&M-Kingsville	W	7-0
S30	at LSU	L	13-0
O7	Loyola-New Orleans	W	13-0
O14	SMU (SWC)	L	13-7
O21	at Creighton	L	14-13
O28	at Texas (SWC)	L	18-0
N4	at Santa Clara	L	13-0
N11	Arkansas (SWC)	W	7-6
N18	Texas A&M (SWC)	L	27-0
N25	at TCU (SWC)	L	26-3
D2	at Baylor (SWC)	L	7-6

JIMMY KITTS  
(1934-39)

Kitts opened his Rice coaching career with a bang, winning the Institute's first Southwest Conference title in 1934. He added another crown in 1937 along with a 28-14 win over Colorado in the second Cotton Bowl, the Owls' first bowl appearance. His six-year record was 33-29-4 (16-18-2 SWC) before leaving to coach at Virginia Tech.

1934 (9-1-1, 5-1 SWC) - 1<sup>ST</sup>

S22	Loyola-New Orleans	W	12-0
S29	LSU	T	9-9

O6	at Purdue	W	14-0
O13	SMU (SWC)	W	9-0
O20	at Creighton	W	47-13
O27	Texas (SWC)	W	20-9
N3	Texas A&M-Kingsville	W	27-0
N10	at Arkansas (SWC)	W	7-0
N17	at Texas A&M (SWC)	W	25-6
N24	TCU (SWC)	L	7-2
D1	at Baylor (SWC)	W	32-0

1935 (8-3, 3-3 SWC) - T 3<sup>RD</sup>

S21	St. Mary's (Texas)	W	38-0
S28	at LSU	W	10-7
O5	Duquesne	W	27-7
O12	Creighton	W	14-0
O19	at SMU (SWC)	L	10-0
O26	at Texas (SWC)	W	28-19
N2	at George Washington	W	41-6
N9	Arkansas (SWC)	W	20-7
N16	Texas A&M (SWC)	W	17-10
N23	at TCU (SWC)	L	27-6
N30	Baylor (SWC)	L	6-0

1936 (5-7, 1-5 SWC) - T 6<sup>TH</sup>

S19	at Texas A&M-Kingsville	W	33-0
S26	at LSU	L	20-7

O2	at Duquesne	L	14-0
O10	Texas A&M (SWC)	L	3-0
O17	at Georgia	W	13-6
O24	Texas (SWC)	W	7-0
O31	George Washington	W	12-6
N7	at Arkansas (SWC)	L	20-14
N14	Sam Houston State	W	34-7
N21	TCU (SWC)	L	13-0
N28	Baylor (SWC)	L	10-7
D5	SMU (SWC)	L	9-0

1937 (6-3-2, 4-1-1 SWC) - 1<sup>ST</sup>

O2	at Oklahoma	L	6-0
O9	LSU	L	13-0
O16	Tulsa	T	0-0
O23	at Texas (SWC)	W	14-7
O30	Auburn	W	13-7
N6	Arkansas	W	26-20
N13	Texas A&M (SWC)	T	6-6
N20	at TCU (SWC)	L	7-2
N27	Baylor (SWC)	W	13-7
D4	at SMU (SWC)	W	15-7
J1	vs. Colorado (Cotton Bowl)	W	28-14

1938 (4-6, 3-3 SWC) - 4<sup>TH</sup>

O1	Oklahoma	L	7-6
O8	at LSU	L	3-0
O15	at Tulane	L	26-17
O22	Texas	W	13-7
O29	Auburn	W	14-0
N5	at Arkansas (SWC)	W	3-0
N12	at Texas A&M (SWC)	L	27-0
N19	TCU (SWC)	L	29-7
N26	at Baylor (SWC)	L	27-6
D3	SMU (SWC)	W	25-14

1939 (1-9-1, 0-5-1 SWC) - 7<sup>TH</sup>

S30	Vanderbilt	L	13-12
O7	Centenary	W	13-0
O14	at LSU	L	7-0
O21	Sam Houston State	L	9-8
O28	at Texas (SWC)	L	26-12
N4	at Fordham	L	13-7
N11	Arkansas (SWC)	T	12-12
N18	at Texas A&M (SWC)	L	19-0
N25	at TCU (SWC)	L	21-0
D2	Baylor (SWC)	L	10-7
D9	at SMU (SWC)	L	13-6

## JESS NEELY

(1940-66)

Neely and Rice football were synonymous for 27 seasons. The Tennessee gentleman won or tied for Southwest Conference championships in 1946, 1949, 1953 and 1957. The Owls also won two Cotton Bowl games under Neely (1950 and 1954) as well as the 1947 Orange Bowl. Neely was 144-124-10 (86-75-6 SWC) and finished his career as the athletic director at his alma mater, Vanderbilt.

### 1940 (7-2, 4-2 SWC) - T 3<sup>RD</sup>

O5	Centenary	W	25-0
O12	LSU	W	23-0
O19	at Tulane	L	15-6
O26	Texas (SWC)	W	13-0
N2	Texas A&M-Kingsville	W	9-6
N9	at Arkansas (SWC)	W	14-7
N16	at Texas A&M (SWC)	L	25-0
N23	TCU (SWC)	W	14-6
N30	Baylor (SWC)	W	21-12
D7	SMU (SWC)	L	7-6

### 1941 (6-3-1, 3-2-1 SWC) - 4<sup>TH</sup>

O4	Sam Houston State	W	42-0
O11	Tulane	W	10-9
O18	at LSU	L	27-0
O25	at Texas (SWC)	L	40-0
N1	Centenary	W	54-0
N8	Arkansas (SWC)	W	21-12
N15	Texas A&M (SWC)	L	19-6
N22	at TCU (SWC)	T	0-0
N29	Baylor (SWC)	W	28-14
D6	at SMU (SWC)	W	6-0

### 1942 (7-2-1, 4-1-1 SWC) - 2<sup>ND</sup>

S26	Corpus Christi Navy	W	18-7
O3	LSU	W	27-14
O10	at Tulane	L	18-7
O24	Texas (SWC)	L	12-7
O31	Texas Tech	W	19-7
N7	at Arkansas (SWC)	W	40-9
N14	Texas A&M (SWC)	T	0-0
N21	TCU (SWC)	W	21-0
N28	at Baylor (SWC)	W	20-0
D5	SMU (SWC)	W	13-7

### 1943 (3-7, 2-3 SWC) - T 3<sup>RD</sup>

S25	Randolph Field	L	6-0
O2	at LSU	L	20-7
O9	Tulane	L	33-0
O16	at SMU (SWC)	L	12-0
O23	at Texas (SWC)	L	58-0
O30	Texas Tech	W	13-0
N6	Arkansas (SWC)	W	20-7
N13	Texas A&M (SWC)	L	20-0
N20	at TCU (SWC)	W	13-6
N27	Southwestern	L	21-7

### 1944 (5-6, 2-3 SWC) - T 3<sup>RD</sup>

S23	Galveston AAF	W	57-0
S30	Randolph Field	L	59-0
O7	LSU	W	14-13
O14	at Tulane	L	21-0
O21	SMU (SWC)	W	21-0
O28	Texas (SWC)	W	7-0
N4	Texas Tech	L	13-7
N11	at Arkansas (SWC)	L	12-7
N18	Texas A&M (SWC)	L	19-7
N25	TCU (SWC)	L	9-6
D2	Southwestern	W	18-7

### 1945 (5-6, 3-3 SWC) - T 3<sup>RD</sup>

S22	Corpus Christi Navy	L	26-13
S29	at LSU	L	42-0
O6	Southwestern	L	13-7
O13	Tulane	W	13-7
O20	at SMU (SWC)	L	21-18
O27	at Texas (SWC)	W	7-6
N3	Texas Tech	W	13-0
N10	Arkansas (SWC)	W	26-7
N17	Texas A&M (SWC)	W	6-0
N24	at TCU (SWC)	L	14-13
D1	Baylor (SWC)	L	17-14

### 1946 (9-2, 5-1 SWC) - 1<sup>ST</sup>

S28	LSU	L	7-6
O5	Southwestern	W	48-0
O12	at Tulane	W	25-6
O19	SMU (SWC)	W	21-7
O26	Texas (SWC)	W	18-7
N2	Texas Tech	W	41-6
N9	at Arkansas (SWC-LR)	L	7-0
N16	at Texas A&M (SWC)	W	27-10
N23	TCU (SWC)	W	13-0
N30	Baylor (SWC)	W	38-6
J1	vs. Tennessee (Orange Bowl)	W	8-0

### 1947 (6-3-1, 4-2 SWC) - 3<sup>RD</sup>

S27	at LSU	L	21-14
O4	at Southern California	T	7-7
O11	Tulane	W	33-0
O18	at SMU (SWC)	L	14-0
O25	at Texas (SWC)	L	12-0
N1	Texas Tech	W	40-7
N8	Arkansas (SWC)	W	26-7
N15	Texas A&M (SWC)	W	41-7
N22	at TCU (SWC)	W	7-0
N29	Baylor (SWC)	W	34-6

### 1948 (5-4-1, 3-2-1 SWC) - T 3<sup>RD</sup>

S25	Sam Houston State	W	46-0
O2	LSU	L	26-13
O9	at Southern California	L	7-0
O16	SMU (SWC)	L	33-7
O23	Texas (SWC)	L	20-7
O30	at Texas Tech	W	14-7
N6	at Arkansas (SWC)	W	25-6
N13	at Texas A&M (SWC)	W	28-6
N20	TCU (SWC)	W	21-7
N27	at Baylor (SWC)	T	7-7

1949 (10-1, 6-0 SWC) - 1<sup>ST</sup>

S24	Clemson	W	33-7
O1	at LSU	L	14-7
O8	New Mexico	W	55-0
O15	at SMU (SWC)	W	41-27
O22	at Texas (SWC)	W	17-15
O29	Texas Tech	W	28-0
N5	Arkansas (SWC)	W	14-0
N12	Texas A&M (SWC)	W	13-0
N19	at TCU (SWC)	W	20-14
N26	Baylor (SWC)	W	21-7
J1	vs. North Carolina (Cotton Bowl)	W	27-13

1950 (6-4, 2-4 SWC) - T 5<sup>TH</sup>

S30	Santa Clara	W	27-7
O7	LSU	W	35-20
O14	at Pittsburgh	W	14-7
O21	SMU (SWC)	L	42-21
O28	Texas (SWC)	L	35-7
N4	Texas Tech	W	13-7
N11	at Arkansas (SWC)	W	9-6
N18	at Texas A&M (SWC)	W	21-13
N25	TCU (SWC)	L	26-14
D2	at Baylor (SWC)	L	33-7

1951 (5-5, 3-3 SWC) - T 3<sup>RD</sup>

S29	Clemson	L	20-14
O6	at LSU	L	14-6
O13	Navy	W	21-14
O20	at SMU (SWC)	W	28-7
O27	at Texas (SWC)	L	14-6
N3	Pittsburgh	W	21-13
N10	Arkansas (SWC)	W	10-0
N17	Texas A&M (SWC)	W	6-0
N24	at TCU (SWC)	L	22-6
D1	Baylor (SWC)	L	34-13

1952 (5-5, 4-2 SWC) - 2<sup>ND</sup>

S27	Texas Tech	W	34-7
O4	LSU	L	27-7
O11	at UCLA	L	20-0
O18	SMU (SWC)	L	21-14
O25	Texas (SWC)	L	20-7
N1	Wisconsin	L	21-7
N8	at Arkansas (SWC)	W	35-33
N15	at Texas A&M (SWC)	W	15-6
N22	TCU (SWC)	W	12-6
N29	at Baylor (SWC)	W	20-14

1953 (9-2, 5-1 SWC) - T 1<sup>ST</sup>

S19	Florida	W	20-16
O3	at Cornell	W	28-7
O10	Hardin-Simmons	W	40-0
O17	at SMU (SWC)	L	12-7
O24	at Texas (SWC)	W	18-13
O31	Kentucky	L	19-13
N7	Arkansas (SWC)	W	47-0
N14	Texas A&M (SWC)	W	34-7
N21	at TCU (SWC)	W	19-6
N28	Baylor (SWC)	W	41-19
J1	vs. Alabama (Cotton Bowl)	W	28-6

1954 (7-3, 4-2 SWC) - T 3<sup>RD</sup>

S18	Florida	W	34-14
O2	Cornell	W	41-20
O9	at Wisconsin	L	13-7
O16	SMU (SWC)	L	20-6
O23	Texas (SWC)	W	13-7
O30	Vanderbilt	W	34-13
N6	at Arkansas (SWC-LR)	L	28-15
N13	at Texas A&M (SWC)	W	29-19
N20	TCU (SWC)	W	6-0
N27	at Baylor (SWC)	W	20-14

1955 (2-7-1, 0-6 SWC) - 7<sup>TH</sup>

S24	Alabama	W	20-0
O1	LSU	T	0-0
O8	Clemson	W	21-7
O15	at SMU (SWC)	L	20-0
O22	at Texas (SWC)	L	32-14
O29	at Kentucky	L	20-16
N5	Arkansas (SWC)	L	10-0
N12	Texas A&M (SWC)	L	20-12
N19	at TCU (SWC)	L	35-0
N26	Baylor (SWC)	L	15-7

1956 (4-6, 1-5 SWC) - 6<sup>TH</sup>

S22	Alabama	W	20-13
O6	LSU	W	23-14
O13	at Florida	L	7-0
O20	SMU (SWC)	L	14-13
O27	Texas (SWC)	W	28-7
N3	Utah	W	27-0
N10	at Arkansas (SWC)	L	27-12
N17	at Texas A&M (SWC)	L	21-7
N24	TCU (SWC)	L	20-17
D1	at Baylor (SWC)	L	46-13

1957 (7-4, 5-1 SWC) - 1<sup>ST</sup>

S21	at LSU	W	20-14
O5	Stanford	W	34-7
O12	Duke	L	7-6
O19	at SMU (SWC)	W	27-21
O26	at Texas (SWC)	L	19-14
N2	Clemson	L	20-7
N9	Arkansas (SWC)	W	13-7
N16	Texas A&M (SWC)	W	7-6
N23	at TCU (SWC)	W	20-0
N30	Baylor (SWC)	W	20-0
J1	vs. Navy (Cotton Bowl)	L	20-7

1958 (5-5, 4-2 SWC) - T 2<sup>ND</sup>

S20	LSU	L	26-6
S27	at Stanford	W	30-7
O4	Purdue	L	24-0
O11	at Arkansas (SWC)	W	24-0
O18	at SMU (SWC)	W	13-7
O25	Texas (SWC)	W	34-7
N8	Army	L	14-7
N15	Texas A&M (SWC)	L	28-21
N22	TCU (SWC)	L	22-10
N29	at Baylor (SWC)	W	33-21

**1959 (1-7-2, 1-4-1 SWC) - 6<sup>TH</sup>**

S19	at LSU	L	26-3
O3	at Duke	L	24-7
O10	Florida	T	13-13
O17	SMU (SWC)	T	13-13
O24	at Texas (SWC)	L	28-6
O31	Clemson	L	19-0
N7	Arkansas (SWC)	L	14-10
N14	Texas A&M (SWC)	W	7-2
N21	at TCU (SWC)	L	35-6
N28	Baylor (SWC)	L	23-21

**1960 (7-4, 5-2 SWC) - T 2<sup>ND</sup>**

S24	Georgia Tech	L	16-13
O1	Tulane	W	10-7
O8	vs. Florida (Miami)	W	10-0
O15	at SMU (SWC)	W	47-10
O22	Texas (SWC)	W	7-0
O29	Texas Tech (SWC)	W	30-6
N5	at Arkansas (SWC-LR)	L	3-0
N12	Texas A&M (SWC)	W	21-14
N19	TCU (SWC)	W	23-0
N26	at Baylor (SWC)	L	12-7
J1	vs. Mississippi (Sugar Bowl)	L	14-6

**1961 (7-4, 5-2 SWC) - T 3<sup>RD</sup>**

S23	LSU	W	16-3
S30	at Georgia Tech	L	24-0
O14	Florida	W	19-10
O21	SMU (SWC)	W	10-0
O28	at Texas (SWC)	L	34-7
N4	at Texas Tech (SWC)	W	42-7
N11	Arkansas (SWC)	L	10-0
N18	Texas A&M (SWC)	W	21-7
N25	at TCU (SWC)	W	35-16
D2	Baylor (SWC)	W	26-14
D16	vs. Kansas (Bluebonnet Bowl)	L	33-7

**1962 (2-6-2, 2-4-1 SWC) - 6<sup>TH</sup>**

S29	at LSU	T	6-6
O6	Penn State	L	18-7
O13	Oregon	L	31-12
O20	at SMU (SWC)	L	15-7
O27	Texas (SWC)	T	14-14
N3	Texas Tech (SWC)	W	14-0
N10	at Arkansas (SWC)	L	28-14
N17	Texas A&M (SWC)	W	23-3
N24	TCU (SWC)	L	30-7
D1	at Baylor (SWC)	L	28-15

**1963 (6-4, 4-3 SWC) - 3<sup>RD</sup>**

S28	LSU	W	21-12
O5	at Penn State	L	28-7
O12	Stanford	W	23-13
O19	SMU (SWC)	W	13-7
O26	at Texas (SWC)	L	10-6
N2	at Texas Tech (SWC)	W	17-3
N9	Arkansas (SWC)	W	7-0
N16	Texas A&M (SWC)	L	13-6
N30	Baylor (SWC)	L	21-12
D7	at TCU (SWC)	W	33-7

**1964 (4-5-1, 3-3-1 SWC) - T 4<sup>TH</sup>**

S26	LSU	W	3-0
O3	West Virginia	W	24-0
O10	at Stanford	L	34-7
O17	at SMU (SWC)	W	7-6
O24	Texas (SWC)	L	6-3
O31	Texas Tech (SWC)	T	6-6
N7	at Arkansas (SWC)	L	21-0
N14	Texas A&M (SWC)	W	19-8
N21	TCU (SWC)	W	31-0
N28	at Baylor (SWC)	L	27-20

**1965 (2-8, 1-6 SWC) - T 7<sup>TH</sup>**

S18	Louisiana Tech	W	14-0
S25	at LSU	L	42-14
O2	Duke	L	41-21
O16	SMU (SWC)	L	17-14
O23	at Texas (SWC)	W	20-17
O30	at Texas Tech (SWC)	L	27-0
N6	Arkansas (SWC)	L	31-0
N13	Texas A&M (SWC)	L	14-13
N20	at TCU (SWC)	L	42-14
N27	Baylor (SWC)	L	17-14

**1966 (2-8, 1-6 SWC) - 8<sup>TH</sup>**

S24	LSU	W	17-15
O1	at Tennessee	L	23-3
O8	UCLA	L	27-24
O15	at SMU (SWC)	L	28-24
O22	Texas (SWC)	L	14-6
O29	Texas Tech (SWC)	L	35-19
N5	at Arkansas (SWC-LR)	L	31-20
N12	Texas A&M (SWC)	L	7-6
N19	TCU (SWC)	W	21-10
N26	at Baylor (SWC)	L	21-14

**Bo Hagan****(1967-70)**

Hagan spent 11 seasons as Rice University's backfield coach before succeeding Jess Neely as head coach and athletic director in 1967. His 1970 team won its final three seasons to finish at 5-5 for the year. Hagan's four-year record was 12-27-1 (7-21 SWC).

**1967 (4-6, 2-5 SWC) - 7<sup>TH</sup>**

S23	at LSU	L	20-14
S30	Navy	W	21-7
O14	Northwestern	W	50-6
O21	SMU (SWC)	W	14-10
O28	at Texas (SWC)	L	28-6
N4	at Texas Tech (SWC)	L	24-10
N11	Arkansas (SWC)	L	23-9
N18	Texas A&M (SWC)	L	18-3
N25	at TCU (SWC)	L	14-10
D2	Baylor (SWC)	W	27-25

1968 (0-9-1, 0-7 SWC) - 8<sup>TH</sup>

S21	at Washington	T	35-35
S28	LSU	L	21-7
O5	Tennessee	L	52-0
O19	at SMU (SWC)	L	32-24
O26	Texas (SWC)	L	38-14
N2	Texas Tech (SWC)	L	38-15
N9	at Arkansas (SWC)	L	46-21
N16	at Texas A&M (SWC)	L	24-14
N23	TCU (SWC)	L	24-14
N30	at Baylor (SWC)	L	16-7

1969 (3-7, 2-5 SWC) - T 6<sup>TH</sup>

S20	Virginia Military	W	55-0
S27	LSU	L	42-0
O4	at California	L	31-12
O18	SMU (SWC)	L	34-14
O25	at Texas (SWC)	L	31-0
N1	at Texas Tech (SWC)	L	24-14
N8	Arkansas (SWC)	L	30-8
N15	Texas A&M (SWC)	W	7-6
N22	at TCU (SWC)	L	21-17
N29	Baylor (SWC)	W	34-6

1970 (5-5, 3-4 SWC) - T 4<sup>TH</sup>

S19	Virginia Military	W	42-0
S26	at LSU	L	24-0
O3	California	W	28-0
O17	at SMU (SWC)	L	10-0
O24	Texas (SWC)	L	45-21
O31	Texas Tech (SWC)	L	3-0
N7	at Arkansas (SWC)	L	38-14
N14	at Texas A&M (SWC)	W	18-17
N21	TCU (SWC)	W	17-15
N28	at Baylor (SWC)	W	28-23

Bill Peterson  
(1971)

“The Coach of Coaches” spent just one year at Rice following a successful tenure at Florida State. After the 1971 season, Peterson was named head coach of the NFL’s Houston Oilers. His coaching tree consists of legends Bobby Bowden, Joe Gibbs, Bill Parcells and Don James.

1971 (3-7-1, 2-4-1 SWC) - 6<sup>TH</sup>

S11	Houston	L	23-21
S18	Southern California	L	24-0
S25	Tulane	W	14-0
O2	at LSU	L	38-3

O16	SMU (SWC)	L	16-10
O23	at Texas (SWC)	L	39-10
O30	at Texas Tech (SWC)	W	9-7
N6	Arkansas (SWC)	T	24-24
N13	Texas A&M (SWC)	L	18-13
N20	at TCU (SWC)	L	20-19
N27	Baylor (SWC)	W	23-0

Al Conover  
(1972-75)

One of Rice’s most colorful coaches, Conover led the Owls to a 4-3 SWC mark in 1973, a conference record that was unequaled until 1994. His 1972 team finished 5-5-1, including the Owls’ first win over Houston. His four-year record was 14-28-1 (10-18 SWC).

1972 (5-5-1, 3-4 SWC) - T 4<sup>TH</sup>

S9	Houston	W	14-13
S23	Clemson	W	29-10
S30	at Georgia Tech	T	36-36
O7	LSU	L	12-6
O21	at SMU (SWC)	L	29-14
O28	Texas (SWC)	L	45-9
N4	Texas Tech (SWC)	L	10-6
N11	at Arkansas (SWC-LR)	W	23-20
N18	at Texas A&M (SWC)	W	20-14

N25	TCU (SWC)	W	25-21
D2	at Baylor (SWC)	L	28-14

1973 (5-6, 4-3 SWC) - 3<sup>RD</sup>

S15	at Houston	L	24-6
S22	Montana	W	21-10
S29	at LSU	L	24-9
O13	Notre Dame	L	28-0
O20	SMU (SWC)	L	27-16
O27	at Texas (SWC)	L	55-13
N3	at Texas Tech (SWC)	L	19-6
N10	Arkansas (SWC)	W	17-7
N17	Texas A&M (SWC)	W	24-20
N24	at TCU (SWC)	W	14-9
D1	Baylor (SWC)	W	27-0

1974 (2-8-1, 2-5 SWC) - 5<sup>TH</sup>

S14	Houston	L	21-0
S21	Cincinnati	L	28-21
S28	LSU	T	10-10
O12	at Notre Dame	L	10-3
O19	at SMU (SWC)	L	19-14
O26	Texas (SWC)	L	27-6
N2	Texas Tech (SWC)	W	21-7
N9	at Arkansas (SWC)	L	25-6
N16	at Texas A&M (SWC)	L	37-7

N23	TCU (SWC)	W	26-14
N30	at Baylor (SWC)	L	24-3

1975 (2-9, 1-6 SWC) - 7<sup>TH</sup>

S13	at Houston	W	24-7
S20	Vanderbilt	L	9-6
S27	at LSU (Shreveport)	L	16-13
O11	Mississippi State	L	28-14
O18	SMU (SWC)	W	28-17
O25	at Texas (SWC)	L	41-9
N1	at Texas Tech (SWC)	L	28-24
N8	Arkansas (SWC)	L	20-16
N15	Texas A&M (SWC)	L	33-14
N22	at TCU (SWC)	L	28-21
N29	Baylor (SWC)	L	25-7

Homer Rice  
(1976-77)

Homer Rice and Tommy Kramer combined for the school’s most explosive offense in 1976, finishing among the nation’s leaders in passing. Rice’s two-year record was 4-18-0 (2-14 SWC). He retired as the athletic director at Georgia Tech in 1997.

**1976 (3-8, 2-6 SWC) - T 7<sup>TH</sup>**

S18	Utah	W	43-22
S25	at LSU	L	31-0
O2	Texas (SWC)	L	42-15
O9	at TCU (SWC)	W	26-23
O16	Texas Tech (SWC)	L	37-13
O23	at Texas A&M (SWC)	L	57-34
O30	at Arkansas (SWC)	L	41-16
N6	SMU (SWC)	W	41-34
N13	Baylor (SWC)	L	38-6
N20	at Florida	L	50-22
N27	Houston (SWC)	L	42-20

**1977 (1-10, 0-8 SWC) - 9<sup>TH</sup>**

S10	Idaho	W	31-10
S17	Florida	L	48-3
S24	at LSU	L	77-0
O1	at Texas (SWC)	L	72-15
O8	TCU (SWC)	L	35-15
O15	at Texas Tech (SWC)	L	42-7
O22	Texas A&M (SWC)	L	28-14
O29	Arkansas (SWC)	L	30-7
N5	at SMU (SWC)	L	41-24
N12	at Baylor (SWC)	L	24-14
N26	Houston (SWC)	L	51-21

**RAY ALBORN****(1978-83)**

Alborn was the first Rice graduate to become head coach at his alma mater. The highlight of his six-year tenure was a 5-6 season in 1980 during which the Owls won at TCU, Texas A&M, Arkansas and Houston. Alborn's overall record was 13-53 (9-39 SWC). He retired from coaching in 2002 as head coach at Lamar Consolidated High School in Rosenberg.

**1978 (2-9, 2-6 SWC) - 8<sup>TH</sup>**

S9	Iowa State	L	23-19
S16	Texas (SWC)	L	34-0
S23	at Oklahoma	L	66-7
S30	LSU	L	37-7
O14	at TCU (SWC)	W	21-14
O21	Texas Tech (SWC)	L	42-28
O28	at Texas A&M (SWC)	L	38-21
N4	at Arkansas (SWC)	L	37-7
N11	SMU (SWC)	L	58-0
N18	Baylor (SWC)	W	24-10
D2	at Houston (SWC)	L	49-25

**1979 (1-10, 0-8 SWC) - 9<sup>TH</sup>**

S8	at SMU (SWC)	L	35-17
S15	Tulane	W	21-17
S22	at LSU	L	45-3
S29	Oklahoma	L	63-21
O6	at Texas (SWC)	L	26-9
O13	TCU (SWC)	L	17-7
O20	at Texas Tech (SWC)	L	30-7
O27	Texas A&M (SWC)	L	41-15
N3	Arkansas (SWC)	L	34-7
N17	at Baylor (SWC)	L	45-14
D1	Houston (SWC)	L	63-0

**1980 (5-6, 4-4 SWC) - T 4<sup>TH</sup>**

S13	at Clemson	L	19-3
S20	at Tulane	L	35-20
S27	LSU	W	17-7
O4	Texas (SWC)	L	41-28
O11	at TCU (SWC)	W	28-24
O18	Texas Tech (SWC)	L	10-3
O25	at Texas A&M (SWC)	W	10-6
N1	at Arkansas (SWC-LR)	W	17-16
N8	SMU (SWC)	L	34-14
N15	Baylor (SWC)	L	16-6
N29	at Houston (SWC)	W	35-7

**1981 (4-7, 3-5 SWC) - T 6<sup>TH</sup>**

S12	at Texas (SWC)	L	31-3
S19	at Missouri	L	42-10
S26	at LSU	L	24-14
O3	Tulane	W	20-16
O10	TCU (SWC)	W	41-28
O17	at Texas Tech (SWC)	W	30-23
O24	Texas A&M (SWC)	L	51-26
O31	Arkansas (SWC)	L	41-7
N7	at SMU (SWC)	L	33-12
N14	at Baylor (SWC)	W	17-14
N28	Houston (SWC)	L	40-3

**1982 (0-11, 0-8 SWC) - 9<sup>TH</sup>**

S11	Louisiana-Lafayette	L	21-14
S18	at Tulane	L	30-6
S25	at LSU	L	56-13
O2	Texas (SWC)	L	34-7
O9	at TCU (SWC)	L	24-16
O16	Texas Tech (SWC)	L	23-21
O23	at Texas A&M (SWC)	L	49-7
O30	at Arkansas (SWC)	L	24-6
N6	SMU (SWC)	L	41-14
N13	Baylor (SWC)	L	35-13
N27	at Houston (SWC)	L	28-21

**1983 (1-10, 0-8 SWC) - 9<sup>TH</sup>**

S1	Houston (SWC)	L	45-14
S10	Minnesota	L	21-17
S17	LSU	L	24-10
S24	Louisiana-Lafayette	W	22-21
O1	at Texas (SWC)	L	42-6
O8	TCU (SWC)	L	34-3
O15	at Texas Tech (SWC)	L	14-3
O22	Texas A&M (SWC)	L	29-10
O29	at Arkansas (SWC-LR)	L	35-0
N5	at SMU (SWC)	L	20-6
N12	at Baylor (SWC)	L	48-14

**WATSON BROWN****(1984-85)**

The older brother of current Texas coach Mack Brown, Watson brought more offensive fireworks during his two-year tenure at Rice. The highlights of his reign included SWC wins over TCU and Texas Tech. Brown's two-year record was 4-18 (2-14 SWC). Brown is currently the head coach at Tennessee Tech.

**1984 (1-10, 0-8 SWC) - 9<sup>TH</sup>**

S8	at Minnesota	L	31-24
S22	Lamar	W	36-19
S29	at Miami (Fla.)	L	38-3
O6	Texas (SWC)	L	38-13
O13	at TCU (SWC)	L	45-24
O20	Texas Tech (SWC)	L	30-10
O27	at Texas A&M (SWC)	L	38-14
N3	at Arkansas (SWC-Little Rock)	L	28-6
N10	SMU (SWC)	L	31-17
N17	Baylor (SWC)	L	46-40
D1	at Houston (SWC)	L	38-26

**1985 (3-8, 2-6 SWC) - 6<sup>TH</sup>**

S14	Miami (Fla.)	L	48-20
S21	at Air Force	L	59-17
S28	Lamar	W	29-28
O5	at Texas (SWC)	L	44-16
O12	TCU (SWC)	W	34-27
O19	at Texas Tech (SWC)	W	29-27
O26	Texas A&M (SWC)	L	43-28
N2	Arkansas (SWC)	L	30-15
N9	at SMU (SWC)	L	40-15
N16	at Baylor (SWC)	L	34-10
N30	Houston (SWC)	L	24-20

**JERRY BERNDT****(1986-88)**

Berndt's 1987 squad produced one of the best offensive totals at the time in Rice history. Berndt notched a 6-27 record in his three years at Rice (2-20 SWC). After Rice, he was an assistant coach at Missouri until retiring in 1999.

**1986 (4-7, 2-6 SWC) - 6<sup>TH</sup>**

S6	Lamar	W	28-14
S13	SMU (SWC)	L	45-3
S20	Texas State	L	31-6
O4	Texas (SWC)	L	17-14
O11	at TCU (SWC)	W	37-31
O18	Texas Tech (SWC)	L	49-21
O25	at Texas A&M (SWC)	L	45-10
N1	at Arkansas (SWC)	L	45-14
N15	Baylor (SWC)	L	23-17
N22	Air Force	W	21-17
N29	at Houston (SWC)	W	14-13

**1987 (2-9, 0-7 SWC) - 7<sup>TH</sup>**

S5	Lamar	W	34-30
S12	at Indiana	L	35-13
S19	at LSU	L	49-16
S26	Texas State	W	38-28
O3	at Texas (SWC)	L	45-26
O10	TCU (SWC)	L	30-16
O17	at Texas Tech (SWC)	L	59-7
O24	Texas A&M (SWC)	L	34-21
O31	Arkansas (SWC)	L	38-14
N14	at Baylor (SWC)	L	34-31
N28	Houston (SWC)	L	45-21

**1988 (0-11, 0-7 SWC) - 7<sup>TH</sup>**

S10	Indiana	L	41-14
S24	at Louisiana-Lafayette	L	41-16
O1	Texas (SWC)	L	20-13
O8	at TCU (SWC)	L	21-10
O15	Texas Tech (SWC)	L	38-36
O22	at Texas A&M (SWC)	L	24-10
O29	at Arkansas (SWC-Little Rock)	L	21-14
N5	at Notre Dame	L	54-11
N12	Baylor (SWC)	L	20-10
N19	North Texas	L	33-17
N26	at Houston (SWC)	L	45-14

**FRED GOLDSMITH****(1989-93)**

Goldsmith began the current resurgence in Rice Football. His first game, a 35-6 win over SMU in 1989, broke an 18-game losing streak. His 1992 and 1993 teams went 6-5, Rice's first winning seasons since 1963. Goldsmith's four-year record was 23-31-1 (14-24 SWC). He now coaches at Division II Lenoir Rhyne College.

**1989 (2-8-1, 2-6 SWC) - T 6<sup>TH</sup>**

S2	at SMU (SWC)	W	35-6
S9	at Tulane	L	20-19
S23	Louisiana-Lafayette	L	18-3
S30	at Wake Forest	T	17-17
O7	at Texas (SWC)	L	31-30
O14	TCU (SWC)	L	30-16
O21	at Texas Tech	L	43-25
O28	Texas A&M (SWC)	L	45-7
N4	Arkansas (SWC)	L	38-17
N18	at Baylor (SWC)	W	6-3
D2	Houston (SWC)	L	64-0

**1990 (5-6, 3-5 SWC) - T 4<sup>TH</sup>**

S1	Wake Forest	W	33-17
S8	Tulane	L	21-10
S22	Northwestern	W	31-14
S29	at Houston (SWC)	L	24-22
O6	Texas (SWC)	L	26-10
O13	at TCU (SWC)	L	38-28
O20	Texas Tech (SWC)	W	42-21
O27	at Texas A&M (SWC)	L	41-15
N3	at Arkansas (SWC-LR)	W	19-11
N10	SMU (SWC)	W	30-28
N17	Baylor (SWC)	L	17-16

**1991 (4-7, 2-6 SWC) - 8<sup>TH</sup>**

S14	at Northwestern	W	36-7
S21	at Tulane	W	28-19
S28	Iowa State	L	28-27
O5	at Texas (SWC)	L	28-7
O12	at Baylor (SWC)	W	20-17
O19	TCU (SWC)	L	39-28
O26	at Texas Tech (SWC)	L	40-20
N2	Texas A&M (SWC)	L	38-21
N9	at SMU (SWC)	W	31-10
N16	Houston (SWC)	L	41-21
N23	at Arkansas (SWC-Little Rock)	L	20-0



**1992 (6-5, 4-3 SWC) - T 2<sup>ND</sup>**

S5	at Air Force	L	30-21
S19	at Duke	L	17-12
S26	Sam Houston State	W	45-14
O3	Texas (SWC)	L	23-21
O10	SMU (SWC)	W	28-13
O17	at Texas A&M (SWC)	L	35-9
O24	at TCU (SWC)	W	29-12
N7	Texas Tech (SWC)	W	34-3
N14	Baylor (SWC)	W	34-31
N21	Navy	W	27-22
N28	at Houston (SWC)	L	61-34

**1993 (6-5, 3-4 SWC) - T 4<sup>TH</sup>**

S4	at Ohio State	L	34-7
S11	Tulane	W	34-0
S18	Sam Houston State	W	14-13
S25	Iowa State	W	49-21
O2	at Texas (SWC)	L	55-38
O9	TCU (SWC)	W	34-19
O16	at Texas Tech (SWC)	L	45-16
O23	Texas A&M (SWC)	L	38-10
N6	at SMU (SWC)	W	31-24
N13	at Baylor (SWC)	L	38-14
N26	Houston (SWC)	W	37-7

**KEN HATFIELD****(1994-2005)**

Hatfield followed his former aid, Fred Goldsmith, as the Owls' head coach. Like Jimmy Kitts some 60 years before him, Hatfield won an SWC Championship in his first season. It was Rice's first conference title since 1957 and was highlighted by a 19-17 victory over Texas. The Owls' previous win over Texas came in 1965. Hatfield ushered the Owls into the WAC and his 1996 and 1997 teams both went 7-4. It was the Owls' first consecutive seven-win season since 1960-61. In 2001, the Owls' 6-1 start was their best since 1949. The Owls were 55-78-1 under Hatfield.

**1994 (5-6, 4-3 SWC) - T 1<sup>ST</sup>**

S10	Tulane	L	15-13
S17	at Kansas State	L	27-18
S24	at Iowa State	W	28-18
O8	Texas Tech (SWC)	W	24-21
O16	Texas (SWC)	W	19-17
O22	at Texas A&M (SWC)	L	7-0
O29	at TCU (SWC)	L	27-25
N5	SMU (SWC)	W	17-10
N12	Baylor (SWC)	L	19-14
N19	at Navy	L	29-17
N26	at Houston (SWC)	W	31-13

**1995 (2-8-1, 1-6 SWC) - T 7<sup>TH</sup>**

S2	UNLV	W	38-0
S16	Tulane	L	17-15
S23	at LSU	L	52-7
S30	at Army	T	21-21
O7	at Texas (SWC)	L	37-13
O14	TCU (SWC)	L	33-28
O21	at Texas Tech (SWC)	L	31-26
O28	at SMU (SWC)	W	34-24
N9	Texas A&M (SWC)	L	17-10
N18	at Baylor (SWC)	L	34-6
D2	Houston (SWC)	L	18-17

**1996 (7-4, 6-2 WAC) - T 2<sup>ND</sup> MOUNTAIN DIVISION**

S7	at Ohio State	L	70-7
S14	at Tulane	W	21-14
S21	Kansas State	L	34-7
S28	at Air Force (WAC)	L	45-17
O5	at New Mexico (WAC)	W	38-21
O19	SMU (WAC)	W	35-17
O26	at UTEP (WAC)	W	48-21
N2	Utah (WAC)	W	51-10
N9	at BYU (WAC)	L	49-0
N16	at TCU (WAC)	W	30-17
N23	Tulsa (WAC)	W	42-14

**1997 (7-4, 5-3 WAC) - T 2<sup>ND</sup> MOUNTAIN DIVISION**

S6	Air Force (WAC)	L	41-12
S13	at Tulane	W	30-24
S20	at Northwestern	W	40-34
S27	Texas	L	38-31
O4	at Tulsa (WAC)	W	42-24
O11	BYU (WAC)	W	27-14
O18	at New Mexico (WAC)	W	35-23
N1	at SMU (WAC)	L	24-6
N8	TCU (WAC)	W	38-19
N15	at Utah (WAC)	L	31-14
N22	UTEP (WAC)	W	31-13

**1998 (5-6, 5-3 WAC) - T 3<sup>RD</sup> MOUNTAIN DIVISION**

S5	SMU (WAC)	(OT)W	23-17
S12	at Purdue	L	21-19
S19	Northwestern	L	23-14
S26	at Texas	L	59-21
O10	at San Jose State (WAC)	L	20-17
O17	Tulsa (WAC)	W	14-10
O24	at Wyoming (WAC)	L	34-24
O31	Colorado State (WAC)	W	35-23
N7	at TCU (WAC)	W	14-12
N14	UNLV (WAC)	W	38-16
N21	at Air Force (WAC)	L	22-16

**1999 (5-6, 4-3 WAC) - 4<sup>TH</sup>**

S4	at Houston	L	28-3
S11	at Michigan	L	37-3
S18	at Texas	L	18-13
S25	Navy	W	20-17
O2	at Tulsa (WAC)	W	20-10
O9	at Hawai'i (WAC)	W	38-19
O16	San Jose State (WAC)	W	49-7
O23	TCU (WAC)	W	42-21
O30	at SMU (WAC)	L	27-2
N6	at Fresno State (WAC)	L	47-18
N13	UTEP (WAC)	L	30-29

**2000 (3-8, 2-6) - T 6<sup>TH</sup>**

S2	Houston	(OT) W	30-27
S9	at Michigan	L	38-7
S16	Tulsa (WAC)	L	23-16
S23	at Oklahoma	L	42-14
S30	at San Jose State (WAC)	L	29-16
O5	Fresno State (WAC)	L	27-24
O21	Hawai'i (WAC)	W	38-13
O28	at TCU (WAC)	L	37-0
N4	SMU (WAC)	W	43-14
N11	at UTEP (WAC)	L	38-21
N18	at Nevada (WAC)	L	34-28

**2001 (8-4, 5-3 WAC) - T 4<sup>TH</sup>**

S1	at Houston	W	21-14
S8	Duke	W	15-13
S20	at Nebraska	L	48-3
S29	at Hawai'i (WAC)	W	27-24
O6	Boise State (WAC)	W	45-14
O13	at Navy	W	21-13
O20	Nevada (WAC) (OT)	W	33-30
O27	at Louisiana Tech (WAC) (OT)	L	41-38
N3	at Fresno State (WAC)	L	52-24
N10	Tulsa (WAC)	W	59-32
N17	UTEP (WAC)	W	27-17
N24	at SMU (WAC)	L	37-20

**2002 (4-7, 3-5 WAC) - T 6<sup>TH</sup>**

A31	Houston	L	24-10
S7	at Michigan State	L	27-10
S21	at Nevada (WAC)	L	31-21
S28	Fresno State (WAC)	L	31-28
O5	Louisiana Tech (WAC-Reliant)	W	37-20
O12	at Navy	W	17-10
O19	at UTEP (WAC)	L	38-35
O26	SMU (WAC)	W	27-15
N2	at Tulsa (WAC)	W	33-18
N9	at Boise State (WAC)	L	49-7
N16	Hawai'i (WAC)	L	33-28

**2003 (5-7, 3-5) - T 4<sup>TH</sup>**

A30	at Houston	L	48-14
S13	at Duke (OT)	L	27-24
S20	Texas (Reliant)	L	48-7
S27	at Hawai'i (WAC)	L	41-21
O4	San Jose State (WAC)	W	28-24
O18	Navy	L	38-6
O25	at Fresno State (WAC)	L	31-28
N1	Nevada (WAC)	W	52-42
N8	Tulsa (WAC)	L	31-28
N15	at SMU (WAC)	W	41-20
N22	UTEP (WAC)	W	45-14
N27	at Louisiana Tech (WAC)	W	49-14

**2004 (3-8, 2-6 WAC) - 9<sup>TH</sup>**

S5	Houston (Reliant)	W	10-7
S18	Hawai'i (WAC)	W	41-29
S25	at Texas	L	35-13
O2	at San Jose State (WAC)	L	70-63
O9	SMU (WAC)	W	44-10
O16	at Nevada (WAC)	L	35-10
O23	at Navy	L	14-13
O30	at Tulsa (WAC)	L	39-22
N6	Fresno State (WAC)	L	52-21
N13	at UTEP (WAC) (2 OT)	L	35-28
N29	Louisiana Tech (WAC-Reliant)	L	51-14

**2005 (1-10, 1-7 C-USA) - T 5<sup>TH</sup> WEST DIVISION**

S10	at UCLA	L	63-21
S17	at Texas	L	51-10
O1	at UAB (C-USA)	L	45-26
O8	at East Carolina (C-USA)	L	41-28
O15	Tulsa (C-USA)	L	41-21
O22	Navy	L	41-9
O29	UTEP (C-USA)	L	38-31
N5	at SMU (C-USA)	L	27-7
N12	Tulane (C-USA)	W	42-34
N19	UCF (C-USA)	L	31-28
N26	at Houston (C-USA)	L	35-18

**Todd Graham****(2006)**

Graham's one season at Rice proved to be a season to remember. The Owls survived a 1-5 start to win six straight games to earn their first bowl bid since 1961.

**2006 (7-6, 6-2 C-USA) - T 2<sup>ND</sup>**

S2	Houston (C-USA)	L	31-30
S9	at UCLA	L	26-16
S16	Texas (Reliant)	L	52-7
S23	at Florida State	L	55-7
S30	at Army	W	48-14
O7	at Tulane (C-USA)	L	38-24
O14	UAB (C-USA)	W	34-33
O21	at UCF (C-USA)	W	40-29
N4	at UTEP (C-USA)	W	37-31
N11	at Tulsa (C-USA) (2 OT)	W	41-38
N18	East Carolina (C-USA)	W	18-17
N25	SMU (C-USA)	W	31-27
D23	vs. Troy (New Orleans Bowl)	L	41-17

**David Bailiff****(2007-Present)**

Bailiff enters his seventh season at Rice. In 2008, the Owls posted their first 10-win season since 1949. Bailiff's four-year record stands at 30-44 (23-29 C-USA).

**2007 (3-9, 3-5 C-USA) - T 3<sup>RD</sup> WEST DIVISION**

S1	Nicholls State	L	16-14
S8	at Baylor	L	42-17
S15	Texas Tech	L	59-24
S22	at Texas	L	58-14
O3	at Southern Miss (C-USA)	W	31-29
O13	at Houston (C-USA)	L	56-48
O20	Memphis (C-USA)	L	38-35
O27	at Marshall (C-USA)	L	34-21
N3	UTEP (C-USA)	W	56-48
N10	at SMU (C-USA)	W	43-42
N17	Tulane (C-USA)	L	45-31
N24	Tulsa (C-USA)	L	48-43

**2008 (10-3, 7-1 C-USA) - T 1<sup>ST</sup> WEST DIVISION**

A29	SMU (C-USA)	W 56-27
S6	at Memphis (C-USA)	W 42-35
S13	at Vanderbilt	L 38-21
S20	at Texas	L 52-20
S27	North Texas	W 77-20
O4	at Tulsa (C-USA)	L 63-28
O18	Southern Miss (C-USA)	W 45-40
O25	at Tulane (C-USA)	W 42-17
N1	at UTEP (C-USA)	W 49-44
N8	Army	W 38-31
N22	Marshall (C-USA)	W 35-10
N29	Houston (C-USA)	W 56-42
D30	vs. Western Michigan (Texas Bowl)	W 38-21

**2009 (2-10, 2-6 C-USA) - 5<sup>TH</sup> WEST DIVISION**

S5	at UAB (C-USA)	L 44-24
S12	at Texas Tech	L 55-10
S19	at Oklahoma State	L 41-24
S26	Vanderbilt	L 36-17
O3	Tulsa (C-USA)	L 27-10
O8	Navy	L 63-14
O17	at East Carolina (C-USA)	L 49-13
O24	UCF (C-USA)	L 49-7
N7	at SMU (C-USA)	L 31-28
N14	Tulane (C-USA)	W 28-20
N21	UTEP (C-USA)	W 30-29
N28	at Houston (C-USA)	L 73-14

**2010 (4-8, 3-5 C-USA) - T 4<sup>TH</sup> WEST DIVISION**

S4	Texas (Reliant Stad.)	L 34-17
S11	at North Texas	W 33-32
S18	Northwestern	L 30-13
S25	Baylor	L 30-13
O2	SMU(C-USA)	L 42-31
O9	at UTEP (C-USA)	L 44-24
O16	Houston (C-USA)	W 34-31
O23	at UCF (C-USA)	L 41-14
N 6	at Tulsa (C-USA)	L 64-27
N13	at Tulane (C-USA)	L 54-49
N21	ECU (C-USA)	W 62-38
N28	UAB (C-USA)	W 28-23

**2011 (4-8, 3-5 C-USA) - T 4<sup>TH</sup> WEST DIVISION**

S3	at Texas	L 34-9
S10	Purdue	W 24-22
S24	at Baylor	L 56-31
O1	at Southern Miss (C-USA)	L 48-24
O8	Memphis (C-USA)	W 28-6
O15	at Marshall(C-USA)	L 24-20
O22	Tulsa (C-USA)	L 38-20
O27	at Houston (C-USA)	L 73-34
N5	UTEP (C-USA)	W 41-37
N12	at Northwestern	L 28-6
N19	Tulane (C-USA)	W 19-7
N26	at SMU (C-USA)	L 27-24

**2012 (7-6, 4-4 C-USA) - T 3<sup>RD</sup> WEST DIVISION**

A30	UCLA	L 49-24
S 8	at Kansas	W 25-24
S15	at Louisiana Tech	L 56-37
S22	Marshall*	Lot 54-51
S29	Houston*	L 35-14
O6	at Memphis*	L 14-10
O13	UTSA	W 34-14
O20	at Tulsa*	L 28-24
O27	Southern Miss*	W 44-17
N 3	at Tulane*	W 49-47
N17	SMU*	W 33-24
N24	at UTEP*	W 33-24
D 29	vs. Air Force (Armed Forces Bowl)	W 33-14

# ALL-TIME SERIES RECORDS

Opponent	W-L-T	First Game	Last Game	Opponent	W-L-T	First Game	Last Game	Opponent	W-L-T	First Game	Last Game	Opponent	W-L-T	First Game	Last Game	Opponent	W-L-T	First Game	Last Game
Alabama	3-0-0	1953	1956	East Carolina	2-2-0	2005	2010	Louisiana-Lafayette	2-3-0	1921	1989	<b>North Texas</b>	<b>21-1-0</b>	<b>1988</b>	<b>2010</b>	Stephen F. Austin	1-1-0	1925	1926
Air Force	2-5-0	1985	2012	Florida	4-3-1	1953	1977	Louisiana State	14-36-5	1915	1995	Northwestern	4-3-0	1967	2011	Tennessee	1-2-0	1946	1969
Arizona	4-0-0	1916	1931	<b>Florida Atlantic</b>	<b>0-0-0</b>	<b>2013</b>		<b>Louisiana Tech</b>	<b>3-3-0</b>	<b>1965</b>	<b>2012</b>	Notre Dame	0-4-0	1915	1988	Texas	21-71-1	1914	2011
Arkansas	29-35-3	1919	1991	Florida State	0-1-0	2006	-	Loyola-New Orleans	3-2-0	1927	1934	Ohio State	0-2-0	1993	1996	<b>Texas A&amp;M</b>	<b>27-50-3</b>	<b>1914</b>	<b>1995</b>
Army	2-1-1	1958	2008	Fordham	0-1-0	1939	-	Marshall	1-3-0	2007	2012	Oklahoma	0-7-0	1921	2000	Texas A&M-Kingsville	6-0-0	1931	1940
Auburn	2-0-0	1937	1938	Fresno State	0-6-0	1999	2004	Memphis	2-2-0	2007	2012	Oklahoma State	0-3-1	1914	2009	TCU	35-41-3	1914	2000
Austin College	3-2-1	1912	1924	George Washington	2-0-0	1935	1936	Miami (Florida)	0-2-0	1984	1985	Oregon	0-1-0	1962	-	Texas State	2-2-0	1920	1987
Baylor	30-47-2	1914	2011	Georgia	1-0-0	1936	-	Michigan	0-2-0	1999	2000	Penn State	0-2-0	1962	1963	Texas Tech	20-27-1	1942	2009
Boise State	1-1-0	2001	2002	Georgia Tech	0-2-1	1960	1972	Michigan State	0-1-0	2002	-	Pittsburgh	2-0-0	1950	1951	Trinity (Texas)	5-1-1	1913	1927
BYU	1-1-0	1996	1997	Hardin-Simmons	1-0-0	1953	-	Minnesota	0-2-0	1983	1984	Purdue	2-2-0	1934	2011	Troy	0-1-0	2006	2006
California	1-1-0	1969	1970	Haskell Institute	1-0-0	1917	-	Mississippi	0-1-0	1960	-	St. Edward's (Texas)	2-2-1	1926	1930	<b>Tulane</b>	<b>19-15-1</b>	<b>1916</b>	<b>2012</b>
Centenary	3-1-0	1927	1941	Hawai'i	4-2-0	1999	2004	Mississippi State	0-1-0	1975	-	St. Mary's (Texas)	1-0-0	1935	-	<b>Tulsa</b>	<b>7-10-1</b>	<b>1937</b>	<b>2012</b>
Cincinnati	0-1-0	1974	-	<b>Houston</b>	<b>11-28-0</b>	<b>1971</b>	<b>2012</b>	Missouri	0-1-0	1981	-	Sam Houston State	16-1-0	1912	1993	<b>UAB</b>	<b>2-2-0</b>	<b>2005</b>	<b>2010</b>
Clemson	3-4-0	1949	1980	Howard Payne	1-0-0	1919	-	Montana	1-0-0	1973	-	San Jose State	2-3-0	1998	2004	UCF	1-3-0	2005	2010
Colorado	1-0-0	1937	-	Idaho	1-0-0	1977	-	Navy	6-6-0	1951	2009	Santa Clara	1-1-0	1933	1950	UCLA	0-4-0	1952	2012
Colorado State	1-0-0	1998	-	Indiana	0-2-0	1987	1988	Nebraska	0-1-0	2001	-	Univ. of the South	2-0-0	1919	1930	UNLV	2-0-0	1995	1998
Cornell	2-0-0	1953	1954	Iowa State	3-2-0	1930	1994	New Mexico	3-0-0	1949	1997	Southern Cal	0-2-1	1947	1971	<b>UTEP</b>	<b>10-6-0</b>	<b>1996</b>	<b>2012</b>
Creighton	3-1-0	1932	1935	<b>Kansas</b>	<b>1-1-0</b>	<b>1961</b>	<b>2012</b>	<b>New Mexico St.</b>	<b>0-0-0</b>	<b>2013</b>		Southern Miss	3-1-0	2007	2012	<b>UTSA</b>	<b>1-0-0</b>	<b>2012</b>	<b>2012</b>
Daniel Baker	2-0-0	1914	1915	Kansas State	0-2-0	1994	1996	Nevada	2-3-0	2000	2004	SMU	41-48-1	1916	2012	Utah	3-1-0	1956	1997
Duke	1-5-0	1957	2003	Kentucky	0-2-0	1953	1955	Nicholls State	0-1-0	2007	-	Southwestern (Texas)	16-5-0	1912	1946	Vanderbilt	1-4-0	1939	2009
Duquesne	1-1-0	1935	1936	Lamar	4-0-0	1984	1987	North Carolina	1-0-0	1949	-	Stanford	3-1-0	1957	1964	Virginia Military	2-0-0	1939	1975

Opponent	W-L-T	First Game	Last Game
Washington	0-0-1	1968	-
Wake Forest	1-0-1	1989	1990
Western Michigan	1-0-0	2008	-
West Virginia	1-0-0	1964	-
Wisconsin	0-2-0	1952	1954
Wyoming	0-1-0	1998	-

Overall	W-L-T
College Opponents	431-548-31
Other Opponents	8-7-1
All Opponents	439-556-32

## GAME BY GAME SERIES

### Florida Atlantic (0-0)

### Houston (11-27)

S11, 1971	L	23-21	Rice Stadium
S9, 1972	W	14-13	Rice Stadium
S15, 1973	L	24-6	Astrodome
S14, 1974	L	21-0	Rice Stadium
S13, 1975	W	24-7	Astrodome
N27, 1976	L	42-20	Rice Stadium
N26, 1977	L	51-21	Rice Stadium
D2, 1978	L	49-25	Astrodome
D1, 1979	L	63-0	Rice Stadium
N29, 1980	W	35-7	Astrodome
N28, 1981	L	40-3	Rice Stadium
N27, 1982	L	28-21	Astrodome
S1, 1983	L	45-14	Rice Stadium
D1, 1984	L	38-26	Astrodome
N30, 1985	L	24-20	Rice Stadium
N29, 1986	W	14-13	Astrodome
N28, 1987	L	45-21	Rice Stadium
N26, 1988	L	45-14	Astrodome
D2, 1989	L	64-0	Rice Stadium
S29, 1990	L	24-22	Astrodome
N16, 1991	L	41-21	Rice Stadium
N28, 1992	L	61-34	Astrodome
N26, 1993	W	37-7	Rice Stadium

N26, 1994	W	31-13	Astrodome
D2, 1995	L	18-17	Rice Stadium
S4, 1999	L	28-3	Robertson Stadium
S2, 2000	W	30-27 <sup>ot</sup>	Rice Stadium
S1, 2001	W	21-14	Robertson Stadium
A31, 2002	L	24-10	Rice Stadium
A30, 2003	L	48-14	Robertson Stadium
S5, 2004	W	10-7	Reliant Stadium
N26, 2005	L	35-18	Robertson Stadium
S2, 2006	L	31-30	Rice Stadium
O13, 2007	L	56-48	Robertson Stadium
N29, 2008	W	56-42	Rice Stadium
N28, 2009	L	73-14	Robertson Stadium
O 16, 2010	W	34-31	Rice Stadium
O 27, 2011	L	73-34	Robertson Stadium
S 29, 2012	L	35-14	Reliant Stadium

### Kansas (1-1)

D16, 1961	L	33-7	Rice Stadium
<i>(Bluebonnet Bowl)</i>			
S 8, 2012	W	25-24	Lawrence

### Louisiana Tech (3-3)

S18, 1965	W	14-0	Rice Stadium
O27, 2001	L	41-38 <sup>ot</sup>	Ruston
O5, 2002	W	37-20	Rice Stadium
N27, 2003	W	49-14	Ruston
N29, 2004	L	51-14	Reliant Stadium
S 15, 2012	L	56-37	Ruston

### New Mexico State (0-0)

### North Texas (2-1)

N19, 1988	L	33-17	Houston
S27, 2008	W	77-20	Houston
S11, 2010	W	33-32	Denton

Texas A&M (27-50-3)				N14, 1942	T	0-0	Houston	N15, 1969	W	7-6	Houston	Tulane (19-15-1)				S13, 1997	W	30-24	New Orleans
N9, 1914	L	32-7	Houston	N13, 1943	L	20-0	Houston	N14, 1970	W	18-17	College Station	N11, 1916	W	23-13	Houston	N11, 2005	W	42-34	Houston
N8, 1915	W	7-0	Houston	N18, 1944	L	19-7	Houston	N13, 1971	L	18-13	Houston	N17, 1917	W	16-0	New Orleans	O7, 2006	L	38-24	New Orleans
N4, 1916	W	20-0	Houston	N17, 1945	W	6-0	Houston	N18, 1972	W	20-14	College Station	O16, 1920	T	0-0	New Orleans	N 17, 2007	L	45-31	Houston
N29, 1917	L	10-0	Houston	N16, 1946	W	27-10	College Station	N17, 1973	W	24-20	Houston	O15, 1921	L	7-6	Houston	O25, 2008	W	42-17	New Orleans
N15, 1920	L	7-0	College Station	N15, 1947	W	41-7	Houston	N16, 1974	L	37-7	College Station	O15, 1938	L	26-17	New Orleans	N14, 2009	W	28-20	Houston
N11, 1921	T	7-7	Houston	N13, 1948	W	28-6	College Station	N15, 1975	L	33-14	Houston	O19, 1940	L	15-6	New Orleans	N13, 2010	L	54-49	New Orleans
N18, 1922	L	24-0	College Station,	N12, 1949	W	13-0	Houston	O23, 1976	L	57-34	College Station	O11, 1941	W	10-9	Houston	N19, 2011	W	19-7	Houston
N17, 1923	W	7-6	Houston	N18, 1950	W	21-13	College Station	O22, 1977	L	28-14	Houston	O10, 1942	L	18-7	New Orleans	N 3, 2012	W	49-47	New Orleans
N15, 1924	L	13-6	College Station	N17, 1951	W	6-0	Houston	O28, 1978	L	38-21	College Station	O9, 1943	L	33-0	Houston				
N14, 1925	L	17-10	Houston	N15, 1952	W	15-6	College Station	O27, 1979	L	41-15	Houston	O14, 1944	L	21-0	New Orleans				
N12, 1926	L	20-0	College Station	N14, 1953	W	34-7	Houston	O25, 1980	W	10-6	College Station	O13, 1945	W	13-7	Houston				
N11, 1927	L	14-0	Houston	N13, 1954	W	29-19	College Station	O24, 1981	L	51-26	Houston	O12, 1946	W	25-6	New Orleans				
N16, 1928	L	19-0	College Station	N12, 1955	L	20-12	Houston	O23, 1982	L	49-7	College Station	O11, 1947	W	33-0	Houston				
N16, 1929	L	26-6	Houston	N17, 1956	L	21-7	College Station	O22, 1983	L	29-10	Houston	O1, 1960	W	10-7	Houston				
N15, 1930	W	7-0	College Station	N16, 1957	W	7-6	Houston	O27, 1984	L	38-14	College Station	S25, 1971	W	14-0	Houston				
N14, 1931	L	7-0	Houston	N15, 1958	L	28-21	Houston	O26, 1985	L	43-28	Houston	S15, 1979	W	21-17	Houston				
N11, 1932	L	14-7	College Station	N14, 1959	W	7-2	Houston	O25, 1986	L	45-10	College Station	S20, 1980	L	35-20	New Orleans				
N18, 1933	L	27-0	Houston	N12, 1960	W	21-14	Houston	O24, 1987	L	34-21	Houston	O3, 1981	W	20-16	Houston				
N17, 1934	W	25-6	College Station	N18, 1961	W	21-7	Houston	O22, 1988	L	24-10	College Station	S18, 1982	L	30-6	New Orleans				
N16, 1935	W	17-10	Houston	N17, 1962	W	23-3	Houston	O28, 1989	L	45-7	Houston	S9, 1989	L	20-19	New Orleans				
O10, 1936	L	3-0	Houston	N16, 1963	L	13-6	Houston	O27, 1990	L	41-15	College Station	S8, 1990	L	21-10	Houston				
N13, 1937	T	6-6	Houston	N14, 1964	W	19-8	Houston	N2, 1991	L	38-21	Houston	S21, 1991	W	28-19	New Orleans				
N12, 1938	L	27-0	College Station	N13, 1965	L	14-13	Houston	O17, 1992	L	35-9	College Station	S11, 1993	W	34-0	Houston				
N18, 1939	L	19-0	College Station	N12, 1966	L	7-6	Houston	O23, 1993	L	38-10	Houston	S10, 1994	L	15-13	Houston				
N16, 1940	L	25-0	College Station	N18, 1967	L	18-3	Houston	O22, 1994	L	7-0	College Station	S16, 1995	L	17-15	Houston				
N15, 1941	L	19-6	Houston	N16, 1968	L	24-14	College Station	N9, 1995	L	17-10	Houston	S14, 1996	W	21-14	New Orleans				

**Tulsa (7-910-1)**

O16, 1937	T	0-0	Houston
N23, 1996	W	42-14	Houston
O4, 1997	W	42-24	Tulsa
O17, 1998	W	14-10	Houston
O2, 1999	W	20-10	Tulsa
S16, 2000	L	23-16	Houston
N10, 2001	W	59-32	Houston
N2, 2002	W	33-18	Tulsa
N8, 2003	L	31-28	Houston
O30, 2004	L	39-22	Tulsa
O15, 2005	L	41-21	Houston
N11, 2006	W	41-38 <sup>2ot</sup>	Tulsa
N24, 2007	L	48-43	Houston
O4, 2008	L	63-28	Tulsa
O3, 2009	L	27-10	Houston
N6, 2010	L	64-27	Tulsa
O22, 2011	L	38-20	Houston
O 20, 2012	L	28-24	Tulsa

**UAB (2-2)**

O1, 2005	L	45-26	Birmingham
O14, 2006	W	34-33	Houston
S5, 2009	L	44-24	Birmingham
N 27, 2010	W	28-23	Houston

**UTEP (10-6)**

O26, 1996	W	48-21	El Paso
N22, 1997	W	31-13	Houston
N13, 1999	L	30-29	Houston
N11, 2000	L	38-21	El Paso
N17, 2001	W	27-17	Houston
O19, 2002	L	38-35	El Paso
N22, 2003	W	45-14	Houston
N13, 2004	L	35-28 <sup>2ot</sup>	El Paso
O29, 2005	L	38-31	Houston
N4, 2006	W	37-31	El Paso
N3, 2007	W	56-48	Houston
N1, 2008	W	49-44	El Paso
N21, 2009	W	30-29	Houston
O9, 2010	L	44-24	El Paso
N11, 2011	W	41-37	Houston
N 24, 2012	W	33-24	El Paso

**UTSA (1-0)**

O 13, 2012	W	34-14	Houston
------------	---	-------	---------

**RICE BOWL HISTORY**

1938 Cotton Bowl	Jan. 1, 1938	Dallas, Texas	Rice 28, Colorado 14
1947 Orange Bowl	Jan. 1, 1947	Miami, Fla.	Rice 8, Tennessee 0
1950 Cotton Bowl	Jan. 1, 1950	Dallas, Texas	Rice 27, North Carolina 13
1954 Cotton Bowl	Jan. 1, 1954	Dallas, Texas	Rice 28, Alabama 6
1958 Cotton Bowl	Jan. 1, 1958	Dallas, Texas	Navy 20, Rice 7
1961 Sugar Bowl	Jan. 2, 1961	New Orleans, La.	Ole Miss 14, Rice 6
1961 Bluebonnet Bowl	Dec. 16, 1961	Houston, Texas	Kansas 33, Rice 7
2006 New Orleans Bowl	Dec. 22, 2006	New Orleans, La.	Troy 41, Rice 17
2008 Texas Bowl	Dec. 30, 2008	Houston, Texas	Rice 38, Western Michigan 14
2012 Armed Forces Bowl	Dec. 29, 2012	Ft. Worth, Texas	Rice 33, Air Force 14

# THE OWLS IN RICE STADIUM

Season	All Games			Conference			Home Attend.	Avg.	Largest Home Crowd	Season	All Games			Conference			Attend.	Avg.	Largest Crowd
	W	L	T	W	L	T					W	L	T	W	L	T			
1950	3	3	0	0	3	0	310,000	51,667	SMU, Texas (70,000)	1971	2	4	1	1	2	1	219,133	31,305	Houston (62,000)
1951	4	2	0	2	1	0	256,000	42,667	Navy, Texas A&M (58,000)	1972	3	3	0	1	2	0	232,693	38,782	Texas (65,000)
1952	2	4	0	1	2	0	253,000	42,167	Texas (66,000)	1973	4	2	0	3	1	0	177,909	29,652	Notre Dame (50,000)
1953	5	1	0	3	0	0	270,000	45,000	Baylor (68,000)	1974	2	3	1	2	1	0	204,001	34,000	Texas (56,500)
1954	5	1	0	2	1	0	281,500	46,917	Texas (71,000)	1975	1	5	0	1	3	0	145,475	25,109	Texas A&M (67,000)
1955	2	3	1	0	3	0	281,500	46,971	Texas A&M (68,000)	1976	2	4	0	1	4	0	145,349	24,224	Texas (57,000)
1956	4	2	0	1	2	0	275,000	45,833	Texas (67,000)	1977	1	5	0	0	4	0	153,000	25,500	Texas A&M (57,500)
1957	4	2	0	3	0	0	291,000	48,500	Texas A&M (72,000)	1978	1	5	0	1	3	0	176,500	29,417	Texas (62,000)
1958	1	5	0	1	2	0	343,000	57,167	Texas (72,000)	1979	1	5	0	0	4	0	164,800	27,133	Oklahoma (48,000)
1959	1	3	2	1	2	1	230,000	38,333	SMU (65,000)	1980	1	4	0	0	4	0	152,000	30,400	Texas (52,000)
1960	5	1	0	4	0	0	248,000	41,333	Texas (72,000)	1981	2	3	0	1	3	0	121,266	24,245	Texas A&M (52,000)
1961	5	1	0	3	1	0	267,000	44,500	LSU (73,000)	1982	0	5	0	0	4	0	130,000	26,000	Texas (50,000)
1962	2	3	1	2	1	1	235,000	39,167	Texas (73,000)	1983	1	5	0	0	3	0	134,000	22,333	Texas A&M (40,000)
1963	4	2	0	2	2	0	273,000	45,500	LSU (64,000)	1984	1	4	0	0	4	0	114,256	22,851	Texas (56,047)
1964	3	2	1	2	1	1	252,000	42,000	Texas (73,000)	1985	2	4	0	1	3	0	106,112	17,685	Texas A&M (41,195)
1965	1	5	0	0	4	0	185,000	30,833	Arkansas (46,000)	1986	2	5	0	0	4	0	105,500	15,071	Texas (31,000)
1966	2	4	0	1	3	0	243,500	40,583	Texas (67,500)	1987	2	4	0	0	4	0	90,400	15,067	Texas A&M (32,500)
1967	4	2	0	2	2	0	205,867	34,311	Texas A&M (58,000)	1988	0	5	0	0	3	0	84,500	16,900	Texas (35,000)
1968	0	5	0	0	3	0	180,635	36,127	Texas (68,500)	1989	0	5	0	0	4	0	92,700	18,540	Texas A&M (30,900)
1969	3	3	0	2	2	0	176,919	29,487	LSU (55,000)	1990	4	3	0	2	2	0	153,100	21,871	Texas (34,800)
1970	3	2	0	1	2	0	135,547	27,109	Texas (70,500)	1991	0	4	0	0	3	0	121,700	30,425	Texas A&M (42,600)



Season	All Games			Conference			Attend.	Avg.	Largest Crowd
	W	L	T	W	L	T			
1992	5	1	0	3	1	0	142,800	23,800	Texas (41,100)
1993	5	1	0	2	1	0	143,000	23,833	Texas A&M (46,800)
1994	3	2	0	3	1	0	112,900	22,580	Texas (34,700)
1995	1	4	0	0	3	0	126,800	25,360	Texas A&M (39,500)
1996	4	1	0	4	0	0	100,850	20,170	Utah (23,250)
1997	3	2	0	3	1	0	177,547	35,509	Texas (53,811)
1998	4	1	0	4	0	0	110,573	22,115	SMU (42,674)
1999	3	1	0	2	1	0	101,200	25,300	Navy (44,217)
2000	3	2	0	2	2	0	95,885	19,177	Hawai'i (22,521)
2001	5	0	0	4	0	0	84,617	16,923	Tulsa (29,317)
2002	1	3	0	1	2	0	100,344	20,069	Houston (30,747)
<sup>1</sup> 2003	3	2	0	3	1	0	77,307	15,461	Navy (27,832)
<sup>2</sup> 2004	2	1	0	2	1	0	41,883	13,961	Fresno State (18,407)
2005	2	3	0	2	2	0	50,362	10,072	Navy (12,714)
<sup>3</sup> 2006	3	1	0	3	1	0	59,041	14,760	Houston (23,352)
2007	1	5	0	1	4	0	80,118	13,353	Texas Tech (21,543)
2008	6	0	0	4	0	0	121,074	20,179	Houston (35,534)
2009	2	4	0	2	2	0	81,309	13,552	Vanderbilt (19,753)
<sup>4</sup> 2010	3	3	0	3	1	0	108,549	18,091	Houston (26,342)
2011	4	1	0	3	1	0	86,643	17,329	Purdue (25,371)
<sup>*</sup> 2012	3	3	0	2	1	0	101,623	20,325	UTSA (28,677)
<b>Totals</b>	<b>161</b>	<b>180</b>	<b>7</b>	<b>100</b>	<b>125</b>	<b>4</b>	<b>10,447,077</b>	<b>30,020</b>	<b>Several (73,000)</b>

## LARGEST HOME CROWDS AT RICE STADIUM

Rk.	Attend.	Opponent, Score	Date
1.	73,000	Rice 16, LSU 3	Sept. 23, 1961
	73,000	Rice 14, Texas 14 (tie)	Oct. 27, 1992
	73,000	Texas 6, Rice 3	Oct. 24, 1964
4.	72,000	Rice 7, Texas A&M 6	Nov. 16, 1957
	72,000	Rice 34, Texas 7	Oct. 25, 1958
	72,000	Rice 7, Texas 0	Oct. 22, 1960
7.	71,000	Rice 13, Texas 7	Oct. 23, 1954
8.	70,500	Texas 45, Rice 21	Oct. 21, 1970
9.	70,000	SMU 42, Rice 21	Oct. 21, 1950
	70,000	Texas 35, Rice 7	Oct. 28, 1950

<sup>1</sup>2003 attendance figure does not include Texas game (47,764) played at Reliant Stadium

<sup>2</sup>2004 attendance figure does not include Houston & LaTech games (27,726 & 8,307) played at Reliant

<sup>3</sup>2006 attendance figure does not include Texas game (40,069) played at Reliant Stadium

<sup>4</sup>2010 attendance figure does not include Texas game (70,445) played at Reliant Stadium

<sup>\*</sup>2012 attendance figure does not include Houston game (32,718) played at Reliant Stadium

## 2013-14 C-USA BOWL LINEUP

Date	Bowl	Matchup	Location	Time	Network
Dec. 23	Beef 'O' Brady's Bowl	C-USA vs. American	St. Petersburg, Fla.	2:00 p.m.	ESPN
Dec. 21	R+L Carriers New Orleans Bowl	C-USA vs. Sun Belt	New Orleans, La.	Noon	ESPN
Dec. 24	Sheraton Hawaii Bowl	C-USA vs. Mountain West	Honolulu, Hawaii	7 p.m.	ESPN
Dec. 27	Military Bowl	C-USA vs. ACC	Annapolis, Md	1:30 p.m.	ESPN
Dec. 31	AutoZone Liberty Bowl	C-USA vs. SEC/American	Memphis, Tenn.	3:00 p.m.	ESPN
Jan. 1	Heart of Dallas	C-USA vs. Big Ten	Dallas, Texas	11:00 a.m.	ESPN U


*All Times Central and Subject to Change*



## 2013 RICE HONOR NUMBERS

This season, four Owls will honor Rice's first three African-American football recruits, in addition to the player who was their recruiting host, by wearing their numbers.

The Honor Jersey program began in 2012 when Cameron Nwosu and Turner Petersen changed their numbers to honor O.J. Brigrance and the late King Hill.




### Bucky ALLSHOUSE

Gabe Baker

An All-SWC selection as a defensive back, Allshouse served as the recruiting host for Barins, Tyler and Vincent when they visited the Rice campus in 1968. He went on to win the George Martin award as the Owls' MVP in 1970 before going into a career in law and serving on the Rice Board of Trustees.

40




### Mike TYLER

Paul Porras

The first of the three honorees to sign with Rice, Tyler and Barnes were high school rivals growing up in Waco, but joined forces with on the Owls defense. He went on to earn All SWC honors and was drafted by the Detroit Lions after three standout seasons.

24




### Rodrigo BARNES

Cody Bauer

Began his career wearing No. 82 but wore No. 90 during his stellar senior year as a defensive end in 1971. earned All-SWC and All-America honors as a defensive end and linebacker at Rice. Barnes went on to play four seasons in the NFL, including a Super Bowl championship with Oakland in 1976.

90



### Stahle VINCENT

Charles Ross

The first African-American quarterback to play in the Southwest Conference, Vincent completed 51 percent of his passes and threw for 556 yards while breaking the SWC color barrier at quarterback in 1969. He moved to running back in 1970 and ranks 14th on the Rice career chart with 1,675 yards while earning All SWC honors and being named Rice's MVP in 1971. He was drafted by the Pittsburgh Steelers.

12

## 2013 RICE FOOTBALL SCHEDULE

AUG. 31	AT TEXAS A&M	COLLEGE STATION, TEXAS	12:00 P.M.	ESPN
SEPT. 14	KANSAS	RICE STADIUM	6:30 P.M.	CBS SPORTS NETWORK
SEPT. 21	VS. HOUSTON	RELIANT STADIUM	2:00 P.M.	FSN
SEPT. 28	FLORIDA ATLANTIC *	RICE STADIUM	6:00 P.M.	FOX COLLEGE SPORTS
OCT. 5	AT TULSA *	TULSA, OKLAHOMA	2:30 P.M.	CBS SPORTS NETWORK
OCT. 12	AT UTSA *	SAN ANTONIO, TEXAS	3:00 P.M.	TWC SPORTS
OCT. 19	AT NEW MEXICO STATE	LAS CRUCES, NEW MEXICO	7:00 P.M.	-
OCT. 26	UTEP *	RICE STADIUM	2:30 P.M.	CSS
OCT. 31	AT NORTH TEXAS *	DENTON, TEXAS	6:30 P.M.	FOX SPORTS 1
NOV. 16	LOUISIANA TECH *	RICE STADIUM	6:00 P.M.	CBS SPORTS NETWORK
NOV. 21	AT UAB *	BIRMINGHAM, ALABAMA	6:30 P.M.	FOX SPORTS 1
NOV. 30	TULANE *	RICE STADIUM	2:00 P.M.	FOX COLLEGE SPORTS

DATES AND TIMES SUBJECT TO CHANGE ALL TIMES CENTRAL

\*- DENOTES C-USA GAME