



**RICE UNIVERSITY  
FOOTBALL 2012  
FACT BOOK**



## University Information

Location | **Houston, Texas 77251**  
Founded | **1891**  
Enrollment | **6,082**  
Nickname | **Owls**  
Mascot | **Sammy the Owl**  
Colors | **Blue (pms 281c) and Gray (pms 424c)**  
Conference | **Conference USA**  
Stadium | **Rice Stadium (47,000)**  
Playing Surface | **FieldTurf Duraspine**  
President | **David W. Leebron (Harvard, '76)**  
Athletics Director | **Rick Greenspan (Maryland, '75)**  
Athletics Phone Number | **713.348.6920**  
Ticket Office Number | **713.522.OWLS**  
Mailing Address | **P.O. Box 1892, MS 548**  
**Houston, TX 77251-1892**  
Physical Address | **Tudor Fieldhouse**  
**6100 Main Street**  
**Houston, TX 77005**

## Coaching Staff

Head Coach | **David Bailiff**  
Alma Mater | **Texas State, '81**  
Record at Rice | **23-38 (.377) | 5 Seasons**  
Career Record | **44-53 (.454) | 8 Seasons**

Assistant HC/Special Teams Coordinator/LB |

**Darrelle Patterson**  
Alma Mater | **TCU, '84**  
OC/Running Backs | **John Reagan**  
Alma Mater | **Syracuse, '94**  
DC/Cornerbacks | **Chris Thurmond**  
Alma Mater | **Tulsa, '75**  
Passing Game Coord/QBs | **Larry Edmondson**  
Alma Mater | **Texas A&M, '83**  
Safeties | **Larry Hoefer**  
Alma Mater | **McMurry, '72**  
Wide Receivers | **Billy Lynch**  
Alma Mater | **Ball State, '02**  
Defensive Line | **Michael Slater**  
Alma Mater | **Texas State, '93**  
Tight Ends | **David Sloan**  
Alma Mater | **New Mexico, '95**  
Offensive Linemen | **Ronnie Vinklerek**  
Alma Mater | **Southwest Texas, '81**  
Strength & Conditioning | **Jared Kaaiohelo**  
Alma Mater | **Missouri Southern, '95**  
Assistant AD/Football Operations | **Jerry Pickle**  
Alma Mater | **Delta State, '76**

## Team Information

2011 Record | **4-8**  
C-USA Record/Finish | **3-5 (4<sup>th</sup>-West)**  
Starters Returning/Lost | **11/13**  
Offense | **5/6**  
Defense | **5/6**  
Specialists | **1/1**  
Lettermen Returning/Lost | **43/24**  
Offense | **19/12**  
<sup>1</sup>Defense | **24/11**  
Special Teams | **1/1**

## Media Relations

Football Contact | **Chuck Pool**  
Office Number | **713.348.5775**  
Cell Number | **832.244.6476**  
Email Address | **cpool@rice.edu**  
SID Fax Number | **713.348.6019**  
Rice Press Box | **713.348.5638**

## Rice Digital & Social Media

Rice Website | **RiceOwls.com**  
Rice Facebook | **facebook.com/RiceAthletics**  
Rice Twitter | **@riceowlsdotcom**

## Rice Fact Book Contents

Rice Football Rosters	2
Rice Pronunciation Guide	5
Rice Player Biographies	6
Tommy Kramer	70
Rice Coaching Staff Biographies	72
2011 Statistics	88
2011 Review	106
Rice Record Book	130
Post-Season Honors	167
Team Awards	172
Rice Letterman List	178
All-Time Results	188
Series Records	201
Bowl History	203
Rice Stadium Won/Loss & Attendance	204
Rice Coaching Records	206
All Time Captains	207
2012-13 C-USA Bowls	208

*Rice University is committed to affirmative action and equal opportunity in education and employment. Rice does not discriminate on the basis of race, color, religion, sex, sexual orientation, national or ethnic origin, age, disability or veteran status.*

No	Name	Pos	Ht	Wt	Cl-Exp	Hometown/Last School							
23	Andre Anderson	WR	5-10	185	Fr.-HS	Cedar Hill, Texas/Cedar Hill	32	James Farrimond	K/P	6-0	215	Fr.-RS	San Antonio, Texas/Churchill
27	Gabe Baker	SAF	6-1	215	So.-1L	San Antonio, Texas/MacArthur	25	Jaylon Finner	DB	5-10	195	So.-1L	Missouri City, Texas/Elkins
90	Cody Bauer	DE	6-4	255	Jr.-2L	Pottsboro, Texas/Pottsboro	89	Christian Fletcher	WR	6-2	215	So.-1L	Fort Worth, Texas/Trinity Valley
14	Guy Billups	QB	6-0	190	Fr.-RS	Oxford, Miss./Oxford	19	Alex Francis	CB	5-9	190	Jr.-1L	Missouri City, Texas/Hightower
14	J.T. Blasingame	CB	5-8	170	Fr.-HS	Atlanta, Ga./Mays	20	Corey Frazier	SAF	6-1	215	Sr.-3L	Eden Prairie, Minn./Eden Prairie
9	Chris Boswell	K	6-2	210	Jr.-2L	Keller, Texas/Fossil Ridge	4	Garrett Fuhrman	CB	5-8	170	Fr.-HS	Lansing, Mich./Eastern
49	Trey Briggs	LB	6-1	235	Jr.-2L	Houston, Texas/Jersey Village	15	Phillip Gaines	CB	6-1	185	Jr.-2L	Converse, Texas/Judson
8	Derek Brown	WR	6-3	215	Fr.-HS	Bay City, Texas/Bay City	83	Andre Gautreaux	WR	6-0	195	Jr.-1L	Friendswood, Texas/Friendswood
29	Bryce Callahan	CB	5-10	180	So.-1L	Cypress, Texas/Cy Woods	5	Lovett Gibson	WR	6-2	195	Fr.-RS	Cedar Hill, Texas/Cedar Hill
55	Nico Carlson	DL	6-3	285	So.-1L	Katy, Texas/Taylor	17	Trevor Gillette	DE	6-3	235	Jr.-2L	Austin, Texas/Lake Travis
76	Drew Carroll	OL	6-4	290	So.-1L	Abilene, Texas/Abilene	72	Ian Gray	OL	6-8	325	So.-1L	Pearland, Texas/Pearland
23	Jayson Carter	RB	4-9	135	Fr.-HS	Houston, Texas/KIPP Houston	26	Brandon Hamilton	RB	5-11	210	Fr.-HS	Copperas Cove, Texas/Copperas Cove
5	Justin Carter	SAF	5-11	205	Fr.-HS	Hoover, Alabama/ Spain Park	58	Cody Hennessee	DT	6-2	250	Fr.-HS	Denton, Texas/Guyer
20	Trevor Caswell	LB	6-0	200	Fr.-TR	Stony Point, Texas/Air Force	11	Malcolm Hill	CB	5-11	185	So.-1L	Plano, Texas/Frisco Liberty
87	Connor Cella	TE	6-3	230	Fr.-HS	Katy, Texas/Taylor	79	Jon Hodde	OL	6-7	305	Jr.-1L	Burton, Texas/Burton
3	Taylor Cook	TE	6-7	255	Sr.-2L	Eagle Lake, Texas/Miami	85	Mario Hull	WR	6-1	205	So.-1L	Altair, Texas/Rice Consolidated
56	Christian Covington	DT	6-3	285	FR.-RS	Surrey, B.C./Vancouver College Prep	31	Broderick Jackson	RB	5-10	205	Jr.-TR	Kirbyville, Texas/Tyler JC
78	Brandon Dawkins	OL	6-7	285	Fr.-HS	Dallas, Texas/Prestonwod Christian	6	Driphus Jackson	QB	6-0	200	Fr.-RS	Cedar Hill, Texas/Cedar Hill
39	Cameron Decell	K/P	6-4	200	Fr.-HS	McKinney, Texas/Boyd	36	Fred Jackson	DB	5-10	190	Fr.-RS	Houston, Texas/Eisenhower
32	Darik Dillard	RB	5-10	195	Fr.-HS	San Antonio, Texas/McArthur	70	Bobby Janisch	OL	6-5	310	Jr.-SQ	Houston, Texas/Jersey Village
30	Jeremy Eddington	RB	6-2	235	Jr.-2L	Paris, Texas/Chisum	48	Adrian Jones	SAF	5-9	205	Fr.-HS	Ridgefield, Conn./Ridgefield
46	Nick Elder	LB	6-0	215	Fr.-RS	San Antonio, Texas/Central Catholic	45	Trevor Jones	TE	6-5	255	So.-SQ	Prosper, Texas/Prosper
21	Zach Espinosa	SAF	6-2	215	Fr.-HS	Cedar Park, Texas/ Cedar Park	59	Bobby Kiesewetter	DL	6-1	270	Jr.-SQ	Katy, Texas/Cinco Ranch
48	Tanyan Farley	TE	6-2	240	So.-SQ	Arvada, Colo./Ralston Valley	96	Dylan Klare	DE	6-2	270	Jr.-2L	Rufugio, Texas/Refugio
							84	Klein Kubiak	WR	6-1	195	Jr.-2L	Houston, Texas/Strake Jesuit

42	Michael Kutzler	LB	6-0	205	Jr.-1L	Fort Worth, Texas/Trinity Valley
33	Austin Laudenslager	SAF	6-0	200	Fr.-RS	McKinney, Texas/North
94	Miles Lee	DE	6-4	250	Fr.-RS	East Bernard, Texas/East Bernard
19	Connor Leisz	WR	6-0	170	Fr.-HS	Houston, Texas/Episcopal
13	Tanner Leland	SAF	6-2	240	Jr.-2L	Katy, Texas/Cinco Ranch
41	Alex Lyons	LB	6-0	205	Fr.-HS	DeSoto, Texas/DeSoto
88	Vance McDonald	WR	6-5	260	Sr.-3L	Winnie, Texas/East Chambers
43	Tabari McGaskey	LB	6-0	205	Fr.-HS	Dallas, Texas/Lincoln
2	Sam McGuffie	RB	5-11	200	Sr.-2L	Cypress, Texas/Michigan
16	Taylor McHargue	QB	6-1	210	Jr.-2L	Cedar Park, Texas/Vista Ridge
86	Reid Mitchell	TE	6-2	225	Fr.-HS	Pflugerville, Texas/Hendrickson
81	Donte Moore	WR	6-0	180	Jr.-2L	Manor, Texas/Manor
92	Stuart Mouchantaf	DL	6-4	295	So.-TR	Katy, Texas/Blinn JC/Taylor
47	Brian Nordstrom	DE	6-2	225	Fr.-RS	The Woodlands, Texas/The Woodlands
57	Cameron Nwosu	LB	5-10	240	Jr.-2L	Houston, Texas/Klein Forest
4	Dennis Parks	WR	6-2	175	Fr.-HS	Converse, Texas/Judson
40	Zach Patt	DE	6-2	240	So.-1L	Honey Grove, Texas/Honey Grove
71	Connor Patterson	OL	6-4	285	Fr.-HS	Tomball, Texas/Tomball
80	Grant Peterson	WR	6-6	230	Fr.-RS	Austin, Texas/Westwood
26	Turner Petersen	RB	6-2	220	Jr.-2L	Oklahoma City, Okla./Heritage Hall
73	John Poehlmann	OL	6-5	270	Fr.-RS	Brenham, Texas/Brenham
38	Darion Pollard	CB	5-8	175	Fr.-HS	Gilmer, Texas/Gilmer
22	Ryan Pollard	CB	5-8	165	So.-TR	Arlington, Texas/Air Force
24	Paul Porras	SAF	6-1	200	Jr.-2L	Scottsdale, Ariz./Saguaro
17	Michael Poynter	QB	6-1	195	Jr.-SQ	Arlington, Texas/Lamar

44	Kyle Prater	LB	6-1	230	Sr.-1L	Kerrville, Texas/LSU
10	James Radcliffe	LB	6-1	215	So.-1L	Katy, Texas/Cinco Ranch
77	Andrew Reue	OL	6-5	290	Fr.-RS	Austin, Texas/St. Michaels Academy
53	Nate Richards	OL	6-4	300	Jr.-TR	Keller, Texas/Trinity Valley CC
28	Charles Ross	RB	6-1	230	Jr.-2L	Schertz, Texas/Samuel Clemens
95	Michael Sam Jr.	DE	6-2	255	Fr.-RS	Houston, Texas/Strake Jesuit
93	Hosam Shahin	DT	6-3	290	Jr.-2L	Richmond, B.C./Hugh Boyd Secondary
60	Matt Simonette	OL	6-2	305	So.-SQ	Bellaire, Texas/Bellaire
91	Josh Skinner	DE	6-4	250	Jr.-1L	Silsbee, Texas/Silsbee
52	Spencer Stanley	OL	6-2	275	Fr.-HS	Fort Worth, Texas/Trinity Valley
10	Tyler Stehling	QB	6-4	200	Fr.-HS	Spring, Texas/Klein
15	Jordan Taylor	WR	6-5	210	So.-1L	Denison, Texas/Denison
98	Jamael Thomas	DT	6-0	270	Sr.-2L	Huntsville, Texas/Huntsville
37	Drew Travis	CB	5-10	170	So.-SQ	Pflugerville, Texas/Pflugerville
35	Luke Turner	RB	6-1	210	Fr.-HS	Gilmer, Texas/Gilmer
12	J.J. Walker	WR	6-0	170	Fr.-RS	Linden, Texas/Linden-Kildare
12	Michael Warren	CB	5-9	180	Fr.-HS	Frankston, Texas/Frankston
7	Julius White	SAF	5-10	195	So.-1L	Sugar Land, Texas/Kempner
74	Caleb Williams	OL	6-3	275	Fr.-RS	Thompsons, Texas/Terry
97	Jared Williams	DE	6-2	250	Sr.-3L	Huntsville, Texas/Huntsville
82	Luke Willson	TE	6-5	250	Sr.-3L	LaSalle, Ont./St. Thomas of Villanova
99	Ross Winship	DL	6-4	290	Fr.-RS	The Woodlands, Texas/Klein
65	Matt Wofford	OL	6-7	305	Fr.-RS	Cedar Park, Texas/Cedar Park
9	Zach Wright	QB	6-1	200	Fr.-HS	The Woodlands, Texas/College Park

# RICE NUMERICAL ROSTER

No	Name	Pos	Cl-Exp	17	Trevor Gillette	DE	Jr.-2L	36	Fred Jackson	DB	Fr.-RS	65	Matt Wofford	OL	Fr.-RS
2	Sam McGuffie	RB	Sr.-2L	17	Michael Poynter	QB	Jr.-SQ	37	Drew Travis	CB	So.-SQ	70	Bobby Janisch	OL	Jr.-SQ
3	Taylor Cook	TE	Sr.-2L	18	Brandon Hamilton	RB	Fr.-HS	38	Darion Pollard	CB	Fr.-HS	71	Connor Patterson	OL	Fr.-HS
4	Garrett Fuhrman	CB	Fr.-HS	19	Alex Francis	CB	Jr.-1L	39	Cameron Decell	K/P	Fr.-HS	72	Ian Gray	OL	So.-1L
4	Dennis Parks	WR	Fr.-HS	19	Connor Leisz	WR	Fr.-HS	40	Zach Patt	DE	So.-1L	73	John Poehlmann	OL	Fr.-RS
5	Justin Carter	SAF	Fr.-HS	20	Trevor Caswell	LB	Fr.-TR	41	Alex Lyons	LB	Fr.-HS	74	Caleb Williams	OL	Fr.-RS
5	Lovett Gibson	WR	Fr.-RS	20	Corey Frazier	SAF	Sr.-3L	42	Michael Kutzler	LB	Jr.-1L	76	Drew Carroll	OL	So.-1L
6	Driphus Jackson	QB	Fr.-RS	21	Zach Espinosa	SAF	Fr.-HS	43	Tabari McGaskey	LB	Fr.-HS	77	Andrew Reue	OL	Fr.-RS
7	Julius White	SAF	So.-1L	22	Ryan Pollard	CB	So.-TR	44	Kyle Prater	LB	Sr.-1L	78	Brandon Dawkins	OL	Fr.-HS
8	Derek Brown	WR	Fr.-HS	23	Andre Anderson	WR	Fr.-HS	45	Trevor Jones	TE	So.-SQ	79	Jon Hodde	OL	Jr.-1L
9	Chris Boswell	K	Jr.-2L	23	Jayson Carter	RB	Fr.-HS	46	Nick Elder	LB	Fr.-RS	80	Grant Peterson	WR	Fr.-RS
9	Zach Wright	QB	Fr.-HS	24	Paul Porras	SAF	Jr.-2L	47	Brian Nordstrom	DE	Fr.-RS	82	Luke Willson	TE	Sr.-3L
10	James Radcliffe	LB	So.-1L	25	Jaylon Finner	DB	So.-1L	48	Tanyan Farley	TE	So.-SQ	83	Andre Gautreaux	WR	Jr.-1L
10	Tyler Stehling	QB	Fr.-HS	26	Turner Petersen	RB	Jr.-2L	48	Adrian Jones	SAF	Fr.-HS	84	Klein Kubiak	WR	Jr.-2L
11	Malcolm Hill	CB	So.-1L	27	Gabe Baker	SAF	So.-1L	49	Trey Briggs	LB	Jr.-2L	85	Mario Hull	WR	So.-1L
12	J.J. Walker	WR	Fr.-RS	28	Charles Ross	RB	Jr.-2L	52	Spencer Stanley	OL	Fr.-HS	86	Reid Mitchell	TE	Fr.-HS
12	Michael Warren	CB	So.-1L	29	Bryce Callahan	CB	So.-1L	53	Nate Richards	OL	Jr.-TR	87	Connor Cella	TE	Fr.-HS
13	Tanner Leland	SAF	Jr.-2L	30	Jeremy Eddington	RB	Jr.-2L	55	Nico Carlson	DL	So.-1L	88	Vance McDonald	WR	Sr.-3L
14	Guy Billups	QB	Fr.-RS	31	Broderick Jackson	RB	Jr.-TR	56	Christian Covington	DT	FR.-RS	89	Christian Fletcher	WR	So.-1L
14	J.T. Blasingame	CB	Fr.-HS	32	Darik Dillard	RB	Fr.-HS	57	Cameron Nwosu	LB	Jr.-2L	90	Cody Bauer	DE	Jr.-2L
15	Phillip Gaines	CB	Jr.-2L	32	James Farrimond	K/P	Fr.-RS	58	Cody Hennessee	DT	Fr.-HS	91	Josh Skinner	DE	Jr.-1L
15	Jordan Taylor	WR	So.-1L	33	Austin Laudenslager	SAF	Fr.-RS	59	Bobby Kiesewetter	DL	Jr.-SQ	92	Stuart Mouchantaf	DL	So.-TR
16	Taylor McHargue	QB	Jr.-2L	35	Luke Turner	RB	Fr.-HS	60	Matt Simonette	OL	So.-SQ	93	Hosam Shahin	DT	Jr.-2L

94	Miles Lee	DE	Fr.-RS
95	Michael Sam Jr.	DE	Fr.-RS
96	Dylan Klare	DE	Jr.-2L
97	Jared Williams	DE	Sr.-3L
98	Jamael Thomas	DT	Sr.-2L
99	Ross Winship	DL	Fr.-RS

## RICE PRONUNCIATION GUIDE

No	Name	Pronunciation		
55	Nico Carlson	Knee-co	92	Stuart Mouchantaf Moo-SHAN-tof
39	Cameron Decell	Deh-SELL	34	Cameron Nwosu Na-woe-So
46	Nick Elder	El-der	73	John Poehlmann Pell-man
32	James Farrimond	Fair-ih-mond	24	Paul Porras Poor-us
25	Jaylon Finner	JAY-lon Fin-er	77	Andrew Reue Roy-Ah
83	Andre Gautreaux	Go-Tro	93	Hosam Shahin HOE-sam
79	Jon Hodde	Hoe-dee		SHA-heen
6	Driphus Jackson	Dry-fuss	65	Matt Wofford Woff-ord
70	Bobby Janisch	Jan-ish		
96	Dylan Klare	Claire		
84	Klein Kubiak	Koo-Be-ak		
42	Michael Kutzler	Cut-zler		
33	Austin Laudenschlager	Law-den-shlager		
8	Tanner Leland	Lee-land		
16	Taylor McHargue	Mick-Harg		



# 23

## Andre ANDERSON

WR, 5-10, 185, Freshman  
Cedar Hill, Texas (Cedar Hill)

### Rice

Incoming freshman recruit who will look to move into the rotation at wide receiver this fall.

### Cedar Hill High School

Two-time, All-District 5-5A selection at wide receiver for coach Joey McGuire... Opened the season at quarterback to replace current Owl Driphus Jackson, and threw for 514 yards and six scores before moving back to receiver for the second half of the year... Led the Longhorns with 23 catches down the stretch after catching 55 for 588 yards as a junior... Teamed with current Owl Lovett Gibson at receiver as a junior... Set the school record by catching 16 passes in a game... Three-year starter at Cedar Hill as the Horns posted a combined 28-9 record... Competed in both power lifting and track in addition to football.

### Personal

Full Name: Andre James Anderson... Born: September 14, 1993 at Dallas. ... Parents: Felecia Banks and Andre L. Anderson (three sisters)... Baker College.



# 27

## Gabe BAKER

SAF, 6-1, 215, Sophomore  
San Antonio, Texas (MacArthur HS)

### Rice

Looks forward to a return to action after an injury cut his initial sophomore season short...Granted a medical hardship waiver by C-USA and will be a sophomore again this fall.

### 2011

Saw his streak of appearing in the first 16 games of his college career end when he was held out of the Memphis game with an injury... Saw action on special teams and at safety in the first four games... Credited with his first tackle of the year at Baylor.

### 2010

Led the team with nine tackles on kickoff coverage... Credited with a season-high eight tackles against UTEP... Picked up a pair of tackles, including sharing his first tackle for loss, vs. Northwestern... Credited with his first career tackle at North Texas... Saw action as a reserve against Texas in the opener at Reliant Stadium.

### San Antonio MacArthur High School

All Greater San Antonio by the San Antonio Express News and a unanimous All District 26-5A selection for coach Van Fuschak at San Antonio MacArthur... Had 89 tackles (three for loss) and one interception as a senior... Member of Dave Campbell's Texas Football Top 300... Second team Academic All State selection... Served as an officer in MacArthur's chapter of the National Honor Society.

### Personal

Full Name: Gabriel Leo Baker... Born: Oct. 29, 1991 at Dallas, Texas... Parents Monzell and Rita Baker, San Antonio (one brother, one sister)... Plays the cello and performed at the 2011 Night of the Owl Awards Night... Rice major: Civil & Environmental Engineering ... Brown College.

### GABE BAKER CAREER STATISTICS

YEAR	UT	AT	TOT	TFL	SACK	FF	FR	PBU	INT
2010	9	12	21	0.5/1	-	-	-	-	-
2011	1	0	1	-	-	-	-	-	-
<b>TOTALS</b>	<b>9</b>	<b>12</b>	<b>22</b>	<b>0.5/1</b>	<b>-</b>	<b>-</b>	<b>-</b>	<b>-</b>	<b>-</b>

### Single Game Highs

Tackles - 8 at UTEP (O 9, 2010)  
Solo Tackles - 2 at UTEP (O 9, 2010), 2 at UCF (O 23, 2010)  
Tackles for Loss - 0.5 vs Northwestern (S 18, 2010)

**90****Cody BAUER**

DE, 6-4, 255, Junior

Pottsboro, Texas (Pottsboro HS)

**Rice**

Heavy contributor at end in his first two years who moved into a starting spot in the spring after taking a redshirt in 2011 while continuing rehab from a knee injury.

**2010**

Battled a nagging injury while playing in all 12 games and finished with a season-best 18 tackles ... credited with a career-best five tackles at Tulsa ... had four tackles against Northwestern ... credited with a pair of stops in the opener against Texas at Reliant Stadium.

**2009**

Made his first career start in the final game of the season at Houston and matched his career-high with three tackles in the Bayou Bucket ... credited with a career-best three tackles vs. Navy, including his first two career tackles for lost yardage ... made his debut at UAB and was credited with one assisted tackle ... credited with his first career solo tackle at Oklahoma State.

**Pottsboro High School**

Three-time, All-District 10-2A for Coach Matt Poe at Pottsboro ... a 2008 Texas Sports Writers Association Class 2A all-state team selection ... All-DFW in addition to being a three-time, All-Texoma pick ... Cardinals were 13-2 and reached the state semifinals his senior season ... also competed in power lifting and in track

**Personal**

Cody Carlton Bauer ... born July 25, 1990 in Katy ... son of Annette and Cary Bauer, Pottsboro ... father played football at New Mexico ... one sister ... recorded perfect scores for five consecutive years in the Texas Assessment of Knowledge and Skills (TAKS) tests ... Sport Management major ... Duncan College.

**CODY BAUER CAREER STATISTICS**

YEAR	UT	AT	TOT	TFL	SACK	FF	PBU	INT
2009	8	8	16	2/4	-	-	-	-
2010	10	8	18	-	-	-	-	-
<b>TOTAL</b>	<b>18</b>	<b>16</b>	<b>34</b>	<b>2/4</b>	<b>-</b>	<b>-</b>	<b>-</b>	<b>-</b>

**Single Game Highs**

Tackles - 5 at Tulsa (N 6, 2010)

Solo Tackles - 3 vs Navy (O 10, 2009), 3 at Tulsa (N 6, 2010)

Tackles for Loss - 2 vs Navy (O 10, 2009)

**14****Guy BILLUPS**

QB, 6-0, 190, Freshman

Oxford, Miss. (Oxford HS)

**Rice**

Walk-on quarterback who looks to move up the depth chart in his second year with the Owls... redshirted in his first season while earning a spot on the C-USA Commissioner's Honor Roll.

**Oxford High School**

2011 graduate of Oxford High School... Mississippi 5A Offensive Player of the Year for coach Johnny Hill while leading the Chargers to the second round of the playoffs. Threw for 2,941 yards and 33 TDs as a senior, completing 182 of 304 passes with just six interceptions... Threw for 5,840 yards in his career, including 56 touchdowns... Two-time All District pick and was Tom Lemming's Top Under the Radar prospects for the 2011 recruiting year... Also lettered in baseball... Active in FCA.

**Personal**

Guy Cameron Billups IV... born Feb. 18, 1993 at Gulfport, Miss. ... son of Guy III and Hattie Billups (one sister) ... Will Rice College.



# 14

## J.T. BLASINGAME

CB, 5-8, 170, Freshman

Atlanta, Ga. (Mays HS)

### Rice

Talented corner candidate who will look to add depth to the Owls defensive backfield this year.

### Mays High School

Two-time, All-Metro and All-Region 6 AAAA selection for coach Dominic Calloway at Benjamin E. Mays HS... Three-year starter for the Raiders.... Credited with 174 tackles, eight interceptions and 35 pass breakups in his career... Team captain as a senior... Named to the *Atlanta Journal Constitution* "Georgia's Top 125"... Elected "Mr. Mays" as part of Homecoming as a senior... Play it Smart Student-Athlete of the Month for September, 2011... Runs track and led his 4x100 relay to a 4th place finish at the state championship ... Member of 1500+ SAT Club at Mays... Also active in his community... Helped organize and ship textbooks for children in

Africa; distributed items to the homeless at Christmas; donated supplies to after-school programs; volunteered at soup kitchens; conducted arts and crafts activities with the Atlanta Union Mission; and donated and wrapped gifts for children in transitional housing.

### Personal

Full Name: John Thomas Blasingame IV ... Born: July 27, 1993 at Atlanta, Georgia ... Parents: Dr. John Thomas and Katrina Blasingame (one brother; two sisters)... Brown College.



# 9

## Chris BOSWELL

K, 6-2, 210, Junior

Keller, Texas (Fossil Ridge HS)

### Rice

Consensus All C-USA pick as well as a candidate for national honors as he takes aim at the Rice placekicking records.

### 2012

Named the Groza Award Watch List, *Dave Campbell's Texas Football* All Texas College preseason team and to the by College Football Performance Award Placekicker Trophy Watch List.

### 2011

First team All C-USA by Rivals.com, second team by Phil Steele and Honorable Mention selection by C-USA coaches...Converted 17 of 21 field goals on the season (.810) Only misses came from 60, 54, 45 and 38 (slipping on rain soaked field)... His .810 percentage ranks third on the Rice season chart... Has converted 28 of 38 in his career and his .737 percentage would rank second in school history... In addition to his field goal success, led the team with 82 points this season (9th best in school history) and has 156 point in his career, which is tied with Froggy

Williams for seventh on the Owls career list... Averaged 63.1 yds on 59 kickoffs and doubled the Owls' touchbacks from 2010 (14)... Named C-USA Special Teams Player of the Week for his performance vs. Tulane... Converted twice from more than 50 yards vs. the Green Wave, including a career-long, 54-yarder into the wind in the second quarter... Tied for the national lead with three field goals of better than 50 and has five in his career, both totals matching James Hamrick for the most in school history... Also averaged 69.8 on five kickoffs against Tulane and was honored by the College Football Performance Awards as one of their Kickoff Specialists of the Week... Converted all three PATs at SMU, raising his career total to 72, six shy of Froggy Williams for 4th on the Rice career list... Tabbed a midseason All C-USA selection by Phil Steele... Opened the season by converting on all three FG attempts vs. Texas while adding kickoff duties... Had two touchbacks in four kickoff attempts and held Texas to an average starting position of their own 21.

## 2010

Took over the Owls placekicking duties after redshirting in 2009 and earned All Freshman honors from league coaches... Set a Rice freshman kick-scoring record, finishing with 74 points... Tied for seventh in C-USA, tied for 73rd in the nation with 11 field goals in 12 games... 11 FG's tied for 7th on the Rice season field goal list and one shy of the school record for a freshman (Matt Huelsman, 1994)... Converted a field goal in six consecutive games, the longest streak by an Owl since Sammy Hartman did it in 1989... Hamrick holds the school mark by connecting in eight consecutive games in 1985... Converted 41 of 44 PATs this season, third-best

by an Owl in a season... Named one of the Lou Groza Award Stars of the Week for his performance against North Texas... Tied the school record by kicking four field goals in the Owls' 32-31 win over North Texas... Tied the mark first set by Joel Baxter vs. TCU in 1981 and matched by Matt Huelsman, also against TCU, in 1994... First field goal was a 50-yarder, the longest field goal for the Owls since Luke Juist kicked a 53-yarder in 2004... Added a second 50-yard kick in the first quarter, becoming the first Rice kicker to have two field goals of 50-yards or more in the same game... James Hamrick holds the school season (3) and career (5) records for 50-yard field goals... Converted his first career field goal attempt, a 42-yarder vs. Texas to give the Owls a 3-0 lead. Also converted his first two PATs against the Horns.

## 2009

Redshirted.

## Fossil Ridge High School

Fifth-ranked kicker by Rivals.com ... four-time, All-District 5-5A for Coach Tony Baccarini at Keller Fossil Ridge ... converted on 39 of 43 field goals in his career and was perfect on 172 career PAT attempts ... named to the Associated Press All-State first team and to the Texas Sportswriters Association Class 5A All-State second team as a senior ... selected to play in the 2009 US Army All-American Bowl in San Antonio ... kicked a field goal and had two extra points in the game ... also selected to play in

the THSCA All Star Game in Austin in July... played baseball and soccer at Fossil Ridge.

## Personal

Christopher Lynn Boswell ... born March 16, 1991 in Fort Worth ... son of Rick and Dawn Boswell, Keller ... one brother, one sister ... Kinesiology major ... Martel College.

### CHRIS BOSWELL CAREER STATISTICS

YEAR	FG	FGA	LG	PAT	PTS
2010	11	17*	50	41-44	74
2011	17	21	54	31-32	82
<b>TOTAL</b>	<b>28</b>	<b>38</b>	<b>54</b>	<b>72-76</b>	<b>156</b>

*\*tied school record*

### Single Game Highs

Field Goals Made- 4 at North Texas (S 11, 2010)

Longest Field Goal - 54 vs Tulane (N 19, 2011)

Most PATs Made - 8 vs ECU (N 20, 2010)



# 49

## Trey BRIGGS

LB, 6-1, 235, Junior

Houston, Texas (Jersey Village HS)

### Rice

Starter for most of 2010 looks returns to action this year after a redshirt year in 2011 while continuing rehab from a knee injury.

### 2011

Redshirt.

### 2010

Took over as the starter for the first nine games at the Will LB spot before a knee injury ended his season in the ninth game of the year. Fifth on the team with 47 tackles despite missing the last three games because of the injury... Made his ninth consecutive start at Tulsa and finished with five tackles... Credited with a career- high nine tackles against Houston... Picked up his first TFL in 2010 as one of four tackles vs. Baylor... Credited with seven tackles and a forced fumble against Northwestern... Recovered a fumble and was credited with four tackles against North Texas... Fumble recovery set up the Owls first field goal against UNT... Credited with six tackles in the opener against Texas at Reliant Stadium.

### 2009

Missed the final two games because of illness after starting the previous four games ... made his first career start at East Carolina ... fourth true freshman to start for the Owls and the first to start at linebacker for the Owls since Terrance Garmon vs. ECU in 2006 ... credited with a career-best eight tackles vs. Navy ... credited with his first career sack vs. Vanderbilt for a loss of 10 yards ... two of his first five stops were for a loss ... made his debut at Texas Tech and was credited with a tackle for loss for his first career stop ... credited with a pair of stops at Oklahoma State.

### Jersey Village High School

Three-year, All-District 15-5A for Coach David Snokhous at Jersey Village and one of two Falcons to sign with Rice (Bobby Janisch is the other) ... named All-Greater Houston by the Touchdown Club of Houston ... also served as the Falcons' deep snapper... *VYPE Magazine* All-Greater Houston second team, with recognition for the award coming at halftime of Rice's win in the Texas Bowl.

### Personal

Trey Lee Briggs ... born April 26, 1991 in Houston ... son of Ed and Laura Briggs, Houston ... one sister ... grandfather, Bill Bishop, played baseball for Rice from 1946-49 and was an All-SWC pitcher in 1946 as well as the SWC's batting leader ... Sport Management major ... Jones College.

### TREY BRIGGS CAREER STATISTICS

YEAR	UT	AT	TOT	TFL	SACK	FF	FR	PBU	INT
2009	15	10	25	2/11	1/10	-	-	1	-
2010	33	14	47	-	-	1	1	-	-
<b>TOTAL</b>	<b>48</b>	<b>24</b>	<b>72</b>	<b>2/11</b>	<b>1/10</b>	<b>1</b>	<b>1</b>	<b>1</b>	<b>-</b>

### Single Game High

Tackles - 9 vs Houston (O 16, 2010)

Solo Tackles - 6 vs 3 opponents

Tackles for Loss - 1 at Texas Tech (S 12, 2009), 1 vs Vanderbilt (S 2, 2009)

Quarterback Sack - 1 vs Vanderbilt (S 26, 2009)

Pass Breakups - 1 vs Tulsa (O 3, 2009)

**8****Derek BROWN****WR, 6-3, 215, Freshman****Bay City, Texas (Bay City HS)****Rice**

Multi-talented athlete who will get an immediate opportunity at wide receiver this fall.

**Bay City High School**

District 23-4A Utility Player of the Year for coach Robert Blackmon at Bay City.... Completed 101 of 197 passes for 1,500 yards and 11 touchdowns, rushed for nearly 700 more and seven TD and caught 12 passes for 302 yards and a pair of scores... Top game as a senior was a 40-37 win over Brazosport when he totalled over 500 yards, including throwing for 364 yards with four scores and scored the game-winner with a one-yard run... Houston region Marine Corps Elite Warrior of the Year... Earned four letters in basketball, track and also lettered in swimming at Bay City High... Graduated in to 10% of his class(23rd overall).

**Personal**

Full Name: Derek Ray Brown ... Born: January 19, 1994 at Galveston ... Mother: Kimberly Brown (two brothers)... Baker College.

**29****Bryce CALLAHAN****CB, 5-10, 180, Sophomore****Cypress, Texas (Cy Woods HS)****Rice**

Talented redshirt coverman who became a solid candidate for postseason honors in his first year of action.

**2012**

Preseason All C-USA by league coaches and Blue Ribbon Football... Named to Phil Steele's All C-USA preseason second team and to the CFPA Defensive Back Trophy Watch List, as announced by the College Football Performance Awards.

**2011**

Freshman All-American by Sporting News and Scout.com... Second team all-conference by Rivals.com and third team by Phil Steele.... C-USA All Freshman team and honorable mention All-Conference USA selection by league coaches...Led C-USA in interceptions (6) and second in passes defended (15)... Tied for sixth nationally in interceptions and 14th in passes defended... Lead all FBS freshmen with his six intercep-

tions and second in passes defended... All of his interceptions came in the last nine games after playing role expanded due an injury to Philip Gaines... Callahan intercepted passes in three consecutive games (four total) before being shut out in the final two games... Over those last four games, he had a total of 12 passes thrown his way, picking off three, breaking up four others and two fell incomplete. One of the three completions came on fourth down, and Callahan made the tackle short of the first down marker to turn the ball over to Rice... Six interceptions were the most for an Owl since Dan Dawson matched the school record of seven in 2000... His his pick of Case Keenum was only the third of the year off the Houston QB... Matched his career-high with five tackles vs. Houston.... Credited with a season-high five tackles vs. Tulsa and also matched his season high with a pair of PBUs... Made his first career start vs. Memphis... Became the first Owl since Brandon King in 2008 to pick off a pair of passes with his first two career interceptions at Southern Miss... Made his debut against Texas... Credited with his first career tackle vs. Purdue while also returning his first two career punts for a total of 15 yards (long of 10).

**2010**

Redshirted as a true freshman.

**Cy Woods High School**

First-team 5A All-State by the AP and named to *Dave Campbell's Texas Football's* 2009 All-Texas High School team ... two-time All-District 15-5A selection for coach David Jones, leading the Wildcats into the playoffs

in each of the school's first two seasons of varsity football ... ranked by *Dave Campbell's Texas Football* as one of the Top 20 defensive backs in Texas and a member of its Top 300 ... member of the *Houston Chronicle's* Top 100 ... reached the Division I semifinals in 2008 and quarterfinals as a senior ... recorded 136 tackles and eight interceptions on defense, 167 receiving yards and two touchdowns on offense ... also averaged 25.8 yards on punt returns and 21.2 yards on kickoff returns as a senior... Honorable Mention Academic All-State.

Personal

Bryce Jordan Callahan ... born Oct. 23, 1991 in Moscow, Idaho ... son of Heide Callahan and Stephen Williams, Houston ... one brother, one sister ... father ran track at Idaho from 1984-88 ... Sport Management major ... Wiess College.

BRYCE CALLAHAN CAREER STATISTICS

YEAR	UT	AT	TOT	TFL	SACK	FF	FR	PBU	INT
2011	26	8	34	2.5-3	.5-1	0	0	9	6-25
TOTAL	26	8	34	2.5-3	.5-1	0	0	9	6-25

Single Game High

Tackles - 5 vs Tulsa (O 22, 2011), 5 at Houston (O 27, 2011)  
Solo Tackles - 4 vs Tulsa (O 22, 2011)  
Tackles for Loss - 1 vs UTEP (N 5, 2011)  
Quarterback Sack - .5 at SMU (N 26, 2011)  
Pass Breakups - 2 at Marshall (O 15, 2011), 2 vs Tulsa (O 22, 2011)  
Interceptions - 2 at Southern Miss (O 1, 2011), 2 vs UTEP (N 5, 2011)



55  
Nico CARLSON  
DL, 6-3, 285, Sophomore  
Katy, Texas (Taylor HS)

Rice

Took control of the nose tackle position after a strong spring performance... Had originally been ticketed to move to the offensive side of the ball, but injuries on the DL voided that change and Carlson quickly became one of the most improved players in the spring.

2011

Credited with his first career tackle at Northwestern... Appeared in all 12 games as a reserve on the defensive front wall... Made his debut against Texas in the opener.

2010

Redshirted as a true freshman.

Taylor High School

Unanimous All-District 17-5A selection for coach Flint Risien at Katy Taylor HS ... named to the *Houston Chronicle's* Houston 100 ... recorded 54 tackles, 10 TFL (four sacks), recovered three fumbles and forced two...

three-time NHSCA All-America in wrestling and won the 2009 state heavyweight title, winning three of his four matches with pins in less than two minutes ... finished second as a senior ... moved to Katy from Virginia Beach, Va., prior to his junior year.

Personal

Nico Riem Carlson ... born Dec. 11, 1991 in The Azores ... son of Lee and Lori Wyre, Katy ... one brother, four sisters ... Kinesiology major ... Will Rice College.

NICO CARLSON CAREER STATISTICS

YEAR	UT	AT	TOT	TFL	SACK	FF	FR	PBU	INT
2011	0	1	1	-	-	-	-	-	-
TOTAL	0	1	1	-	-	-	-	-	-

Single Game High

Tackles - 1 at Northwestern (N 12, 2011)



# 76

## Drew CARROLL

OL, 6-4, 290, Sophomore  
Abilene, Texas (Abilene HS)

### Rice

Enters fall camp as the as the most experienced offensive lineman after making 10 starts in 2011.

### 2011

C-USA All Freshman selection by league coaches as well as Rivals.com... Made his 10th consecutive start vs. Tulane on Senior Day, but missed the finale at SMU... Made his debut in the season-opener at Texas and then moved into the starting lineup at right guard against Purdue in the home opener.

### 2010

Redshirted first season in the Rice program.

### Abilene High School

First-team 5A All-State by the Associated Press and a two-time All-District 3-5A selection for coach Steve Warren as the Eagles won the state 5A Division II championship ... team captain ... Abilene finished the year

ranked second in the nation by ESPN.com and MaxPreps.com ... also lettered in power lifting... Second-Team Academic All-State and a member of the National Honor Society.

### Personal

Andrew Harris Carroll ... born July 31, 1991 in Arlington ... son of Bill and Suzy Carroll, Abilene ... one brother ... Kinesiology major ... Hanszen College.



# 23

## Jayson CARTER

RB, 4-9, 135, Freshman  
Houston, Texas (KIPP Houston)

### Rice

Walkon who joined the team during the 2011 season ... participated in 2012 spring drills.

### KIPP Houston High School

Four-year starter for the Wolves under coach Jason Jones... A member of the Science Club.

### Personal

Jayson Jerome Carter... born Sept. 22, 1992 at Houston ... son of Sharon Washington and Jerome Carter Sr., Houston (two brothers, four sisters ) ... has not declared a major in the Engineering division ... Duncan College.

**5****Justin CARTER**

SAF, 5-11, 205, Freshman

Hoover, Alabama (Spain Park HS)

**Rice**


Sure-tackling safety prospect who was the Owls first signing from Alabama since 2006.

**Spain Park High School**

Three-year starter for coach Chip Lindsey at Spain Park in suburban Birmingham... All four members of Spain Park's defensive backfield earned FBS scholarships... Led team to playoffs all three seasons... Named the Jaguars Most Valuable Junior and earned All Shelby County honors... All-Academic first team... Senior class president... Member of the Spanish Honor Society. Graduated with a 4.0 GPA and ranked in the top 10% of his class.

**Personal**

Full Name: Justin Maxwell Carter ... Born: January 29, 1994 at Ft. Benning, Georgia. Parents Tracy (Trae) and Britta Carter Brown (one brother)... Sid Richardson College.

**20****Trevor CASWELL**

LB, 6-0, 200, Freshman

Stony Point, Texas (Stony Point HS)

**Rice**

Transfer from Air Force who participated in spring drills, but will not be eligible for the 2012 season.

**2011**

Signed with Air Force out of high school but suffered a knee injury during preseason camp and was lost for the season... Elected to transfer to Rice at the semester break.

**Stony Point High School**

2011 graduate of Stony Point High School... Honorable mention All State, All Centex and All District 16-5A as a senior for coach Craig Cheshier while leading The Tigers to the Class 5A D1 semifinals as a senior... Named team captain and outstanding linebacker... Competed in track for two years and ran both the 110 and 300 meter hurdle events at the Texas Relays as a sophomore and junior.

**Personal**

Trevor Daniel Caswell... born May 3, 1993 at Houston. ... son of Danny and Lynnette Caswell (one brother)... brother (Austin) is a senior wide receiver at Rensselaer Polytechnic Institute (RPI) where he led the team with 44 catches as a junior... Twin cousins Ashley and Heather Parker were four-year letterwinners in softball at Texas Tech (2003-06) ... Wiess College.

**87****Connor CELLA**TE, 6-3, 230, Freshman  
Katy, Texas (Taylor HS)**Rice**

Talented tight end prospect who hopes to challenge for playing time in 2012.

**Taylor High School**

All District 19-5A selection at defensive end for coach Flint Risien at Taylor HS... Also saw action at tight end and was tabbed by *Dave Campbell's Texas Football* as the 6th best tight end recruit in their 2011 postseason edition... Also plays basketball honors... All-Academic first team... Senior class president... Member of the Spanish Honor Society. Graduated with a 4.0 GPA and ranked in the top 10% of his class.

**Personal**

Full Name: Connor Matthew Cella... Born: October 8, 1993 at Lafayette, Louisiana. Parents Gene and Lea Cella... Duncan College.

**3****Taylor COOK**TE, 6-7, 255, Senior  
Eagle Lake, Texas (Rice Consolidated HS)/Miami**Rice**

Heads into his senior year as one-third of one of the most talented tight end rosters in college football.

**2011**

Finished seventh on the team with 133 yards receiving, including a career-best 89 yards in a start vs. UTEP... Started the UTEP and Northwestern games in place of an injured Luke Willson... Posted career-best numbers against in his start vs. UTEP... Caught three for 89 yards, including a long reception of 51 yards midway in the fourth quarter to move the Owls from their own 17 to the UTEP 37 and set up the go-ahead touchdown... Made his second career start at TE (made one in 2010 at UCF)... Caught one pass for 19 yards at Baylor... Picked up his first career catch, good for 12 yards, vs. Purdue in the home opener... Saw action on special teams and as a tight end vs. Texas... Made the successful move to tight end in the spring and showed consistent productivity in all scrimmages.... Led all receivers with five catches for 68 yards and a touchdown in the Blue-Gray Spring Game.

**2010**

Finished the season by completing 32-of-57 passes for 409 yards and three touchdowns ... threw a pair of touchdown passes against Tulane in the second half ... came on in relief of Nick Fanuzzi at Tulsa and threw for a career-best 122 yards, including his first career TD pass, 55 yards to Luke Willson ... made his first career start (but as a tight end) at UCF then came on to throw for 57 yards and lead Rice on a late TD drive at quarterback against the Knights ... combined with Derek Clark for a 39-yard completion (career best) to set up the Owls' final score of the day ... completed 10-of-18 passes for 80 yards and added 13 yards rushing against Northwestern ... made his collegiate debut vs. Texas at Reliant Stadium in the season-opener ... first career completion was good for nine yards to Donte Moore.

**2009**

Made the decision to transfer just before the start of classes at Miami and enrolled at Rice ... worked on the scout team during the fall ... completed 11-of-18 passes for 111 yards and a touchdown in the Blue-Gray Spring Game.

**2008 (Miami)**

Participated on the scout team as a red-shirt freshman.

## Rice Consolidated High School

As a senior, completed 103 of 214 passes for 1,598 yards, 19 touchdowns and nine interceptions in 2007 ... also rushed for 512 yards and 11 more TDs ... was also a second-team All-State punter with a 42.3-yard average ... took his team to a 13-2 record and the Class 2A state semifinals for the first time ever ... as a junior in 2006, completed 117 of 236 passes for 1,982 yards, 26 touchdowns and only seven interceptions in leading his team to a 9-3 record ... also ran 56 times for 278 yards and six TDs and was third-team All-State selection ... as a sophomore in 2005, was named Offensive Newcomer in his district after completing 77 of 160 passes for 1,178 yards, with 13 TDs and 11 interceptions ... son of a rice farmer and a member of the Texas House of Representatives since 1997 ... was selected to play in the Under-Armour All-Star game but did not play after suffering a knee injury in the state playoffs ... also pitched on the baseball team and played center on the basketball team ... coached by Brad Dumont ... Ranked the No. 37 quarterback by Rivals.com and the No. 9 quarterback and No. 108 player overall by Scout.com ... selected to the PrepStar All-Midlands Region team and to the *Houston Chronicle* Top 100.

## Personal

Robert Taylor Cook ... born Aug. 25, 1989 in Eagle Lake ... son of Robby and Mary Kay Cook ... one sister ... Sport Management major ... Hanszen College.

## TAYLOR COOK CAREER STATISTICS

YEAR	Passing						NO	Rushing		
	CMP	ATT	INT	YDS	TD	LG		YDS	TD	LG
2010	32	57	1	409	3	55	10	28	0	16
2011	-	-	-	-	-	-	-	-	-	-
<b>TOTAL</b>	<b>32</b>	<b>57</b>	<b>1</b>	<b>409</b>	<b>3</b>	<b>55</b>	<b>10</b>	<b>28</b>	<b>0</b>	<b>16</b>

YEAR	Receiving			
	NO	YDS	TD	LG
2010	-	-	-	-
2011	8	133	0	51
<b>TOTAL</b>	<b>8</b>	<b>133</b>	<b>0</b>	<b>51</b>

### Single Game Highs

Pass Completions - 10 vs Northwestern (S 18, 2010)  
 Pass Attempts - 18 vs Northwestern (S 18, 2010)  
 Passing Yards - 122 at Tulsa (N 6, 2010)  
 Passing Touchdowns - 2 at Tulane (N 13, 2010)  
 Rushing Attempts - 4 at Tulane (N 13, 2010)  
 Rushing Yards - 13 vs Northwestern (S 18, 2010), 13 at Tulane (N 13, 2010)

Pass Receptions - 3 vs UTEP (N 5, 2011)  
 Passing Yards - 89 vs UTEP (N 5, 2011)



# 56

## Christian COVINGTON

DT, 6-3, 285, Freshman

Surrey, B.C. (Vancouver College Prep)

## Rice

Heads into camp as the starter at defensive tackle as a redshirt freshman.

## Vancouver College Prep

Provincial Defensive MVP for coach Todd Burnett while leading the Fighting Irish to the Provincial Championship ... ranked as the top defensive lineman in Canada ... credited with 83 tackles, including 15 sacks as a senior ... had 276 tackles and 38 sacks in his career ... credited with four tackles in the 2010 National Underclassmen Combine All-World Gridiron Classic held in Charleston, S.C.

## Personal

Christian Coral Cleveland Covington ... born Oct. 16, 1993 in Vancouver, British Columbia ... son of Grover and Natasha Covington ... has two sisters ... father is a member of the Canadian Football League Hall of Fame after a standout career with the Hamilton Tiger Cats from 1981-91... has yet to declare a major (Natural Sciences Division) ... Duncan College.



# 78

## Brandon DAWKINS

OL, 6-7, 285, Freshman

Dallas, Texas (Prestonwood Christian)

### Rice

Athletic line recruit who will look to make an immediate impact.

### Prestonwood Christian

Second-team TAPPS Division 1 All State and first team all district selection for coach Chris Cunningham at Prestonwood Christian Academy... Led the Lions to the state semifinals as a senior after winning the title in his junior year... Served as team captain for the Blue team in the Tom Hillary DFW Classic in December... Multi-sport athlete in high school, swimming the 50 meter freestyle for the state champs, playing water polo on the state championship team. Played on Prestonwood's state championship basketball team and threw the shot and discus in track... Member of the National Honor Society... Participated in Future Problem Solvers... Served as the J&J Teen Liaison to Legislative Session "On The Hill" Summit in Washington, D.C... Served as a clerk for a pair of Dallas County Criminal Court judges.

### Personal

Full Name: William Brandon Monroe Dawkins... Born: October 3, 1993

at Chicago, Illinois. Parents: Bill and Brenda Dawkins (one brother, two sisters).. One uncle, Bert Adams, originally signed to play football at Rice but delayed his start for three years after being drafted by California in baseball. Another uncle, Charlie Adams, played football at SMU... Shannon Boatman (cousin), played FB at Florida State... Hanszen College.



# 39

## Cameron DECCELL

K/P, 6-4, 200, Freshman

McKinney, Texas (Boyd HS)

### Rice

Versatile athlete who will challenge to handling the punting chores this fall.

### Boyd High School

All-District 10 5A selection as a punter and second team as a wide receiver as a junior for coach Don Drake at Boyd HS... Caused touchbacks on 65% of his kickoffs as a senior, with 20 of his 55 kicks going out of the end zone... Averaged 37 yards and a 4.7 second hang time per punt with a long of 72 yards... Won Boyd's Academic Excellence Award for the 2010-11 school year and named King of Athletics in 2010.

### Personal

Full Name: George Cameron Decell... Born: January 28, 1994 at Dallas... Parents: Marion Morrison and Damian Decell. (two sisters). Father played soccer player at Christopher Newport. Stepfather (Tony Morrison) was a wide receiver at Louisiana Monroe (1976-79). Stepsister (Sarie Morrison) is a gymnast at LSU and earned 2nd team, All-America honors on the bars at the 2012 NCAA Championships. Two cousins also played football (Cash Cameron at TCU and Austin Bollenbach at Oklahoma State)... Hanszen College.

**32****Darik DILLARD**

RB, 5-10, 195, Freshman

San Antonio, Texas (McArthur HS)

**Rice**

Talented running back prospect who could fill several roles for the Owls.

**McArthur High School**

Offensive MVP for coach Ben Cook at McArthur HS... Younger brother of former Owls All-America wide receiver Jarett Dillard, currently with the Detroit Lions.. Earned second team All-State honors and first team All-San Antonio honors as a junior and second team All-San Antonio as a senior... Led McArthur to the 5-A DII state quarterfinals as a junior... Rushed for 4,100 yards and added another 900 yards receiving in his career... Plays basketball and led McArthur to the regional finals as a junior... Academic All State as a senior.... Wendy's High School Heisman regional finalist... Ranks third in a class of 557.... Served as treasurer for both the National Honor Society and his senior class... Peer Assistant Leadership Program (PALS)... Tutored English to elementary students and to others through the English Second Language program... First

place winner in the Teachers' Choice Night Gallery Art Show... First place in TSA State Architecture competition... Junior Financial Chairman of the National Society of Black Engineers. Set a Guinness World Record for the most High Five's in an hour on the last day of high school as part of an anti-bullying initiative. He slapped 2,215 hands while running down the halls of McArthur HS, breaking the old record of 1,362.

**Personal**

Full Name: Darik David Dillard... Born: November 11, 1993 at San Antonio... Parents: Porter and Robin Dillard. (one brother, one sister). Brother, Jarett, is a member of the Detroit Lions and was a two-time, All-America wide receiver for the Owls who holds the NCAA career record for touchdown receptions (60) and most consecutive games with a touchdown reception in a season (13)... Sister, Tai played basketball at Texas from 1999-2003 and for three seasons in the WNBA. She is now an assistant basketball coach at UTSA... Jones College.

**30****Jeremy EDDINGTON**

RB, 6-2, 235, Junior

Paris, Texas (Chisum HS)

**Rice**

Dynamic talent who handles a number of roles in the Owls' offensive scheme.

**2011**

Caught a career-high three passes vs. UTEP for 25 yards and added 16 yards and a touchdown on the ground in the Homecoming victory... Rushed for 20 yards on six carries at Houston... Returned five kickoffs for 112 yards, including a long of 26 at Southern Miss... Found the end zone for the first time in 2011 at Baylor... Saw action at RB, while also lining up as one of the Owls' two deep backs on kickoff returns in the opener at Texas.

**2010**

True freshman who was originally slated for a redshirt, but was called into action after injuries depleted the roster ... wound up earning the Joe F. Lipscomb Award as Rice's top freshman ... led the team with 10 touchdowns, all of them in conference play (second in the league for

conference games) ... second on the team with 365 yards rushing ... tied the school record by rushing for four touchdowns as part of a 143-yard rushing day against ECU ... opened the game as the starter at quarterback as the Owls began in their Wildcat formation ... broke through the middle on an 88-yard touchdown run against the Pirates, the longest play from scrimmage by the Owls since Kyle Herm scored from 95 yards out against Nevada in 2003 ... play ranks only behind Herm's run as the longest by an Owl in Rice Stadium history and matches the fourth-longest scoring run in school history (Bob Nemir vs. Southwestern, Oct. 6, 1945) ... topped 100 yards for the first time in his career, rushing for 103 yards on 14 carries out of the Wildcat formation against Tulane ... scored four touchdowns in the last five games ... rushed for 34 yards on five carries at UTEP, including a 25-yard burst ... made his debut against SMU on special teams and then scored a touchdown on his first career carry, a one-yard run late in the same game.

### Chisum High School

MVP of District 12-2A as well as MVP of the All-Red River Valley team as a senior quarterback for coach Don Hasley ... ran for 1,650 yards and scored 22 touchdowns as a senior ... also earned All-Red River Valley honors as a defensive end ... all-district selection in basketball as a junior and qualified for the state track meet in both the long jump and triple jump as a senior ... served as a class officer as both a freshman and sophomore and was elected Homecoming King as a senior.

### Personal

Jeremy Eddington ... born Aug. 7, 1992 in Sulphur Springs ... son of Rita and Victor Adams ... one brother ... Sport Management major ... Jones College.

### JEREMY EDDINGTON CAREER STATISTICS

YEAR	NO	Rushing				Kickoff Returns			
		YDS	TD	LG		NO	YDS	TD	LG
2010	59	365	10	88		-	-	-	-
2011	25	62	2	20		21	435	0	41
<b>TOTAL</b>	<b>84</b>	<b>427</b>	<b>12</b>	<b>88</b>		<b>21</b>	<b>435</b>	<b>0</b>	<b>41</b>

### Single Game Highs

Pass Completions - 1 at Tulane (N 13, 2010), 1 vs ECU (N 20, 2010)  
 Pass Attempts - 2 vs ECU (N 20, 2010)  
 Passing Yards - 9 vs ECU (N 20, 2010)  
 Rushing Attempts - 16 vs ECU (N 20, 2010)  
 Rushing Yards - 143 vs ECU (N 20, 2010)  
 Rushing Touchdowns - 4 vs ECU (N 20, 2010)  
 Kickoff Returns - 5 at Southern Miss (O 1, 2011)  
 Kickoff Return Yards - 112 at Southern Miss (O 1, 2011)



# 46

## Nick ELDER

LB, 6-0, 215, Freshman

San Antonio, Texas (Central Catholic HS)

### Rice

Productive linebacker prospect who will look to challenge for an opening after redshirting in his initial season at Rice in 2011

### Central Catholic High School

TAPPS Division I All-State and All-District selection as a senior for coach Calos Enrico ... received postseason accolades despite missing all but the last five games of the season because of an injury ... returned to action and recorded 67 tackles (43 solos and 24 assisted) in those five games ... named to the *San Antonio Express-News* Sub 5A All-Area second team (includes public and private schools) ... Academic All-State selection.

### Personal

Nicholas Victor Elder ... born Oct. 14, 1992 in San Antonio ... son of Dan and Chris Elder ... has two brothers ... older brother, Michael, is a junior strong safety at Carleton College in Minnesota ... has not declared a major (Humanities Division) ... Sid Richardson College.

**21****Zach ESPINOSA**

SAF, 6-2, 215, Freshman

Cedar Park, Texas (Cedar Park HS)

**Rice**

Hard-hitting safety who looks to make an immediate impact in his freshman season.

**Cedar Park High School**

All-District 25-4A selection at safety as a junior and senior for coach Chris Ross at Cedar Park, while leading the Timberwolves to back-to-back appearances in the state quarterfinals... Credited with 59 tackles, five interceptions, two fumble recoveries, two forced fumbles and broke up 11 passes while earning All-Centex first team honors as a senior... A member of the Hill Country News "Dazzling Dozen"... Ran track and was part of Cedar Park's 4x100 relay that reached the regional finals... Academic All State.

**Personal**

Full Name: Zachary R. Espinosa... Born: August 20, 1993 at Concord California. ... Parents: Art and Kelli Espinosa (one brother, one sister)... Brother (Dom) plays center at Texas... Sid Richardson College.

**48****Tanyan FARLEY**

TE, 6-2, 240, Sophomore

Arvada, Colo. (Ralston Valley HS)

**Rice**

Walk-on who looks to rejoin the action after spending 2011 recuperating from a spring injury ... red-shirted first year on campus in 2010.

**Ralston Valley High School**

All-State selection at tight end for coach Matt Loyd at Ralston Valley ... finalist for Colorado Player of the Year ... won the Daniel Graham Award as the tight end of the year ... Mustangs won three league titles during his career ... played baseball and threw the shot in track as well ... National Honor Society member ... also a member of the Ralston Valley mentor program and its Athletic Leadership Club.

**Personal**

Tanyan Farley ... born Jan. 1, 1992 in Denver, Colo. ... son of Malcom and Barbara Farley ... father played basketball at Metro State ... Sport Management major ... Baker College.

**32****James FARRIMOND**

K/P, 215, Freshman

San Antonio, Texas (Churchill HS)

**Rice**

Walk-on punter who will look to move into contention for playing time after redshirting in his first year with the Owls ... earned a spot on the C-USA Commissioner's Honor Roll during red-shirt year in 2011.

**Churchill High School**

2011 graduate of Churchill High School... All District 26-5A as a senior for coach Glenn Hill as a safety and punter for the Chargers... Earned second-team All-San Antonio honors... Had 65 tackles as a senior, five for loss, forced one fumble, recovered three others and had one interception... Returned his lone interception for an 87-yard touchdown to earn San Antonio "Play of the Week" accolades... Forced 29 touchbacks on kickoffs and averaged 40 yards per punt... Earned Academic All District and All State honors and graduated Summa Cum Laude... Served on the Churchill High Parliament, a member of the National Honor Society and the Spanish Honor Society... Elected senior class Vice President as a senior.

## Personal

James Farrimond... born Dec. 9, 1992 at San Antonio. ... son of Scott and Ann Farrimond (three sisters)... cousin, Ashley Gross, played volleyball at Trinity from 2002-06... Sid Richardson College.



# 25

## Jaylon FINNER

DB, 5-10, 195, Sophomore

Missouri City, Texas (Elkins HS)

## Rice

Looks to build upon his solid true freshman effort.

## 2011

Saw action in all 12 games on special teams and in the safety rotation... Finished the year with 19 tackles, 14 at safety and five on special teams... Fourth on the team with five special teams tackles... Recovered a fumbled punt return vs. Tulane, his second special teams fumble recovery of the season... Matched his season-high (fourth time) with three total tackles vs. UTEP... Made his debut in the opener at Texas and was credited with one tackle... Matched that with one tackle vs. Purdue in the home opener... Credited with a season-best three tackles and also recovered a fumble at Baylor.

## Elkins High School

Two-time All-District 23-5A selection for coach Robert Crivellari ... ranked by Rivals.com as the 45<sup>th</sup> best safety prospect in the nation ... ranked as one of the top 10 safeties in Texas in *Dave Campbell's Texas Football* postseason edition ... credited with 78 tackles, five sacks, an interception and seven pass

breakups as a senior ... finished his career with 176 tackles and six interceptions ... member of the *Houston Chronicle's* Greater Houston 100 ... also competed in track at Elkins ... member of the National Honor Society and received Elkins' Academic Excellence Award.

## Personal

Jaylon Trevar Finner ... born May 28, 1993 in Houston ... son of Troy Finner and Sheree Anderson ... has a brother and a sister ... has not declared a major at Rice (Social Sciences Division) ... Martel College.

## JAYLON FINNER CAREER STATISTICS

YEAR	UT	AT	TOT	TFL	SACK	FF	FR	PBU	INT
2011	16	3	19	0-0	0-0	0	2	1	0
<b>TOTAL</b>	<b>16</b>	<b>3</b>	<b>19</b>	<b>0-0</b>	<b>0-0</b>	<b>0</b>	<b>2</b>	<b>1</b>	<b>0</b>

## Single Game High

Tackles - 3 (three times) at Baylor (S 24, 2011), vs Memphis (O 8, 2011), vs UTEP (N 5, 2011)

Solo Tackles - 3 vs Memphis (O 8, 2011), 3 vs UTEP (N 5, 2011)

Fumble Recoveries - 1 at Baylor (S 24, 2011), 1 v Tulane (N 19, 2011)

Pass Breakups - 1 vs Tulsa (O 22, 2011)



# 89

## Christian FLETCHER

WR, 6-2, 215, Sophomore

Fort Worth, Texas (Trinity Valley HS)

### Rice

Walk-on who found the field for the first time in 2011 and will look to build on that momentum in the spring.

### 2011

Made his debut on special teams at Northwestern and saw action in the last three games.

### 2010

Redshirted

### Trinity Valley High School

Defensive Player of the Year for the 2009 SPC Champions under coach Aaron Mattox ... earned All-SPC honors and named team captain ... caught 13 passes for 253 yards and four touchdowns while missing six games with an injury ... also credited with 34 tackles and picked off a pair of passes on defense ...

during career caught 54 passes for 811 yards and nine TDs and recorded 164 tackles ... also played basketball and ran track on Trinity Valley's state title teams ... also participated in theater at Trinity Valley.

### Personal

Christian Scott Fletcher ... born April 30, 1992 in Walnut Creek, Calif. ... mother is Angela Yonke and step father is Bob Yonke ... has an older brother, younger sister ... step father played basketball at Emporia State ... Sports Management major ... Baker College.



# 19

## Alex FRANCIS

CB, 5-9, 190, Junior

Missouri City, Texas (Hightower HS)

### Rice

Bounced back from an injury that cut his 2010 season short to become a productive member on special teams.

### 2011

Bounced back from an injury that cut his 2010 season short to become a productive member on special teams... Saw action in 11 games on special teams and tied for sixth on the squad with four special teams tackles (two each vs. Memphis and UTEP).

### 2010

Moved into the cornerback rotation after a redshirt season and was establishing a role as a kick returner before a season-ending injury the fourth week of the season (against Baylor) ... returned a pair of kickoff returns for 40 yards against Baylor before sustaining the injury ... racked up 66 yards on three kickoff returns vs. Northwestern ... saw action as a reserve in the first two games of the season.

**2009** Redshirted his first year on campus.

### Hightower High School

All-District 24-5A selection for Coach Shane Hallmark while leading the Hurricanes to the championship game of Division 1 5A ... named second-team All-Greater Houston ... finished his senior year with 70 tackles, 18 pass break-ups and four interceptions ... three-year letterman during which the Hurricanes posted a 32-9 record ... ran on state champion 4x200 and runner-up 4x100 relays sophomore year as Hightower captured the 5A team title.

### Personal

Alex Jerome Francis ... born Jan. 3, 1991 in Houston ... son of Alex and Andrea Francis, Missouri City ... one sister ... four uncles played in the NFL (James Francis, Bengals, 1990-98; Ron Francis, Cowboys, 87-90; Heath Sherman, Eagles, 89-93; and Lamar Lathon, Oilers & Panthers, 90-98) ... Economics/Sport Management major ... McMurry College.

#### ALEX FRANCIS CAREER STATISTICS

YEAR	Defense			Kickoff Returns			
	UT	AT	TOT	KOR	YDS	TD	LG
2010	-	-	-	5	106	0	25
2011	2	2	4	-	-	-	-
<b>TOTAL</b>	<b>2</b>	<b>2</b>	<b>4</b>	<b>5</b>	<b>106</b>	<b>0</b>	<b>25</b>

#### Single Game Highs

Total Tackles - 2 vs Memphis (O 8, 2011), 2 vs UTEP (N 5, 2011)

Solo Tackles - 1 vs Memphis (O 8, 2011), 1 vs UTEP (N 5, 2011)

Kickoff Returns - 3 vs Northwestern (S 18, 2010)

Kickoff Return Yards - 66 vs Northwestern (S 18, 2010)



# 20

## Corey FRAZIER

SAF, 6-1, 215, Senior

Eden Prairie, Minn. (Eden Prairie HS)

### Rice

Veteran leader among the Owls' safeties who makes the switch to free safety this year... Named to *Named to Dave Campbell's Texas Football* Preseason All-Texas College second team.

### 2011

Sixth on the team with 46 tackles... Credited with a pair of tackles for loss in the finale at SMU and also recovered an onside kick late in the game to set up the Owls' with a final possession... Picked off his first pass of the year and second of his career with a second-quarter theft of Northwestern's Dan Persa... Also credited with five tackles, including a shared tackle for loss against the Wildcats... Returned to the starting lineup vs. Tulsa and was credited with a pair of tackles... Shared his first career tackle for loss at Marshall... Credited with seven tackles and recovered a fumble at Baylor... six stops in the opener at Texas and four in the home opener vs. Purdue... Named to *Dave Campbell's Texas Football* Preseason All-Texas College first team.

### 2010

Led the Owls with 83 tackles in his first year as a starter ... broke up six passes in the last three games of the season ... credited with 10 tackles vs. Houston, his third double-figure tackle game of the season ... chalked up a career-high 12 tackles along with a fumble recovery against Baylor ... credited with 10 tackles vs. Northwestern ... picked off his first career pass at North Texas ... made his first career start in the opener against Texas at Reliant Stadium and was credited with seven tackles.

### 2009

Ended the year with a season-best four tackles at Houston ... credited with two tackles at ECU and matched that tally the following week vs. UCF ... picked up his first career tackle vs. Vanderbilt ... added his second stop vs. Navy.

### Eden Prairie High School

All-state selection for Coach Mike Grant at Eden Prairie ... credited with 56 tackles, 15 breakups and five interceptions as a senior ... also caught 35 passes for 478 yards and five touchdowns on offense ... state champions his sophomore and junior years ... prep team ranked 11<sup>th</sup> in the nation junior season ... also played baseball and basketball for the Eagles.

## Personal

Corey Leslie Frazier ... born June 17, 1991 in Chicago, Ill. ... son of Gale and Leslie Frazier, Eden Prairie, Minn. ... one brother, one sister ... father was a starter at cornerback for the Chicago Bears when they won Super Bowl XX and is currently the Head Coach of the Minnesota Vikings ... brother played football at Illinois ... Economics major ... McMurtry College.

### COREY FRAZIER CAREER STATISTICS

YEAR	UT	AT	TOT	TFL	SACK	FF	FR	PBU	INT
2009	9	3	12	-	-	-	-	-	-
2010	61	22	83	-	-	-	1	6	1/0
2011	22	24	46	3-7	-	-	1	2	1/0
<b>TOTAL</b>	<b>92</b>	<b>49</b>	<b>141</b>	<b>3-7</b>	<b>-</b>	<b>-</b>	<b>2</b>	<b>8</b>	<b>2/0</b>

### Single Game Highs

Tackles - 12 vs Baylor (S 25, 2010)

Solo Tackles - 10 vs Baylor (S 25, 2010)

Pass Breakups - 2 at Tulane (N 13, 2010), 2 vs UAB (N 27, 2010)

Interceptions - 1 at North Texas (S 11, 2010); 1 at Northwestern (N 12, 2011)



# 4

## Garrett FUHRMAN

SAF, 5-8, 170, Freshman  
Lansing, Mich. (Eastern HS)

### Rice

Signee from Michigan will add depth to the Owls safety rotation in his first year on campus... First scholarship recruit from Michigan since WR Darrell Goolsby from Detroit in 1984.

### Eastern High School

All-conference and all-area selection for coach Robert McBride at Lansing Eastern HS... Credited with 95 tackles and one interception as a senior... Named to the Lansing State Journal Dream Team... Played golf and ran track... National Honor Society... Junior class president... Ranked in the top 10 in his senior class...

### Personal

Full Name: Garrett Fuhrman Born: November 30, 1993 at Lansing, Michigan... Parents: Jeff and Mary Fuhrman (one sister)... Lovett College.



# 15

## Phillip GAINES

CB, 6-1, 185, Junior  
Converse, Texas (Judson HS)

### Rice

One of the Owls leaders at corner whose season came to a premature end in 2011...Granted a medical hardship waiver by C-USA and will be a junior again this fall.

### 2011

Made three starts before sustaining an injury at Southern Miss... Credited with a pair of tackles, including one for a loss and broke up a pass in the home opener vs. Purdue... Picked up his second career sack, as well as five tackles and a pass breakup in the opener at Texas.

### 2010

Won the Jess Neely Defensive Award, honoring the team's top defensive back after placing third on the team with 64 tackles ... broke up six passes, including one in each of the last four games ... returned to the starting lineup at Tulsa and was credited with eight tackles and also blocked a PAT ... matched his career high with a pair of pass breakups vs. UTEP ... scored his first career touchdown, recovering a fumbled punt

return in the end zone vs. SMU ... credited with nine tackles as well as his first sack and forced a fumble against Northwestern ... returned to the starting lineup for the season-opener against Texas and was credited with a career-best seven tackles ... added six stops against North Texas.

## 2009

Returned to the starting lineup vs. SMU and credited with three tackles, before suffering an injury that ended his season ... had not started the previous two games due a broken wrist suffered vs. Navy, but then played with a cast ... had started four straight games and chalked up 18 tackles over that stretch before his injury, including back-to-back, career-high games with five tackles (vs. Tulsa and Navy) ... broke up a pair of passes against Vanderbilt ... made his first career start at Oklahoma State ... earned a start after picking up four tackles at Texas Tech ... made his debut in the opener at UAB.

## Converse Judson High School

Two-year letterman for Coach Jim Rackley at Converse Judson ... totaled 110 tackles and four interceptions during his two seasons ... blocked five kicks as a senior ... played in the Region III final at Rice Stadium as a junior as Judson advanced to the state title game ... ranked as one of the top 110 hurdlers in the state as a senior ... ran a leg on Judson's 4x100m relay that finished third at the state track meet as a junior ... a member of the National Honor Society.

## Personal

Phillip Winfield Gaines ... born April 4, 1991 in Concord, Mass. ... son of Susan McFarland and Bill Gaines, San Antonio ... one brother ... Economics major ... Wiess College

### PHILLIP GAINES CAREER STATISTICS

YEAR	UT	AT	TOT	TFL	SACK	FF	FR	PBU	INT
2009	28	3	31	1/1	-	-	-	3	-
2010	51	13	64	2/15	1/11	1	1	6	-
2011	8	3	11	2/15	0/0	-	-	-	-
<b>TOTAL</b>	<b>87</b>	<b>19</b>	<b>106</b>	<b>5/31</b>	<b>1/11</b>	<b>1</b>	<b>1</b>	<b>9</b>	<b>-</b>

### Single Game Highs

Tackles - 9 vs Northwestern (S 18, 2010)

Solo Tackles - 7 vs Northwestern (S 18, 2010)

Forced Fumble - 1 vs Northwestern (S 18, 2010)

Fumble Recovery - 1 vs SMU (O 2, 2010)

Pass Breakups - 2 vs Vanderbilt (S 26, 2009), 2 at UTEP (O 9, 2010)



# 83

## Andre GAUTREAUX

WR, 6-0, 195, Junior

Friendswood, Texas (Friendswood HS)

### Rice

Third-year player who became a productive option in the Owls offense in 2011 and will look to build on that role in the spring.

### 2011

Tied for fifth on the team with 177 yards receiving and sixth with 14 receptions... Added 89 yards on five kickoff returns and 38 yards rushing on a pair of reverses to finish with 299 all-purpose yards... Hauled in a career-long, 43-yard reception from fellow wideout Jordan Taylor to set up the Owls' touchdown at Northwestern... Grabbed three passes for 24 yards vs. UTEP... Picked up 47 yards on a reverse vs. Houston for his first collegiate rush, which was briefly the Owls' longest run from scrimmage until Tyler Smith scored on a 97-yard rush later in the game... Doubled his season total with a career-best four catches for 51 yards vs. Tulsa... Made his first career start vs. Memphis... Broke into the stats column in a big way at Baylor, grabbing a 19-yard scoring strike from Taylor McHargue

for his first career catch and adding a 14-yarder to keep alive a second scoring drive.... Saw his first career action in the opener at Texas... won the Bill Whitmore Award as the most improved player of the spring.

### 2010

Reserve.

### 2009

Redshirted during his first year on campus.

### Friendswood High School

All-District 24-4A as well as a second-team 4A All-State selection by the Associated Press after leading Friendswood to the state semifinals for Coach Steve Van Meter ... finished the year with 54 receptions for 1,116 yards and 17 touchdown receptions ... All-Galveston County, All-Greater Houston, *Houston Chronicle* Top 100 and Academic All-State ... also competed in basketball and track.

### Personal

Andre David Gautreaux ... born May 31, 1990 in New Orleans, La. ... son of David and Leslie Gautreaux, Friendswood ... one brother, two sisters ... Kinesiology major ... Duncan College.

### Andre GAUTREAUX CAREER STATISTICS

YEAR	NO	Receiving				Rushing			
		YDS	TD	LG		NO	YDS	TD	LG
2011	14	177	1	43		2	39	0	47
<b>TOTAL</b>	<b>14</b>	<b>177</b>	<b>1</b>	<b>43</b>		<b>2</b>	<b>39</b>	<b>0</b>	<b>47</b>

#### Single Game Highs

Pass Receptions - 4 vs Tulsa (O 22, 2011)

Passing Yards - 52 at Northwestern (N 12, 2011)

Rushing Attempts - 1 at Houston (O 27, 2011), 1 at SMU (N 26, 2011)

Rushing Yards - 47 at Houston (O 27, 2011)

**5****Lovett GIBSON****WR, 6-2, 195, Freshman****Cedar Hill, Texas (Cedar Hill HS)****Rice**

Talented receiver prospect who redshirted in 2011.

**Cedar Hill High School**

All-District 5-5A selection for coach Joey McGuire and a teammate of fellow 2011 Rice signee Driphus Jackson ... caught 64 passes for 1206 yards and 13 touchdowns as a senior ... Longhorns won district titles in his junior and senior years ... named to 5A TexasFootball.com's All-Texas second team ... a member of *Dave Campbell's Texas Football* Top 300 and tabbed as one of the top 25 wide receivers ... named to the All-DFW Area second team by OldCoach.com ... also played basketball and ran track ... active in Cedar Hill's PTSA for four years as well as in student leadership.

**Personal**

Lovett L. Gibson ... born Aug. 8, 1993 at Dallas ... son of Lovett D. Gibson and Carla Gibson ... has two brothers, one sisters ... has not declared a major (Engineering Division) ... Wiess College.

**17****Trevor GILLETTE****DE, 6-3, 235, Junior****Austin, Texas (Lake Travis HS)****Rice**

Made the switch from tight end to defensive end in the spring while continuing to handle deep snapping chores.

**2011**

Saw action in all 12 games, both as the deep snapper on punts and at tight end... Had a pair of special teams tackles and recovered a fumbled punt vs. SMU in the season finale.

**2010**

Caught his first career touchdown pass, a 12-yarder from Nick Fanuzzi at UTEP ... caught a season-best three passes for 35 yards vs. SMU ... made his debut against Northwestern and caught a pair of passes for 20 yards against the Wildcats.

**Lake Travis High School**

Class 4A All-State Honorable Mention as a defensive lineman by the Associated Press while playing for coach Chad Morris ... played on three

consecutive state 4A Division I champions, and served as a team captain as a senior ... Lake Travis was 46-0 in his three seasons and finished 2009 ranked second in the nation by Rivals.com ... one of two Cavaliers to sign with the Owls (Andy Erickson) ... named the Defensive MVP in the state title game ... also lettered in basketball ... Academic All-District 25-4A ... served as a leader in DECA and was co-leader of Lake Travis' Teen Impact program, promoting healthy lifestyles and relationships to teens.

**Personal**

Trevor Gayle Gillette ... born May 28, 1992 in Dallas ... son of Rob and Debbie Gillette, Austin ... two brothers, one sister ... Political Science major ... McMurry College.

**TREVOR GILLETTE CAREER STATISTICS**

YEAR	Receiving				Defense			
	REC	YDS	TD	LG	UT	AT	TOT	FR
2010	7	71	1	14	-	-	-	-
2011	-	-	-	-	1	1	2	1
<b>TOTAL</b>	<b>7</b>	<b>71</b>	<b>1</b>	<b>14</b>	<b>1</b>	<b>1</b>	<b>2</b>	<b>1</b>

**Single Game Highs**

Receptions - 3 vs SMU (O 2, 2010)

Receiving Yards - 35 vs SMU (O 2, 2010)

Touchdowns - 1 at UTEP (O 9, 2010)

Total Tackles - 1 at Baylor (S 24, 2011), 1 vs Tulane (N 19, 2011)

Unassisted Tackles - 1 at Baylor (S 24, 2011)



# 72

**Ian GRAY**

OL, 6-8, 325, Sophomore

Pearland, Texas (Pearland HS)

## Rice

Massive line who leveraged experience gained last fall to earn the starting nod at left guard heading into fall camp.

## 2011

Concluded the season by making his first career start, at left guard vs. SMU... Saw action in eight games as a reserve at guard before making his first start... Made his debut against Baylor in a reserve role at guard.

## 2010

Redshirted in his first season on campus.

## Pearland High School

Largest member of the 2010 recruiting class ... three-year letterman and two-time All-District 22-5A for coach Tony Heath at Pearland ... named to the *Houston Chronicle's* Houston 100 ... also played basketball and competed in track at Pearland ... academic all-district.

## Personal

Ian Alexander Gray... born Dec. 5, 1991 in Corpus Christi ... son of Ian Gray, Pearland and Valerie Gray, Corpus Christi ... one sister ... father (Ian) played football at Notre Dame and an uncle (Carl) played at Penn State ... Civil & Environmental Engineering major ... Duncan College.



# 18

**Brandon HAMILTON**

RB, 5-11, 210, Freshman

Copperas Cove, Texas (Copperas Cove HS)

## Rice

Explosive running back signee who will add depth to the Owls' veteran rotation in 2012.

## Copperas Cove High School

All-District 12-5A selection as both a junior and senior for coach Jack Welch at Copperas Cove... Hamilton ran for 1,505 yards, averaged 7.6 per carry and scored 26 touchdowns as a senior to earn a place on the Texas Sportswriters All-State honorable mention list ... Earned honors as a junior fullback and as a running back as a senior.

## Personal

Brandon Hamilton... Born: November 10, 1993 at Ft. Hood. Son of Reginald Hamilton and Selina and Mark Williams... Sid Richardson College.



# 58

## Cody HENESSEE

DT, 6-2, 250, Freshman  
Denton, Texas (Guyer HS)

### Rice

Rugged defensive line candidate who will look to find a role in his first year on campus.

### Guyer High School

All-District 7-5A selection as a senior for coach John Walsh at Denton Guyer HS.... Helped lead his team to the 5 A DII title game as a junior and semifinals as a sophomore...

### Personal

Cody Jones Hennessee Born: September 27, 1993 at Tulsa, Oklahoma ... Son of Don and Beth Hennessee (two brothers, one sister)... Duncan College.



# 11

## Malcolm HILL

SAF, 5-11, 185, Sophomore  
Plano, Texas (Frisco Liberty HS)

### Rice

Lettered at corner as a freshman but makes the move to strong safety this fall.

### 2011

Credited with a career-best four tackles at Northwestern... Picked up his first career pass breakup at Houston... Credited with a season-best three tackles vs. Tulsa... Picked off his first career pass vs. Memphis late in the game to foil the Tigers final attempt to reach the end zone... Made his debut at Texas in the opener and has seen action in each of the first three games... Credited with his first career tackle at Southern Miss... Made a rapid progression up the cornerback depth chart in his first camp to earn immediate playing time.

### Liberty High School

Two-time, All-District 9-4A selection for coach Galen Zimmerman ... led the Red Hawks to the state playoffs for the first two times in school history, reaching the Region 2 semifinals each time ... had 74 career re-

ceptions for 997 yards and 14 TDs, while rushing for 1,495 yards and 12 TDs during his career ... earned all-district honors in basketball as a point guard and was the district's Freshman of the Year ... a member of *Dave Campbell's Texas Football* Top 300 and tabbed as one of the top 25 wide receivers ... served on the student council and was a member of the National Technical Honor Society and the National Society of High School Scholars.

### Personal


Malcolm Alexander Hill ... born Nov. 11, 1992 in Plano ... son of Bobby Hill, Jr. and Sandra Hill ... has two brothers and one sister ... has yet to declare a major ... has not declared a major (Social Sciences Division) ... Lovett College.

### MALCOLM HILL CAREER STATISTICS

YEAR	UT	AT	TOT	TFL	SACK	FF	FR	PBU	INT
2011	6	3	9	0/0	0/0	-	-	1	1/0
<b>TOTAL</b>	<b>6</b>	<b>3</b>	<b>9</b>	<b>0/0</b>	<b>0/0</b>	<b>-</b>	<b>-</b>	<b>1</b>	<b>1/0</b>

### Single Game Highs

Tackles - 4 at Northwestern (N 12, 2011)  
Solo Tackles - 3 vs Tulsa (O 22, 2011)  
Pass Breakups - 1 at Houston (O 27, 2011)  
Interceptions - 1 vs Memphis (O 8, 2011)

**79****Jon HODDE****OL, 6-7, 305, Junior****Burton, Texas (Burton HS)****Rice**

Picked up the momentum gained from his starting experience in 2011 with a solid spring to take control of the left tackle spot.

**2011**

Made his starting debut vs. Marshall and started four straight before missing the last three with an injury.

**2010**

Missed the season after an injury.

**2009**

Redshirted first year in the Rice program.

**Burton High School**

All-State selection as a senior for Coach Clinton Smith at Burton ... led the Panthers to a 9-3 record as well as the team's first district and area titles in school history ... two-time, All-District 27-1A selection ... also earned third-team all-state honors in baseball as a sophomore and was a two-time, second-team all-district pick in basketball ... cousin of former Rice pitcher Lucas Luetge ... class treasurer, member of the Beta Club and an FFA Advisor.

**Personal**

Jon Wilton Hodde ... born June 2, 1990 in Brenham ... son of Jodell and Charles Hodde, Burton ... two brothers ... Sociology major ... Lovett College.

**85****Mario HULL****WR, 6-1, 205, Sophomore****Altair, Texas (Rice Consolidated HS)****Rice**

Hopes for a breakout sophomore season put on hold as a pre-camp in jury will likely cause him to miss the 2012 season.

**2011**

Sporting News Freshman All America as a punt returner...Earned C-USA All-Freshman honors from league coaches and Rivals.com as a punt returner... Fourth in C-USA and 21st in the nation with a 10.2 yard average on 16 punt returns despite not assuming the role until the midpoint of the season... Added punt returns to his responsibilities vs. Memphis and responded by tying a school record with eight returns for 121 yards. Horton Nesrta also had set the mark with eight returns against UCLA in 1952... The Owls' record for punt return yardage is 142 by Rex Proctor in 1949 vs. New Mexico... Led the team with six catches for 51 yards at Southern Miss... Fourth on the team with 17 catches and 181 yards receiving.

## 2010

Redshirted first year in the Rice program.

### Rice Consolidated High School

First-team 2A All-State by the Associated Press and District 26-2A MVP as a senior for coach Brad Dumont at Rice Consolidated High School ... finished his senior year with 44 catches for 1,077 yards and 11 touchdowns ... returned two kickoffs and one punt for a touchdown ... three-time all-district performer ... teamed as a sophomore with Owls' transfer QB Taylor Cook in 2007 to lead the Raiders to the 2A state semifinals, and returned there again as a junior ... Rice Consolidated was 38-5 over his three seasons ... all-district selection in basketball in 2008 and also competed in baseball, track and golf ... active in FCA.

### Personal

Mario Alberto Hull, Jr. ... born Aug. 29, 1992 in San Diego, Calif. ... son of Prisca Cantu and Mario Hull, Sr. ... four brothers ... Kinesiology major .... Sid Richardson College.

### MARIO HULL CAREER STATISTICS

YEAR	Receiving				Rushing			
	NO	YDS	TD	LG	NO	YDS	TD	LG
2011	17	181	0	27	1	-11	0	-
<b>TOTAL</b>	<b>17</b>	<b>181</b>	<b>0</b>	<b>27</b>	<b>1</b>	<b>-11</b>	<b>0</b>	<b>-</b>

YEAR	Punt Returns				Kickoff Returns			
	NO	YDS	TD	LG	NO	YDS	TD	LG
2011	16	163	0	28	3	74	0	39
<b>TOTAL</b>	<b>16</b>	<b>163</b>	<b>0</b>	<b>28</b>	<b>3</b>	<b>74</b>	<b>0</b>	<b>39</b>

#### Single Game Highs

Pass Receptions - 6 at Southern Miss (O 1, 2011)

Passing Yards - 51 at Southern Miss (O 1, 2011)

Punt Returns - 8 vs Memphis (O 8, 2011)

Punt Return Yards - 121 vs Memphis (O 8, 2011)

Kickoff Returns - 3 at Houston (O 27, 2011)

Kickoff Return Yards - 74 at Houston (O 27, 2011)



# 31

## Broderick JACKSON

RB, 5-10, 205, Junior

Kirbyville, Texas (Kirbyville HS)

### Rice

A 2009 recruit who transferred after a redshirt freshman year and chose to re-enroll in January of 2012.

### Tyler Junior College

Played defensive back at Tyler JC... Was credited with 61 tackles, including three for loss, broke up one pass and intercepted a second.

### 2009

Redshirt at Rice.

### Kirbyville High School

All-State selection as a senior for Coach Jack Alvarez at Kirbyville while leading the 13-1 Wildcats to a berth in the 2A Division 1 title game vs. Muleshoe... Wildcats were ranked #1 in the state during the season ... Finalist for the Willie Ray Smith Award, presented to the top offensive and defensive players of the year in the Golden Triangle ... Finished the year with 69 tackles and a pair of interceptions ... All-District 22-2A on

both offense and defense as a junior ... Regional qualifier on the Wildcats 4x100 and 4x200 relays as a junior... also a regional qualifier in powerlifting... Named Mr. KHS and is President of the school's chapter of FCA .

### Personal

Broderick Jamal Jackson... born Nov. 28, 1989 at Jasper, Texas... son of Keith Barnett and Sara Jackson, Kirbyville... (one brother)... Sport Management major ... Baker College.



# 6

## Driphus JACKSON

QB, 6-0, 200, Freshman

Cedar Hill, Texas (Cedar Hill HS)

### Rice

Exciting dual-threat quarterback who comes into fall camp in the second spot on the depth chart after redshirting in 2011.

### Cedar Hill High School

MVP of District 5-5A for coach Joey McGuire ... a teammate of fellow 2011 Rice signee Lovett Gibson ... earned a berth in the US Army All America All-Star Game after being named the winner of "The Ride," a reality television show that selected the top "under the radar" prep quarterback ... threw for over 2,900 yards and 30 TDs as a senior ... added over 600 yards on the ground ... three-year starter for the Longhorns ... a member of *Dave Campbell's Texas Football* Top 300 and tabbed as one of the top 25 quarterbacks ... honorable mention Academic All-State selection.

### Personal

Driphus Jackson ... born Sept. 6, 1992 in Dallas ... son of Marlo and Timothy Jackson ... has two brothers and two sisters ... has not declared a major (Social Sciences Division) ... Wiess College.



# 36

## Fred JACKSON

DB, 5-10, 190, Freshman

Houston, Texas (Eisenhower HS)

### Rice

Speedy defensive back who looks to crack into the cornerback rotation.

### 2011

Signed his letter of intent in Feb. 2010, but delayed his enrollment until Jan. 2011... participated in spring drills and then redshirted last fall.

### Eisenhower High School

All District 19-5A for coach Ray Evans at Eisenhower... Second on the team in tackles and third in the district in interceptions... Eagles reached the third round of the state playoffs in both his junior and senior seasons and posted a 28-8 record over that stretch... Named team captain... Ranked by Rivals.com as the 53rd best safety... Participated in the 2010 Bayou City Classic Blue Chip All Star Game where he recorded seven

tackles and a fumble recovery... Won National Junior Olympic titles in the 400 meters and as a member of sprint medley relays... Ranked in the top 5% of his class... Second team Academic All State... Member of the National Honor Society, Technology Student Association, National Junior Black Engineering Society and the student council.

### Personal

Frederick Jerard Hamilton Jackson... born Jan. 5, 1992 at Houston... son of Gerard and Danielle Jackson, Houston... father ran track at Albany State... two uncles played college football... Will Perry played at Kent State and Tony Jones at Texas A&M.... Jones was signed as a free agent by the Washinton Redskins but was injured in training camp... Martell College.



# 70

## Bobby JANISCH

OL, 6-5, 310, Junior

Houston, Texas (Jersey Village HS)

### Rice

Veteran reserve who opens camp as the back up to Jon Hodde at left tackle.

### 2011

Reserve.

### 2010

Reserve on the Owls' squad while recuperating from an injury on the final day of spring practice.

### 2009

Redshirted in his first season.

## Jersey Village High School

Two-time, All-District 15-5A performance for Coach David Snokhous at Jersey Village ... One of two Falcons to sign with Rice (Trey Briggs is the other) ... a member of *Dave Campbell's Texas Football* Hot 300 ... threw the shot and discus in track.

## Personal

Robert Ian Janisch ... born Sept. 9, 1990 in Houston ... son of Bob and Janet Janisch, Houston ... Sport Management major ... Jones College.



# 45

## Trevor JONES

TE, 6-5, 255, Sophomore

Prosper, Texas (Prosper HS)

## Rice

Walkon who worked his way up the depth chart in his second season with the Owls.

## 2011

Made his debut on special teams vs. Houston.

## 2010

Redshirted in his first season on campus.

## Prosper High School

Second-team All-District 9-3A selection as a senior for coach Kent Scott ... led the Eagles to a regional title as a senior ... also played baseball

... earned Academic All-State as well as Academic All-District honors ... member of the National Honor Society.

## Personal

Trevor Daniel Jones ... born Nov. 8, 1991 in Plano ... son of Daniel and Donna Jones ... father played football at Texas A&M Commerce ... Political Science major ... Baker College.

**59****Bobby KIESEWETTER****DL, 6-1, 270, Junior****Katy, Texas (Cinco Ranch HS)****Rice**

Reserve on the defensive line who will look to battle for depth chart advancement.

**2011**

Reserve.

**2010**

Reserve.

**2009**

Redshirt.

**Cinco Ranch High School**

Unanimous All-District 17-5A as a senior for Donald Clayton at Katy Cinco Ranch HS... Joins with teammate Tanner Leland as a walk-on this fall... Finished the year with 49 tackles, three sacks, four forced fumbles and 17 quarterback pressures as the Cougars reached the regional semifinals... Team captain... Second-team Academic All-State honoree... Member of the National Honor Society, the Math Club and FBLA.

**Personal**

Clayton Kieseewetter... born Sept. 4, 1990 at Ft. Worth... son of Mary and Chip Kieseewetter, Katy... (one sister)... Mathematical Economic Analysis major... Brown College.

**96****Dylan KLARE****DE, 6-2, 270, Junior****Refugio, Texas (Refugio HS)****Rice**

Productive reserve at defensive end who will redshirt in 2012 after sustaining a shoulder injury in the spring.

**2011**

Credited with 19 tackles while seeing considerable playing time all season... Credited with a pair of tackles at Northwestern... Made his first career start at Southern Miss... Matched his career high with five tackles at Baylor... Picked up three tackles, including one for a loss in the home opener against Purdue... Credited with one tackle and also recovered a fumble in the opener at Texas.

**2010**

Made an immediate transition to the college game as a true freshman ... credited with a career-best five tackles at Tulsa ... picked up a pair of tackles at UCF ... played in all 12 games as a reserve on the defensive line ... credited with his first career tackle, good for a two-yard loss vs. Baylor.

## Refugio High School

Four-time All-District 30-2A selection for coach Jason Herring at Refugio ... two-time honorable mention all-state honoree ... ranked by *Dave Campbell's Texas Football* as one of the top 20 defensive linemen in Texas and a member of its Top 300 ... District 30-2A MVP as a junior, defensive MVP as a senior ... three-year team captain ... Bobcats were 51-5 in his career, reaching the regional finals all four years, the quarterfinals twice and the state semifinals as a senior ... state power lifting champion in 2009 ... first-team academic all-state ... member of the National Honor Society and class Valedictorian ... member of Refugio's computer science team that finished second at the state competition.

## Personal

Dylan Wade Klare ... born March 23, 1992 in New Braunfels ... son of Wade and Judy Klare ... one brother, one sister ... Civil Engineering major ... Will Rice College.

### DYLAN KLAKE CAREER STATISTICS

YEAR	UT	AT	TOT	TFL	SACK	FF	FR	PBU	INT
2010	8	2	10	1/2	1/2	-	-	-	-
2011	17	2	19	1/1	-	-	1	-	-
<b>TOTAL</b>	<b>8</b>	<b>2</b>	<b>10</b>	<b>1/2</b>	<b>1/2</b>	<b>-</b>	<b>-</b>	<b>-</b>	<b>-</b>

### Single Game Highs

Tackles - 5 at Tulsa (N 6, 2010)

Solo Tackles - 4 at Baylor (S 24, 2011)

Tackles for Loss - 1 vs Baylor (S 25, 2010); 1 vs Purdue (S 10, 2011)

Sacks - 1 vs Baylor (S 25, 2010)



# 84

## Klein KUBIAK

WR, 6-1, 195, Junior

Houston, Texas (Strake Jesuit HS)

## Rice

Sure-handed receiver and holder on placements who will look to further expand his role... Rice's nominee for the AFCA Good Works Team.

## 2011

Took over holding duties on placements and showed great hands to tee up errant snaps to aid Chris Boswell's school-record tying 17 field goals... Caught four passes on the season... Grabbed a career-best, 25-yard reception to set up a field goal in the Owls' 41-37 Homecoming win over UTEP

## 2010

Solid receiver who worked his way up the depth chart in the spring of his rookie season and in fall camp to emerge in the receiving rotation when the season began ... made his first career start against ECU late in the year ... matched his career-high with four catches for 32 yards against UTEP ... led the Owls with a career-best 57 yards on four catches against SMU ... grabbed three passes for 35 yards vs. Baylor ... picked

up his first career catch, a nine-yard reception against Northwestern ... made his collegiate debut against Texas on the same field (Reliant Stadium) where his father, Gary, is the head coach of the Houston Texans ... also saw action as a reserve against North Texas.

## Strake Jesuit High School

All-District 18-5A selection for Coach Ron Counter in 2008 as the Crusaders won the district with a 9-2 record ... squad advanced to the second round of the playoffs ... also played baseball at Strake, earning all district honors as a senior designated hitter.

## Personal

Klein Ashton Kubiak ... born July 1, 1991 in Houston ... son of Gary and Rhonda Kubiak ... father is the head coach of the Houston Texans and his uncle (David Pierce) is a former assistant coach for the Rice baseball team and the current head coach at Sam Houston State ...Both older brothers played football at Colorado State... Klint was a defensive back who completed his eligibility in 2009 and worked as a graduate assistant coach at Texas A&M in 2010 and Klay, a quarterback who missed the most of the 2010 season after an injury and elected to graduate on the spring of 2011... Sport Management major ... Martel College.


## KLEIN KUBIAK CAREER STATISTICS

YEAR	REC	YDS	TD	LG
2010	13	143	0	21
2011	4	35	0	25
<b>TOTAL</b>	<b>17</b>	<b>178</b>	<b>0</b>	<b>25</b>

### Single Game Highs

Receptions - 4 vs SMU (O 2, 2010), 4 at UTEP (O 9, 2010)

Receiving Yards - 57 vs SMU (O 2, 2010)



# 42

## Michael KUTZLER

LB, 6-0, 205, Junior

Ft. Worth, Texas (Trinity Valley School)

### Rice

Solid performer on special teams who moved into the two-deep at SLB heading into fall camp.

### 2011

Missed the final three games with an injury... Returned a fumble kickoff return 17 yards for a touchdown at Southern Miss... Return was one of four by the Owls on the year to lead the nation... Was his first career fumble recovery and touchdown... Saw action both on special teams and at linebacker in the opener at Texas... Credited with his first career tackle at Baylor... Picked up his second tackle vs. Memphis, his third vs. Tulsa and his fourth at Houston.

### 2010

Redshirt walkon who moved into a role on special teams and saw action in the last six games of his freshman year on the kickoff return team ... made his debut against Houston.

**2009** Redshirted first year in the Rice program.

### Trinity Valley School

Two-time SPC (Southwest Preparatory Conference) Defensive Player of the Year (selected by the *Ft. Worth Star Telegram*) at Trinity Valley School for coach Aaron Mattox ... SPC MVP as a senior ... credited with 356 tackles during career, including 56 for loss, 31 hurries, 24 sacks, 15 forced fumbles and five fumble recoveries ... Trojans were SPC Division II runner-up junior and senior years ... also competed in track ... a member of the National Honor Society and president of the senior class as a senior.

### Personal

Michael Andrew Kutzler ... born Feb. 12, 1991 in Houston ... son of Dan and Bea Kutzler, Ft. Worth ... one brother, one sister ... cousin (Eric Gadzinski) played football at Army from 1999-2000 ... Political Science major ... Jones College.

## MICHAEL KUTZLER CAREER STATISTICS

YEAR	UT	AT	TOT	TFL	SACK	FF	FR	PBU	INT
2010	-	-	-	-	-	-	-	-	-
2011	3	1	4	-	-	-	1/17	-	-
<b>TOTAL</b>	<b>3</b>	<b>1</b>	<b>4</b>	<b>-</b>	<b>-</b>	<b>-</b>	<b>1/17</b>	<b>-</b>	<b>-</b>

### Single Game Highs

Tackles - 1 at Baylor (S 24, 2011), 1 vs Memphis (O 8, 2011),

1 vs Tulsa (O 22, 2011), 1 at Houston (O 27, 2011)

Solo Tackles - 1 (3 times) last at at Houston (O 27, 2011)

Fumble Recoveries - 1 at Southern Miss (O 1, 2011)

**33****Austin LAUDENSLAGER**

SAF, 6-0, 195, Freshman

McKinney, Texas (North HS)

**Rice**

Walk-on safety who looks to move up the depth chart in his second year with the Owl... redshirted first season with the Owls.

**North High School**

2011 graduate of McKinney High School... First-team All-District 10-4A selection for coach Mike Fecci as both a junior and senior as both a safety and punter... Totaled 99 career tackles, broke up 24 passes and had four interceptions... Had the game-winning interception as a senior against cross-town rivals McKinney as a senior... First team Academic All State... Member of the National Honor Society and active in FCA... Served on the Athletic Advisory Council.

**Personal**

Austin Todd Laudenslager... born Nov. 3, 1992 at Nashville, Tenn. ... son of Andy and Sheryl Laudenslager (two brothers)... father played football at Willamette University... grandfather (Gayle Laudenslager, 1962-64) and great uncle (Don Laudenslager, 1956-60) played football at Oregon ... Hanszen College.

**94****Miles LEE**

DE, 6-4, 250, Freshman

East Bernard, Texas (East Bernard HS)

**Rice**

Talented defensive end prospect who will look to move up the depth chart... redshirted in 2011.

**East Bernard High School**

First-team all-district and all-area as a senior tight end and defensive end for coach Jerry Long at East Bernard ... honorable mention all-state also as senior ... second-team all-district as both a sophomore and a junior ... Newcomer of the Year sophomore season as well ... also participated in powerlifting and track in high school ... placed fifth at the state powerlifting championships senior year ... was second at the regional championship ... was a regional qualifier sophomore year ... four-year participant in track.

**Personal**

Miles Lee ... born March 9, 1993 in Dallas ... son of Jeffrey Lee and Karen Lee ... has three brothers and a sister ... has not declared a major (Engineering Division) ... Jones College.

**13****Tanner LELAND**

DE, 6-2, 240, Junior

Katy, Texas (Cinco Ranch HS)

**Rice**

Valuable former walk-on who became a starter as a sophomore before making the move to defensive end heading into fall camp.

**2011**

Credited with three assists vs. UTEP ... Matched his career-high with eight tackles vs. Tulsa, while also being credited with his first career PBU and fumble recovery.... Set his career high with eight tackles at Marshall in his second straight start.... Earned his first career start vs. Memphis and was credited with seven tackles... Credited with a three tackles in the opener at Texas and matched it the following week vs. Purdue.

**2010**

Redshirt freshman walkon who battled back from an injury in fall training camp to become a productive member of the kickoff coverage squad ... tied for second with eight tackles on kickoff coverage, despite only playing in the last seven games ... made tackles in each of the last five games, including a pair in each of the last three ... completed his re-

covery from a training-camp injury to make his debut on special teams vs. UTEP ... credited with his first tackle on kickoff coverage against UCF.

## 2009

Redshirted first year at Rice ... earned C-USA Commissioner's Academic Medal for his efforts in the classroom.

## Cinco Ranch High School

Unanimous All-District 17-5A selection as well as the all-purpose defensive MVP as a senior for Donald Clayton at Katy Cinco Ranch HS ... finished the year with 64 tackles, two fumble recoveries, four interceptions and nine pass breakups as the Cougars reached the regional semifinals ... second-team academic all-state honoree ... member of the National Honor Society and PALS (Peer Assistance Leadership).

## Personal

Tanner Temple Leland ... born Feb. 22, 1991 in El Paso ... son of Mark and Simone Leland, Katy ... three brothers ... Mathematical Economic Analysis major ... Brown College.

### TANNER LELAND CAREER STATISTICS

YEAR	UT	AT	TOT	TFL	SACK	FF	FR	PBU	INT
2010	4	4	8	-	-	-	-	-	-
2011	25	18	43	-	-	-	1	2	-
<b>TOTAL</b>	<b>29</b>	<b>22</b>	<b>51</b>	<b>-</b>	<b>-</b>	<b>-</b>	<b>1</b>	<b>2</b>	<b>-</b>

## Single Game Highs

Tackles - 8 at Marshall (O 15, 2011), 8 vs Tulsa (O 22, 2011)

Solo Tackles - 7 vs Tulsa (O 22, 2011)

Fumble Recoveries - 1 vs Tulsa (O 22, 2011)

Pass Breakups - 1 vs Tulsa (O 22, 2011), 1 at Houston (O 27, 2011)



# 41

## Alex LYONS

LB, 6-0, 205, Freshman

DeSoto, Texas (DeSoto HS)

## Rice

Standout linebacker prospect who could fill several roles this fall.

## DeSoto High School

All-District 11-5A selection as a senior for coach Claude Mathis at DeSoto HS.... Finished his career with 430 career tackles, 35 TFL, five sacks, 14 pass breakups, nine forced fumbles, five fumbles recovered and three interceptions... Ranked 78th in ESPN's Texas 150... Third-team preseason Super State selection by Dave Campbell's Texas Football and also a member of their Hot 300... National Honor Society... Spanish National Honor Society... Class officer as a junior... Texas ACT Council Award winner.

## Personal

Alexander Rashad Lyons Born: February 20, 1994 at Dallas ... Son of Sharonda Lyons and Danny Lyons , DeSoto... McMurry College.



# 88

## Vance McDONALD

TE, 6-5, 255, Senior

Winnie, Texas (East Chambers HS)

### Rice

Heads into his senior year looking to make significant impact on the Rice career receiving charts. Owls leading receiver in 2011 with 43 catches for 532 yards in 2011 and their active career leader with 83 grabs for 1,046 yards.

### 2011

Topped 1,000 career receiving yards with four catches for 48 yards at SMU... Shattered his previous career-bests with a monster effort in the Owls Homecoming win over UTEP... Caught eight passes for 157 yards and a touchdown... TD was the 13th of his career, moving him into a tie for 6th on the Rice career chart... Matched his career-long reception with a 49-yard scoring play at Marshall... Led the team with a season-high six catches and two TD receptions at Baylor... Held to one catch vs. Tulsa, breaking a streak of 10 games with at least three catches... Has had at least three catches in the last 15 of his last 19 games over the last two seasons... Tied for the team lead with four catches for 25 yards in the opener at Texas.

### 2010

Named the Owls' top receiver after claiming the George R. Brown Award for receivers ... earned honorable mention All-Conference USA honors from league coaches ... for the year caught 28 passes for 396 yards and eight touchdowns ... over the last three games of the season, caught five touchdown passes to give him eight, the sixth-best season total in school history ... caught 14 passes for 223 yards and rushed the ball three times for 19 more yards over the final three games of 2010 ... became the sixth Owl to catch at least three touchdown passes in the same game when he snared three TD grabs at Tulane ... finished the day in the Louisiana Superdome with five catches for a career-best 103 yards ... first Owl to top 100 yards in receiving since Toren Dixon vs. Tulane in 2009 ... led the team with three catches at Tulsa, including a career-long of 49 yards ... matched his career high with six catches against Houston, including the game-winning TD (13 yards from Nick Fanuzzi with less than five minutes left in the game) ... caught his first two career touchdown passes at UTEP ... returned to action vs. SMU after missing two games with an injury sustained at North Texas ... made his second career start in the opener against Texas ... caught one pass for four yards against the Longhorns in a game played in Reliant Stadium.

### 2009

Earned C-USA All-Freshman honors after catching 12 passes in his first season ... caught a pair of passes for 35 yards at SMU, including a career-best 27 yarder ... missed two games due to an injury sustained vs. Tulsa, but returned to action with a catch against UCF ... made his first start vs. Vanderbilt ... caught a career-best six passes for 50 yards at Oklahoma

State ... picked up his first two career receptions at Texas Tech ... made his debut in the opener at UAB and partially blocked a punt on the first series of the season.

### East Chambers High School

2008 graduate of East Chambers High School ... three-year letterman for coach Tony Valastro ... earned All-District 24-2A honors as both a tight end and defensive end senior year ... East Chambers won district titles in both his junior and senior year ... also competed in basketball and track ... district defensive MVP and second-team, all-district as a senior center for prep basketball team ... qualified for regionals in track for three seasons ... competed in the long jump, triple jump and anchored East Chambers' sprint relay teams ... a member of the National Honor Society and served as organization's Treasurer ... senior class vice president and president of the student council ... ranked fifth in his graduation class.

## Personal

Vance Coman McDonald ... born June 13, 1990 in Beaumont ... son of Bret and Beverly McDonald ... father played linebacker at Texas ... one brother, one sister ... Kinesiology major ... Lovett College.

### VANCE McDONALD CAREER STATISTICS

YEAR	REC	YDS	TD	LG
2009	12	118	0	27
2010	28	396	8	49
2011	43	532	5	49
<b>TOTAL</b>	<b>83</b>	<b>1046</b>	<b>13</b>	<b>49</b>

#### Single Game Highs

Receptions - 8 vs UTEP (N 5, 2011)

Receiving Yards - 157 vs UTEP (N 5, 2011)



# 43

## Tabari McGASKEY

LB, 6-0, 205, Freshman

Dallas, Texas (Lincoln HS)

## Rice

Explosive linebacker recruit who will add depth to the Owls defensive effort.

## Lincoln High School

All-District 12-4A selection as a senior for coach James Agenti at Dallas Lincoln HS... Totaled 83 tackles—including five sacks, forced five fumbles, recovered three fumbles, intercepted one pass and scored a pair of defensive touchdowns as a senior... Academic All State... National Honor Society... Quill and Scroll... Ranked eighth in his graduating class.

## Personal

Tabari McGaskey Turner Born: July 23, 1994 at Fresno, California ... Son of Meco Robinson and Reginald Turner (one brother)... McMurtry College.



# 2

## Sam McGUFFIE

WR, 5-11, 200, Senior  
Cypress, Texas (Cy-Fair HS)

### Rice

Spent the spring working as a wide receiver and looks to contribute from a variety of formations in his senior season.

### 2011

Missed the last five games with an injury... Limited in the first five games with an injury, then led the Owls with 70 yards rushing and a touchdown at Marshall... Injured his ankle the following week vs. Tulane and did not play in the final five games... Totaled 48 yards rushing against Purdue and caught pair of passes, including the eventual game-winner for 19 yards from Taylor McHargue... Limited to one carry in the opener at Texas... Also completed his first career pass, a 15-yard completion to Vance McDonald... Entered the season as a solid honors candidate and was on the Doak Walker Award Watch List. **Indoor Track:** Finished third in the Heptathlon at the C-USA Indoor Championships despite not clearing a bar in the pole vault... Scored 4,615 points thanks to running the 60 in 6.94, long jumping 23-2, throwing the shot 41-2 1/2, high jumping 6-6 1/4. and running the hurdles in 9.15... hit several hurdles and injured

his leg which led to his failure to clear a height in pole vault.... Moved back into 3rd by running the 1,000 meters in 2:52.83... posted the best heptathlon results in the 60, long jump and high jump.

### 2010

Touted running back led the Owls in rushing and receiving after transferring home to Houston from Michigan... earned second-team All-Conference accolades from *Phil Steele* and honorable mention honors from the league's coaches... won the George R. Brown Award for running backs as the Owls top ball carrier... first Owl to lead the team in rushing and receptions since Lorenzo Cyphers in 1987... finished third in C-USA and 65<sup>th</sup> in the country with 73.6 yards per game rushing... 10<sup>th</sup> in C-USA and 85<sup>th</sup> nationally in all-purpose yards... finished with 883 yards rushing and 384 receiving yards, one of only three running backs in the country to rush for at least 880 yards and also have 380 receiving yards or better... topped 100 yards rushing for the second time during the year, finishing with 114 yards on 15 carries vs. ECU... caught three passes for 83 yards (including a 64-yard touchdown catch), to finish with a career-high 197 all-purpose yards against the Pirates... touchdown catch against ECU was his second of the season better than 50 yards... the 64-yard reception was not only a career long, it was the longest by an Owl running back since Quinton Smith had an 80-yard TD reception vs. Houston in 2006... over the last nine games rushed for 788 yards, compared with 95 yards in the first three games of the season... led the team with 39 catches, a career best and the most by an Owl running back since Quinton Smith caught 40 in 2006... rushed for a career-high 178 yards on 28 carries (also a career best) at Tulsa... included in his total was a 50-yard run, another

career best ... yardage total was the most by an Owl since Quinton Smith ran for 183 at UCF in 2006... rushed for 96 yards on 20 carries and added five catches for 45 yards against SMU... matched his season and game career bests with seven catches vs. Baylor... rushed for 64 yards and scored his first rushing touchdown for Rice against the Bears... also had a career-high seven catches vs. Northwestern... caught a 51-yard touchdown pass from Taylor McHargue on the first play of the game vs. North Texas... also picked up a blocked punt and returned it 10 yards against UNT to finish the day with 199 all-purpose yards... started against Texas in the opener at Reliant Stadium and rushed for 47 yards.

### 2009

Competed in track for the Owls in the spring ... at the C-USA Indoor Championships, finished fifth in the long jump (23-2), sixth in the high jump (6-2) and qualified second in the 60 meters (6.82) ... at the conference outdoor championships, finished second in the long jump (24-8 ¼) and eighth in the 100 meters, qualifying with a time of 10.7.

### 2008 (Michigan)

Lettered while playing in 10 games and starting six contests at super-back ... team's second-leading rusher and third-leading receiver ... carried the ball 118 times for 486 yards and three touchdowns ... caught 19 passes for 175 yards and one TD ... made career debut as starting superback vs. Utah (Aug. 30), compiling eight yards on eight carries and one touchdown ... scored first collegiate touchdown on a three-yard run with 6:26 left in the fourth quarter against the Utes ... rushed for a team-high 74 yards on 17 carries and grabbed three receptions for 32 yards vs.

Miami (Sept. 6) ... became first player to gain over 100 all-purpose yards with 106 in the Miami (Ohio) game ... gained a career-high 131 yards rushing on 25 carries at Notre Dame (Sept. 13), his first career 100-yard rushing effort ... grabbed four receptions for 47 yards against the Irish ... scored first career receiving touchdown on a 40-yard catch and run against ND ... had 15 carries for 36 yards and scored one TD vs. Wisconsin (Sept. 27) ... scored eventual game-winning touchdown on a three-yard run with 3:03 left in the fourth quarter against the Badgers ... rushed 19 times for 70 yards and scored one touchdown vs. Illinois (Oct. 4) ... scored on a four-yard run on U-M's second drive against the Fighting Illini ... rushed a career-high 25 times for 105 yards vs. Toledo (Oct. 11) ... led the team with five catches for 44 yards against the Rockets ... gained 36 yards on four carries and made one reception at Penn State (Oct. 18) ... made career debut as kick returner against the Nittany Lions, returning four kicks for 94 yards, including a 35-yard long ... rushed twice for 10 yards and had a 20-yard kick return vs. Michigan State (Oct. 25) ... left game midway through the first quarter against the Spartans due to injury ... missed Purdue (Nov. 1) game due to injury suffered against Michigan State ... carried three times for 16 yards and grabbed a 39-yard reception at Minnesota (Nov. 8) ... did not see game action vs. Northwestern (Nov. 15) ... had a 13-yard kickoff return prior to leaving the game with an injury at Ohio State (Nov. 22).

## Cy-Fair High School

Attended Cy-Fair High School, graduating in 2008 ... coached by Ed Pustejovsky ... tallied 699 career carries for 5,847 yards and 83 touchdowns ... carried the ball 205 times for 1,711 yards and scored 23 touchdowns during injury-shortened senior season ... rushed for 3,121 yards on 358 carries and scored 44 TDs as a junior ... carried the ball 115 times for 853 yards and scored 11 touchdowns sophomore season ... 2007 All-USA second team by the *USA Today* ... EA Sports All-America third team ... PrepStar All-American and the publication's 93<sup>rd</sup>-best player nationally ... played in U.S. Army All-American Bowl ... four-star prospect, the nation's No. 10 all-purpose back and the 38<sup>th</sup>-best player in the state of Texas according to Rivals.com ... rated fifth-best home run back in the country by Rivals.com ... four-star recruit and the nation's No. 7 running back according to Scout.com ... tabbed as the No. 29 player in the country and named a first-team All-American as a utility player by Tom Lemming ... unanimous first-team all-district selection as a senior ... named Associated Press All-State 5A at running back junior year ... produced a SPARQ score of 104.8 at the 2006 Houston NIKE Combine.

## Personal

Samuel Terrence McGuffie ... born Oct. 16, 1989 ... son of Terrie McGuffie and Victoria McGuffie, Houston ... one brother, one sister ... Sociology major ... Baker College.

## SAM MCGUFFIE CAREER STATISTICS

YEAR	RUSH	Rushing			REC	Receiving		
		YDS	TD	LG		YDS	TD	LG
2008#	118	486	3	29	19	175	1	40
2010	197	883	6	50	39	384	3	64
2011	38	158	1	23	9	72	1	23
<b>TOTAL</b>	<b>353</b>	<b>1527</b>	<b>10</b>	<b>50</b>	<b>67</b>	<b>631</b>	<b>5</b>	<b>64</b>

### #University of Michigan

#### Single Game Highs

Rushing Attempts - 28 at Tulsa (N 6, 2010)

Rushing Yards - 178 at Tulsa (N 6, 2010)

Receptions - 7 vs Northwestern (S 18, 2010), 7 vs Baylor (S 25, 2010)

Receiving Yards - 91 at North Texas (S 11, 2010)

All Purpose Yards - 197 (114 rushing, 83 receiving) vs ECU (N 20, 2010)



16

**Taylor McHARGUE**

QB, 6-1, 210, Junior

Cedar Park, Texas (Vista Ridge HS)

**Rice**

Veteran signal caller who brings 13 career starts into his junior season.

**2011**

Led the Owls with eight touchdown passes and 1,196 yards of total offense in eight games... Completed his season long pass (51 yards to Turner Petersen) and recorded his season-best rush (27 yards) vs. Memphis... Set career-highs for completions (23), attempts (38), passing yards (260) and total offense (304), while matching his best with three TD passes at Baylor... Saw his streak of 133 consecutive attempts without an interception end with a third quarter pick by Ahmad Dixon.

**2010**

Won the starting job after a strong spring and solid fall camp, then endured injuries during the middle of the season ... bounced back with a pair of solid performances in the final two games of the year ... made an impressive return to action against ECU, establishing career-bests by hitting on 11-of-15 passes for 220 yards and three touchdowns while rushing 13 times for 93

yards and one touchdown ... connected with Sam McGuffie on a 64-yard scoring pass, the longest scoring play through the air for Rice during the year ... with the starting nod against Texas in the opener, became the first freshman at Rice to make his collegiate debut as the starting quarterback since Jeremy Hurd against Houston in 2000 ... against Texas, led the Owls on a 16-play drive his first series, ending with a field goal that gave the Owls a 3-0 lead ... against the Longhorns, threw a 47-yard touchdown pass to Randy Kitchens for his first career scoring toss ... connected with Sam McGuffie on a 51-yard touchdown pass on the game's first play at North Texas ... missed two full games due to an injury sustained against North Texas ... returned to action against SMU after missing a pair of games, but was injured again and did not return until late in the season.

**2009**

Redshirted first season in the program ... completed 8-of-11 passes for 126 yards and three touchdowns in the Blue-Gray Spring Game.

**Vista Ridge High School**

Second-team All-District 16-5A selection as a senior for Coach Bill Wilder ... team captain as a senior ... ran for 1,606 yards and 16 touchdowns and threw for 2,040 yards and 17 scores ... ran a leg on Vista Ridge's 4x200 relay team that won the district title ... academic all-district selection.

**Personal**

Joseph Taylor McHargue ... born March 22, 1991 in Austin ... son of Mark and Sheila McHargue, Cedar Park ... one brother ... cousin Cory Bosley pitched for Oral Roberts ... Sport Management major ... McMurtry College.

**TAYLOR McHARGUE CAREER STATISTICS**

YEAR	Passing						Rushing			
	CMP	ATT	INT	YDS	TD	LG	RUSH	YDS	TD	LG
2010	33	58	1	491	6	64	46	151	1	30
2011	100	174	5	1072	8	51	82	124	0	27
<b>TOTAL</b>	<b>133</b>	<b>232</b>	<b>6</b>	<b>1563</b>	<b>14</b>	<b>64</b>	<b>128</b>	<b>275</b>	<b>1</b>	<b>30</b>

**Single Game Highs**

Pass Completions - 23 at Baylor (S 24, 2011)  
 Pass Attempts - 38 at Baylor (S 24, 2011)  
 Passing Yards - 260 at Baylor (S 24, 2011)  
 Passing Touchdowns - 3 vs ECU (N 20, 2010), 3 at Baylor (S 24, 2011)  
 Rushing Attempts - 17 at Marshall (O 15, 2011)  
 Rushing Yards - 93 vs ECU (N 20, 2010)  
 Rushing Touchdowns - 1 vs ECU (N 20, 2010)



# 86

Reid MITCHELL

TE, 6-2, 225, Freshman

Pflugerville, Texas (Hendrickson HS)

## Rice

Exciting tight end candidate who joins a veteran lineup with the Owls this fall.

## Hendrickson High School

All District 16-4A selection as a senior and a three-year starter for coach Chip Killian at Pflugerville Hendrickson HS... Led team to back-to-back playoff appearances, including a bi-district title as a senior... Tabbed by *Dave Campbell's Texas Football* as the 7th best tight end recruit in their 2011 postseason edition... Three-time academic all district selection... Academic All State as a senior... National Honor Society... Worked as a teacher's assistant and student aide working with autistic students... Ranked in the top 10% of his graduating class.

## Personal

Oscar Reid Mitchell, Jr. Born: June 25, 1994 at Austin ... son of Oscar and Renae Mitchell... Lovett College



# 81

Donte MOORE

WR, 6-0, 180, Junior

Manor, Texas (Manor HS)

## Rice

Enjoyed a productive sophomore campaign as both a receiver and blocker on the edge.

## 2011

Reached the end zone for the first time in his career in the season finale, a 13-yard connection with Nick Fanuzzi to score the Owls' first points of the day vs. SMU... Caught one pass for nine yards vs. Tulane... Returned to action vs. UTEP after missing the previous two games with an injury... Made his 11th career start and seventh straight this year vs. Marshall... Has at least one catch in six of seven games this year... Saw his streak of games with a reception end, but provided the key block on Sam McGuffie's go-ahead touchdown in the third quarter... Caught three passes for 23 yards in the home opener vs. Purdue.

## 2010

Speedster who moved into the receiving rotation as a redshirt freshman ... finished fifth on the team with 16 receptions, 15 of them in a four-

game stretch during the middle of the season ... missed the Houston and UCF games with an injury then battled nagging effects for the rest of the year ... established a career-high with five catches (42 yards) at UTEP ... caught four passes for 34 yards against SMU ... made his first career start against Northwestern and responded with a career-best 66 receiving yards on four catches, including a 32-yarder ... made his debut against Texas and picked up his first career reception. **OTHER RICE SPORTS:** Anchored the Owls' 4x400 relay team which placed second at the C-USA Championships and qualified for the NCAA West Regional.

## 2009

Football redshirt ... ran track for the Owls and qualified for the NCAA West Regional in the 400 meters ... was the last qualifier, but finished 35<sup>th</sup> out of 47 with a time of 47.71 ... finished fourth at the C-USA outdoor with at season-best of 47.50.

## Manor High School

All-District 17-4A selection as an athlete and second-team pick as a wide receiver for coach Eric Carter ... two-time medalist at the state track meet as a senior ... finished second in the 100 (10.63) and came back a short time later to finish third in the 400 meters (47.38) ... also finished fifth in the 200 (21.54) ... ranked in the top 10 percent of his class all four years ... academic all-district selection.

## Personal

Donte Rashad Moore ... born Jan. 8, 1991 in Austin, Texas... son of Beverly Collins and Darrell Moore, Manor ... Sport Management major ... Will Rice College.

### DONTE MOORE CAREER STATISTICS

YEAR	REC	YDS	TD	LG
2010	16	160	0	32
2011	13	109	1	13
<b>TOTAL</b>	<b>29</b>	<b>269</b>	<b>1</b>	<b>32</b>

### Single Game Highs

Receptions - 5 at UTEP (O 9, 2010)

Receiving Yards - 66 vs Northwestern (S 18, 2010)



# 92

## Stuart MOUCHANTAF

DL, 6-4, 295, Sophomore

Katy, Texas (Blinn JC/Cinco Ranch HS)

## Rice

Late addition to the Owls 2012 roster who could make an immediate impact on the defensive line.

## 2011

Played at Blinn JC and credited with 37 tackles (17 solo), five TFL (1 sack) and led the team with a pair of interceptions.

## Cinco Ranch High School

Honorable mention All District 19-5A for coach Don Clayton at Cinco Ranch... Three-year starter for the Cougars... Selected to participate in Cinco's PALS (Peer Assistants and Leadership) program.

## Personal

Stuart Michael Mouchantaf ... born April 25, 1993 at Tulsa, Oklahoma ... son of Jovita Romo, Katy and Nick Mouchantaf, San Diego. .. (three brothers)... Hanszen College.



# 47

## Brian NORDSTROM

DE, 6-2, 225, Freshman

The Woodlands, Texas (The Woodlands HS)

## Rice

Walk-on who looks to move up the depth chart in his second season.

## 2011

Redshirted while earning a spot on the C-USA Commissioner's Honor Roll.

## The Woodlands High School

2011 graduate of The Woodlands High School... First-team, All-District 14-5A selection for coach Mark Schmidt as senior... Credited with 41 tackle, including eight for loss (three sacks) as a senior for the Highlanders... Two-year letterman in football and earned three letters in basketball... Helped lead both teams to district titles as a junior and senior... Earned first team Academic All State honors in football and basketball and graduated third in his senior class.

## Personal

Brian Nordstrom ... born June 14, 1993 at Winfield, Ill. ... son of Lloyd and Leslie Norstrom (one brother, two sisters)... older brother Matt was a four-year letterman in football for the Owls (2008-11)... Hanszen College.



# 57

## Cameron NWOSU

LB, 5-10, 240, Junior

Houston, Texas (Klein Forest HS)

### Rice

Led Owls in tackles and also found the end zone twice during a spectacular debut as a starter in 2012

### 2012

Changed his number to 57 to honor former Owl standout linebacker O.J. Brigance... Named to *Dave Campbell's Texas Football* All Texas College preseason second team.

### 2011

Third-team All C-USA pick by Phil Steele... Honorable mention All C-USA pick by league coaches... Led the team and is sixth in C-USA with 108 tackles this season... First Rice linebacker to top 100 tackles in a season since Brian Raines... Had two of the Owls national-leading four fumble returns for scores... Tied the season finale at SMU with a 21-yard return in the third quarter... Scored his first career touchdown, and the Owls' third defensive score of the year when he returned a Case Keenum fumble

12 yards at Houston... Tied for the team lead with two stops on fourth down... Credited a career-high 16 stops at Marshall... Helped preserve the Owls effort vs. Memphis to not allow a touchdown for the first time since 1995 with a sack and forced fumble at the Rice 15 late in the game... Made a memorable starting debut, with a 12-tackle effort at Texas in the opener... had 10 total tackles as a reserve in 2010... Matched that total at Southern Miss... Credited with nine stops, including one for loss, in the home opener vs. Purdue... Combined on the stop on a goal line stand and added a key stop to force a FG attempt at the end of the game that was blocked... Credited with nine stops at Baylor.

### 2010

As a true freshman moved into an immediate playing role until an injury vs. Tulsa ended his season ... credited with his first career quarterback hurry on the road at UCF ... picked up his first career sack against Northwestern in his collegiate debut, registered three tackles against Texas in the season opener played in Reliant Stadium.

### Klein Forest High School

Second-team Class 5A All-State by the Associated Press under coach Kenny Hammock at Klein Forest ... second-team All-Greater Houston by the *Houston Chronicle* ... named to the *Houston Chronicle's* Houston 100... Defensive Player of the Year in District 13-5A and team MVP as a senior ... three-time, all-district pick ... 113 tackles as a senior and 306 in three seasons at Klein Forest ... played in the 2010 Bayou Bowl and was the game's leading tackler, finishing with 10 stops ... also competed in track, winning

district titles in the shot as a sophomore and junior ... NHS and student council member ... served as an officer in both FCA and DECA.

### Personal

Cameron Amaechi Nwosu ... born May 8, 1992 in Lubbock ... son of Isabel Whitfield-Nwosu, Houston and Linus and Dorothy Nwosu, Levelland ... four brothers ... Sport Management major.. Martel College.

### CAMERON NWOSU CAREER STATISTICS

YEAR	UT	AT	TOT	TFL	SACK	HRY	FR	PBU	INT
2010	7	3	10	1/3	1/3	1	-	-	-
2011	58	50	108	6/21	1/9	3	2/33	1	-
<b>TOTAL</b>	<b>65</b>	<b>53</b>	<b>118</b>	<b>7/24</b>	<b>2/12</b>	<b>4</b>	<b>2/33</b>	<b>1</b>	<b>-</b>

#### Single Game Highs

Tackles - 16 at Marshall (O 15, 2011)

Solo Tackles - 8 vs Memphis (O 8, 2011)

Tackles for Loss - 2 vs Tulsa (O 22, 2011)

Fumble Recoveries - 1 at Houston (O 27, 2011), 1 at SMU (N 26, 2011)

Pass Breakups - 1 at Texas (S 3, 2011)

**Defensive Touchdowns:** 12-yard fumble return @Houston 10/27/11; 21-yard fumble return @SMU 11/26/11

**4****Dennis PARKS**

WR, 6-2, 175, Freshman  
Converse, Texas (Judson HS)

**Rice**

Standout high school receiver who will hope to work his way into the mix this fall.

**Judson High School**

All District 25-5A selection as a junior and senior for coach Jim Rackley in his final season at Converse Judson ... Honorable mention all state.... Totaled 988 all-purpose yards as a senior... Played basketball as well in his first three years at Judson... Academic All State honorable mention.

**Personal**

Dennis D'Andre Parks Born: July 27, 1994 at San Antonio ... Parents: Becky Davis and Dennis Parks. (eightsisters). Father (Dennis Parks) played football at New Mexico State.... Jones College.

**40****Zach PATT**

DE, 6-2, 240, Sophomore  
Honey Grove, Texas (Honey Grove HS)

**Rice**

All-around talent who made great strides after moving to defensive end during spring drills and continued his rapid improvement during fall camp to move into the playing rotation.

**2011**

Made his debut against Texas in the opener and also saw action as a reserve against Purdue both at defensive end and on special teams... Credited with his first career tackle at Baylor and also forced a fumble on a kickoff return... Repeated those numbers the following week at Southern Miss, with his forced fumble returned for a touchdown by Michael Kutzler... Picked up a solo stop vs. Memphis.

**Honey Grove High School**

Four-time All-District 11-2A selection for coach James Fuller at Honey Grove ... led the Warriors in rushing for three consecutive seasons ... team reached the area championship in both his freshman and sophomore seasons ... also played basketball and earned All-Red River Valley

honorable mention as a sophomore ... academic all-district ... member of the Beta Club.

**Personal**

Zachary Ryne Patt ... born Feb. 6, 1992 in Paris ... son of Roy Gene and Delores Patt ... one brother ... Political Science major ... Jones College.

**ZACH PATT CAREER STATISTICS**

YEAR	UT	AT	TOT	TFL	SACK	FF	FR	PBU	INT
2011	3	-	3	-	-	2	-	-	-
<b>TOTAL</b>	<b>3</b>	<b>-</b>	<b>3</b>	<b>-</b>	<b>-</b>	<b>2</b>	<b>-</b>	<b>-</b>	<b>-</b>

**Single Game Highs**

Tackles - 1 at Baylor (S 24, 2011), 1 at Southern Miss (O 1, 2011),  
1 vs Memphis (O 8, 2011)  
Solo Tackles - 1 at Baylor (S 24, 2011), 1 at Southern Miss (O 1, 2011),  
1 vs Memphis (O 8, 2011)  
Forced Fumbles - at at Baylor (S 24, 2011), 1 at Southern Miss (O 1, 2011)

**71****Connor PATTERSON****OL, 6-4, 285, Freshman****Tomball, Texas (Tomball HS)****Rice**

Versatile line candidate who could fill one of several roles with the Owls.

**Tomball High School**

All District 13-5A selection for coach Tommy Kaiser at Tomball HS and an honorable mention selection as a junior... Also tabbed as an All Greater Houston honorable mention selection as a senior... Academic All District and honorable mention Academic All State as a senior ... Science Honor Society member... Health Occupation Students of America.

**Personal**

Connor Scott Patterson Born: September 30, 1993 at Houston ... Son of Mark and Judy Patterson, (four brothers)... Wiess College.

**26****Turner PETERSEN****RB, 6-2, 225, Junior****Oklahoma City, Okla. (Heritage Hall HS)****Rice**

Versatile performer who will continue to fill a number of roles... Changed his number to 26 to honor former Owl All-American King Hill, who passed away days after the switch was announced.

**2011**

Former HS quarterback who utilized those skills in the Owls "Wild Owl" formations to become the second-leading rusher on the team, while also completing seven of 11 passes. .. Tied for the team lead with five rushing touchdowns and second on the team with 485 yards rushing... Totaled 118 yards total offense in the Homecoming win over UTEP, rushing for 74 yards (including a career-long, 44-yard scoring run) and completed all three passing attempts for 44 yards, including a long completion of 29 yards to fellow running back Tyler Smith... Made his first career start vs. Houston, opening at quarterback in the Wild Owl formation... Established career-highs for rushing attempts (23) and yards (140) while also completing one of two passes for eight yards... Rushed for 55 yards at Marshall and also completed his second pass of the season while run-

ning from the Wild Owl formation... Scored a pair of touchdowns vs. Memphis and added a career-long, 51-yard reception... Rushed for 51 yards, including a season-best 27 yard carry and added a 12-yard reception at Baylor... Contributed in a variety of ways in the Owls' 24-22 win over Purdue... Scored on a two-yard run, threw his first career pass for a gain of 12 and caught a 30-yard pass from Taylor McHargue... Posted career-bests with seven carries for 43 yards in the opener at Texas.

**2010**

Made the successful transition to running back with a strong spring prior to redshirt freshman year... scored on a career-long, 36-yard run at Tulane and also returned a kickoff for a career-best 22 yards to set up the Owls' final drive... made his first career start at UCF as the Owls opened in a two-back set... rushed for 14 yards and a touchdown against Houston... caught his first two career passes at UTEP for 29 yards (a long of 17) and also returned a short kickoff 15 yards... scored a 10-yard touchdown on his first collegiate carry against Northwestern... made his debut on special teams against Texas in the opener... saw action as a reserve against North Texas.

**2009**

Redshirted his first year on campus.

**Heritage Hall High School**

Quarterbacked Heritage Hall to an Oklahoma 2A state title as a senior for Coach Andy Bogert while earning All-State honors ... ran for 1,500 yards and 24 touchdowns ... threw for 1,224 yards and 16 touchdowns ...

on defense, had 98 tackles and five interceptions ... named Little All-City Player of the Year and *VYPE Magazine's* Oklahoma City Player of the Year ... high school teammate was Barry Sanders, Jr. ... earned High School All-American honors in swimming ... finished second in the Oklahoma 5A state meet in the 100 meters (50.18), third in the 50 meters (22.23) and anchored Heritage Hall's state champion 200 freestyle relay ... also played soccer and was the team MVP as a junior.

Personal

Turner Christian Petersen ... born April 21, 1990 in Patuxent River, Md. .... son of Nels and Nancy Petersen, Oklahoma City, Okla. ... one sister ... Sport Management major ... Duncan College.

TURNER PETERSEN CAREER STATISTICS

YEAR	RUSH	Rushing			REC	Receiving		
		YDS	TD	LG		YDS	TD	LG
2010	13	77	3	39	2	29	0	17
2011	102	485	5	44	7	118	0	51
TOTAL	115	562	8	44	9	147	0	51

YEAR	Kickoff Returns						KOR	YDS	TD	LG
	COMP	ATT	INT	YDS	TD	LG				
2010	-	-	-	-	-	-	3	47	0	22
2011	7	11	0	74	0	29	-	-	-	-
TOTAL	7	11	0	74	0	29	3	47	0	22

Single Game Highs

Rushing Attempts - 23 at Houston (O 27, 2011)  
Rushing Yards - 140 at Houston (O 27, 2011)  
Receptions - 2 at UTEP (O 9, 2010)  
Receiving Yards - 51 vs Memphis (O 8, 2011)  
Pass Completions - 3 vs UTEP (N 5, 2011)  
Pass Attempts - 3 vs UTEP (N 5, 2011)  
Passing Yards - 44 vs UTEP (N 5, 2011)  
Kickoff Returns 1, 3 games  
Kickoff Return Yards - 22 at Tulane (N 13, 2010)



80  
Grant PETERSON  
WR, 6-6, 225, Freshman  
Austin, Texas (Westwood HS)

Rice

Lanky receiver who will look to make a move up the depth chart after redshirting first year at Rice in 2011.

Westwood High School

All-District 16-5A selection as a senior for Anthony Wood after switching to wide receiver for his senior year ... played quarterback in his first year at Westwood after moving from Wisconsin ... caught 52 passes for 788 yards and eight touchdowns as a senior ... committed to the Owls the summer prior to his senior season ... also competed in the 400 meters in track.

Personal

Grant Allen Peterson ... born Nov. 6, 1992 in Charlotte, N.C. ... son of Craig and Denise Peterson, Burlington, Wisc. ... has one sister ... has not declared a major (Social Sciences Division)... McMurtry College



# 73

## John POEHLMANN

OL, 6-5, 270, Freshman

Brenham, Texas (Brenham HS)

### Rice

Standout lineman who will look enters fall camp as the No. 2 RT behind fellow redshirt freshman Caleb Williams.

### Brenham High School

All-District 17-4A selection as a senior for coach Glen West ... a three-year starter for the Cubs who reached the state title game in his junior season ... member of the *Houston Chronicle's* Greater Houston 100 ... also threw the discus ... active in FCA and Young Life at Brenham High.

### Personal

John Paul Poehlmann ... born July 7, 1992 in Bryan ... son of Luther and Helen Poehlman ... has three brothers who all played past high school - Mathew (New Mexico, 2001-05), Mark (Blinn JC, 2003-05) and Luke (Texas, 2009-present) ... has not declared a major (Social Sciences Division) ... McMurtry College.



# 38

## Darion POLLARD

CB, 5-8, 175, Freshman

Gilmer, Texas (Gilmer HS)

### Rice

Versatile athlete who will get a look at corner as well as be in the mix to return kicks.

### Gilmer High School

All-State, All-District 16-3A and the district's offensive MVP for coach Jeff Traylor at Gilmer HS... Set three school records, catching 85 passes for 1,305 yards and 12 touchdowns as a senior... Also returned a pair of punts for scores... Joins his Gilmer QB (Luke Turner) in signing with the Owls ... Earned District Newcomer of the Year honors in track as a junior... National Honor Society... Mentors elementary students.

### Personal

Darion Keeley Pollard Born: February 18, 1994 at Los Angeles, California ... Son of Deborah Pollard and Kelvin Keeley (two brothers; two sisters)... Will Rice College.



# 22

## Ryan POLLARD

CB, 5-8, 165, Sophomore

Arlington, Texas (Air Force/Martin HS)

### Rice

Talented corner who transferred from Air Force and has applied for a hardship waiver to become immediately eligible... Chose to move closer to home to assist his family after their home was damaged in the tornadoes that struck Dallas last April.

### Air Force Academy

Saw action in four games as a true freshman on special teams for the Falcons... Credited with four tackles, three of them vs. Tennessee State.

### Martin High School

First team All-DFW Superteam and All District 3-5A as a corner and honorable mention All-State as a punt returner for coach Bob Wager... Credited with 80 tackles, picked off four passes, broke up seven others and averaged 18.4 yards per punt return, while leading the Warriors to an undefeated district record and a pair of wins in the state playoffs...

Academic All-State selection... Also ran track for three years... Finalist for the Davey O'Brien High School Scholarship... Active in Teens Against Tobacco Use.

## Personal

Ryan Pollard... Born: October 14, 1992 at Fort Worth... Son of Chenida and Alvin Pollard, Jr. ... Two brothers... Cousin of former Texas quarterback Serrod Harris (07-09)... Brown College.



# 24

## Paul PORRAS

SAF, 6-1, 200, Junior

Scottsdale, Ariz. (Saguaro HS)

## Rice

Solid starter at safety who was third on the team with 91 tackles... Named Male College Athlete of the Year by Athletes International Ministry, which is based in Phoenix.

## 2011

Led the team with 64 unassisted tackles and tied for the team lead with eight pass breakups... Led the team with 13 tackles at Northwestern... Led the team with six tackles vs. UTEP... Also had a pass breakup vs. the Miners... Credited with a career-high 15 tackles vs. Tulsa and also forced a fumble at the goal line to thwart a scoring attempt... Picked off his first pass of the season at Marshall... Picked up his first career sack and cause an pick six in the Owls 28-6 win over Memphis... Broke up a pass on a blitz that was intercepted by Jared Williams and returned for a touchdown to move the Owls' lead to 21-3 in the third quarter.... Matched his career-best with a pair of tackles for loss as well as breaking up the first three passes of his career in the win over Purdue... Finished the game with eight tackles... Credited with three tackles in the opener at Texas.

## 2010

Quickly adapted after the move from receiver in the spring and became a solid backup to Travis Bradshaw during his freshman season ... made one start when Bradshaw was injured during the year ... tied for second on the team with eight tackles on kickoff coverage ... credited with a pair of turn-overs against ECU ... recovered a fumble and picked off his first career pass , returning it 17 yards ... chalked up his first two career tackles for loss (total of six yards) at Tulsa ... made his first career start at UTEP and led the team with 13 tackles ... credited with his first two career tackles at North Texas ... saw action as a reserve against Texas in the opener at Reliant Stadium.

## 2009

Redshirted first season with the Owls.

## Saguaro High School

All-State selection as a senior and a two-time All-City and All-Region performer for Coach John Sanders at Saguaro ... played on three consecutive Arizona 4A-1 state championship teams that went 41-1 over that stretch ...

named Scottsdale Player of the Year after catching 32 passes for 629 yards and eight TDs ... defensively, had 72 tackles and seven interceptions (two returned for touchdowns) ... finished second in the state track meet in the triple jump as a junior ... also played basketball ... nominated for the Wendy's High School Heisman ... NHS member ... homecoming king ... an Eagle Scout.

## Personal

Paul Allen Porras ... born Feb. 20, 1991 in Scottsdale, Ariz. ... son of Tom and Bunny Porras, Scottsdale, Ariz. ... one brother, Tyler, who played football at Stanford ... Sport Management major ... Duncan College.

### PAUL PORRAS CAREER STATISTICS

YEAR	UT	AT	TOT	TFL	SACK	HRY	FR	PBU	INT
2010	14	16	30	2/6	-	-	1	-	1/17
2011	64	27	91	5/9	1/2	2	-	8	2/15
<b>TOTAL</b>	<b>78</b>	<b>43</b>	<b>121</b>	<b>7/15</b>	<b>1/2</b>	<b>2</b>	<b>1</b>	<b>8</b>	<b>3/32</b>

### Single Game Highs

Tackles - 15 vs Tulsa (O 22, 2011)

Solo Tackles - 12 vs Tulsa (O 22, 2011)

Tackles for Loss - 2 at Tulsa (N 6, 2010), 2 vs Purdue (S 10, 2011)

Pass Breakups - 3 vs Purdue (S 10, 2011)

Interceptions - 1 vs ECU (N 20, 2010), 1 at Marshall (O 15, 2011),  
1 at SMU (N 26, 2011)



# 17

## Michael POYNTER

QB, 6-1, 195, Junior

Arlington, Texas (Lamar HS)

## Rice

Walkon who continues to provide steady support.

## 2011

Was a reserve on the 2011 Rice squad.

## 2010

Was a reserve on the 2010 Rice squad as a redshirt freshman.

## 2009

Redshirted first year in the Rice program.

## Arlington Lamar High School

All-district selection for coach Eddy Peach as a senior at Arlington Lamar High School, throwing for 1680 yards and 10 touchdowns while rushing for 358 yards and 11 scores ... first-team academic all-state and elected team captain... Dale Hansen Scholar Athlete of the Week ... graduated in the top four percent of his class ... member of the National Honor Society,

Spanish National Honor Society and Mu Alpha Theta ... recipient of Principal's Award, Sam J. Curlee Award, Rotary Award, Scottish Rite Foundation Scholarship Award and Arlington Womans Club Award.

## Personal

Michael James Poynter ... born March 19, 1991 in Bedford ... son of Jim and Peggy Poynter, Arlington ... two brothers ... father played football at Penn, 1973-77 ... brother (Ben Poynter) played at SMU, 2003-07 ... cousin (Tommy Poynter) also played at SMU, 2004-08 ... Mathematical Economic Analysis major ... Martel College.



# 44

## Kyle PRATER

LB, 6-1, 230, Senior  
Kerrville, Texas (LSU)

### Rice

Talented transfer from LSU who enters fall camp sharing the top spot at the WLB position with James Radcliffe

### 2011

Lead the team with 10 special teams tackles... Credited with his first career TFL vs. Tulane... Made his Rice debut on special teams against Texas in the opener... Saw his first extensive action at Baylor and was credited with a career-best six tackles... Picked up a pair of stops at Southern Miss and Marshall.

### 2010

Sat out season after transferring from LSU in the summer.

### 2009 (LSU)

Played in two games with no starts ... saw action in the season opener on special teams against Washington ... also a member of the special teams unit against Tulane ... did not record any statistics.

### 2008 (LSU)

Redshirted as a true freshman for the Tigers in 2008.

### Kerrville Tivy High School

One of the top linebackers in the state of Texas ... played for the West squad in the U.S. Army All-American Bowl ... named to the Rivals.com Texas Top 100 and rated as the No. 10 weakside linebacker in the nation by Scout.com ... rated the No. 31 outside linebacker in the nation by Rivals.com ... named to the *Prep Star Magazine* All-Midlands Region Team ... was named to the all-state first team as a senior after recording 146 tackles, 12 quarterback hurries, nine tackles for loss and three sacks ... as a junior, recorded 126 tackles, 10 tackles for loss, three sacks and one interception ... coached by Mark Smith ... was also a standout baseball player in high school.

### Personal

Kyle Zachary Prater ... born July 8, 1989 in Yuma, Ariz. ... son of John and Kim Prater ... has one sibling ... comes from a family loaded with athletic ability ... grandfather played both football and basketball at Baylor; dad played football at the University of Kansas; and brother was a four-year football letterman at the University of Wyoming ... Sport Management major ... Brown College.

### KYLE PRATER CAREER STATISTICS

YEAR	UT	AT	TOT	TFL	SACK	QBH	FR	PBU	INT
2011	9	10	19	1/9	-	1	-	-	-
<b>TOTAL</b>	<b>9</b>	<b>10</b>	<b>19</b>	<b>1/9</b>	<b>-</b>	<b>1</b>	<b>-</b>	<b>-</b>	<b>-</b>

### Single Game Highs

Tackles - 6 at Baylor (S 24, 2011)

Solo Tackles - 3 at Baylor (S 24, 2011)

Tackles for Loss - 1 vs Tulane (N 19, 2011)

Quarterback Hurries - 1 vs UTEP (N 5, 2011)



# 10

## James RADCLIFFE

LB, 6-1, 215, Sophomore

Katy, Texas (Cinco Ranch HS)

### Rice

Found his first playing time as a redshirt sophomore and then continue his momentum in the spring... heads into fall camp sharing the top spot at WLB with Kyle Prater.

### 2011

Picked up special teams tackles in each of the last two games... Credited with his first career tackle vs. Tulane... Made his debut on special teams at Southern Miss.

### 2010

Redshirted in his first season with the Owls.

### Cinco Ranch High School

Class 5A All-State Honorable Mention by the Associated Press for coach Don Clayton ... member of *Dave Campbell's Texas Football* Top 300 ... named to the *Houston Chronicle's* All-Greater Houston team ... named to the *Houston*

*Chronicle's* Houston 100 ... two-time All-District 17-5A selection and the district defensive MVP as a junior ... team captain as Cinco Ranch advanced to the 5A Division I semifinals ... ranks as the Cougars' career (334) and single-season (142) tackle leader ... also holds the Cinco Ranch season sack record (6) ... member of National Honor Society ... three-time academic all-district.

### Personal

Roland James Radcliffe III ... born Sept. 24, 1991 in Houston ... son of Jim and Kris Radcliffe, Katy ... two brothers, one sister ... sister (Molly Radcliffe-Neff) was an All-America in field hockey at William & Mary ... Political Science major ... Martel College.

### JAMES RADCLIFFE CAREER STATISTICS

YEAR	UT	AT	TOT	TFL	SACK	QBH	FR	PBU	INT
2011	2	0	2	-	-	-	-	-	-
<b>TOTAL</b>	<b>2</b>	<b>0</b>	<b>2</b>	<b>-</b>	<b>-</b>	<b>-</b>	<b>-</b>	<b>-</b>	<b>-</b>

### Single Game Highs

Tackles - 1 vs Tulane (N 19, 2011), 1 at SMU (N 26, 2011)

Solo Tackles - 1 vs Tulane (N 19, 2011), 1 at SMU (N 26, 2011)



# 77

## Andrew REUE

OL, 6-5, 290, Freshman

Austin, Texas (St. Michael's Academy)

### Rice

Blossoming line prospect who will look to move up the depth chart after redshirting in 2011.

### St. Michael's Academy

TAPPS Division I All-State and All-District selection as a senior for coach Ed McCabe ... Crusaders reached the state semifinals his senior year after advancing to the quarterfinals as a junior ... all-district pick as a junior and second-team all-district as a sophomore ... competed in track as the Crusaders won state titles both his junior and senior year ... Academic All-State selection ... Eagle Scout ... St. Michael's Student Council vice president and a member of the National Honor Society.

### Personal

Andrew David Reue ... born Feb. 24, 1993 in Austin ... son of David and Susan Reue ... has one sister ...has not declared a major (Natural Sciences Division) ... Brown College.



# 53

**Nate RICHARDS**

C, 6-4, 300, Junior

Keller, Texas (Keller HS)

## Rice

Junior College All-America selection who enrolled in January and moved into the starting center spot with a dominant spring... named to *Dave Campbell's Texas Football* All Texas College preseason second team.

## 2011 at Trinity Valley CC

JUCO All-American at center for coach Brad Smiley at Trinity Valley CC in Athens, Texas.

## 2010 at Central Arkansas

Saw action in four games as a redshirt freshman.

## 2009 at Central Arkansas

Redshirt.

## Keller High School

All-District 5-5A and All-Tarrant County selection as a senior for coach Kevin Atkinson at Keller HS... Named team co-MVP and team captain... Earned honorable mention all district honors as a junior... Also competed in power lifting and threw the shot... A member of the student council.

## Personal

James Nathan Richards... born Aug. 29, 1990 at Baton Rouge, La. ... son of Jim and June Richards (two sisters)... majoring in political science at Rice... Duncan College.



# 28

**Charles ROSS**

RB, 6-1, 230, Junior

Schertz, Texas (Samuel Clemens HS)

## Rice

Talented running back whose 2011 season was short-circuited by an injury at Southern Miss... Granted a medical hardship waiver by C-USA and will be a junior again this fall.

## 2011

Missed the remainder of the season after suffering an injury at Southern Miss... Moved into eighth on the Owls career KO return list with one return for 12 yards at Baylor and needs 15 yards to move into 7th... Rushed four times for 20 yards and returned five kicks for 125 yards in the opener at Texas... Named to the College Football Performance Awards Watch List for kick returners prior to the season.

## 2010

Became a force on kickoff returns over the final three games of the season to move into the national rankings ... ranked third in C-USA and ninth in the country with a 29.06 yard average on 17 kickoff returns ... 494 kickoff return yards for the year ... shattered the school record by

totaling 261 yards on seven kickoff returns at Tulane in his first duty of the season ... received C-USA Special Teams Player of the Week recognition for his efforts against the Green Wave ... fell nine yards shy of the conference single-game record ... kickoff return yardage total allowed the Owls to set a C-USA record with 344 total kickoff returns in the game ... opened the second half of the game with a 64-yard return, the longest by an Owl since Clint Hatfield returned a kick 78 yards in 2001 ... finished the day with 264 all-purpose yards, the fifth-best total in school history ... all-purpose yard total in the game was just one yard shy of Dicky Mae-gle's famous Cotton Bowl effort against Alabama in 1954 (Trevor Cobb holds the record with 295) ... scored the winning touchdown for the Owls at North Texas with a two-yard run with 6:22 to play ... scored the Owls' final points against Texas, a two-yard run in the fourth quarter.

## 2009

Topped 100 yards for the first time in his career, rushing for 105 yards on 10 carries and a pair of touchdowns vs. Houston ... joined with Tyler Smith to give the Owls a pair of 100-yard rushers in the same game for the first time since 2005 ... finished with 11 rushing touchdowns this season, the most in C-USA by a freshman running back and fourth among all freshmen at the conclusion of the regular season ... 11 rushing touchdowns were the most by an Owl since Ed Bailey ran for 12 in 2004 ... ran for three short TDs vs. UTEP, his second, three-touchdown effort during the year ... first Owl to have a pair of three-rushing TD games since Greg Henderson in 2004 ... posted a career-best 146 all-purpose yards vs. the Miners, including a career-best, 36-yard kickoff return ... rushed for a career-best 90 yards on 17 carries vs. Tulane ... ripped off a career-best

run of 54 yards vs. UCF, longest by an Owl running back since Justin Hill scored on a 54-yard run vs. Southern Miss in 2007 ... had a 48-yard TD run against Vanderbilt, and is the first Rice RB to have two rushes of 48 yards or more since Quinton Smith had three in 2006 ... became the first Owl in three years to rush for three scores in a game when he scored on three short runs at Oklahoma State, taking a direct snap from center ... earned his first career start vs. Navy ... carried the ball a career-best 13 times vs. Tulsa ... made his debut at UAB and rushed for 37 yards on five carries and returned one kickoff for 15 yards.

## Clemens High School

Two-time, All-District 26-4A and All-San Antonio for Coach Greg Ferrera at Clemens ... ran for 1,413 yards and 11 touchdowns ... caught 22 passes for 455 yards and seven touchdowns as a senior ... a member of *Dave Campbell's Texas Football* Hot 300 and ranked as one of the top 20 running backs in 2008 ... ran for 1,259 yards and 14 TDs as well as caught 20 passes for 424 yards and seven scores as a junior ... honorable mention all-state as a junior ... two-time regional qualifier in the 200 meters, long jump, triple jump and as members of the 4x100 and 4x200 relays.

## Personal

Charles Anthony Ross ... born June 12, 1991 in San Antonio ... son of Philip and Norma Ross, San Antonio ... one brother, one sister ... Economics major ... Will Rice College.

## CHARLES ROSS CAREER STATISTICS

YEAR	Rushing				Receiving			
	RUSH	YDS	TD	LG	NO	YDS	TD	LG
2009	97	491	11	54	16	130	0	14
2010	20	69	3	31	1	-1	0	-
2011	12	49	0	12	3	50	0	25
<b>TOTAL</b>	<b>129</b>	<b>609</b>	<b>14</b>	<b>54</b>	<b>20</b>	<b>179</b>	<b>0</b>	<b>30</b>

Kickoff Returns				
YEAR	KOR	YDS	TD	LG
2009	12	244	0	32
2010	17	494	0	64
2011	8	177	0	43
<b>TOTAL</b>	<b>37</b>	<b>915</b>	<b>0</b>	<b>64</b>

## Single Game Highs

Rushing Attempts - 17 vs Tulane (N 14, 2009)

Rushing Yards - 105 at Houston (N 28, 2009)

Rushing Touchdowns - 3 at Oklahoma State (S 19, 2009), 3 vs UTEP (N 21, 2009)

Receptions - 4 at Houston (N 28, 2009)

Receiving Yards - 34 vs Navy (O 10, 2009), 34 vs UTEP (N 21, 2009)

Kickoff Returns - 7 at Tulane (N 13, 2010)

Kickoff Return Yards - 261 at Tulane (N 13, 2010)

**95****Michael SAM, Jr.**

DL, 6-2, 255, Freshman

Houston, Texas (Strake Jesuit HS)

**Rice**

Local product who will look to enter the mix for playing time after moving inside along the defensive line in the spring... redshirted in 2011.

**Strake Jesuit High School**

Two-time All-District 19-5A selection for coach Ron Counter... served as a team captain as both a junior and senior... credited with 73 tackles, including 6.5 quarterback sacks and seven pass breakups... also blocked a field goal, forced two fumbles and recovered two others... committed to the Owls in the summer before his senior year... a member of *Dave Campbell's Texas Football* Top 300 and tabbed one of the top 25 defensive linemen in the state prior to his senior year... member of the *Houston Chronicle's* Greater Houston 100.

**Personal**

Michael Sam Jr. ... born Sept. 10, 1992 in Houston ... son of Michael and Yolanda Sam ... has two sisters ... has not declared a major (Social Sciences Division)

**93****Hosam SHAHIN**

DT, 6-3, 290, Junior

Richmond, B.C. (Hugh Boyd Secondary)

**Rice**

Productive backup in his first two years who will look to build on a solid finish to his sophomore season.... Missed spring drills with an injury but is expected to battle for a starting spot in training camp.

**2011**

Finished with a career-best 19 tackles on the season, including nine in the last four games... Credited with his first career sack at SMU... Credited with a career-high four tackles at Northwestern, including one for a loss... Had matched his previous career high with a pair of tackles in four of the previous nine games.

**2010**

As a redshirt freshman, work in the weight room paid immediate dividends during his first season of action ... picked up his first career tackle for a loss against SMU ... credited with a pair of tackles vs. Northwestern ... registered a tackle and a quarterback hurry in his collegiate debut against Texas.

**2009**

Redshirted first season at Rice.

**Hugh Boyd Secondary**

AA Provincial All-Star for Coach Bruce Haddow at Hugh Boyd ... team was ranked first in the province during the season for the first time in school history ... reached the quarterfinals of the AA playoffs ... won the Provincial title in 2006 ... a member of Scout.com's Northwest Hot 100 ... credited with 63 tackles, 16 for loss (including eight sacks) and forced a pair of fumbles in nine games as a senior for the Trojans ... played soccer, basketball and threw the discus in track ... holds all the school records in power lifting.

**Personal**

Hosam Khaled Shahin... born April 6, 1991 in Thompson, Manitoba ... son of Kimary and Khaled Shahin, Vancouver, B.C. ... two brothers, one sister ... Psychology major who is also pursuing a minor in Business ... McMurtry College.

### HOSAM SHAHIN CAREER STATISTICS

YEAR	UT	AT	TOT	TFL	SACK	HRY	FR	PBU	INT
2010	3	4	7	1/1	-	1	-	-	-
2011	12	7	19	2.5/8	1/4	1	-	-	-
<b>TOTAL</b>	<b>15</b>	<b>11</b>	<b>26</b>	<b>3.5/9</b>	<b>1/4</b>	<b>2</b>	<b>-</b>	<b>-</b>	<b>-</b>

#### Single Game Highs

Tackles - 4 at Northwestern (N 12, 2011)

Solo Tackles - 4 at Northwestern (N 12, 2011)

Tackles for Loss - 1 vs SMU (O 2, 2010), 1 at Northwestern (N 12, 2011),  
1 at SMU (N 26, 2011)

Quarterback Sacks - 1 at SMU (N 26, 2011)



# 60

## Matt SIMONETTE

OL, 6-2, 305, Sophomore  
Bellaire, Texas (Bellaire HS)

### Rice

Walkon who was a squadman on last year's team after redshirting first year in the Rice program in 2010.

### Bellaire High School

All-District 20-5A selection at Bellaire for coach Trey Herrmann ... three-year starter for the Cardinal ... named the BHS Outstanding Offensive/Defensive Lineman as a senior. ... set a school record with a 385-pound bench press as a senior ... also competed in power lifting and track.

### Personal

Matthew Edward Simonette ... born Nov. 30, 1991 in Santa Clara, Calif. ... son of Rebecca Simonette ... brother Nate graduated from Rice in 2011 with a degree in History ... has not declared a major (Natural Sciences Division) ... Lovett College.



# 91

## Josh SKINNER

DE, 6-4, 250, Junior

Silsbee, Texas (Silsbee HS)

### Rice

Enters fall camp looking to continue to expand his playing role.

### 2011

Moved into the two-deep in the fall and saw consistent action as part of the defensive line rotation.... Credited with his first career tackle at Southern Miss and added an assist vs. Memphis... Made his debut against Texas in the opener.

### 2010

Reserve.

### 2009

Redshirt.

### Silsbee High School

Two-time, All-District 21-3A for Coach Bobby McGallion at Silsbee ... also named All-Southeast Texas ... credited with 74 tackles, including 6.5 sacks as a senior for the bi-district champions ... academic all-state selection who ranked 12<sup>th</sup> in his senior class ... an all-district pick in baseball since his freshman year ... also played basketball and threw the discus in track ... a member of *Dave Campbell's Texas Football* Hot 300 as both a junior and senior.

### Personal

Joshua Andrew Skinner ... born Dec. 2, 1990 in Beaumont ... son of Scott and Patricia Skinner, Silsbee ... one brother ... Sociology major ... Duncan College.

### JOSH SKINNER CAREER STATISTICS

YEAR	UT	AT	TOT	TFL	SACK	HRY	FR	PBU	INT
2011	2	1	3	-	-	-	-	-	-
<b>TOTAL</b>	<b>2</b>	<b>1</b>	<b>3</b>	<b>-</b>	<b>-</b>	<b>-</b>	<b>-</b>	<b>-</b>	<b>-</b>

### Single Game Highs

Tackles - 1 at Southern Miss (O 1, 2011), 1 vs Memphis (O 8, 2011)

1 vs Tulsa (O 22, 2011)

Solo Tackles - 1 at Southern Miss (O 1, 2011), 1 vs Tulsa (O 22, 2011)



# 52

## Spencer STANLEY

OL, 6-2, 275, Freshman

Ft. Worth, Texas (Trinity Valley)

### Rice

Athletic lineman who will provide depth in his initial season on campus.

### Trinity Valley School

Two-time All SPC Division II selection for coach Aaron Mattox at Trinity Valley School, leading the Trojans to a 7-3 in 2011 and an overall mark of 32-11 in his career. Team won the SPC DII state title in his junior year... Played center and defensive end. Credited with 25 tackles, 2.5 sacks, two forced fumbles and two fumble recoveries during his senior year... Selected to play in the 2012 International Bowl in Austin and captained the White team in the 2011 Tom Hillary All-Star Classic last fall... Active in martial arts and holds first-degree black belts in American karate, Tae Kwon Do and Shizen-Na Karate.

### Personal

Spencer Michael Stanley Born: June 21, 1994 at Arlington ... Son of : Mike and Meri Stanley (one sister). Uncle (Bill Fuller) was a letterman at Arkansas from 1953-55 and an 8th round draft pick by the Giants in 1956.



# 10

## **Tyler STEHLING**

**QB, 6-4, 200, Freshman**  
**Spring, Texas (Klein Collins HS)**

### **Rice**

Standout quarterback at Spring Klein who will add depth to the Owls corps in his first year on campus.

### **Klein Collins High School**

All-District 13-5A selection for coach Drew Swoboda at Klein Collins HS... Threw for 1,886 yards (123-190) with 18 touchdowns as a senior... Ran for seven more scores... Threw for 3,344 yards and 31 touchdowns, while rushing for 16 more in his career... Team captain as a senior... Also played basketball and baseball... Two-time Academic All-District and a second team Academic All-State pick as a senior... Finalist for the Houston Touchdown Club's Scholar Athlete of the Year... National Honor Society.

### **Personal**

Tyler Joseph Stehling Born: December 22, 1993 at Houston ... Son of Brian and Glenda Stehling (one sister). Father was drafted by Tigers in the third round of the January, 1979 draft out of San Jacinto. He pitched in the Dodgers organization in 1983.



# 15

## **Jordan TAYLOR**

**WR, 6-5, 210, Sophomore**  
**Denison, Texas (Denison HS)**

### **Rice**

Exciting talent who became played an increasing role over the last four games and will look to build on that momentum.

### **2011**

Multi-talented athlete whose run at playing time after a strong spring was delayed after an injury prior to the start of camp... Caught 10 passes for 721 yards and a pair of touchdowns, all in the last four games of the year after completing his injury rehab and making his debut vs. Houston... Completed passes in back-to-back games vs. Northwestern and Tulane for a total of 77 yards... Set up the Owls' lone touchdown late in the game at Northwestern by returning to his quarterback roots and hitting Andre Gautreaux on a 49-yard completion... Completed a 34 yarder to Tyler Smith vs. Tulane... Found the end zone for the first time in his career when he scored the go-ahead touchdown vs. UTEP in the Owls' 41-37 Homecoming win... Six-yard scoring pass from Nick Fanuzzi capped an 83 yard drive midway through the fourth quarter... Caught three passes for 15 yards against the Miners.

### **2010**

Redshirted in his first season with the Owls.

### **Denison High School**

4A Region II Player of the Year at quarterback for coach Cody White ... earned all-state honors from Rivals.com while leading Denison to the 4A Division II semifinals ... ranked by *Dave Campbell's Texas Football* as one of the Top 20 athletes in Texas and a member of its Top 300 ... threw for 3,766 yards and 40 TDs ... ran for 2,500 yards and 39 touchdowns during his career ... earned all-district and honorable mention all-state honors as a wide receiver as a sophomore before moving to quarterback as a junior ... caught 29 passes for 546 yards and 11 touchdowns as a sophomore ... also played baseball and earned all-district honors as an outfielder junior year ... ran track as a senior ... academic all-state selection.

### **Personal**

Jordan Neel Taylor ... born Feb. 18, 1992 in Sherman ... son of Randy and Karen Taylor ... has one brother, Ryan, who was an offensive lineman at UCLA from 2008-11... Kinesiology major ... Hanszen College.

## JORDAN TAYLOR CAREER STATISTICS

YEAR	RECEIVING				PASSING			
	NO	YDS	TD	LG	C-A-I	YDS	TD	LG
2011	10	72	2	17	2-2-0	77	0	43
<b>TOTAL</b>	<b>10</b>	<b>72</b>	<b>2</b>	<b>17</b>	<b>2-2-0</b>	<b>77</b>	<b>0</b>	<b>43</b>

### Single Game Highs

Receptions - 3 vs UTEP (N 5, 2011)

Receiving Yards - 42 at SMU (N 26, 2011)

Pass Completions - 1 at Northwestern (N 12, 2011), 1 vs Tulane (N 19, 2011)

Pass Attempts - 1 at Northwestern (N 12, 2011), 1 vs Tulane (N 19, 2011)

Passing Yards - 42 at SMU (N 26, 2011)



# 98

## Jamael THOMAS

DT, 6-0, 270, Senior

Huntsville, Texas (Huntsville HS)

### Rice

Former walk-on who has been a productive reserve and heads into fall camp in contention for even greater playing time.

### 2011

Credited with a tackle in six of the last eight games, including a pair for loss... Credited with his second career sack vs. Memphis... Picked up a tackle in reserve work at Texas in the opener and added a third at Marshall.

### 2010

Saw action in all 12 games as a sophomore ... finished the year with four tackles ... credited with his first career quarterback sack, resulting in a nine-yard loss at UCF ... picked up a solo tackle against Baylor ... credited with an assisted tackle against Texas.

### 2009

Saw action in three games during the year, and was credited with a

career-best pair of tackles in the season finale at Houston ... made his debut at defensive tackle vs. Navy and was credited with his first career tackle.

### 2008

A member of the scout team while redshirting.

### Huntsville High School

2008 graduate of Huntsville High School ... two-year letterman for coach Mitchell Coey ... earned honorable mention All-District 18-4A honors as a junior on the offensive line ... was a high school teammate of fellow Owl Jared Williams ... ranked 10<sup>th</sup> in his senior class. ... member of Mu Alpha Theta and the Spanish Honor Society.

### Personal

Jamael Alexander Thomas ... born March 9, 1990 ... son of Mark and Shemaria Thomas, Huntsville ... two brothers, two sisters ... Kinesiology major ... Martel College.

### JAMAE THOMAS CAREER STATISTICS

YEAR	UT	AT	TOT	TFL	SACK	HRY	FF	PBU	INT
2009	1	2	3	-	-	-	-	-	-
2010	2	2	4	1/9	1/9	-	-	-	-
2011	4	3	7	2/8	1/7	-	-	-	-
<b>TOTAL</b>	<b>7</b>	<b>7</b>	<b>14</b>	<b>3/17</b>	<b>2/16</b>	-	-	-	-

#### Single Game High

Tackles - 2 at Houston (N 28, 2009)

Solo Tackles - 1, 7 Games; Last: at SMU (N 26, 2011)

Quarterback Sacks - 1 at UCF (O 23, 2010), 1 vs Memphis (O 8, 2011)



# 37

## Drew TRAVIS

CB, 5-10, 170, Sophomore

Pflugerville, Texas (Pflugerville HS)

### Rice

Walkon who made the switch to cornerback during the spring... after being a reserve receiver in 2011... redshirted first season in the program in 2010.

### Pflugerville High School

Second-Team All-District 25-5A at Pflugerville High for coach George Hermann ... Panthers were bi-district champions his senior year ... averaged 26.1 yards on 14 catches as a senior ... three-year letterman in track ... Elite Academic All-State selection and a National AP Scholar ... participated in debate.

### Personal

Drew Travis ... born Dec. 2, 1991 in Austin ... son of Karen and Robert Travis ... has two brothers ... Mathematical Economic Analysis ... Sid Richardson College.



# 35

## Luke TURNER

RB, 6-1, 210, Freshman  
Gilmer, Texas (Gilmer HS)

### Rice

Exciting, athletic prospect who starred at Gilmer as a quarterback, but will get a look at running back in his first fall.

### Gilmer High School

Co-MVP, and All-District 16-3A selection for coach Jeff Traylor at Gilmer HS ... Joins his Gilmer teammate Darion Pollard as an Owl signee... Gilmer was 43-7 in Turner's four seasons, including a state title in 2009... Passed for 3,972 yards and 40 touchdowns and ran for 1,896 yards and 40 more scores in his career... All-district shortstop in baseball... National Honor Society ... Academic All-State second team... Ranks in the top 10% of his senior class

### Personal

Lucas Clayton Turner Born: January 15, 1993 at Jacksonville... Son of Matthew and Jill Turner (one sister). Father played baseball at Arkansas State... Will Rice College.



# 12

## J.J. WALKER

WR, 6-0, 170, Freshman  
Linden, Texas (Linden-Kildare HS)

### Rice

Exciting prospect from Northeast Texas who will look to crack the wide receiver rotation... redshirted first year in the program in 2011.

### Linden-Kildare High School

All-District 8-2A selection at both wide receiver and cornerback for Jerry Bennett ... earned All-Northeast Texas honors at defensive back ... caught 30 passes for 713 yards and 11 touchdowns on offense and picked off a pair of passes on defense... also played basketball and competed in track.

### Personal

J.J. Walker ... born Aug. 17, 1992 in Longview, Texas ... son of Raymond Walker and Pamela Walker ... has two brothers ... mother, Pamela (Montgomery) Walker rank track at Texas Tech ... has not declared a major (Social Sciences Division) ... Lovett College.



# 12

## Michael WARREN

CB, 5-9, 180, Freshman  
Frankston, Texas (Frankston HS)

### Rice

Versatile athlete in high school who will likely concentrate on defense at Rice.

### Frankston High School

All District 9-2A Division II selection in his first season at quarterback as well as a repeat selection at cornerback for coach Sam Wells at Frankston HS... threw for 1,064 yards and ran for another 1,027 ... Regional qualifier in the triple jump and finished second in the district in the 200 meters... National Honor Society... Academic All-State... Senior class president.

### Personal

Michael O'Neal Warren Jr. Born: September 1, 1993 at Tyler ... Son of Rose and Michael Warren (one sister)... Brown College.



7

**Julius WHITE**

SAF, 5-10, 195, Sophomore

Sugar Land, Texas (Kempner HS)

**Rice**

Multi-talented athlete who made his debut at midseason and will look to expand his role.

**2011**

Credited with three special teams tackles... Returned his first career kickoff for 20 yards vs. UTEP... Made his debut at Southern Miss and was credited with a tackle on punt coverage... Missed time at the start of camp while recovering from an injury suffered prior to the start of camp while participating in an all-star game.

**Kempner High School**

A First Team All-District 23-5A selection for coach James Brown ... received the team's Big Time Cougar Award as a junior and named team's Offensive Back MVP as a senior ... recognized as a Top 100 All-Greater Houston selection by the Houston Chronicle ... team advanced to the state playoffs four straight years ... as a senior rushed for 1320 yards and 21 touchdowns on 202 carries ... also passed for 437 yards and four

scores ... during career amassed 1882 yards and 25 touchdowns on the ground ... had 142 career receiving yards and two more touchdowns ... returned a pair of kickoffs for touchdowns ... also played basketball and ran track at Kempner ... received academic excellence award as well as recognized for his success in the classroom by the Touchdown Club of Houston and named to the Randy Rogers All-Academic Team.

**Personal**

Julius White III ... born Dec. 22, 1992 in Houston ... son of Julius White Jr. and Cheryl D. White ... has one brother ... has not declared a major in the university's Engineering Division ... Martel College.

**JULIUS WHITE CAREER STATISTICS**

YEAR	UT	AT	TOT	TFL	SACK	HRY	FF	PBU	INT
2011	1	2	3	-	-	-	-	-	-
<b>TOTAL</b>	<b>1</b>	<b>2</b>	<b>3</b>	<b>-</b>	<b>-</b>	<b>-</b>	<b>-</b>	<b>-</b>	<b>-</b>

**Single Game High**

Tackles - 1 at Southern Miss (O 1, 2011), 1 vs Tulane (N 19, 2011)

1 at SMU (N 26, 2011)

Solo Tackles - 1 at SMU (N 26, 2011)



# 74

## Caleb WILLIAMS

OL, 6-3, 275, Freshman

Thompsons, Texas (Terry HS)

### Rice

Energetic offensive line prospect who emerged from spring drills as the starter at right tackle after redshirting in his first year in the program in 2011.

### Terry High School

Two-time All-District 23-4A selection for coach Tim Teykl at Terry High School ... led the team in pancake blocks his last two seasons ... also competed in track and was the district shot put champion ... played in the Bayou Bowl along with fellow Rice signees Julius White and Ross Winship ... first-team Academic All-State selection ... finalist for the Houston Touchdown Club's Scholar-Athlete of the Year award ... earned the Excellence in Spanish II Award, the Excellence in Human Geography Award and the Excellence in Health Science Technology Award ...

member of the Superintendent's Student Advisory Board ... president of the Fellowship of Christian Athletes at Terry ... a member of the National Honor Society and was also involved in Health Occupations Students of America.

### Personal

Caleb Lynn Williams ... son of Patricia Newell ... born Feb. 24, 1993 in Houston ... has not declared a major (Natural Sciences Division) ...



# 97

## Jared WILLIAMS

DE, 6-2, 250, Senior

Huntsville, Texas (Huntsville HS)

### Rice

The Owls most experienced returning DE after chalking up 11 starts in 2011.

### 2011

Shared a sack vs. SMU and was credited with three tackles... Credited with a pair of tackles at Northwestern... Credited with three tackles vs. UTEP... Credited for a TFL and a PBU vs. Tulsa... Shared his first career sack at Marshall... Broke open the Memphis game by picking off a deflected pass and returning it 47 yards for a touchdown... Was credited with a pair of tackles, both for loss, in the same game... Credited with a career-high seven tackles and 1.5 TFL in the home opener vs. Purdue.. Matched that effort with seven assists at Marshall... Made his first career start in the opener at Texas and credited with one tackle.

### 2010

Solid member of the Owls' rotation at defensive end whose sophomore campaign was ended by an injury the fourth week of the season ... cred-

ited with eight tackles in the first three games before being injured early in the Baylor game ... credited with a career-best four tackles vs. Northwestern ... picked up two tackles, including one for a loss of three yards at North Texas ... recorded a pair of tackles in the opener with Texas.

### 2009

Ended the season by matching his career-best with three tackles at Houston ... credited with a QB hurry in three of the last five games ... credited with his first career sack at SMU for a loss of eight yards ... matched his career-best with three tackles against UCF ... also had three tackles vs. Navy ... earned his first multi-tackle total with a pair of stops vs. Vanderbilt ... credited with his first tackle at Oklahoma State ... made his debut at UAB.

### 2008

Redshirt.

### Huntsville High School

Second-team All-District 18-4A selection at tight end for coach Mitchell Coey ... named team offensive MVP ... caught 26 passes for 412 yards and three TDs as a senior ... totaled 544 yards receiving and four TD catches as a junior ... three-time Academic All-District selection ... National Honor Society member who carried a 4.9 GPA on a 5.0 scale ... ranked in the top five percent of his senior class ... a member of the German Honor Society and Mu Alpha Theta math honor society ... president of The Woodlands Area chapter of Jack and Jill of America, Inc.

### Personal

Jared Nicholas Williams ... born Dec. 29, 1989 in Huntsville ... son of Willie and Melissa Williams ... one brother, one sister... Mathematical Economic Analysis major ... Hanszen College.

### JARED WILLIAMS CAREER STATISTICS

YEAR	UT	AT	TOT	TFL	SACK	HRY	FF	PBU	INT
2009	7	8	15	1/8	1/8	3	-	-	-
2010	6	2	8	1/3	-	-	-	-	-
2011	18	17	35	6/10	1/2	2	-	2	1
<b>TOTAL</b>	<b>31</b>	<b>27</b>	<b>58</b>	<b>8/21</b>	<b>2/10</b>	<b>5</b>	<b>-</b>	<b>2</b>	<b>1</b>

### Single Game High

Tackles - 7 vs Purdue (S 10, 2011), 7 at Mrshall (O 15, 2011)

Solo Tackles - 5 vs Purdue (S 10, 2011)

Tackles For Loss - 2 vs Memphis (O 8, 2011)

Quarterback Sacks - 1 vs SMU (N 7, 2009)

Interceptions - 1 vs Memphis (O 8, 2011)



# 82

## Luke WILLSON

TE, 6-5, 250, Senior

LaSalle, Ontario (St. Thomas of Villanova HS)

### Rice

Solid candidate for tight end honors in his final season.

### 2012

Namded to the Mackey Award Watch List for the second consecutive season and also named to the watch list for the Rotary Lombardi Award... Consensus first team All C-USA preseason pick... Spent time in the Toronto Blue Jays' extended spring training camp in May before returning to Rice in June to begin preparations for his senior year...Drafted by the the Toronto Argos in the 4th round of the CFL draft this spring... Named to the first team of *Dave Campbell's Texas Football* All Texas College preseason team for the second straight year.

### 2011

Second-team All C-USA by Phil Steele and Honorable mention All C-USA selection by conference coaches... Named to *Dave Campbell's Texas Football* All Texas College postseason first team...Second on the team with 313 receiving yards and three touchdown catches....Third with 29 catch-

es... Returned to the starting lineup vs. Tulane after missing the UTEP game and seeing limited action vs. Northwestern... Topped 100 yards receiving for the first time in his career along with a career-best seven catches and a touchdown vs. Tulsa... Led the team with four catches vs. Purdue and tied the game with a four-yard TD catch on the final play of the first half... Caught a pair of passes in the opener at Texas...Selected to the Mackey Award midseason watch list... Named to Phil Steele's mid-season All C-USA team at tight end... Consensus first-team preseason All C-USA...selection and also named to the first team of Dave Campbell's Texas Football All Texas College preseason team.

### 2010

Redshirt sophomore whose hard work in the weight room translated into a breakout year ... led the team with 425 yards receiving and was second with 33 receptions in 11 games ... caught a career-best six passes for 65 yards at Tulane. ... caught a career-long 55-yard touchdown pass at Tulsa ... had at least one reception in 10 of 11 games played during the year (missed one game because of an injury) ... caught three passes for 46 yards, including a 29-yard touchdown reception from Nick Fanuzzi vs. Houston ... caught one pass for six yards against SMU ... set a then, career high for receptions for the third consecutive game with five catches for 37 yards vs. Northwestern ... caught four passes for a career-high 86 yards and a touchdown at North Texas ... against UNT, eclipsed his previous best for receptions set aweek earlier vs. Texas (3) in the Owls' season opener played in Reliant Stadium.

### 2009

Started a pair of games (Texas Tech and Oklahoma State) as the Owls opened in a two tight end set ... caught a pair of passes vs. Vanderbilt ... made his starting debut at Texas Tech when the Owls opened in a two tight end set after a goal-line stand gave Rice the ball at the Red Raiders' two-yard line ... caught a 52-yard scoring pass from Nick Fanuzzi for his first career reception in his debut at UAB.

### 2008

Redshirted his first year after reporting late to camp because of his commitment to the Canadian Junior National Baseball team.

### St. Thomas of Villanova High School

Three-year, all-conference selection for coach Tim Maitre ... caught 29 passes for 638 yards and eight touchdowns as a senior on offense ... racked up 60 tackles, including five sacks, on defense ... named his school's Athlete of the Year as both a junior and a senior ... also played on a summer team, the Essex Ravens, and caught 18 passes for 473 yards and 10 touchdowns ... played hockey, baseball and soccer in addition to competing in track in high school ... played with the Canadian Junior National baseball team ... team toured major league spring training sites and played against various Extended Spring Training teams as well as several MLB teams' Dominican Summer League entries ... completed his summer with the Canadian Juniors at the World Championships in Calgary ... carried a 4.0 GPA.

## Personal

Luke Michael Willson ... born Jan. 15, 1990 in Windsor, Ontario ... son of Mike and Wilma Willson, LaSalle, Ontario ... two brothers, one sister ... father played football at the University of Windsor and played on a senior baseball team that won eight Canadian Senior championships ... twin older brothers (Eric and Greg) play football at the University of Western Ontario ... uncle (Rob Biasutto) played basketball at the University of Detroit and the University of Windsor ... double major in Philosophy and Managerial Studies who is also seeking a minor in Business ... Lovett College.

### LUKE WILLSON CAREER STATISTICS

YEAR	REC	YDS	TD	LG
2009	7	122	1	52
2010	33	425	3	55
2011	29	313	3	40
<b>TOTAL</b>	<b>69</b>	<b>860</b>	<b>7</b>	<b>55</b>

#### Single Game Highs

Receptions - 7 vs Tulsa (O 22, 2011)

Receiving Yards - 104 vs Tulsa (O 22, 2011)



# 99

## Ross WINSHIP

DT, 6-4, 290, Freshman

The Woodlands, Texas (Klein HS)

### Rice

Intense line prospect who will look to make an impact after redshirting his first season (2011).

### Klein High School

Two-time All-District 13-5A selection for coach Shane Hallmark ... led team to the state semifinals as a junior ... honorable mention All-Greater Houston ... also competed in track, throwing the shot and discus ... member of the *Houston Chronicle's* Greater Houston 100 ... member of the National Honor Society and the National Art Honor Society.

### Personal

Ross Philip Winship ... born Aug. 8, 1992 in Houston ... has one sister ... grandfather (Bob Winship) lettered for Rice in 1949-50, while his cousin (Jason Winship) earned four letters for Rice (1993-96) and was an Academic All-WAC selection as a senior ... has not declared a major (Social Sciences Division) ... McMurry College.



# 65

## Matt WOFFORD

OL, 6-7, 300, Freshman

Cedar Park, Texas (Cedar Park HS)

### Rice

Standout offensive line prospect who will look make an impact on the depth chart after a redshirt season in 2011.

### Cedar Park High School

All-District 25-4A and All-Centex selection as a senior for coach Chris Ross as the Timberwolves won the Region 4 title ... second-team All-State honoree ... credited with 174 knockdowns and allowed just one sack as a senior ... in two years as a starter, only allowed two sacks ... a member of *Dave Campbell's Texas Football* Top 300 and tabbed as one of the top 25 offensive linemen in the state prior to his senior year ... also competed in track and wrestling in high school ... member of the National Society of High School Scholars ... second-team Academic All-State.

### Personal

William Matthew Wofford ... born Oct. 19, 1992 in Round Rock ... son of Larry and Cathy Wofford, Round Rock ... Baker College.



# 9

## Tommy KRAMER

QB, 6-2, 190,

San Antonio, Texas (Lee HS)

### Rice

Will become the seventh Rice football player to be enshrined in the College Football Hall of Fame on December 4 in New York. Kramer led Rice in passing for four straight years and his career and season marks were the standard at Rice for over 30 years until they were shattered by Chase Clement, another San Antonio signal caller. Kramer left Rice with school records in single-season passing yards, career passing yards (6,197), season total offense (3,272), career total offense (6,336), season touchdown passes (21), career touchdown passes (37), season total touchdowns (25) and career total touchdowns (48). He was the 1976 George Martin Award winner as Rice's MVP in 1976. He was elected to the Rice Athletic Hall of Fame in 1984 and to the Texas Sports Hall of Fame in 2010.

### 1976

Prospered under Homer Rice's inovated passing attack as a senior... Earned consensus All America honors and finished fifth in the voting for the Heisman Trophy in 1976 after leading the nation in passing (3,317) and total offense (3,272), the second-best totals in NCAA history at that time. The

leader of the "Rice Air Corps" as they were known, Kramer was the first player in Southwest Conference history to top 3,000 yards in total offense and he set SWC single-season records for attempts (501), completions (269) and touchdown passes (21) and total plays (562) in addition to his passing and total offense marks. He also recorded four of the top eight passing games in conference history in 1976... Despite Rice's 3-8 record, Kramer was the consensus choice for All America honors as a senior, joining John Elway as the only quarterbacks since 1970 to be honored while playing for teams with a losing record... Selected to play in the Senior Bowl and the Blue-Gray Game in 1976 and was named MVP of the Senior Bowl. He also received the Fort Worth Kiwanis Sportsmanship Award in 1976...

### 1975

Led the Southwest Conference in passing and total offense... Was intercepted 16 times, but nine came in the last two games when he was playing with a split thumb on his throwing hand.

### 1974

First year as opening game starter.

### 1973

Made his starting debut as a true freshman against eventual National Champion Notre Dame and fellow 2012 Hall of Famer Dave Casper at Rice Stadium on October 13... Finished fourth in the SWC with 705 yards passing, despite missing several games because of injuries...

### Lee High School

All-State selection for coach John Ferrara while leading Lee to a 27-1-1 record over the 1971 and 1972 seasons.. Threw for 257 yards and three touchdown passes while leading San Antonio Lee to a 28-27 thriller over Wichita Falls in the 1971 4A state championship game, which was the first high school game played at the Dallas Cowboys Texas Stadium... Led Lee back to the playoffs as a senior, falling to Baytown Sterling 21-20 in the 1972 state semifinals.

### NFL Career

Selected by the Minnesota Vikings with the 27th pick of the first round of the 1977 NFL Draft and went on to play 14 seasons in the NFL, throwing for nearly 25,000 yards. He was selected to the 1986 Pro Bowl.

### College Football Hall of Fame

Kramer is joined as 2012 inductees by the following players: Charles Alexander, LSU tailback (1975-78); Otis Armstrong, Purdue halfback (1970-72); Steve Bartkowski, Cal quarterback (1972-74); Hal Bedsole, USC split end (1961-63); Dave Casper, Notre Dame tight end (1971-73); Ty Detmer, BYU quarterback (1988-91); Art Monk, Syracuse wide receiver (1976-79); Greg Myers, Colorado State defensive back (1992-95); Jonathan Ogden, UCLA offensive tackle (1992-95); Gabe Rivera, Texas Tech defensive tackle (1979-82); Mark Simoneau, Kansas State linebacker (1996-99); Scott Thomas, Air Force safety (1982-85) and John Wooten, Colorado offensive guard (1956-58).

## Personal

Tommy Kramer ... born March 7, 1955 ... One of six brothers and four sisters... older brother Mike also played quarter back at Rice.

### TOMMY KRAMER CAREER STATISTICS

YEAR	Passing						Rushing			
	CMP	ATT	INT	YDS	TD	LG	RUSH	YDS	TD	LG
1973	58	139	7	705	2	53	56	4	2	20
1974	67	170	10	847	6	55	73	-37	1	20
1975	113	226	16	1328	8	41	131	217	4	16
1976	269	501	19	3317	21	80	61	-45	4	11
<b>TOTAL</b>	<b>507</b>	<b>1036</b>	<b>52</b>	<b>6196</b>	<b>37</b>	<b>80</b>	<b>321</b>	<b>139</b>	<b>11</b>	<b>20</b>

#### Single Game Highs

Pass Completions - 34 vs. Texas (O 2, 1976)

Pass Attempts - 60 at Texas A&M (O 23, 1976)

Passing Yards - 409 vs Houston (N 27, 1976)

Passing Touchdowns - 4 vs Utah (S 18, 1976)

Total Offensive Plays - 64 vs Houston (N 27, 1976)

Total Offensive Yards - 397 vs Houston (409 passing, -12 rushing) (N 27, 1976)

## Rice University's National Football Foundation Hall of Fame Inductees

Year Inducted	Player
1961	Weldon Humble
1965	James "Froggy" Williams
1978	Bill Wallace
1979	Dicky Maegle
1993	Buddy Dial
<b>2012</b>	<b>Tommy Kramer</b>

Year Inducted	Coach
1954	John W. Heisman
1971	Jess Neely



## David BAILIFF

Head Coach  
Sixth Season

David Bailiff enters his sixth season at the helm of the Rice Owls, leading a program that has achieved success on the field, in the classroom, in the community and on the recruiting trail.

In his first five seasons, Bailiff has led the Owls to their first bowl title in over 50 years while also improving the teams cumulative GPA each year. The Owls have led Conference USA football teams in GPA in each of their seven seasons in the conference and in 2010 were honored by the American Football Coaches Association as the co-winners of the Academic Achievement Award. He is a member of the American Football Coaches Association Board of Trustees and has served as a member of the USA Today Coaches' Poll for the past three seasons.

In 2011 Bryce Callahan became the third Owl under Bailiff to earn multiple Freshman All-America honors and Bailiff has also produced a pair of All Americans (Jarett Dillard and Kyle Martens) in the past four years.

Bailiff's staff has made the state of Texas a priority in recruit-

ing, solidifying relationships with high school coaches throughout the state that has also seen the Owls increase their walk-on program.

He has also made good on his promise to keep the Owls active in community work, as the Owls have been tireless in their efforts with local schools and hosting a series of free clinics. In July of 2009, Bailiff accepted an invitation to join with four other college football coaches on a goodwill tour to visit military personnel stationed in Afghanistan and again honored our troops in 2011 by participating as a driver the "Crossing of America" tour.

In 2008, the Owls endured a series of challenges as well as the aftermath of Hurricane Ike and produced the first 10-win season for Rice since 1949 and the Owls' first victory in a bowl game since their memorable win over Alabama in the 1954 Cotton Bowl. For his efforts, Bailiff was honored by his conference peers as the 2008 Conference USA Coach of the Year.

With their 38-14 victory over Western Michigan in the Texas Bowl, the Owls closed the season with seven straight wins, validating the faith he had placed in the 2008 senior class to motivate its teammates to make it a memorable year. From the rigors of winter conditioning to the early morning workouts all through the summer of 2008, the Owls were molded into a team determined to make a statement this season.

Opening with a 56-point outburst against SMU on national TV in late August, Chase Clement and his band of receivers piled up points at a record pace. Clement and Jarett Dillard went on to become the most productive passing duo in NCAA history, while Dillard broke

the NCAA career mark for touchdown receptions. Clement shattered the conference career marks for touchdown passes and total touchdowns, while James Casey, the multi-talented former pro baseball player, broke the C-USA record with 111 catches.

At the same time, the Owls defense, bolstered by the fruits of Bailiff's first two recruiting classes, was able to improve with each game and produced some stout efforts during a seven-game winning streak to end the year.

Bailiff came to Rice after three seasons as the head coach at Texas State University in San Marcos, TX where he posted a 21-15 record while leading the Bobcats to their first Southland Conference championship and the semifinals of the NCAA Division I-AA playoffs in 2005.

In his last two seasons at Texas State, Bailiff produced standouts both on the field and in the classroom. He produced both the Southland Offensive and Defensive Players of the Year in 2005 (Barrick Nealy and Fred Evans) and the league's Student Athlete of the Year for football in 2006 (Walter Musgrove). Overall, he produced a total of 14 All Southland Conference first team selections, and 13 players who were named to the academic all conference squad in his last two years.

The 2005 season was truly a magical one. The Bobcats went 9-2 during the regular season and earned the school's first berth in the Division I-AA playoffs.

In their first game, the Bobcats stormed back from a 35-16 deficit against Division I-AA national power Georgia Southern to score

34 unanswered points and beat the Eagles 50-35. The `Cats then defeated Cal Poly 14-7 to move on to the national semifinals. Only a 40-37 overtime loss to Northern Iowa stood between Texas State and an appearance in the Division I-AA National Championship Game.

Bailiff was named the American Football Coaches Association's Region 5 Coach of the Year and finished third in the voting for the Eddie Robinson Award presented annually to the top coach in Division I-AA.

Prior to being named Texas State head coach, Bailiff spent three seasons on the staff at TCU. He served as the Horned Frogs' defensive coordinator in both 2002 and 2003 while working with the team's defensive lineman.

The 2003 Horned Frogs posted an 11-2 record and were ranked 25th in the final Associated Press writers poll and 24th in the ESPN/USA Today Coaches Poll. Bailiff was part of a staff which built quite a tradition on defense at TCU. During his three seasons in Fort Worth, the Horned Frogs were ranked 24th, 1st and 38th in the country in total defense and 10th, first and ninth against the run.

In 2002, TCU allowed just 240.2 yards of total offense per game which led the country. The Horned Frogs surrendered an average 64.8 yards on the ground. During the year, the Frogs held Tulane to a school-record -53 yards rushing. TCU also ranked second in the country in pass efficiency defense, allowing opponents to complete less than 39 percent of their passes.

Six TCU defensive players earned all-conference accolades in 2002 including Conference USA Defensive Player of the year and

Second-Team All-American LaMarcus MacDonald.

While at TCU, the Horned Frogs played in a bowl game every season - the galleryfurniture.com Bowl (2001), AXA Liberty Bowl (2002) and the Plains Capital Fort Worth Bowl (2003).

He began his coaching career as the defensive line coach at New Braunfels High School (1982-84). He went into private business from 1984-88 before returning to the coaching ranks as a defensive graduate assistant coach at Texas State in 1988. He was elevated to the Bobcats' defensive line coach in 1989.

Bailiff left Texas State in 1992 for an assistant coaching position at New Mexico. He returned to Texas State in 1997 as defensive coordinator and added assistant head coach responsibilities to his role in 1999.

It was in 1999 that Bailiff was selected the NCAA Division I-AA Assistant Coach of the Year by the American Football Coaches Association. While at TCU Bailiff was also honored as the Top Assistant Football Coach by the All-American Football Foundation following the Horned Frogs' 2002 season.

As a player, Bailiff was named All-Lone Star Conference as well as All-America honorable mention while playing at Texas State from 1977-80. He served as a team captain in 1980 and was named honorable mention to the Lone Star Team of the Decade.

Bailiff is married to the former Angie Daniels of Versailles, Mo. He has a daughter, Brooke (27), and the couple has twin 15-year-old sons, Grayson and Gregory.

## YEAR-BY-YEAR HEAD COACHING RECORD

### Texas State

Year	Overall		SLC		Post-Season
	W	L	W	L	
2004	5	6	3	2	Semifinalist, NCAA FCS Playoffs
2005	11	3	5	1	
2006	5	6	3	3	

### Rice

Year	Overall		C-USA		Post-Season
	W	L	W	L	
2007	3	9	3	5	Texas Bowl Champion
2008	10	3	7	1	
2009	2	10	2	6	
2010	4	8	3	5	
2011	4	8	3	5	

### Head Coaching Record

School	Years	Overall		Conference	
		W	L	W	L
Texas State	3	21	15	11	6
Rice	5	23	38	19	25
<b>Overall</b>	<b>8</b>	<b>44</b>	<b>53</b>	<b>30</b>	<b>31</b>



## Darrell PATTERSON

Assistant Head Coach/Linebackers  
Sixth Season

Darrell Patterson is back for his sixth season at Rice and his first as Assistant Head Coach. He is in his third season of guiding the Owls' linebackers and his second as special teams coordinator.

He continues to spearhead Rice's recruiting efforts in Canada, where he made his name as a CFL standout for eight seasons. The Owls have signed a total of seven Canadians in the past six years, including All C-USA OT Scott Mitchell and All C-USA Tight End Luke Willson.

Patterson joined the Rice coaching staff on February 20, 2007 after two seasons as the linebackers coach at Stanford.

Patterson was a standout linebacker at TCU from 1979-82 and is a member of the school's Hall of Fame. He remains the school's all-time leader in total tackles (544), unassisted tackles (286) and assisted tackles (258).

He was selected in the sixth round of the 1983 NFL Draft by the New York Giants, but found his way to the Canadian Football League for a seven-year career as a linebacker for the Winnipeg Blue Bombers (1984-88) and the Hamilton Tiger Cats (1988-90). Patterson won a Grey Cup championship with Winnipeg in 1984 and was on a runner-up in 1989 with Hamilton.

Following his playing days, Patterson began his coaching career as an intern for the British Columbia Lions in 1991. His collegiate coaching stops have included Akron (1992-94), Temple (1995-96), Kentucky (1997-2000), Arkansas State (2001), Baylor (2002), Southern Methodist (2003-04) and Stanford. He also had a coaching stint with Ottawa of the CFL in 1995.

Patterson coached linebackers during his stops at Southern Methodist, Baylor and Arkansas State. At Baylor, he coached linebacker John Garrett, who went on to sign an NFL free agent contract.

During his four seasons at Kentucky, Patterson was part of a staff that advanced to two bowl games: the Outback Bowl versus Penn State following the 1998 season and the 1999 Music City Bowl against Syracuse. While at Kentucky, Patterson coached safeties Willie Gary and Anthony Wajda to All-SEC honors, as well as Freshman All-American David Jackson.

Patterson coached defensive tackle Larry Chester during his two seasons at Temple. Chester went on to sign an NFL contract with the Indianapolis Colts. He returned to the Canadian Football League in 1995 as a defensive line and special teams coach for the Ottawa Rough Riders.

Patterson's first foray into the collegiate coaching ranks came in 1992 when he began a three-year stint at Akron (1992-94).

Patterson earned a bachelor's degree in Human Relations from TCU in 1984. He and his wife Julie, whom he met while playing professionally in Canada, have three children: a son, Michael, who was a three-year letterman and 2012 Rice graduate, and two daughters, Monika and Meghan.



## **John REAGAN**

### **Offensive Coordinator**

### **Running Backs**

### **Third Season**

John Reagan enters his third season at Rice and his second as the Offensive Coordinator. He will make a position group switch and be responsible for the Rice running backs in 2012.

Reagan joined the staff on February 2, 2010, serving as run game coordinator and coaching the tight ends and assisting with the O-Line. He was promoted to Offensive Coordinator in 2010.

Prior to joining the Owls, Reagan spent five seasons at Kansas as the offensive line coach and run game coordinator. Under his direction, KU posted a better rushing average in each of the first four seasons, including running for 188.8 yards per game in 2007.

In 2008 Reagan molded an offensive line which featured two redshirt freshmen starters at the tackle spots who went on to earn freshman All-America honors (Jeremiah Hatch and Jeff Spikes), while two interior linemen, center Ryan Cantrell and guard Adrian Mayes, were both named All-Big 12 Honorable Mention.

Under Reagan's direction, offensive tackle Anthony Collins developed into a 2007 All-America selection and was one of three finalists for the Outland Trophy, given annually to the best interior lineman in college football.

Collins went on to be selected in the fourth round of the 2008 NFL Draft by the Cincinnati Bengals.

That season, the Jayhawks were fifth in the Big 12 Conference in rushing offense and 31st in the nation with 188.8 yards per game, which included 4.8 yards per carry. KU scored 30 rushing touchdowns on the year.

The 2006 season was also an extremely successful campaign, due in part to the exploits Reagan's unit accomplished. The rushing offense finished fourth in the Big 12 behind the talented Jon Cornish, who set a new Kansas single-season rushing record with 1,427 yards following the KU line. Reagan saw center and senior captain David Ochoa earn All-Big 12 Second Team honors, as the rushing unit averaged 176.4 yards per game and nearly five yards per carry.

In 2005, Reagan helped execute KU's rushing offense which ended the season averaging 134 yards per game and nearly four yards per carry. The year before his arrival, the Jayhawks averaged just 94.0 yards per game and less than three yards per carry. Reagan had two offensive linemen – David Ochoa and Bob Whitaker – earn All-Big 12 honors during his first year at KU. In addition, Matt Thompson was named Academic All-District Second Team.

Reagan, who spent the 2003-04 seasons as the offensive line coach at the U.S. Air Force Academy, also assisted with several special teams units at AFA, including the extra point and field goal teams.

During Reagan's first year in Colorado Springs, the offensive line featured Falcon players Brett Huyser, Jesse Underbakke and Blane Neufeld, who each earned All-Mountain West Conference honors. In 2004, Reagan took over a young, inexperienced group of linemen and molded them into one of the top offensive lines in the MWC – two athletes, John Wilson and Ross Weaver, earned All-MWC honors.

Reagan was the offensive line coach for one season at Temple before taking his position at Air Force. He directed the defensive line at Temple for two years before his switch to the opposite side of the ball. In 2001, Reagan directed Temple's defensive front four to a productive campaign that saw the school ranked 19th nationally in total defense. In addition, defensive tackle Dan Klecko became Temple's first unanimous All-Big East honoree, while defensive end Raheem Brock was taken in the seventh round of the NFL draft by the Philadelphia Eagles.

Reagan joined the Owls' coaching staff in February 2000 after instructing the Akron defensive line in 1999. Before coaching at Akron, Reagan was the tight ends coach and offensive tackle coach at Army in 1998. In 1997, he held the same position as an assistant coach at the University of Pennsylvania. Reagan spent the 1996 season as an offensive graduate assistant at Oklahoma State. He began his coaching career in 1994 as the assistant offensive line and fullback coach at Albany, where he remained until joining the Cowboys in 1996.

Reagan, a native of Delmar, N.Y., graduated from Syracuse in 1994 with a dual major in exercise science and sport psychology. He was a three-year starter at center for the Orangemen. As a senior captain in 1993, Reagan earned the Ben Schwartzwalder Most Exemplary Football Player Award after leading his team to a 26-22 victory over Colorado in the Fiesta Bowl. While with the Orangemen, he also competed in the 1992 Hall of Fame Bowl when Syracuse defeated Ohio State 24-17. Reagan was twice named to the GTE Academic All-America team (1992-93) and was presented with the Toyota Leadership Award following his senior season.

Reagan has a daughter, Kaitlyn and a son, Daniel.



## Chris THURMOND

Defensive Coordinator

Cornerbacks

Second Season

In his second season at Rice, Chris Thurmond has assumed the duties of Defensive Coordinator in addition to continuing to coach the Owls cornerbacks.

Thurmond originally joined the staff on Feb. 22, 2011, after spending the previous three seasons at Kentucky. In his first year with the Owls, Thurmond guided his younger corners through the challenge of early-than-expected playing time due to injuries to the veterans. At the end of the season, redshirt freshman Bryce Callahan had earned Freshman All America and Conference USA All Freshman honors after picking off six passes to lead the nation and defending 15 passes.

In his three seasons at Kentucky, the Wildcats advanced to bowl games each season - Liberty Bowl (2008), Music City Bowl (2009) and the BBVA Compass Bowl (2010).

Prior to joining the Rice staff, Thurmond had student-athletes go on to sign National Football League contracts two straight seasons. Kentucky cornerback Trevard Lindley earned second-team All-America honors in 2008 and established a UK career record for pass

breakups. Despite being sidelined for much of his senior season in 2009, Lindley repeated All-SEC honors in 2009 and was drafted by the NFL's Philadelphia Eagles.

Defensive backs coached or recruited by Thurmond have been apart of the last three Super Bowl championship teams. Both Anthony Madison (Pittsburgh Steelers) and Roman Harper (New Orleans Saints), who Thurmond recruited to the University of Alabama, were members of Super Bowl XLIII and XLIV championship teams in 2009 and 2010, respectively. Thurmond also coached Green Bay Packer Charlie Peprah, who was part of the Super Bowl XLV championship team earlier this year.

Between stints at Alabama (2001-02) and Kentucky (2008-10), Thurmond coached five seasons in the state of Texas. Highlighted by a trip to the Cotton Bowl following the 2004 season, he was the cornerbacks coach at Texas A&M from 2003-05.

He coached cornerbacks and was the recruiting coordinator for two seasons across town at the University of Houston (2006-07). He helped the Cougars advance to the 2006 Liberty Bowl and in 2007 was the interim head coach for UH when the team played in the Texas Bowl after head coach Art Briles became the coach at Baylor. While at Houston, he coached cornerback Willie Gaston who was a second-team All-Conference USA selection and went on to play for the Baltimore Ravens.

During his two seasons coaching the cornerbacks at Alabama, the Crimson Tide won the 2001 Independence Bowl. The 2002 Alabama team led the SEC and ranked third nationally in total defense,

posting the best record in the SEC Western Division. Eight Alabama players he either coached or recruited signed National Football League contracts.

Thurmond has also worked at Tulsa (1983-91, 1994), East Carolina (1992-93), Texas Christian (1995, 1998-2000) and Oklahoma (2006-07), coaching the cornerbacks or entire secondary unit during each of the stints.

During his second term at TCU, Thurmond helped guide the Horned Frogs to the 2000 Western Athletic Conference co-championship. TCU led the nation in scoring defense and total defense while ranking third in pass efficiency defense.

While at Tulsa in 1991, the Golden Hurricane ranked among the nation's leaders in pass defense efficiency. Tulsa capped the season with a win in the Freedom Bowl.

Thurmond has coached in 12 bowl games during his career and has coached or recruited numerous athletes who have gone on to play in the NFL. In addition to Madison, Harper, Peprah and Lindley, the list of current NFL players who were coached or recruited by Thurmond includes Houston Texans defensive end Mark Anderson.

A native of San Springs, Okla., Thurmond graduated from the University of Tulsa in 1975. He spent seven years as a high school coach in Oklahoma including head coach at his alma mater, Charles Page High School, before entering the college ranks.

Thurmond's daughter Paige lives in Little Rock, Ark.



## Larry EDMONDSON

### Passing Game Coordinator/Quarterbacks Fourth Season

Larry Edmondson took over as the Owls quarterback coach and passing game coordinator in January of 2011. Edmondson joined the Rice staff on January 30, 2009 as the Owls' wide receiver coach.

Edmondson, who was the offensive coordinator and assistant head coach at Katy Taylor High School in 2008, is entering his 24th year of college coaching, including 14 years of coaching wide receivers. He was the wide receivers coach at SMU from 2004 to 2007, Auburn in 1997-98, Mississippi State in 1996, LSU from 1991-94 and at Southern Miss from 1988-90. He has also served as the offensive coordinator and quarterbacks coach at SMU (2002-03) and Louisiana-Lafayette (1999-2001).

While at SMU, Edmondson guided Bobby Chase to All-C-USA honors in 2005 and Emmanuel Sanders to All-Conference and freshman All-America honors in 2006. As the offensive coordinator at Louisiana-Lafayette, he constructed an offense that set six school records

in 2001 and was credited with the development of sophomore quarterback Jon Van Cleave, who led the Sun Belt Conference in passing yards per game.

In addition to coaching wide receivers at Auburn, Edmondson also oversaw the Tigers recruiting efforts. Auburn won the 1997 SEC West Division championship and went on to defeat Clemson in the 1998 Peach Bowl.

A 1983 graduate of Texas A&M where he lettered as a tight end and was a teammate of Houston Texans head coach Gary Kubiak, (and now coaches Kubiak's son Klein, a freshman at Rice), Edmondson began his coaching career as a graduate assistant with the Aggies from 1984 to 1986. He served as a GA at Arizona in 1987 before joining Curly Hallman's staff at Southern Miss as wide receivers coach in 1988.

In his first year at USM, the Golden Eagles went 10-2 including a 38-18 win over UTEP in the Independence Bowl. Southern Miss opened the 1990 season with a win over Florida State and played in the All-American Bowl that year, and also posted wins over both Alabama and Auburn during his time there.

Married (Cara) with two children, son Sean and daughter Taylor.



## Larry HOEFER

### Safeties First Season

Texas native and longtime defensive coach Larry Hoefer joined the Rice staff as safeties coach on February 6, 2012.

Hoefer brings 35 years of coaching experience to the Owls, including seven seasons at Baylor where he coached both the safeties (2003-07) and linebackers (2008-09).

Hoefer, who came to Baylor in 2003 with Guy Morriss from Kentucky, served as Baylor's defensive coordinator and safeties coach in 2007. He coached at least one All-Big 12 performer every year.

In his first year at Baylor, Hoefer coached the Bears' leading tackler in Maurice Lane, who had 129 stops at free safety en route to honorable mention All-Big 12 honors, and Derrick Cash, the team's fourth-leading tackler as an outside safety. Another pupil, outside safety Willie Andrews, led the team in interceptions and was third on the squad in tackles.

In 2004 Andrews earned first-team All-Big 12 honors as a safety from the Dallas Morning News and as a return specialist from the league's coaches, while Lane garnered first-team all-conference recognition from the San Antonio Ex-

press-News. Lane again paced the squad in tackles, while Andrews again ranked third in tackles and had a team-high three sacks.

Lane led the Bears in tackles for the third consecutive year in 2005 en route to first-team All-Big 12 honors from both The Associated Press and the Dallas Morning News. Andrews earned first-team All-Big 12 recognition from the league's coaches as a safety and was later selected in the seventh round of the 2006 NFL Draft.

In 2006, outside safety Maurice Linguist and free safety Dwain Crawford both earned honorable mention All-Big 12 honors from the league's coaches. Jordan Lake was a consensus second-team All-Big 12 selection as a free safety in 2007 after leading the Bears with 120 total tackles.

In 2008 Hoefer coached linebacker Joe Pawelek, who ranked seventh nationally in both tackles (10.7 per game) and interceptions (0.5 per game) - the only player nationally ranked in the top 10 of both categories. Pawelek was named an All-American and consensus All-Big 12 player.

Hoefer spent two seasons as safeties coach on Morriss' Kentucky staff before making the move to Waco. He went to UK from Texas-El Paso, where he was defensive coordinator and linebackers coach for the 2000 season. The Miners posted an 8-3 regular season record, were WAC co-champions and played in the Humanitarian Bowl. The bowl game marked Hoefer's sixth as a coach, in addition to four at Texas Tech and one (1988) during his previous stint at UTEP.

Using an eight-man front under Hoefer's guidance, UTEP reduced its rushing yards allowed from 208.2 yards per game in 1999 to 153.8 ypg in the 2000 season. UTEP held five of its league opponents under 100 yards rushing. The Miners also ranked 19th nationally in pass efficiency defense.

Hoefer worked for coach Spike Dykes at Texas Tech from 1994-99, where he coached the outside linebackers. Tech was bowl-eligible every season and played in the Cotton, Copper, Alamo and Independence bowls during Hoefer's tenure. Among his pupils were Marcus Coleman, a first-team All-American in 1995 and Ty Ardoin, each of whom played in the NFL. Hoefer also coached All-Big 12 picks Robert Johnson and Jody Brown. Tech ranked first in the nation for takeaways over a five-year period from 1993-97.

Hoefer had multiple responsibilities as an assistant at Missouri from 1989-93, working his way up from receivers coach to defensive coordinator and assistant head coach. His first term at UTEP, from 1982-88, was capped by a 10-win season and a berth in the 1988 Independence Bowl.

A native of Abilene, Texas, Hoefer stayed in his hometown and played defensive back at McMurry University, graduating in 1973. He was team captain and earned the squad's MVP honor.

Hoefer's first coaching stop was at Tarleton State from 1974-75 as a graduate assistant working with the defensive backs. He went on to coach at Big Spring (Texas) High School in 1976 and Abilene (Texas) High from 1977-80. Hoefer coached at West Texas State in 1981 before joining the UTEP staff for the first time.

Hoefer and his wife, Kathy, have three children: son, Bennett, a 2007 Baylor graduate and three-year letterman at safety; married son Tyler (wife, Meagan and daughter, Avery) a United State Naval Academy graduate and captain in the U.S. Marines; married daughter, Alison Schupp (husband, Chris, and daughters Sydney, Samantha and Sophia).



## **Billy LYNCH**

### **Wide Receivers Second Season**

Billy Lynch is entering his second season of coaching the Owls wide receivers and his first as the Recruiting Coordinator. He joined the Rice coaching staff on Feb. 22, 2011 after six seasons at Indiana where he developed some of the most productive receivers in Hoosiers' history.

In 2010 his top three receivers, Damarlo Belcher (78 catches, 832 yards, 4 touchdowns), Terrance Turner (67, 681, 3) and Doss (63 catches, 706 yards, 7 touchdowns) topped 60 catches and 700 yards receiving and the unit set a school record with 3,446 total yard.

In 2009, Tandon Doss became Lynch's second All-Big Ten receiver (James Hardy), as he earned first team honors from the conference media and second team recognition from the league's coaches.

As sophomores in 2009, Doss and Belcher became the first duo in IU history to each collect 60-plus receptions and 700-plus yards in a season. Their 138 combined catches rank first in Hoosier lore (third in Big Ten in 2009) and 1,732 yards sit second (second in Big Ten).

Doss finished second in the Big Ten and 30th nationally in yards per game (80.2) and third in the league and tied for 22nd nationally in

catches per game (6.64). He closed out the year second on IU's single-season receptions list and fifth in the school's single-season yardage rankings.

Belcher wrapped up the year tied for fourth on Indiana's single-season receptions list and 13th on the single-season yardage list. He ranked fifth in the Big Ten with 5.08 grabs per game and sixth in yards per game (64.2).

The 2008 corps, led by Ray Fisher and Andrew Means, saw four receivers reach 25 receptions and post over 275 yards. It also featured one of the top true freshman duos in IU history - Belcher and Doss.

Fisher and Means, who signed a professional baseball contract with the Cincinnati Reds in 2008, became the 13th and 14th Hoosiers, respectively, to go over 100 career receptions and 1,000 career yards in 2008, joining Hardy as the second and third wideouts under Lynch to enter the elite club. Means also earned a spot on the Biletnikoff Award Watch List, the third straight year a Hoosier appeared on the list (Hardy - 2006, 2007).

Belcher (25 catches, 337 yards and two touchdowns) and Doss (14, 186, one) combined for the second-highest receiving yardage total by a true freshman duo in school history. Among Hoosier true freshmen, Belcher's 25 receptions and 337 yards rank third all-time.

The 2007 season saw Lynch's wide receivers re-write the IU record books, as they recorded a school-record 3,073 yards. Hardy, who was selected in the second round (41st pick) of the NFL Draft by the Buffalo Bills, set new school marks with 16 receiving TDs and 79 catches. He finished his career as the school's all-time receiving yard-

age (2,740), receptions (191) and receiving touchdowns (36) leader. Hardy was a semifinalist for the Biletnikoff Award, named All-America by five publications and selected first team All-Big Ten.

Led by Hardy, the 2006 Hoosiers finished third in the Big Ten in receiving yards per game. Hardy was a second team all-conference selection after leading the team with 51 catches, 722 yards and 10 touchdowns. Six different Hoosier wideouts caught 20 passes and went over 200 yards, with five of those six being underclassmen.

In 2005, Lynch tutored Hardy to one of the most prolific debut seasons IU has seen at wide receiver. Hardy finished with 61 receptions (fourth in school history), 10 touchdowns (tied for third all-time) and 893 yards (seventh all-time). In addition, his five 100-yard games were tied for the second most in a season in school history.

One of five assistant coaches that came from Miami (Ohio) University to Indiana, Lynch was the RedHawks' tight ends coach in 2004 and offensive graduate assistant in 2002-03. During his tenure in Oxford, Lynch assisted with a potent offense that led the nation at 43.0 points per game in 2003.

He spent his undergraduate years as a wide receiver and three-year letter winner at Ball State University, where he graduated with a bachelor's degree in education in 2002. He led the Cardinals with 40 receptions his senior year. He also lettered three years in basketball, including the 2000-01 and 2001-02 seasons for then-BSU head coach and current Indiana assistant basketball coach Tim Buckley.

Billy and his wife, Carla, have three children, Lindsey (6), and two sons, Max (5), and Ryan (4).



## Michael SLATER

### Defensive Line First Season

Michael Slater joined the Rice staff on February 23 as the defensive line coach.

Slater served for three seasons at Rice as a defensive graduate assistant, earning a Master's of Liberal Studies degree during his tenure while working with the defensive line. After his graduation in the spring of 2011, Slater spent one season as the Defensive Line coach at Angelo State before returning to Rice.

Slater coached at the high school level in the Houston area for 12 years, first at Alief Hastings for five seasons and most recently at Alief Taylor for seven years. He coached the defensive line and also coordinated

special teams. As the defensive line coach at Taylor, he coached future Owl Cheta Ozougwu.

He began his coaching career while attending Southwest Texas State (now Texas State), where he served as a student assistant coach in 1993 before graduating with a degree in Agriculture/Animal Science.

Slater has one son, Kyle



## David SLOAN

### Tight Ends/Assistant Special Teams Third Season

After two seasons serving as a graduate assistant and in a quality control position, David Sloan was promoted to Tight Ends Coach in February of 2012. He also assists with the Owls special teams.

Sloan joined the Owls in 2010, reuniting with Rice head coach David Bailiff, who was on the staff at the University of New Mexico in 1993 when Sloan signed with the Lobos out of junior college.

A two-time Academic All-Conference selection while playing basketball at Fresno City College from 1990-91, Sloan made the jump to football in the fall of 1992.

He caught the eye of Bailiff after catching 13 passes for 254 yards and 4 touchdowns. He signed with New Mexico and earned All-WAC Honorable Mention as a junior in 1993. He improved on that effort as a senior, earning first-team All-WAC honors and was named one of the Lobos' team co-captains after catching 24 receptions for 320 yards and 1 touchdown during his senior campaign.

After his senior year, he played in the Blue Gray All-Star Game, Senior Bowl and participated in NFL Scouting combine in Indianapolis.

Sloan was selected in the third round of the 1995 by the Detroit Lions and became a starter midway through his rookie season and the Lions won seven straight to earn a playoff spot. He enjoyed his best season in 1999, when he earned a spot in the Pro Bowl after catching 47 passes for 591 yards and four touchdowns as the Lions again reached the playoffs.

Sloan started for the NFC in the 2000 Pro Bowl and was named as an alternate in 2001. He led the Lions with seven touchdown passes in 2001.

He was signed by New Orleans in 2002 and retired after the 2003 season. He finished his NFL career with 199 receptions, for 2251 yards and 17 touchdowns including seven catches for 100 yards and two touchdowns in three playoff games.

He and his wife Jennifer have two daughters: Trinity (6) and Bentley (3).



## **Ronnie VINKLAREK**

**Offensive Line**  
**Fourth Season**

Ronnie Vinklarek joined the Rice football staff as the offensive line coach on February 28, 2009.

Vinklarek will oversee a total overhaul of the Owls offensive line in 2012, after the graduation of players who had a combined total of 166 career starts. He will welcome one returning starter in redshirt sophomore Drew Carroll and a JC All America transfer in Nate Richards, who will join with a group of talented redshirts to form the Owls offensive line.

Vinklarek, has 20 years of coaching experience at the collegiate and professional level and is no stranger to the Houston area or Conference USA. He coached the linemen at the University of Houston from 1988-93 and at SMU from 2004-07. He also coached at the high school level in Houston, coaching the defensive line at Spring Branch High School in 1983-84.

While at Houston, he mentored the offensive line that protected Andre Ware during his Heisman Trophy winning season (1989) and was selected to coach in the 1990 Blue-Gray Game after helping UH to a 10-1 season. He originally came to Houston as a graduate assistant under former Houston Oilers and Washington Redskins head coach Jack Pardee and was promoted to full-time assistant in 1990.

Vinklarek coached in the NFL for three seasons. He broke into the league in 2000 with the Tennessee Titans as their defensive quality control, linebackers and special teams coach. He moved on to the Buffalo Bills in 2001 and coached their offensive line for two seasons. In 2002 the Bills offensive line paved the way for a 4,359-yard passer in Drew Bledsoe, a 1,439-yard rusher in Travis Henry and two 1,200-yard-plus receivers in Eric Moulds and Peerless Price.

Prior to joining the Owls, he coached the offensive line for the Edmonton Eskimos of the CFL. He broke into the coaching ranks as the seventh and eighth grade coach at Hill Country Middle School after graduating from Southwest Texas in 1981. From 1983 to 1984, was the defensive line coach for Spring Branch High School in Houston before becoming the defensive coordinator at Marble Falls (Texas) High School from 1984-86.

He also served as offensive line coach at Oklahoma State (1998 & 1999), Valdosta State (1997) as well as with the CFL's Birmingham Barracudas (1995).

A Flatonia, Texas, native, Vinklarek is married to the former Marianne Britz. The couple has two sons, Trevor and Trent.



## **Ryan CANTRELL**

### **Offensive Graduate Assistant**

### **Third Season**

Ryan Cantrell joined the Rice football staff prior to the start of the 2010 season.

A Houston native, Cantrell was a standout center at Kansas while playing for current Owls' Offensive Coordinator John Reagan. He started 33 games at KU, including his final 25 consecutive, and was elected as a captain of the Jayhawks' 2008 team.

As a junior, he anchored an offensive line (which included current Rice offensive grad assistant Adrian Mayes) that led KU to an Orange Bowl title. He was a member of three bowl championship teams (2005 Fort Worth Bowl, 2008 Orange Bowl, 2008 Insight Bowl) and was named honorable mention All Big XII in his last two season as well as to the Rimington Award Watch List prior to his senior year. He was presented the Gale Sayers Award for Courage as a senior.

He was a two-time member of the KU Athletic Director's Honor Roll and graduated with a degree in Economics (with a Business minor) in 2009.

A 2004 graduate of Clements High School where he was a member of *Dave Campbell's Texas Football SuperTeam*, Cantrell returned to the school after his graduation from Kansas and was an assistant offensive line coach from 2009-10.



## **Adrian MAYES**

### **Defensive Graduate Assistant**

### **Second Season**

Adrian Mayes joined the Rice football staff as a Graduate Assistant in 2011.

Mayes walked on at Kansas and developed into a standout offensive guard, being named the Jayhawks Offensive Lineman of the Year as a senior. He was a two-time honorable mention All Big XII selection while playing for current Owls' Offensive Coordinator John Reagan alongside current Owls Offensive Quality Control assistant Ryan Cantrell.

Mayes was a two-year starter and a member of three bowl championship squads (2005 Fort Worth Bowl, 2008 Orange Bowl, 2008 Insight Bowl). He also excelled in the classroom, earning back-to-back spots on the Big XII All Academic second team.

He earned both his bachelor's (Business Management Leadership 2009) and master's degree (Sport Management 2011) from Kansas. He served as a Graduate Assistant on KU's Strength and Conditioning staff while earning his masters.

Mayes and wife Amy make their home in Houston along with their two dogs, Marley and Minnie.



**Anthony STEWARD**  
Offensive Graduate Assistant  
First Season

A.J. Steward joined the Rice staff as an offensive graduate assistant in 2012.

Steward was a four-year letterman at Kansas, capping his career with by playing in all 12 games (five starts) as a senior tight end in 2011. Originally recruited as a quarterback, Steward found his first playing time as a wide receiver before switching to tight end. He was a member of the 2008 Orange Bowl Championship team, earning the Otto Schnellbacher Scout Team Player of the Year as a quarterback, as well as the 2008 Insight Bowl champions.

He was a four-time member of the Athletic Director's Honor Roll and graduated in 2012 from University of Kansas with a BSE in Health and Physical Education.



**Alan TENENBAUM**  
Defensive Graduate Assistant  
Third Season

Alan Tenenbaum is in his third season with the Rice Football program. He served as the Defensive Quality Control Assistant in 2010 before becoming the Defensive Graduate Assistant in 2011.

Tenenbaum is a 2010 graduate of the University of Arizona (Business Administration) and worked with the Wildcat football team from 2006-10 as a student assistant, helping with both recruiting and the defense.

He also served as an intern with the Atlanta Falcons player personnel department in the summer of 2009.

He is a 2006 Graduate of the Emery/Weiner School in Houston, where he played six-man football for the Jaguars.



## **Jared KAAIOHELO**

**Head Strength & Conditioning Coach**  
**Fourth Season**

Jared Kaaiohelo is entering his fourth full season as Rice's Head Strength & Conditioning Coach, having come to South Main in January of 2009.

Kaaiohelo oversees the conditioning programs for each of the Owls' 16 sports and manages a staff of four assistants who conduct conditioning drills in three facilities. He came to Rice after spending three years as the Assistant Strength & Conditioning Coach at the University of Kansas.

During his time at Kansas, the Jayhawk football team broke into the top ten in the rankings as well as captured bowl championships at the 2008 Orange Bowl over Virginia Tech and the 2009 Insight Bowl over Minnesota.

Kaaiohelo came to Kansas after spending three years as Central Oklahoma's strength and conditioning coach, working with all 12 varsity programs. He began his affiliation with the school as a volunteer in 2003 and then was hired as the Broncos' first-ever, fulltime strength and conditioning coach in February of 2004.

Under Kaaiohelo's tutelage, the Broncos enjoyed tremendous success, finishing 36<sup>th</sup> and 38<sup>th</sup> in the NCAA Division II Directors' Cup Standing in 2005 and 2006.

Formerly the president and CEO of The Fieldhouse, a strength and conditioning facility in Oklahoma City, Kaaiohelo is a certified strength and conditioning specialist through the National Strength and Conditioning Association as well as a USA weightlifting club coach.

Kaaiohelo is a native of Edmond, Okla. He spent three years at Arkansas before transferring to Division II Missouri Southern for his final two seasons. With the Lions, Kaaiohelo was a member of the 1993 MIAA Conference championship team and he earned a spot in 1994-95 Snow Bowl, the Division II All-Star game.

Kaaiohelo signed as a free agent with the Houston Oilers in 1995 and played two seasons for the Scottish Claymores of NFL Europe in 1996-97. The Claymores won the World Bowl Championship in 1996 and Kaaiohelo was voted team captain for the 1997 season. Later that year, he signed a free agent contract with the Indianapolis Colts.

Kaaiohelo earned his bachelor's degree from Oklahoma Christian University. He is married to his wife Connie, and the couple has two daughters, Kora (6) and Kenna (2).



## **Lanier COLEMAN**

**Assistant Strength & Conditioning Coach**  
**Second Season**



## **Tip GRAHAM**

**Assistant Strength & Conditioning Coach**  
**First Season**



## **Jerry PICKLE**

**Assistant Athletic Director/Football Operations  
Fifth Season**

Jerry Pickle joined the Rice staff in June of 2008 as the Assistant AD for Football Operations.

He came to Rice after 24 years at Baylor, including the last 13 as the director of football operations. He joined the Baylor program full-time in 1986 as recruiting coordinator and administrative assistant to Hall of Fame coach Grant Teaff.

In his current role, Pickle handles administrative responsibilities for the Rice football program.

His broad range of responsibilities include team travel, on-campus recruiting, roster upkeep, compliance, camps/clinics, golf tournaments, coaches/players tickets, academics, banquets, walk-on programs and game-day duties. Pickle also serves as the NFL liaison and is a liaison for the program with various athletic and university departments.

Pickle began his coaching career at the high school level and then coached five years in the college ranks in Mississippi and Missouri before going to Baylor.

He has both bachelor's (1976) and master's (1980) degrees in health, physical education and recreation from Delta State in Cleveland, Miss., where he lettered in football and track.

Pickle is married to the former Julie Turner and they have two sons, Matthew and Jonathan.



**Richie VALDES**  
Head Football Trainer  
Seventh Season

Richie Valdes is in his seventh year at Rice and his fourth as the Head Athletic Trainer for football.

He joined Rice in 2006 after completing his Master's Degree in Sports Administration at the University of Southern Mississippi. While at Southern Miss, Valdes was the athletic trainer for both the football team and the women's softball team.

A native of Lawrenceville, Ga., Valdes is also a 2004 graduate of the University of Georgia where he received a B.S. degree in Exercise and Sports Science -- Athletic Training. While at Georgia, Valdes worked with Bulldog football, women's soccer, softball, and men's and women's track and field.

He is a certified member of the National Athletic Trainer's Association and a licensed member of the Texas State Athletic Trainer's Association and the Southwest Athletic Trainer's Association.

A native of Lawrenceville, GA, Valdes married the former Sarah Beth Hendley of Melbourne, FL in December of 2011. They are expecting their first child in October



**Joey VARGAS**  
Assistant Football Trainer  
Fourth Season

Joey Vargas is in his fourth year as an Athletic Trainer at Rice University. He is currently an assistant athletic trainer with the Owl's football team. His first year at Rice was spent with the Men's and Women's Track and Field teams.

Vargas is a graduate of Lamar University in 2005 with a Bachelors of Science in Psychology. He attended graduate school at Texas Tech University - Health Science Center and earned a Master's of Athletic Training. While at TTU-HSC, he completed rotations with 3 area High Schools and Texas Tech Track and Field.

He is a certified member of the National Athletic Trainer's Association and a licensed member of the Texas State Athletic Trainer's Association and the Southwest Athletic Trainer's Association.

Vargas is a native of Nederland, Texas, and currently resides in Houston with his wife Brittney.

# 2011 Rice Football Results

Date	Opponent	W/L	Score	Record	C-USA	Attend.
S 3	at Texas	L	34-9	0-1		101,624
S 10	PURDUE	W	24-22	1-1		25,317
S 24	at Baylor	L	56-31	1-2		40,088
O 1	✈ at Southern Miss	L	48-24	1-3	0-1	28,656
O 8	✈ MEMPHIS	W	28-6	2-3	1-1	14,179
O 15	✈ at Marshall	L	24-20	2-4	1-2	27,509
O 22	✈ TULSA	L	38-20	2-5	1-3	17,314
O 27	✈ at Houston	L	73-34	2-6	1-4	32,112
N 5	✈ UTEP	W	41-37	3-6	2-4	14,372
N 12	at Northwestern	L	28-6	3-7	2-4	26,886
N 19	✈ TULANE	W	19-7	4-7	3-4	15,461
N 26	✈ at SMU	L	27-24	4-8	3-5	14,442

✈ Denotes Conference USA Game.

TEAM STATISTICS		Rice	Opp
<b>SCORING</b>		<b>280</b>	<b>400</b>
Points Per Game		23.3	33.3
<b>FIRST DOWNS</b>		<b>218</b>	<b>256</b>
Rushing		109	114
Passing		94	130
Penalty		15	12
<b>RUSHING YARDAGE</b>		<b>1811</b>	<b>2201</b>
Yards Gained Rushing		2265	2396
Yards Lost Rushing		454	195
Rushing Attempts		467	457
Average Per Rush		3.9	4.8
Average Per Game		150.9	183.4
TDs Rushing		13	18
<b>PASSING YARDAGE</b>		<b>2361</b>	<b>3344</b>
Att-Comp-Int		222-384-7	246-399-13
Average Per Pass		6.1	8.4
Average Per Catch		10.6	13.6
Average Per Game		196.8	278.7
TDs Passing		15	32
<b>TOTAL OFFENSE</b>		<b>4172</b>	<b>5545</b>
Total Plays		851	856
Average Per Play		4.9	6.5
Average Per Game		347.7	462.1
<b>KICKOFF RETURNS-YARDS</b>		<b>49-951</b>	<b>45-962</b>
Average Return		19.4	21.4
<b>PUNT RETURNS-YARDS</b>		<b>24-215</b>	<b>22-137</b>
Average Return		9.0	6.2

<b>INT RETURNS-YARDS</b>		<b>24-215</b>	<b>22-137</b>
Average Return		10.7	21.1
<b>FUMBLES-LOST</b>		<b>22-12</b>	<b>20-14</b>
<b>PENALTIES-YARDS</b>		<b>57-461</b>	<b>51-450</b>
Average Per Game		38.4	37.5
<b>PUNTS-YARDS</b>		<b>80-3454</b>	<b>59-2485</b>
Average Per Punt		43.2	42.1
Net Punt Average		39.7	38.1
<b>TIME OF POSSESSION/GAME</b>		<b>30:36</b>	<b>29:24</b>
1st Quarter		8:05	6:55
2nd Quarter		8:22	6:38
3rd Quarter		6:57	8:03
4th Quarter		7:12	7:48
<b>3rd DOWN CONVERSIONS</b>		<b>70-191</b>	<b>70-173</b>
3rd-Down Percentage		.366	.405
<b>4th DOWN CONVERSIONS</b>		<b>4-14</b>	<b>6-15</b>
4th-Down Percentage		.286	.400
<b>SACKS BY-Yards</b>		<b>21-100</b>	<b>21-158</b>
<b>MISC YARDS</b>		<b>0</b>	<b>0</b>
<b>TOUCHDOWNS SCORED</b>		<b>33</b>	<b>53</b>
<b>FIELD GOALS-ATTEMPTS</b>		<b>17-21</b>	<b>10-15</b>
<b>ON-SIDE KICKS</b>		<b>1-2</b>	<b>0-1</b>
<b>RED ZONE SCORES</b>		<b>32-36</b>	<b>33-42</b>
Red Zone Percentage		.889	.786
<b>RED ZONE TOUCHDOWNS</b>		<b>21-36</b>	<b>27-42</b>
Red Zone TD Percentage		.583	.643
<b>PAT-ATTEMPTS</b>		<b>31-32</b>	<b>50-53</b>
PAT Percentage		.969	.943

RUSHING	GP	ATT	GAIN	LOSS	NET	AVG	TD	LONG	AVG/G
Tyler Smith	12	155	881	21	860	5.5	5	97	71.7
Turner Petersen	12	102	511	26	485	4.8	5	44	40.4
Sam McGuffie	7	38	173	15	158	4.2	1	23	22.6
Taylor McHargue	9	82	336	212	124	1.5	0	27	13.8
Nick Fanuzzi	8	42	166	94	72	1.7	0	38	9.0
Jeremy Eddington	12	25	85	23	62	2.5	2	20	5.2
Charles Ross	4	12	53	4	49	4.1	0	12	12.2
Andre Gautreaux	11	2	47	8	39	19.5	0	47	3.5
Vance McDonald	12	1	13	0	13	13.0	0	13	1.1
Mario Hull	12	1	0	11	-11	-11.0	0	0	-0.9
Randy Kitchens	9	1	0	16	-16	-16.0	0	0	-1.8
TEAM		7	6	0	24	-24			
RICE TOTALS	12	467	2265	454	1811	3.9	13	97	150.9
Opponents	12	457	2396	195	2201	4.8	18	52	183.4
PASSING	GP	EFFIC	COMP-ATT-INT	PCT	YDS	TD	LG	AVG/G	
Nick Fanuzzi	8	116.80	112-193-2	58.0	1123	7	67	140.4	
Taylor McHargue	9	118.65	100-174-5	57.5	1072	8	51	119.1	
Turner Petersen	12	120.15	7-11-0	63.6	74	0	29	6.2	
Jordan Taylor	5	423.40	2-2-0	100.0	77	0	43	15.4	
Sam McGuffie	7	226.00	1-1-0	100.0	15	0	15	2.1	
TEAM		0.00	0-3-0	0.0	0				
RICE TOTALS	12	118.70	222-384-7	57.8	2361	15	67	196.8	
Opponents	12	152.00	246-399-13	61.7	3344	32	90	278.7	

RECEIVING	GP	NO	YDS	AVG	TD	LG	AVG/G
Vance McDonald	12	43	532	12.4	5	49	44.3
Tyler Smith	12	39	309	7.9	1	67	25.8
Luke Willson	11	29	313	10.8	3	40	28.5
Mario Hull	12	17	181	10.6	0	27	15.1
Randy Kitchens	9	16	177	11.1	1	42	19.7
Andre Gautreaux	11	14	177	12.6	1	43	16.1
Donte Moore	11	13	109	8.4	1	13	9.9
Jordan Taylor	5	10	72	7.2	2	17	14.4
Sam McGuffie	7	9	72	8.0	1	23	10.3
Taylor Cook	12	8	133	16.6	0	51	11.1
Turner Petersen	12	7	118	16.9	0	51	9.8
Jeremy Eddington	12	5	34	6.8	0	14	2.8
Klein Kubiak	12	4	35	8.8	0	25	2.9
Charles Ross	4	3	50	16.7	0	25	12.5
Brent Hotard	12	3	20	6.7	0	10	1.7
Michael Patterson	12	2	29	14.5	0	24	2.4
RICE TOTALS	12	222	2361	10.6	15	67	196.8
Opponents	12	246	3344	13.6	32	90	278.7
PUNT RETURNS	NO	YDS	AVG	TD	LG		
Mario Hull	16	163	10.2	0	28		
Xavier Webb	4	18	4.5	0	11		
Bryce Callahan	4	34	8.5	0	12		
RICE TOTALS	24	215	9.0	0	28		
Opponents	22	137	6.2	0	31		

KICK RETURNS	NO	YDS	AVG	TD	LG
Jeremy Eddington	21	435	20.7	0	41
Charles Ross	8	177	22.1	0	43
Andre Gautreaux	5	83	16.6	0	22
Sam McGuffie	3	55	18.3	0	24
Andre Brackens	3	59	19.7	0	29
Brent Hotard	3	23	7.7	0	9
Mario Hull	3	74	24.7	0	39
Donte Moore	1	8	8.0	0	8
Julius White	1	20	20.0	0	20
Tanner Shuck	1	17	17.0	0	17
<b>RICE TOTALS</b>	<b>49</b>	<b>951</b>	<b>19.4</b>	<b>0</b>	<b>43</b>
<b>Opponents</b>	<b>45</b>	<b>962</b>	<b>21.4</b>	<b>1</b>	<b>100</b>

INTERCEPTION RETURNS	NO	YDS	AVG	TD	LG
Bryce Callahan	6	25	4.2	0	25
Paul Porras	2	15	7.5	0	15
Xavier Webb	2	52	26.0	0	29
Jared Williams	1	47	47.0	1	47
Corey Frazier	1	0	0.0	0	0
Malcolm Hill	1	0	0.0	0	0
<b>RICE TOTALS</b>	<b>13</b>	<b>139</b>	<b>10.7</b>	<b>1</b>	<b>47</b>
<b>Opponents</b>	<b>7</b>	<b>148</b>	<b>21.1</b>	<b>1</b>	<b>55</b>

FUMBLE RETURNS	NO	YDS	AVG	TD	LG
Cameron Nwosu	2	33	16.5	2	21
Michael Kutzler	1	17	17.0	1	17
Xavier Webb	1	96	96.0	1	96
<b>RICE TOTALS</b>	<b>4</b>	<b>146</b>	<b>36.5</b>	<b>4</b>	<b>96</b>
<b>Opponents</b>	<b>4</b>	<b>86</b>	<b>21.5</b>	<b>1</b>	<b>75</b>

PUNTING	NO	YDS	AVG	LG	TB	I20	50+	BL
Kyle Martens	78	3403	43.6	65	7	25	17	0
Chris Boswell	1	38	38.0	38	0	1	0	0
Taylor McHargue	1	13	13.0	13	0	0	0	0
<b>RICE TOTALS</b>	<b>80</b>	<b>3454</b>	<b>43.2</b>	<b>65</b>	<b>7</b>	<b>26</b>	<b>17</b>	<b>0</b>
<b>Opponents</b>	<b>59</b>	<b>2485</b>	<b>42.1</b>	<b>58</b>	<b>1</b>	<b>19</b>	<b>15</b>	<b>0</b>

KICKOFFS	NO	YDS	AVG	TB	OB	RET	NET	YDLN
Chris Boswell	59	3721	63.1	14	2			
Kyle Martens	1	55	55.0	0	0			
<b>RICE TOTALS</b>	<b>60</b>	<b>3776</b>	<b>62.9</b>	<b>14</b>	<b>2</b>	<b>21.4</b>	<b>42.2</b>	<b>27</b>
<b>Opponents</b>	<b>73</b>	<b>4732</b>	<b>64.8</b>	<b>23</b>	<b>1</b>	<b>19.4</b>	<b>45.5</b>	<b>24</b>

SCORING	POINT AFTER TRIES								
	TD	FG	KICK	RUSH	RCV	PASS	DXP	SAF	PTS
Chris Boswell	-	17-21	31-32	-	-	-	-	-	82
Tyler Smith	6	-	-	-	-	-	-	-	36
Vance McDonald	5	-	-	-	-	-	-	-	30
Turner Petersen	5	-	-	-	-	-	-	-	30
Luke Willson	3	-	-	-	-	-	-	-	18
Jeremy Eddington	2	-	-	-	-	-	-	-	12
Sam McGuffie	2	-	-	-	-	-	-	-	12
Jordan Taylor	2	-	-	-	-	-	-	-	12
Cameron Nwosu	2	-	-	-	-	-	-	-	12
Randy Kitchens	1	-	-	-	-	-	-	-	6
Xavier Webb	1	-	-	-	-	-	-	-	6
Andre Gautreaux	1	-	-	-	-	-	-	-	6
Donte Moore	1	-	-	-	-	-	-	-	6
Michael Kutzler	1	-	-	-	-	-	-	-	6
Jared Williams	1	-	-	-	-	-	-	-	6
Nick Fanuzzi	-	-	-	-	-	0-1	-	-	0
<b>RICE TOTALS</b>	<b>33</b>	<b>17-21</b>	<b>31-32</b>	<b>-</b>	<b>-</b>	<b>0-1</b>	<b>-</b>	<b>-</b>	<b>280</b>
<b>Opponents</b>	<b>53</b>	<b>10-15</b>	<b>50-53</b>	<b>-</b>	<b>-</b>	<b>-</b>	<b>-</b>	<b>1</b>	<b>400</b>
FIELD GOALS	FG	PCT	1-19	20-29	30-39	40-49	50+	LG	BL
Chris Boswell	17-21	81.0	0-0	3-3	6-7	5-6	3-5	54	0

ALL-PURPOSE LEADERS	G	RUSH	RCV	PR	KR	LR	TOT	AVG/G
Tyler Smith	12	860	309	0	0	0	1169	97.4
Turner Petersen	12	485	118	0	0	0	603	50.2
Vance McDonald	12	13	532	0	0	0	545	45.4
Jeremy Eddington	12	62	34	0	435	0	531	44.2
Mario Hull	12	-11	181	163	74	0	407	33.9
Luke Willson	11	0	313	0	0	0	313	28.5
Andre Gautreaux	11	39	177	0	83	0	299	27.2
Sam McGuffie	7	158	72	0	55	0	285	40.7
Charles Ross	4	49	50	0	177	0	276	69.0
Taylor McHargue	9	124	0	0	0	0	124	13.8
Donte Moore	11	0	109	0	8	0	117	10.6
<b>RICE TOTALS</b>	<b>12</b>	<b>1811</b>	<b>2361</b>	<b>215</b>	<b>951</b>	<b>139</b>	<b>5477</b>	<b>456.4</b>
<b>Opponents</b>	<b>12</b>	<b>2201</b>	<b>3344</b>	<b>137</b>	<b>962</b>	<b>148</b>	<b>6792</b>	<b>566.0</b>
TOTAL OFFENSE LEADERS	G	PLAYS	RUSH	PASS		TOT	AVG/G	
Taylor McHargue	9	256	124	1072		1196	132.9	
Nick Fanuzzi	8	235	72	1123		1195	149.4	
Tyler Smith	12	155	860	0		860	71.7	
Turner Petersen	12	113	485	74		559	46.6	
Sam McGuffie	7	39	158	15		173	24.7	
Jordan Taylor	5	2	0	77		77	15.4	
Jeremy Eddington	12	25	65	0		62	5.2	
<b>RICE TOTALS</b>	<b>12</b>	<b>851</b>	<b>1811</b>	<b>2361</b>		<b>4172</b>	<b>347.7</b>	
<b>Opponents</b>	<b>12</b>	<b>856</b>	<b>2201</b>	<b>3344</b>		<b>5545</b>	<b>462.1</b>	

## Defense

NO	DEFENDER	GP	TACKLES			TFL/YDS	SACKS NO/YDS	PASS DEFENSE		FUMBLES RCV/YDS	FF
			UA	A	TOT			INT/YDS	BrUP		
34	Cameron Nwosu	12	58	50	108	6/0	1-9	-	1	2/33	2
31	Justin Allen	12	57	40	97	10.5/48	2.5/16	-	3	-	-
24	Paul Porras	12	64	27	91	5/9	1/2	2/15	8	-	2
14	Xavier Webb	12	45	20	65	1/0	-	2/52	5	1/96	3
35	Scott Solomon	12	37	18	55	13.5/48	8.5/36	-	1	2/0	1
20	Corey Frazier	12	22	24	46	3/7	-	1/0	2	1/0	-
13	Tanner Leland	12	25	18	43	-	-	-	2	1/0	-
97	Jared Williams	12	18	17	35	6/10	1/2	1/47	1	-	-
29	Bryce Callahan	12	26	8	34	2.5/3	0.5/1	6/25	9	-	-
38	Chris Jammer	11	16	12	28	2/4	-	-	3	-	-
50	Matt Nordstrom	12	17	8	25	-	-	-	1	-	-
99	Michael Smith	12	14	9	23	4/6	1/3	-	2	-	-
55	John Gioffre	12	7	15	22	2/4	1.5/4	-	-	-	-
25	Jaylon Finner	12	16	3	19	-	-	-	1	2/0	-
96	Dylan Klare	12	17	2	19	1/1	-	-	-	1/0	-
57	Hosam Shahin	12	12	7	19	1/1	-	-	-	1/0	-
44	Kyle Prater	12	9	10	19	1/9	-	-	-	-	-
21	Denzel Wells	12	8	3	11	-	-	-	3	-	-
15	Phillip Gaines	4	8	3	11	2/15	1/14	-	2	-	-
11	Malcolm Hill	12	6	3	9	-	-	1/0	1	-	-
58	Jamael Thomas	11	4	3	7	2/8	1/7	-	-	-	-
81	Donte Moore	11	3	3	6	-	-	-	-	-	-
69	Brian Stacey	12	4	2	6	1/2	1/2	-	-	-	-
19	Alex Francis	10	2	2	4	-	-	-	-	-	-

NO	DEFENDER	GP	TACKLES			TFL/YDS	SACKS NO/YDS	PASS DEFENSE		FUMBLES RCV/YDS	FF
			UA	A	TOT			INT/YDS	BrUP		
42	Michael Kutzler	9	3	1	4	-	-	-	-	1/17	1
26	Tolu Akinwumi	12	3	1	4	-	-	-	-	1/0	1
7	Julius White	9	1	2	3	-	-	-	-	-	-
40	Zach Patt	9	3	-	3	-	-	-	-	-	2
91	Josh Skinner	9	2	1	3	-	-	-	-	-	-
17	Trevor Gillette	11	1	1	2	-	-	-	-	1/0	-
10	James Radcliffe	9	2	-	2	-	-	-	-	-	-
37	Tyler Smith	12	2	-	2	-	-	-	-	-	-
71	Davon Allen	12	1	-	1	-	-	-	-	-	-
9	Chris Boswell	12	1	-	1	-	-	-	-	-	-
3	Taylor Cook	12	1	-	1	-	-	-	-	-	1
12	Andre Brackens	5	1	-	1	-	-	-	-	-	-
27	Gabe Baker	4	1	-	1	-	-	-	-	-	-
98	Nico Carlson	8	-	1	1	-	-	-	-	-	-
18	Turner Petersen	12	1	-	1	-	-	-	-	-	-

<b>RICE TOTALS</b>	<b>12</b>	<b>518</b>	<b>314</b>	<b>832</b>	<b>65/204</b>	<b>21/100</b>	<b>13/139</b>	<b>45</b>	<b>13/146</b>	<b>12</b>
<b>Opponents</b>	<b>12</b>	<b>536</b>	<b>326</b>	<b>862</b>	<b>87/374</b>	<b>21/158</b>	<b>7/148</b>	<b>61</b>	<b>12/86</b>	<b>11</b>

**BLOCKED KICKS:** Rice 2-Justin Allen (1), John Gioffre (1). Opponents 0.

**SAFETIES:** Rice 0. Opponents 1.

## Game-by-Game Tackles

DEFENDER	UA-A	TOT	UT	PUR	BU	USM	MEM	MARS	TLS	HOU	UTEP	NU	TLN	SMU
C Nwosu	58-50	108	9-3	4-5	6-3	5-7	8-1	2-14	4-5	1-8	2-1	6-0	6-2	5-1
J Allen	57-40	97	3-5	5-5	7-2	5-7	8-0	7-3	3-4	0-2	4-2	5-5	4-5	6-0
P Porras	64-27	91	1-2	6-2	3-1	5-1	4-0	3-6	12-3	3-4	5-1	10-3	5-3	7-1
X Webb	45-20	65	7-2	5-2	4-2	7-6	5-0	0-5	3-1	1-1	1-0	7-0	3-1	2-0
S Solomon	37-18	55	1-2	4-4	6-0	5-3	2-1	2-2	0-3	1-1	2-1	1-1	7-0	6-0
C Frazier	22-24	46	1-5	2-2	5-3	3-2	-	1-4	2-0	2-3	-	2-3	2-2	2-0
T Leland	25-18	43	3-0	1-2	1-1	0-1	5-2	4-4	7-1	2-3	0-3	2-0	-	0-1
J Williams	18-17	35	1-0	5-2	1-1	1-2	2-0	0-7	2-0	0-2	3-0	1-1	1-0	1-2
B Callahan	26-8	34	3-0	1-0	3-0	2-1	-	0-1	4-1	3-2	3-0	2-1	3-1	2-1
C Jammer	16-12	28	3-1	1-3	5-0	0-5	1-1	0-1	DNP	-	3-0	-	1-0	2-1
M Nordstrom	17-8	25	2-0	-	1-4	2-1	2-1	-	3-0	3-1	2-0	1-0	0-1	1-0
M Smith	14-9	23	-	3-2	1-1	0-1	2-0	2-2	1-0	2-1	1-0	1-1	0-1	1-0
J Gioffre	7-15	22	-	0-3	0-1	2-3	1-0	0-4	-	1-1	0-1	2-0	1-2	-
H Shahin	12-7	19	1-1	1-1	0-2	0-1	-	0-1	1-1	-	-	4-0	2-0	3-0
J Finner	16-3	19	1-0	0-1	2-1	1-0	3-0	1-0	-	2-1	3-0	1-0	2-0	-
K Prater	9-10	19	-	-	3-3	1-1	0-1	0-2	-	2-1	1-2	-	2-0	-
D Klare	17-2	19	1-0	3-0	4-0	1-0	2-0	0-2	-	2-0	-	2-0	1-0	1-0
P Gaines	8-3	11	4-1	2-0	2-1	0-1	DNP	DNP	DNP	DNP	DNP	DNP	DNP	DNP
D Wells	8-3	11	-	-	-	0-1	3-0	2-1	1-0	1-0	-	1-1	-	-
M Hill	6-3	9	-	-	-	0-1	-	-	3-0	-	1-0	2-2	-	-
J Thomas	4-3	7	1-0	-	-	DNP	1-0	0-1	0-1	0-1	-	1-0	-	1-0
B Stacey	4-2	6	1-0	-	2-1	-	-	1-0	-	-	-	0-1	-	-
D Moore	3-3	6	-	1-0	0-1	-	1-0	1-0	-	DNP	-	-	0-1	0-1
A Francis	2-2	4	DNP	-	DNP	-	1-1	-	-	-	1-1	-	-	-

DEFENDER	UA-A	TOT	UT	PUR	BU	USM	MEM	MARS	TLS	HOU	UTEP	NU	TLN	SMU
T Akinwumi	3-1	4	-	-	1-1	-	-	1-0	-	-	1-0	-	-	-
M Kutzler	3-1	4	-	-	1-0	-	0-1	-	1-0	1-0	-	DNP	DNP	DNP
Z Patt	3-0	3	-	-	1-0	1-0	1-0	-	-	-	-	DNP	DNP	DNP
J White	1-2	3	DNP	DNP	DNP	0-1	-	-	-	-	-	-	0-1	1-0
J Skinner	2-1	3	-	DNP	-	1-0	0-1	-	1-0	-	DNP	-	-	DNP
T Smith	2-0	2	1-0	-	-	-	-	-	1-0	-	-	-	-	-
J Radcliffe	2-0	2	DNP	DNP	DNP	-	-	-	-	-	-	-	1-0	1-0
T Gillette	1-1	2	-	-	0-1	-	-	-	-	-	-	DNP	1-0	-
A Brackens	1-0	1	1-0	-	DNP	DNP	-	-	DNP	DNP	-	DNP	DNP	DNP
G Baker	1-0	1	-	-	1-0	-	DNP	DNP	DNP	DNP	DNP	DNP	DNP	DNP
C Boswell	1-0	1	-	-	-	-	-	-	-	1-0	-	-	-	-
N Carlson	0-1	1	-	DNP	-	-	-	DNP	-	-	DNP	0-1	-	DNP
T Cook	1-0	1	-	-	-	-	-	-	1-0	-	-	-	-	-
D Allen	1-0	1	-	-	-	-	-	-	1-0	-	-	-	-	-
T Petersen	1-0	1	-	-	-	-	-	-	-	1-0	-	-	-	-

## Passing

<b>Nick Fanuzzi</b>	<b>Comp</b>	<b>Att</b>	<b>Int</b>	<b>Pct</b>	<b>Yards</b>	<b>TD</b>	<b>LG</b>	<b>Sacked</b>	<b>Effic.</b>
O 1 at Southern Miss	7	13	0	53.8	56	0	14	0-0	90.03
O 15 at Marshall	1	4	0	25.0	11	0	11	1-4	48.10
O 22 Tulsa	20	37	0	54.1	234	1	40	3-19	116.10
O 27 at Houston	3	9	0	33.3	81	1	67	1-5	145.60
N 5 UTEP	30	43	0	69.8	405	3	51	0-0	171.91
N 12 at Northwestern	13	25	1	52.0	92	0	14	0-0	74.91
N 19 Tulane	16	24	0	66.7	85	0	23	3-34	96.42
N 26 at SMU	22	38	1	57.9	159	2	31	2-17	105.15
<b>Totals</b>	<b>112</b>	<b>193</b>	<b>2</b>	<b>58.0</b>	<b>1123</b>	<b>7</b>	<b>67</b>	<b>10-79</b>	<b>116.80</b>

<b>Taylor McHargue</b>	<b>Comp</b>	<b>Att</b>	<b>Int</b>	<b>Pct</b>	<b>Yards</b>	<b>TD</b>	<b>LG</b>	<b>Sacked</b>	<b>Effic.</b>
S 3 at Texas	14	29	0	48.3	79	0	14	0-0	71.16
S 10 Purdue	19	29	0	65.5	230	2	35	2-21	154.90
S 24 at Baylor	23	38	1	60.5	260	3	42	2-10	138.79
O 1 at Southern Miss	14	28	0	50.0	140	1	42	2-16	103.79
O 8 Memphis	15	22	2	68.2	170	1	51	2-8	129.91
O 15 at Marshall	10	16	0	62.5	150	1	49	3-24	161.88
O 22 Tulsa	2	4	2	50.0	16	0	11	0-0	-16.40
O 27 at Houston	3	8	0	37.5	27	0	22	0-0	65.85
<b>Totals</b>	<b>100</b>	<b>174</b>	<b>5</b>	<b>57.5</b>	<b>1072</b>	<b>8</b>	<b>51</b>	<b>11-79</b>	<b>118.65</b>

<b>Turner Petersen</b>	<b>Comp</b>	<b>Att</b>	<b>Int</b>	<b>Pct</b>	<b>Yards</b>	<b>TD</b>	<b>LG</b>	<b>Sacked</b>	<b>Effic.</b>
S 10 Purdue	1	1	0	100.0	12	0	12	0-0	200.80
S 24 at Baylor	0	1	0	0.0	0	0	0	0-0	0.00
O 15 at Marshall	1	1	0	100.0	6	0	6	0-0	150.40
O 27 at Houston	1	2	0	50.0	8	0	8	0-0	83.60
N 5 UTEP	3	3	0	100.0	44	0	29	0-0	223.20
N 19 Tulane	0	1	0	0.0	0	0	0	0-0	0.00
N 26 at SMU	1	2	0	50.0	4	0	4	0-0	66.80
<b>Totals</b>	<b>7</b>	<b>11</b>	<b>0</b>	<b>63.6</b>	<b>74</b>	<b>0</b>	<b>29</b>	<b>0-0</b>	<b>120.15</b>

<b>Jordan Taylor</b>	<b>Comp</b>	<b>Att</b>	<b>Int</b>	<b>Pct</b>	<b>Yards</b>	<b>TD</b>	<b>LG</b>	<b>Sacked</b>	<b>Effic.</b>
N 12 at Northwestern	1	1	0	100.0	43	0	43	0-0	461.20
N 19 Tulane	1	1	0	100.0	34	0	34	0-0	385.60
<b>Totals</b>	<b>2</b>	<b>2</b>	<b>0</b>	<b>100.0</b>	<b>77</b>	<b>0</b>	<b>43</b>	<b>0-0</b>	<b>423.40</b>

<b>Sam McGuffie</b>	<b>Comp</b>	<b>Att</b>	<b>Int</b>	<b>Pct</b>	<b>Yards</b>	<b>TD</b>	<b>LG</b>	<b>Sacked</b>	<b>Effic.</b>
S 3 at Texas	1	1	0	100.0	15	0	15	0-0	226.00
<b>Totals</b>	<b>1</b>	<b>1</b>	<b>0</b>	<b>100.0</b>	<b>15</b>	<b>0</b>	<b>15</b>	<b>0-0</b>	<b>226.00</b>

## Receiving

Game	McDonald	Willson	Smith	Hull	Kitchens	Gautreaux	Cook	Petersen	Moore	McGuffie	Taylor	Ross	Kubiak	Eddington	Patterson	Hotard
S 3 at Texas	4-27/0	2-16/0	2-5/0	-	4-31/0	-	-	-	-	-	DNP	-	1-9/0	-	1-5/0	1-1/0
S 10 Purdue	3-21/0	4-36/1	-	1-9/0	3-42/0	DNP	1-12/0	1-30/0	3-23/0	2-38/1	DNP	2-31/0	-	-	-	-
S 24 at Baylor	6-59/2	5-52/0	2-14/0	1-10/0	1-42/0	2-33/1	1-19/0	1-12/0	2-17/0	2-2/0	DNP	-	-	-	-	-
O 1 at Southern Miss	4-47/1	4-34/0	1-3/0	6-51/0	DNP	1-2/0	-	1-14/0	2-17/0	1-9/0	DNP	1-19/0	-	-	-	-
O 8 Memphis	3-26/0	5-58/1	1-6/0	-	DNP	-	-	1-51/0	1-2/0	3-24/0	DNP	DNP	-	1-3/0	-	-
O 15 at Marshall	3-68/1	1-11/0	4-41/0	2-44/0	DNP	1-4/0	-	-	-	1-(-1)/0	DNP	DNP	-	-	-	-
O 22 Tulsa	1-16/0	7-104/1	3-21/0	2-10/0	-	4-51/0	-	1-(-1)/0	2-19/0	-	DNP	DNP	-	1-6/0	1-24/0	-
O 29 at Houston	3-32/0	DNP	3-73/1	-	-	-	1-11/0	-	DNP	DNP	-	DNP	-	-	-	-
N 5 UTEP	8-157/1	-	8-74/0	-	3-34/1	3-24/0	3-89/0	1-6/0	-	DNP	3-15/1	DNP	1-25/0	3-25/0	-	-
N 12 at Northwestern	1-14/0	-	4-21/0	-	3-20/0	2-52/0	1-1/0	1-6/0	1-9/0	DNP	1-12/0	DNP	-	-	-	-
N 19 Tulane	3-17/0	-	7-41/0	3-38/0	1-5/0	-	-	-	1-9/0	DNP	1-3/0	DNP	-14/0	-	-	1-10/0
N 26 at SMU	4-48/0	1-2/0	4-10/0	3-19/0	1-3/0	1-11/0	1-1/0	-	1-13/1	DNP	5-42/1	DNP	1-5/0	-	-	1-9/0
<b>Totals</b>	<b>43-532/5</b>	<b>29-313/3</b>	<b>39-309/1</b>	<b>17-181/0</b>	<b>16-177/1</b>	<b>14-177/1</b>	<b>8-133/0</b>	<b>7-118/0</b>	<b>13-109/1</b>	<b>9-72/1</b>	<b>10-72/2</b>	<b>3-50/0</b>	<b>4-35/0</b>	<b>5-34/0</b>	<b>2-29/0</b>	<b>3-20/0</b>

## Rushing

Game	Smith	Petersen	McGuffie	McHargue	Fanuzzi	Eddington	Ross	Gautreaux	Game	Smith	Petersen	McGuffie	McHargue	Fanuzzi	Eddington	Ross	Gautreaux
S 3 at Texas	10-67/0	7-43/0	1-14/0	5-13/0	DNP	2-(-3)/0	4-20/0	-	O 27 at Houston	13-170/2	23-140/0	DNP	8-(-14)/0	8-7/0	6-20/0	DNP	1-47/0
S 10 Purdue	11-25/0	5-6/1	9-48/0	16-36/0	DNP	2-5/0	4-6/0	DNP	N 5 UTEP	19-89/0	14-74/1	DNP	-	6-34/0	5-16/1	DNP	-
S 24 at Baylor	3-23/0	7-51/0	9-24/0	14-44/0	DNP	4-14/1	-	-	N 12 at Northwestern	21-84/1	5-19/0	DNP	DNP	3-14/0	1-2/0	DNP	-
O 1 at Southern Miss	5-23/0	5-16/0	6-(-4)/0	6-22/0	2-3/0	1-5/0	4-23/0	-	N 19 Tulane	25-145/2	5-2/0	DNP	DNP	5-29/0	-	DNP	-
O 8 Memphis	14-97/0	11-32/2	1-5/0	14-44/0	DNP	4-3/0	DNP	-	N 26 at SMU	14-32/0	5-10/0	DNP	DNP	8-53/0	-	DNP	1-(-8)/0
O 15 at Marshall	5-39/0	7-55/0	10-70/0	17-33/0	2-(-3)/0	-	DNP	-	<b>Totals</b>	<b>155-860/5</b>	<b>102-485/5</b>	<b>38-158/1</b>	<b>82-124/0</b>	<b>42-72/0</b>	<b>25-62/2</b>	<b>12-49/0</b>	<b>2-39/0 a</b>
O 22 Tulsa	15-66/0	8-37/1	2-11/0	2-(-10)/0	8-(-1)/0	-	DNP	-									

## Rice Game Summaries

			FIRST DOWNS				RUSHING			PASSING				FUMB	PENALTIES	POSS
	GAME	SCORE	RUSH	PASS	PEN	TOT	ATT	YDS	TD	C-A-I	YDS	TD	PLYS-YDS	NO-LOST	NO-YDS	TIME
S 3	Rice at Texas	9	9	4	3	16	30	130	0	15-30-0	94	0	60-224	3-2	5-45	26:59
		34	12	10	0	22	48	229	2	15-270	277	2	75-506	1-1	6-69	33:01
S 10	Purdue at Rice	22	11	6	1	18	40	183	1	18-32-0	183	1	72-366	0-0	7-50	28:47
		24	8	11	4	23	48	110	1	20-32-0	242	2	80-352	2-1	5-57	31:13
S 24	Rice at Baylor	31	8	12	4	24	38	156	1	23-39-1	260	3	77-416	2-1	9-75	30:33
		56	16	14	3	33	50	306	2	31-35-0	367	5	85-673	4-2	6-73	29:27
O 1	Rice at Southern Miss	24	3	11	1	15	30	33	0	21-41-0	196	1	71-229	3-2	6-55	27:23
		48	20	11	2	33	51	370	3	21-34-2	284	3	85-654	3-2	4-30	32:37
O 8	Memphis at Rice	6	6	9	2	17	29	70	0	24-43-2	237	0	72-307	1-1	3-17	29:54
		28	9	5	0	14	45	180	2	15-22-2	170	1	67-350	1-1	4-25	30:06
O 15	Rice at Marshall	20	14	6	0	20	41	194	1	12-21-0	167	1	62-361	2-2	5-35	31:27
		24	13	6	0	19	43	217	3	14-27-1	111	0	70-328	1-0	3-20	28:33
O 22	Tulsa at Rice	38	6	14	1	21	42	155	2	21-34-0	318	3	76-473	2-1	5-46	31:45
		29	8	11	2	21	35	103	1	22-42-2	250	1	77-353	2-2	4-35	28:15
O 27	Rice at Houston	34	16	2	0	18	60	359	2	7-19-0	116	1	79-475	5-1	7-64	38:35
		73	6	18	2	26	26	122	0	24-40-1	534	9	66-656	2-2	1-10	21:25
N 5	UTEP at Rice	37	4	10	0	14	21	98	2	16-29-2	294	3	50-392	0-0	4-25	21:37
		41	14	16	0	30	47	222	2	33-46-0	449	3	93-671	0-0	5-30	38:23
N 12	Rice at Northwestern	6	9	4	0	13	30	119	1	14-26-1	135	0	56-254	0-0	2-5	26:12
		28	7	15	0	22	39	136	0	27-34-2	397	4	73-533	2-1	3-30	33:48
N 19	Tulane at Rice	7	9	8	0	17	33	126	0	19-39-1	163	1	72-289	1-1	4-32	28:30
		19	8	5	1	14	35	118	2	17-26-0	119	0	61-237	1-0	2-15	31:30
N 26	Rice at SMU	24	3	7	0	10	28	87	0	23-40-1	163	2	68-250	1-0	3-20	26:35
		27	4	9	1	14	35	189	3	16-25-2	179	1	60-368	3-3	5-48	33:25

## Rice Inside Red-Zone

	GAME	SCORE	Times In RZ	Times Scored	TOT PTS	TDs	Rush TDs	Pass TDs	FGs MADE
S 3	at Texas	L 34-9	2	2	6	0	0	0	2
S 10	Purdue	W 24-22	4	4	24	3	1	2	1
S 24	at Baylor	L 56-31	4	4	24	3	1	2	1
O 1	at Southern Miss	L 48-24	3	1	7	1	0	1	0
O 8	Memphis	W 28-6	3	3	21	3	2	1	0
O 15	at Marshall	L 24-20	3	3	13	1	1	0	2
O 22	Tulsa	L 38-20	3	3	13	1	1	0	2
O 27	at Houston	L 73-34	2	1	7	1	1	0	0
N 5	UTEP	W 41-37	5	5	27	3	1	2	2
N 12	at Northwestern	L 28-6	1	1	6	1	1	0	0
N 19	Tulane	W 19-7	3	3	16	2	2	0	1
N 26	at SMU	L 27-24	3	2	14	2	0	2	0
<b>RICE TOTALS</b>			<b>36</b>	<b>32</b>	<b>178</b>	<b>21</b>	<b>11</b>	<b>10</b>	<b>11</b>
<b>32-36 (.889)</b>									

### Failed to Score in the Red Zone

**Field Goal Attempts:** 1 Houston (1)

**Downs:** 2 Southern Miss (1), SMU (1)

**Interceptions:** 0

**Fumbles:** 1 Southern Miss (1)

**Half:** 0

**Game:** 0

## Opponents Inside Red-Zone

	GAME	SCORE	Times In RZ	Times Scored	TOT PTS	TDs	Rush TDs	Pass TDs	FGs MADE
S 3	at Texas	L 34-9	3	3	17	2	2	0	1
S 10	Purdue	W 24-22	6	4	20	2	1	1	2
S 24	at Baylor	L 56-31	6	5	35	5	2	3	0
O 1	at Southern Miss	L 48-24	3	2	14	2	2	0	0
O 8	Memphis	W 28-6	2	1	3	0	0	0	1
O 15	at Marshall	L 24-20	3	3	21	3	3	0	0
O 22	Tulsa	L 38-20	5	3	21	3	2	1	0
O 27	at Houston	L 73-34	3	3	17	2	0	2	1
N 5	UTEP	W 41-37	4	4	23	3	2	1	1
N 12	at Northwestern	L 28-6	4	3	21	3	0	3	0
N 19	Tulane	W 19-7	1	1	7	1	0	1	0
N 26	at SMU	L 27-24	2	1	6	1	1	0	0
<b>Opponents</b>			<b>42</b>	<b>33</b>	<b>205</b>	<b>27</b>	<b>15</b>	<b>12</b>	<b>6</b>
<b>33-42 (.786)</b>									

### Failed to Score in the Red Zone

**Field Goal Attempts:** 3 Purdue (1), Tulsa (1), SMU (1)

**Downs:** 2 Purdue (1), Baylor (1)

**Interceptions:** 0

**Fumbles:** 3 Southern Miss (1), Memphis (1), Tulsa (1)

**Half:** 1 Northwestern (1)

**Game:** 0

## Scoring Drives

### Texas 34, Rice 9

Q	Time	Scoring Play	P	YDS	TOP	Score
1	7:35	Boswell 42 FG	10	41	3:52	Rice, 3-0
2	0:56	Boswell 49 FG	13	50	5:00	UT, 13-6
3	9:07	Boswell 26 FG	7	46	2:22	UT, 13-9

### Rice 24, Purdue 22

Q	Time	Scoring Play	P	YDS	TOP	Score
1	5:45	Boswell 33 FG	13	71	4:54	Rice, 3-0
2	13:43	Petersen 2 run	10	78	3:24	Rice, 10-7
2	0:00	Willson 4 pass from McHargue	12	59	1:48	Tied, 17-17
3	10:25	McGuffie 19 pass from McHargue	11	80	4:35	Rice, 24-17

### Baylor 56, Rice 31

Q	Time	Scoring Play	P	YDS	TOP	Score
2	12:57	Eddington 2 run	5	80	1:59	BU, 28-7
2	7:25	Boswell 31 FG	9	66	3:27	BU, 35-10
2	4:46	McDonald 5 pass from McHargue	7	33	2:39	BU, 35-17
3	3:11	Gautreaux 19 pass from McHargue	10	60	2:49	BU, 49-24
4	6:10	McDonald 24 pass from McHargue	9	84	3:13	BU, 56-31

### Southern Miss 48, Rice 24

Q	Time	Scoring Play	P	YDS	TOP	Score
1	0:05	McDonald 2 pass from McHargue	7	80	2:56	USM, 13-7
1	0:00	Kutzler 17 fumble recovery				Rice, 14-13
2	0:47	Boswell 41 FG	13	56	2:12	USM, 20-17
3	10:50	Webb 96 fumble recovery				Rice, 24-20

### Rice 28, Memphis 6

Q	Time	Scoring Play	P	YDS	TOP	Score
1	5:34	Petersen 1 run	9	69	3:16	Rice, 7-0
2	0:38	Willson 15 pass from McHargue	11	46	2:49	Rice, 14-3
3	10:33	Williams 47 INT return				Rice, 21-3
3	4:57	Petersen 1 run	7	74	3:01	Rice, 28-3

### Marshall 24, Rice 20

Q	Time	Scoring Play	P	YDS	TOP	Score
2	8:47	Boswell 35 FG	7	43	1:53	MU, 14-3
2	1:12	Boswell 24 FG	10	50	5:42	MU, 14-6
3	8:57	McDonald 49 pass from McHargue	6	88	3:15	MU, 17-13
3	4:08	McGuffie 4 run	7	79	3:15	Rice, 20-17

### Tulsa 38, Rice 20

Q	Time	Scoring Play	P	YDS	TOP	Score
2	11:18	Boswell 32 FG	8	32	3:45	TLS, 17-3
2	0:05	Willson 40 pass from Fanuzzi	6	66	0:51	TLS, 24-10
3	5:36	Boswell 36 FG	6	23	1:55	TLS, 24-13
4	5:47	Petersen 2 run	10	76	3:42	TLS, 31-20

### Houston 73, Rice 34

Q	Time	Scoring Play	P	YDS	TOP	Score
1	10:35	Boswell 51 FG	9	42	4:10	HOU, 7-3
1	9:37	Smith 1 run	3	29	0:58	Rice, 10-7
1	0:14	Nwosu 12 fumble recovery				Rice, 17-7
2	11:20	Boswell 40 FG	9	37	3:40	Rice, 20-14
3	7:23	67 pass from Fanuzzi	3	66	0:57	HOU, 52-27
3	5:11	Smith 97 run	2	99	0:52	HOU, 59-34

**Rice 41, UTEP 37**

Q	Time	Scoring Play	P	YDS	TOP	Score
1	12:15	Petersen 44 run	4	75	1:42	Tied, 7-7
1	7:55	Eddington 7 run	8	82	3:31	Rice, 14-7
2	14:55	Boswell 37 FG	14	66	5:19	Rice, 17-7
2	5:37	Boswell 23 FG	14	75	6:16	Rice, 20-10
3	6:39	McDonald 25 pass from Fanuzzi	8	83	3:37	Rice, 27-24
4	7:59	Taylor 6 pass from Fanuzzi	8	83	3:22	Rice, 34-31
4	2:58	Kitchens 23 pass from Fanuzzi	8	79	3:39	Rice, 41-31

**Northwestern 28, Rice 6**

Q	Time	Scoring Play	P	YDS	TOP	Score
4	4:16	Smith 9 run	5	62	1:33	NU, 28-6

**Rice 19, Tulane 7**

Q	Time	Scoring Play	P	YDS	TOP	Score
1	1:20	Smith 5 run	9	52	4:17	Rice, 7-0
2	0:11	Boswell 54 FG	5	12	1:20	Rice, 10-0
3	1:20	Boswell 51 FG	9	21	4:48	Rice, 13-0
4	1:04	Smith 12 run	9	60	3:33	Rice, 19-7

**SMU 27, Rice 24**

Q	Time	Scoring Play	P	YDS	TOP	Score
2	4:45	Moore 13 pass from Fanuzzi	1	13	0:05	SMU, 14-7
3	11:37	Nwosu 21 fumble recovery				Tied, 14-14
3	2:17	Boswell 49 FG	4	3	1:39	Rice, 17-14
4	2:01	Taylor 2 pass from Fanuzzi	9	72	1:43	SMU, 27-24

## 20-Yard Plus Plays

Yds	Type	Players	Opponent	Yds	Type	Players	Opponent	Yds	Type	Players	Opponent
				30	Pass	Luke Willson from Nick Fanuzzi	Tulsa	22	Pass	Luke Willson from Taylor McHargue	Baylor
^ 97	Rush	Tyler Smith	Houston	29	INT	Xavier Webb	Tulane	22	Pass	Luke Wilson from Taylor McHargue	Purdue
^ 96	FR	Xavier Webb	Southern Miss	29	KR	Andre Brackens	UTEP	22	KR	Andre Gautreaux	Northwestern
^ 67	Pass	Tyler Smith from Nick Fanuzzi	Houston	29	Pass	Tyler Smith from Turner Petersen	UTEP	22	KR	Jeremy Eddington	Southern Miss
51	Pass	Taylor Cook from Nick Fanuzzi	UTEP	28	PR	Mario Hull	Memphis	22	Pass	Vance McDonald from Taylor McHargue	Houston
51	Pass	Turner Petersen from Taylor McHargue	Memphis	27	Rush	Taylor McHargue	Memphis	22	KR	Jeremy Eddington	Houston
^ 49	Pass	Vance McDonald from Taylor McHargue	Marshall	27	KR	Jeremy Eddington	Tulsa	22	KR	Jeremy Eddington	Southern Miss
^ 47	INT	Jared Williams	Memphis	27	Rush	Turner Petersen	Baylor	22	Rush	Turner Petersen	Marshall
47	Rush	Andre Gautreaux	Houston	27	KR	Charles Ross	Texas	^ 21	FR	Cameron Nwosu	SMU
^ 44	Rush	Turner Petersen	UTEP	27	Pass	Mario Hull from Taylor McHargue	Marshall	21	KR	Jeremy Eddington	Baylor
43	Pass	Andre Gautreaux from Jordan Taylor	Northwestern	26	KR	Jeremy Eddington	Houston	21	PR	Mario Hull	Purdue
43	KR	Charles Ross	Texas	26	KR	Jeremy Eddington	Southern Miss	20	Pass	Vance McDonald from Nick Fanuzzi	UTEP
42	Pass	Vance McDonald from Taylor McHargue	Southern Miss	25	INT	Bryce Callahan	Southern Miss	20	KR	Andre Brackens	UTEP
42	Pass	Randy Kitchens from Taylor McHargue	Baylor	25	Pass	Charles Ross from Taylor McHargue	Purdue	20	Rush	Jeremy Eddington	Houston
41	KR	Jeremy Eddington	Memphis	^ 25	Pass	Vance McDonald from Taylor McHargue	Purdue	20	KR	Julius White	UTEP
^ 40	Pass	Luke Willson from Nick Fanuzzi	Tulsa	25	Pass	Klein Kubiak from Nick Fanuzzi	UTEP	20	Rush	Tyler Smith	Texas
39	KR	Mario Hull	Houston	^ 24	Pass	Vance McDonald from Taylor McHargue	Baylor	20	Rush	Turner Petersen	UTEP
38	Rush	Nick Fanuzzi	SMU	24	KR	Sam McGuffie	Tulsa	20	Rush	Tyler Smith	Tulane
35	Pass	Randy Kitchens from Taylor McHargue	Purdue	24	Pass	Luke Willson from Taylor McHargue	Memphis				
35	KR	Jeremy Eddington	Memphis	24	Rush	Turner Petersen	Houston				
34	KR	Mario Hull	Houston	24	KR	Charles Ross	Texas				
33	Pass	Vance McDonald from Nick Fanuzzi	UTEP	24	Pass	Michael Patterson from Nick Fanuzzi	Tulsa				
32	Pass	Vance McDonald from Nick Fanuzzi	UTEP	23	Rush	Tyler Smith	Houston				
31	Pass	Vance McDonald from Nick Fanuzzi	SMU	^ 23	Pass	Randy Kitchens from Nick Fanuzzi	UTEP				
30	Pass	Turner Petersen from Taylor McHargue	Purdue	23	KR	Jeremy Eddington	Southern Miss				

^ Denotes touchdown scored on play

## Long Plays by the Numbers

Long Plays by Yards	No.	TD
100+	0	0
90-99	2	2
80-89	0	0
70-79	0	0
60-69	1	1
50-59	2	0
40-49	10	4
30-39	12	0
20-29	50	4

20+ Yard Plays by Type	No.	TD
Rushing	15	2
Passing	31	6
Punt returns	2	0
Kick returns	23	0
Interceptions	4	1
Fumble returns	2	2
Other	0	0
<b>TOTAL</b>	<b>77</b>	<b>11</b>

## 25+ YARD PLAYS BY PLAYER

Player	No.	TD	R	P	KR	PR	IR	FR
Jeremy Eddington	12	0	1	0	11	0	0	0
Vance McDonald	9	3	0	9	0	0	0	0
Tyler Smith	8	2	5	3	0	0	0	0
Turner Petersen	7	1	5	2	0	0	0	0
Mario Hull	6	0	0	2	2	2	0	0
Luke Willson	5	1	0	5	0	0	0	0
Charles Ross	5	0	0	1	4	0	0	0
Sam McGuffie	4	0	1	1	2	0	0	0
Randy Kitchens	3	1	0	3	0	0	0	0
Xavier Webb	3	1	0	0	0	0	2	1
Andre Gautreaux	3	0	1	1	1	0	0	0
Andre Brackens	2	0	0	0	2	0	0	0
Taylor Cook	2	0	0	2	0	0	0	0
Cameron Nwosu	1	1	0	0	0	0	0	1
Jared Williams	1	1	0	0	0	0	1	0
Bryce Callahan	1	0	0	0	0	0	1	0
Klein Kubiak	1	0	0	1	0	0	0	0
Taylor McHargue	1	0	1	0	0	0	0	0
Michael Patterson	1	0	0	1	0	0	0	0
Nick Fanuzzi	1	0	1	0	0	0	0	0
Julius White	1	0	0	0	1	0	0	0
<b>TOTAL</b>	<b>77</b>	<b>11</b>	<b>15</b>	<b>31</b>	<b>23</b>	<b>2</b>	<b>4</b>	<b>2</b>

## LONGEST PLAYS OF THE YEAR

### Rushing

97 Tyler Smith at Houston (Oct. 27, 2011)

### Rushing Touchdown

97 Tyler Smith at Houston (Oct. 27, 2011)

### Passing

67 Tyler Smith from Nick Fanuzzi at Houston (Oct. 27, 2011)

### Passing Touchdown

67 Tyler Smith from Nick Fanuzzi at Houston (Oct. 27, 2011)

### Punt Return

28 Mario Hull vs. Memphis (Oct. 8, 2011)

### Kick Return

43 Charles Ross at Texas (Nov. 3, 2011)

### Interception Return

47 Jared Williams vs. Memphis (Oct. 8, 2011)

### Fumble Return

96 Xavier Webb at Southern Miss (Oct. 1, 2011)

### Punt

65 Kyle Martens vs. Purdue (Sept. 10, 2011)

### Field Goal

54 Chris Boswell vs. Tulane (Nov. 19, 2011)

# Rice Superlatives

## Individual

<b>Rushing Attempts:</b> 25, Tyler Smith vs. Tulane	Nov. 19, 2011
<b>Yards Rushing:</b> 170, Tyler Smith at Houston	Oct. 27, 2011
<b>TD Rushes:</b> 2, Turner Petersen	Oct. 8, 2011
2, Tyler Smith at Houston	Oct. 27, 2011
2, Tyler Smith vs. Tulane	Nov. 19, 2011
<b>Long Rush:</b> 97, Tyler Smith at Houston	Oct. 27, 2011
<b>Pass Attempts:</b> 43, Nick Fanuzzi vs. UTEP	Nov. 5, 2011
<b>Pass Completions:</b> 30, Nick Fanuzzi vs. UTEP	Nov. 5, 2011
<b>Yards Passing:</b> 405, Nick Fanuzzi vs. UTEP	Nov. 5, 2011
<b>TD Passes:</b> 3, Taylor McHargue at Baylor	Sept. 24, 2011
3, Nick Fanuzzi vs. UTEP	Nov. 5, 2011
<b>Long Pass:</b> 67, Nick Fanuzzi at Houston	Oct. 27, 2011
<b>Receptions:</b> 8, Vance McDonald vs. UTEP	Nov. 5, 2011
8, Tyler Smith vs. UTEP	Nov. 5, 2011
<b>Yards Receiving:</b> 157, Vance McDonald vs. UTEP	Nov. 5, 2011
<b>TD Receptions:</b> 2, Vance McDonald at Baylor	Sept. 24, 2011
<b>Long Reception:</b> 67, Tyler Smith at Houston	Oct. 27, 2011
<b>Field Goals:</b> 3, Chris Boswell at Texas	Sept. 3, 2011
<b>Long Field Goal:</b> 54, Chris Boswell vs. Tulane	Nov. 19, 2011
<b>Punts:</b> 9, Kyle Martens at Southern Miss	Oct. 1, 2011
<b>Punting Average:</b> 50.1, Kyle Martens vs. Purdue	Sept. 10, 2011
<b>Long Punt:</b> 65, Kyle Martens vs. Purdue	Sept. 10, 2011
<b>Long Punt Return:</b> 28, Mario Hull vs. Memphis	Oct. 8, 2011
<b>Long Kickoff Return:</b> 43, Charles Ross at Texas	Sept. 3, 2011

<b>Tackles:</b> 16, Cameron Nwosu at Marshall	Oct. 15, 2011
<b>Sacks:</b> 2.0, Scott Solomon vs. Purdue	Sept. 10, 2011
2.0, Scott Solomon vs. Tulane	Nov. 19, 2011
<b>Tackles for Loss:</b> 3.5, Scott Solomon vs. Purdue	Sept. 10, 2011
<b>Interceptions:</b> 2, Bryce Callahan at Southern Miss	Oct. 1, 2011
2, Bryce Callahan vs. UTEP	Nov. 5, 2011

## Team

<b>Rushing Attempts:</b> 60 at Houston	Oct. 27, 2011
<b>Yards Rushing:</b> 359 at Houston	Oct. 27, 2011
<b>Yards Per Rush:</b> 6.0 at Houston	Oct. 27, 2011
<b>TD Rushes:</b> 2 vs. Memphis	Oct. 8, 2011
2 at Houston	Oct. 27, 2011
2 vs. UTEP	Nov. 5, 2011
2 vs. Tulane	Nov. 19, 2011
<b>Pass Attempts:</b> 46 vs. UTEP	Nov. 5, 2011
<b>Pass Completions:</b> 33 vs. UTEP	Nov. 5, 2011
<b>Yards Passing:</b> 448 vs. UTEP	Nov. 5, 2011
<b>Yards Per Pass:</b> 9.8 vs. UTEP	Nov. 5, 2011
<b>TD Passes:</b> 3 at Baylor	Sept. 24, 2011
3 vs. UTEP	Nov. 5, 2011

<b>Total Plays:</b> 93 vs. UTEP	Nov. 5, 2011
<b>Total Offense:</b> 671 vs. UTEP	Nov. 5, 2011
<b>Yards Per Play:</b> 7.2 vs. UTEP	Nov. 5, 2011
<b>Points:</b> 41 vs. UTEP	Nov. 5, 2011
<b>Sacks By:</b> 5 vs. Memphis	Oct. 8, 2011
<b>First Downs:</b> 30 vs. UTEP	Nov. 5, 2011
<b>Penalties:</b> 9 at Baylor	Sept. 24, 2011
<b>Penalty Yards:</b> 75 at Baylor	Sept. 24, 2011
<b>Turnovers:</b> 4 vs. Tulsa	Oct. 22, 2011
<b>Interceptions By:</b> 2 at Southern Miss	Oct. 1, 2011
2 vs. Memphis	Oct. 8, 2011
2 vs. UTEP	Nov. 5, 2011
2 at Northwestern	Nov. 12, 2011
2 at SMU	Nov. 26, 2011

## Opponent Superlatives

### Individual

<b>Rushing Attempts:</b> 23, Kendrick Hardy, USM	Oct. 1, 2011
<b>Yards Rushing:</b> 172, Kendrick Hardy, Southern Miss	Oct. 1, 2011
<b>TD Rushes:</b> 2, A.J. Graham, Marshall	Oct. 15, 2011
2, Leilyon Myers, UTEP	Nov. 5, 2011
2, Rishaad Wimbley, SMU	Nov. 26, 2011
<b>Long Rush:</b> 52, Jared Williams, SMU	Nov. 26, 2011
<b>Pass Attempts:</b> 39, Ryan Griffin, Tulane	Nov. 19, 2011
<b>Pass Completions:</b> 29, Robert Griffin III, Baylor	Sept. 24, 2011
<b>Yards Passing:</b> 534, Case Keenum, Houston	Oct. 27, 2011
<b>TD Passes:</b> 9, Case Keenum, Houston	Oct. 27, 2011
<b>Long Pass:</b> 90, Dan Persa, Northwestern	Nov. 12, 2011
<b>Receptions:</b> 11, Kendall Wright, Baylor	Sept. 24, 2011
11, Tannar Rehrer, Memphis	Oct. 8, 2011
<b>Yards Receiving:</b> 318, Patrick Edwards, Houston	Oct. 27, 2011
<b>TD Receptions:</b> 5, Patrick Edwards vs. Houston	Oct. 27, 2011
<b>Long Reception:</b> 90, Jeremy Ebert, Northwestern	Nov. 12, 2011
<b>Field Goals:</b> 2, Justin Tucker, Texas	Sept. 3, 2011
2, Carson Wiggs, Purdue	Sept. 10, 2011
2, Paulo Henriques, Memphis	Oct. 8, 2011
<b>Long Field Goal:</b> 52, Kevin Fitzpatrick, Tulsa	Oct. 22, 2011
<b>Punts:</b> 10, Tom Hornsey, Memphis	Oct. 8, 2011
<b>Punting Avg.:</b> 49.4, Cody Webster, Purdue	Sept. 10, 2011
<b>Long Punt:</b> 58, Tom Hornsey, Memphis	Oct. 8, 2011
58, Ian Campbell, UTEP	Nov. 5, 2011

<b>Long Punt Return:</b> 31, Waynelle Gravesande, Purdue	Sept. 10, 2011
<b>Long Kickoff Return:</b> 100, Tyron Carrier, Houston	Oct. 27, 2011
<b>Tackles:</b> 12, Omar Brown, Marshall	Oct. 15, 2011
12, Curnelius Arnick, Tulsa	Oct. 22, 2011
12, Phillip Steward, Houston	Oct. 27, 2011
12, Derrick Mathews, Houston	Oct. 27, 2011
<b>Sacks:</b> 3.5, Vinny Curry, Marshall	Oct. 15, 2011
<b>Tackles for Loss:</b> 4.0, Vinny Curry, Marshall	Oct. 15, 2011
<b>Interceptions:</b> 1, 7 Times	
Last: Richard Crawford, SMU	Nov. 26, 2011

### Team

<b>Rushing Attempts:</b> 51 by Southern Miss	Oct. 1, 2011
<b>Yards Rushing:</b> 370 by Southern Miss	Oct. 1, 2011
<b>Yards Per Rush:</b> 7.3 by Southern Miss	Oct. 1, 2011
<b>TD Rushes:</b> 3 by Southern Miss	Oct. 1, 2011
3 by Marshall	Oct. 15, 2011
3 by SMU	Nov. 26, 2011
<b>Pass Attempts:</b> 43 by Memphis	Oct. 8, 2011
<b>Pass Completions:</b> 31 by Baylor	Sept. 24, 2011
<b>Yards Passing:</b> 534 by Houston	Oct. 27, 2011
<b>Yards Per Pass:</b> 13.4 by Houston	Oct. 27, 2011
<b>TD Passes:</b> 9 by Houston	Oct. 27, 2011
<b>Total Plays:</b> 85 by Baylor	Sept. 24, 2011
85 by Southern Miss	Oct. 1, 2011
<b>Total Offense:</b> 673 by Baylor	Sept. 24, 2011
<b>Yards Per Play:</b> 9.9 by Houston	Oct. 27, 2011
<b>Points:</b> 73 by Houston	Oct. 27, 2011
<b>Sacks By:</b> 4 by Houston	Oct. 27, 2011
<b>First Downs:</b> 33 by Baylor	Sept. 24, 2011
33 by Southern Miss	Oct. 1, 2011
<b>Penalties:</b> 7 by Purdue	Sept. 10, 2011
<b>Penalty Yards:</b> 73 by Baylor	Sept. 24, 2011
<b>Turnovers:</b> 5 by SMU	Nov. 26, 2011
<b>Interceptions:</b> 2 by Memphis	Oct. 8, 2011
2 by Tulsa	Oct. 22, 2011

## Rice Offensive Starters

	GAME	LT	LG	C	RG	RT	TE	WR	WR	WR	QB	RB
S 3	at Texas	Hicks	Allen	Carrington	Ball	Parish	Willson	McDonald	Kitchens	Moore	McHargue	Smith
S 10	Purdue	Hicks	Allen	Ball	Carroll	Parish	Willson	McDonald	Kitchens	Moore	McHargue	Smith
S 24	at Baylor	Hicks	Allen	Ball	Carroll	Parish	Willson	McDonald	Kitchens	Moore	McHargue	Smith
O 1	at Southern Miss	Hicks	Allen	Ball	Carroll	Parish	Willson	McDonald	Hotard	Moore	McHargue	McGuffie
O 8	Memphis	Hicks	Allen	Ball	Carroll	Parish	Willson	McDonald	Gautreaux	Moore	McHargue	McGuffie
O 15	at Marshall	Hicks	Allen	Ball	Carroll	Hodde	Willson	McDonald	Hull	Moore	McHargue	Smith
O 22	Tulsa	Hicks	Allen	Ball	Carroll	Hodde	Willson	McDonald	Cook (TE)	Moore	McHargue	Smith
O 27	at Houston	Hicks	Allen	Ball	Carroll	Hodde	Eddington (RB)	McDonald	Hull	Gautreaux	Petersen	Smith
N 5	UTEP	Hicks	Allen	Carrington	Carroll	Hodde	Cook	McDonald	Kitchens	Gautreaux	Fanuzzi	Smith
N 12	at Northwestern	Hicks	Allen	Carrington	Carroll	Parish	Cook	McDonald	Kitchens	Gautreaux	Fanuzzi	Smith
N 19	Tulane	Hicks	Allen	Carrington	Carroll	Parish	Willson	Hotard	Kitchens	Patterson	Fanuzzi	Smith
N 26	at SMU	Hicks	Gray	Carrington	Allen	Parish	Willson	McDonald	Kitchens	Moore	Fanuzzi	Smith

## Rice Defensive Starters

	GAME	DE	NT	NT	DE	LB	LB	LCB	FS	KAT	SS	RCB
S 3	at Texas	Williams	Gioffre	Smith	Solomon	Nwosu	Allen	Gaines	Webb	Frazier	Porras	Jammer
S 10	Purdue	Williams	Gioffre	Smith	Solomon	Nwosu	Allen	Gaines	Webb	Frazier	Porras	Jammer
S 24	at Baylor	Williams	Gioffre	Smith	Solomon	Nwosu	Allen	Gaines	Webb	Frazier	Porras	Jammer
O 1	at Southern Miss	Klare	Gioffre	Smith	Solomon	Nwosu	Allen	Gaines	Webb	Frazier	Porras	Jammer
O 8	Memphis	Williams	Gioffre	Smith	Solomon	Nwosu	Allen	Callahan	Webb	Porras	Leland	Jammer
O 15	at Marshall	Williams	Gioffre	Smith	Solomon	Nwosu	Allen	Callahan	Webb	Porras	Leland	Jammer
O 22	Tulsa	Williams	Gioffre	Smith	Solomon	Nwosu	Allen	Callahan	Webb	Porras	Frazier	Wells
O 27	at Houston	Williams	Gioffre	Smith	Solomon	Nwosu	Allen	Callahan	Webb	Porras	Frazier	Jammer
N 5	UTEP	Williams	Gioffre	Smith	Solomon	Nwosu	Allen	Callahan	Webb	Porras	Frazier	Jammer
N 12	at Northwestern	Williams	Gioffre	Smith	Solomon	Nwosu	Allen	Callahan	Webb	Porras	Frazier	Jammer
N 19	Tulane	Williams	Gioffre	Smith	Solomon	Nwosu	Allen	Callahan	Webb	Porras	Frazier	Jammer
N 26	at SMU	Williams	Gioffre	Smith	Solomon	Nwosu	Allen	Callahan	Webb	Porras	Simms	Jammer

## Starting with the Coin Toss

Opponent	Captain	Captain	Captain	Captain	Coin Toss	Kick/ Recieve	First Possession	First Defensive Possession	Jersey	Pants	Outcome
at Texas	Jammer	Martens	Smith	Solomon	Texas	Receive	Punt	Punt	White	White	L, 34-9
Purdue	Hicks	Smith	Solomon	Webb	Purdue	Kick	Punt	Punt	Blue	White	W, 24-22
at Baylor	Gioffre	Kitchens	Parish	M Smith	Rice	Kick	FGA	Punt	White	White	L, 56-31
at USM	Allen	Parish	M Smith	T Smith	USM	Receive	Punt	Punt	White	Blue	L, 48-24
Memphis	Ball	Hebert	Nordstrom	Stacy	MEM	Receive	Punt	Punt	Blue	Blue	W, 28-6
at Marshall	Hicks	T Smith	Solomon	Webb	MU	Receive	Punt	Punt	White	Blue	L, 24-20
Tulsa	Ball	Patterson	Stacey	Webb	Tulsa	Receive	INT	TD	Blue	Blue	L, 38-20
at Houston	Allen	Gioffre	Hicks	Webb	UH	Kick	FG	TD	White	Blue	L, 73-34
UTEP	Allen	Bradshaw	Fanuzzi	Smith	Rice	Kick	TD	TD	Blue	Blue	W, 41-37
at Northwestern	Carrington	Hotard	Martens	Shuck	NU	Receive	Punt	Punt	White	Blue	L, 28-6
Tulane	Hicks	Jammer	T Smith	Solomon	TU	Kick	Punt	Punt	Blue	Blue	W, 19-7
at SMU	Wells	Martens	T Smith	Solomon	SMU	Kick	Punt	Punt	White	Blue	L, 27-24

## Texas 34, Rice 9

Sept. 3, 2011 ♦ DKR-Texas Memorial Stadium ♦ Austin, Texas

For the better part of three quarters, the Rice Owls provided more than enough evidence that their 100<sup>th</sup> season of football might possibly be headed for a memorable opening night.

But the Texas Longhorns' offense caught its rhythm over a 12-minute stretch to grind out three long touchdowns and turn a tight, 13-9 game into a 34-9 win in front of a sellout crowd of 101,626 at DKR Memorial Stadium in Austin.

"I'm really disappointed," Rice head coach David Bailiff said. "It's one of those games you put a lot of work into, you go out there and expect to win and it hurts when you don't. I thought we played a tremendous first half, but the second half we gave up too many big plays."

The inspired Owls opened strongly, forcing a three-and-out by the Horns in their initial possession of the season, and then moved down the field to set up Chris Boswell for the first of his three field goals on the night. It marked the third consecutive game vs. Texas that the Owls scored first, all by field goals, and the second consecutive year that Boswell opened the scoring with a 42-yarder.

Texas responded with a field goal of its own and then capi-

talized on a Rice fumble of a punt to take a 10-3 lead in early in the second quarter. They added a second field goal to extend the margin to 13-3 before Boswell connected from 49 yards at the end of a 13-play, 50-yard drive to close the gap to 13-6 at the half.

After forcing a Texas punt on the Horns' initial possession of the third quarter, the Owls threw a scare into the sellout crowd by quickly moving down field thanks to a Texas penalty and a 20-yard run by senior Tyler Smith to set up shop with a first and goal at the Longhorn eight.

The Texas defense stiffened and Boswell was called upon again, connecting from 26 yards out to move the Owls to within four points at 13-9 with 9:07 to play in the quarter.

The Longhorns struck back with a touchdown to push the lead to 20-9 with John Harris tossing a 36-yard touchdown pass to Jaxon Shipley.

The Owls moved the ball back to midfield on their next offensive series and after Kyle Martens pinned the Horns at their own one yard line with a 48-yard punt, Rice seemed poised to gain a field position edge.

Rice would be flagged for defensive offsides on the first play from the one to give the Longhorns some breathing room and on first-and-five, UT quarterback completed a 55-yard pass to Mike Davis to the Owl 39. Fozzy Whitaker would later cap an eight-play, 99-yard drive with a seven-yard touchdown

run to run the Texas lead to 27-9 early in the fourth quarter.

Smith finished with 67 yards rushing to lead the Owls, while sophomore Cameron Nwosu led the defense with 12 tackles in his starting debut.

Martens showcased his All-America credentials by averaging 48.6 on five punts, while Boswell's three field goals moved his career total to 14, good enough to move into a tie for eighth on the Rice career list.

Against Texas, Rice failed to reach the end zone for the first time since the 2002 season, ending a streak of 76 straight games with at least one touchdown.

## Texas 34, Rice 9

	1	2	3	4	F
Rice Owls	3	3	3	0	- 9
Texas Longhorns	3	10	7	14	- 34

### SCORING SUMMARY

1st	7:35	Rice	Boswell 42 FG
	4:31	UT	Tucker 39 FG
2nd	14:19	UT	Johnson 1 run (Tucker kick)
	6:00	UT	Tucker 23 FG
	0:56	Rice	Boswell 49 FG
3rd	9:07	Rice	Boswell 26 FG
	5:32	UT	Shipley 36 pass from Harris (Tucker kick)
4th	13:06	UT	Whitaker 7 run (Tucker kick)
	5:57	UT	Whitaker 26 pass from Gilbert (Tucker kick)

Attendance: 101,624

### TEAM STATISTICS

	Rice	Texas
<b>FIRST DOWNS</b>	<b>16</b>	<b>22</b>
Rushing	9	12
Passing	4	10
Penalty	3	0
Rushing Attempts	30	48
Yds Gained Rushing	160	248
Yds Lost Rushing	30	19
<b>NET YDS RUSHING</b>	<b>130</b>	<b>229</b>
<b>NET YDS PASSING</b>	<b>94</b>	<b>277</b>
Comp-Att-Int	15-30-0	15-27-0
<b>TOTAL PLAYS-YDS</b>	<b>60-224</b>	<b>75-506</b>
Fumbles-Lost	3-2	1-1
Penalties-Yards	5-45	6-69
Punts-Avg	6-42.7	4-34.8
Punt Ret-Yds-TD	3-12-0	1-0-0
KO Ret-Yds-TD	5-125-0	2-33-0
INT Ret-Yds-TD	0-0-0	0-0-0
Possession Time	26:59	33:01
Third Down Conv	2-12	8-16
Fourth Down Conv	0-1	1-1
Red Zone Scores-Att	2-2	3-3
Sacks-Yds	2-16	0-0
Field Goals	3-3	2-2

### INDIVIDUAL STATISTICAL LEADERS

RUSHING	ATT	YDS	TD
<b>Rice</b>			
Tyler Smith	10	67	0
Turner Petersen	7	43	0
Charles Ross	4	20	0
Taylor McHargue	5	13	0
<b>Texas</b>			
Malcolm Brown	16	86	1
D.J. Monroe	5	41	0
Fozzy Whitaker	9	33	0
Joe Bergeron	6	26	0
Jaxon Shipley	3	25	0
<b>PASSING</b>	<b>C-A-I</b>	<b>YDS</b>	<b>TD</b>
<b>Rice</b>			
Taylor McHargue	14-29-0	79	0
Sam McGuffie	1-1-0	15	0
<b>Texas</b>			
Garrett Gilbert	13-23-0	239	1
Case McCoy	0-2-0	0	0
David Ash	1-1-0	2	0
John Harris	1-1-0	36	1

RECEIVING	REC	YDS	TD
<b>Rice</b>			
Vance McDonald	5	36	0
Randy Kitchens	4	31	0
Luke Willson	2	16	0
Tyler Smith	2	5	0
Michael Patterson	1	5	0
<b>Texas</b>			
Fozzy Whitaker	4	55	1
Mike Davis	3	115	0
Jaxon Shipley	2	54	1
Darius White	2	23	0
Dominique Jones	1	14	0
John Harris	1	10	0

## Rice 24, Purdue 22

Sept. 10, 2011 ♦ Rice Stadium ♦ Houston, Texas

Justin Allen turned a window of opportunity into the play of a lifetime, slicing through the Purdue front wall to block Carson Wiggs' attempt at a game-winning 31-yard field goal as time ran out to give Rice a 24-22 win at Rice Stadium.

Purdue had driven 38 yards over the final 1:50 to put Wiggs in position to give the Boilermakers their second straight come-from-behind win. Without a timeout left, Wiggs and his field goal unit had to run on the field after Akeem Shavers was stopped short on third down by Allen's partner at linebacker, Cameron Nwosu. Allen said the quick setup for the final play led to his opportunity.

"Sometimes when (the opponent) is in a rush, they don't get their proper splits," Allen noted. "I saw the 'A' gap open in front of me more than I thought it would be. I took full advantage. I got skinny. I took three quick steps and got my hand up and the ball hit off my right forearm."

Amid the post-block celebration on the field, there was no consensus as to who had made the play. "At the end of the game I couldn't figure out who had the block because there so many blue jerseys on that side of the line of scrimmage," head coach David Bailiff said. "I couldn't get anybody to talk to me,

nor could I talk," he added.

Allen's block allowed the Owls to end an 22-game losing streak against BCS conference schools, and also post their first win over a Big Ten team since September 20, 1997 when they defeated Northwestern, 40-34. The Owls had not defeated a BSC conference school since downing Duke 15-13 on September 8, 2001. That win came three days before the terrorist attacks struck the United States and the streak came to an end one day before the 10<sup>th</sup> anniversary of those attacks.

The day opened with a special commemoration of that anniversary, and the Owls further honored the moment by wearing special R's on their helmets with the US flag in place of the traditional white. Once the ceremonies were concluded by a flyover by a vintage B-17 bomber, the crowd of 25,317 and a national audience on CBS Sports Network saw the two teams stage a back and forth affair.

The Owls struck first for the second consecutive week off the leg of Chris Boswell, who drilled a 33-yard field goal. Purdue struck back to take a 7-3 lead near the end of the quarter on a 5-yard run by quarterback Caleb TerBush.

Rice countered with the Turner Petersen show on its next possession to retake the lead.

Petersen contributed a total of 63 of the 78 yards on the scoring drive with his arm, his feet, his hands and his chin. He completed a 12-yard pass to Vance McDonald and then added

15 more yards after the play when Purdue was charged with roughing. He caught a 30-yard pass from Taylor McHargue and then finished off the drive with a two-yard run.

Purdue scored the next 10 points and looked to be headed to the locker room with a 17-10 lead, but McHargue capped a 59-yard drive with a four-yard scoring strike to Luke Willson on the final play of the half to knot the score at 17-17.

Rice kept up its momentum on the first series of the third quarter, driving 80 yards in 11 plays to take the lead when McHargue hit Sam McGuffie with a 19-yard scoring pass. It would then fall to the Owls' defense to make those 24 points stand, and it took all the remaining 25+ minutes to do so.

McHargue threw for a career-high 230 yards to lead the Owls offense.

## Rice 24, Purdue 22

	1	2	3	4	F
Purdue Boilermakers	7	10	2	3	- 22
Rice Owls	3	14	7	0	- 24

### SCORING SUMMARY

1st	5:46	Rice	Boswell 33 FG
	2:07	PUR	TerBush 5 run (Wiggs kick)
2nd	13:43	Rice	Petersen 2 run (Boswell kick)
	8:48	PUR	Wiggs 28 FG
	5:56	PUR	Wright 19 pass from TerBush (Wiggs kick)
	0:00	Rice	Willson 4 pass from McHargue (Boswell kick)
3rd	10:25	Rice	McGuffie 19 pass from McHargue (Boswell kick)
	1:06	PUR	TEAM, safety
4th	7:56	PUR	Wiggs 27 FG

Attendance: 25,317

### TEAM STATISTICS

	Purdue	Rice
<b>FIRST DOWNS</b>	<b>18</b>	<b>23</b>
Rushing	11	8
Passing	6	11
Penalty	1	4
Rushing Attempts	40	48
Yds Gained Rushing	208	157
Yds Lost Rushing	25	47
<b>NET YDS RUSHING</b>	<b>183</b>	<b>110</b>
<b>NET YDS PASSING</b>	<b>183</b>	<b>242</b>
Comp-Att-Int	18-32-0	20-32-0
<b>TOTAL PLAYS-YDS</b>	<b>72-366</b>	<b>80-352</b>
Fumbles-Lost	0-0	2-1
Penalties-Yards	7-50	5-57
Punts-Avg	7-42.6	7-43.9
Punt Ret-Yds-TD	4-44-0	3-21-0
KO Ret-Yds-TD	3-72-0	1-21-0
INT Ret-Yds-TD	0-0-0	0-0-0
Possession Time	28:47	31:13
Third Down Conv	6-18	8-18
Fourth Down Conv	0-1	1-1
Red Zone Scores-Att	4-6	4-4
Sacks-Yds	2-21	4-16
Field Goals	2-3	1-1

### INDIVIDUAL STATISTICAL LEADERS

RUSHING	ATT	YDS	TD
<b>Purdue</b>			
Akeem Shavers	11	69	0
Caleb TerBush	16	68	1
Ralph Bolden	11	46	0
Antavian Edison	1	2	0
<b>Rice</b>			
Sam McGuffie	9	48	0
Taylor McHargue	16	36	0
Tyler Smith	11	25	0
Turner Petersen	5	6	1
Charles Ross	4	6	0
Jeremy Eddington	2	5	0
<b>PASSING</b>	<b>C-A-I</b>	<b>YDS</b>	<b>TD</b>
<b>Purdue</b>			
Caleb TerBush	18-31-0	183	1
<b>Rice</b>			
Taylor McHargue	19-29-0	230	2
Turner Petersen	1-1-0	12	0

RECEIVING	REC	YDS	TD
<b>Purdue</b>			
Antavian Edison	4	76	0
O.J. Ross	4	39	0
Justin Siller	4	21	0
Crosby Wright	2	31	1
Gary Bush	2	0	0
Jstin Sinz	1	9	0
Akeem Shavers	1	7	0
<b>Rice</b>			
Luke Willson	4	36	1
Randy Kitchens	3	42	0
Donte Moore	3	23	0
Vance McDonald	3	21	0
Sam McGuffie	2	38	1
Charles Ross	2	31	0
Turner Petersen	1	30	0
Taylor Cook	1	12	0
Mario Hull	1	9	0

**Baylor 56, Rice 31****Sept. 24, 2011 ♦ Floyd Casey Stadium ♦ Waco, Texas**

Robert Griffin III passed for 338 yards and five touchdowns as Baylor knocked off Rice 56-31 in Floyd Casey Stadium.

After Baylor was forced to punt on a three-and-out first series, Griffin engineered five straight scoring drives with four culminating with passing strikes to four different receivers.

In addition to Griffin's 29-of-33 passing numbers, the Bears also took advantage of a special teams fumble recovery which led to an early 21-0 Baylor lead.

Rice's Charles Ross had already had one long kickoff return called back by an illegal block. On his second return, Baylor's Tevin Elliot dislodged the ball and recovered the fumble to give the Bears the ball on the Rice 21.

Griffin's 17-yard touchdown pass to Kendall Wright gave Baylor a 21-0 lead. The Bears would extend the margin to 28-0 before the Owls got on the board in the second quarter.

Rice players registered the longest rush and pass play of the season on back-to-back plays to help set up a two-yard Jeremy Eddington touchdown run. Turner Petersen had a 27-yard run into Baylor territory and Randy Kitchens' 42-yard reception of a Taylor McHargue pass moved the ball to the two.

McHargue set career highs for passing in the game, completing 23-of-38 passes for 260 yards and three touchdowns.

Following Baylor's fifth scoring drive, Rice would close out the first half with the final 10 points to cut the margin to 35-17.

Chris Boswell's 31-yard field goal with 7:56 to play in the half cut the lead to 35-10.

On the ensuing kickoff, Tolu Akinwumi dislodged the ball from returner Darius Jones and Corey Frazier pounced on it at the Baylor 33.

McHargue would complete a 10-yard pass to Mario Hull with the Owls facing third-and-six. An offside call on the Bears with Rice facing fourth-and-one gave the Owls first-and-goal from the five. McHargue would hook up with Vance McDonald for the first of two scoring passes.

Baylor would get two quick strikes early in the second half to extend the lead to 49-17.

Ahmad Dixon had a 55-yard interception return for a touchdown. Tevin Reese would later catch a 64-yard touchdown pass.

McHargue had two-touchdown passes in the second half.

Andre Gautreaux caught a 19-yard touchdown pass for his first career reception as an Owl.

McDonald, who finished the 2010 season with touchdown receptions in the last three games, caught a 24-yard touchdown pass in the fourth quarter for his second scoring reception of the game to cap the game's scoring.

## Baylor 56, Rice 31

	1	2	3	4	F
Rice Owls	0	17	7	7	- 31
Baylor Bears	21	14	21	0	- 56

### SCORING SUMMARY

1st	8:26	BU	Williams 4 pass from Griffin (Jones kick)
	6:15	BU	Sampson 29 pass from Griffin (Jones kick)
	5:34	BU	Wright 17 pass from Griffin (Jones kick)
2nd	14:56	BU	Ganaway 4 run (Jones kick)
	12:57	Rice	Eddington 2 run (Boswell kick)
	10:52	BU	Ganaway 10 pass from Griffin (Jones kick)
	7:25	Rice	Boswell 31 FG
	4:46	Rice	McDonald 5 pass from McHargue (Jones kick)
3rd	10:30	BU	Dixon 55 INT return (Jones kick)
	6:00	BU	Reese 64 pass from Griffin (Jones kick)
	3:11	Rice	Gautreaux 19 pass from McHargue (Boswell kick)
	0:54	BU	Griffin 4 run (Jones kick)
4th	6:10	Rice	McDonald 24 pass from McHargue (Boswell kick)

Attendance: 40,088

### TEAM STATISTICS

	Rice	Baylor
<b>FIRST DOWNS</b>	<b>24</b>	<b>33</b>
Rushing	8	16
Passing	12	14
Penalty	4	3
Rushing Attempts	38	50
Yds Gained Rushing	176	310
Yds Lost Rushing	20	4
<b>NET YDS RUSHING</b>	<b>156</b>	<b>306</b>
<b>NET YDS PASSING</b>	<b>260</b>	<b>367</b>
Comp-Att-Int	23-39-1	31-35-0
<b>TOTAL PLAYS-YDS</b>	<b>77-416</b>	<b>85-673</b>
Fumbles-Lost	2-1	4-2
Penalties-Yards	9-75	6-73
Punts-Avg	5-44.2	1-39
Punt Ret-Yds-TD	0-0-0	3-28-0
KO Ret-Yds-TD	5-76-0	5-84-0
INT Ret-Yds-TD	0-0-0	1-55-1
Possession Time	30:33	29:27
Third Down Conv	9-19	5-10
Fourth Down Conv	0-0	1-3
Red Zone Scores-Att	4-4	5-6
Sacks-Yds	0-0	2-10
Field Goals	1-2	0-0

### INDIVIDUAL STATISTICAL LEADERS

RUSHING	ATT	YDS	TD
<b>Rice</b>			
Turner Petersen	7	51	0
Taylor McHargue	14	44	0
Sam McGuffie	9	24	0
Tyler Smith	3	23	0
<b>Baylor</b>			
Terrance Ganaway	18	89	1
Glasco Martin	5	83	0
Robert Griffin III	6	51	1
Jarred Salubi	8	48	0

PASSING	C-A-I	YDS	TD
<b>Rice</b>			
Taylor McHargue	23-38-1	260	3
<b>Baylor</b>			
Robert Griffin III	29-33-0	338	5
Bryce Petty	2-2-0	29	0

RECEIVING	REC	YDS	TD
<b>Rice</b>			
Vance McDonald	6	59	2
Luke Willson	5	52	0
Andre Gautreaux	2	33	1
Donte Moore	2	17	0
Tyler Smith	2	14	0
Sam McGuffie	2	2	0
Randy Kitchens	1	42	0
Taylor Cook	1	19	0
Turner Petersen	1	12	0
Mario Hull	1	10	0
<b>Baylor</b>			
Kendall Wright	11	108	1
Tevin Reese	7	106	1
Lanear Sampson	3	31	1
Terrance Williams	2	25	1
Jordan Najvar	2	18	0
Terrance Ganaway	2	15	1
Levi Norwood	1	25	0
Darius Jones	1	21	0
Jerod Monk	1	5	0
Clay Fuller	1	4	0
Jarred Salubi	0	9	0

## Southern Miss 48, Rice 24

Oct. 1, 2011 ♦ M.M. Roberts Stadium ♦ Hattiesburg, Miss.

Rice returned two fumble recoveries back for touchdowns, the second giving the Owls a 14-13 lead, but Southern Miss scored the final 28 points en route to a 48-24 win.

Southern Miss rolled up 654 yards of total offense including 260 yards in the third quarter. The Golden Eagles' defense held Rice to 67 yards of total offense after the intermission.

Rice grabbed a 24-20 lead early in the second half. USM began the half by moving the ball from its own 20 to the Rice four. Facing fourth-and-one, Kendrick Hardy carried over right tackle and was stripped of the ball by Scott Solomon. Xavier Webb returned the fumble 96 yards for the score.

Webb's play ended a Rice streak of 35-straight games without a defensive touchdown. The Owls' previous defensive score came on a Chris Douglas' interception return in the fourth quarter of the North Texas game in 2008.

Webb would force another fumble on the Golden Eagles' next drive but USM would maintain possession and go on to score on a one-yard touchdown run by Austin Davis that gave Southern Miss a 27-24 lead.

Webb had 13 tackles (7 solo stops), setting a new career high.

USM would go on drive 75 and 63 yards on their next two series and would lead 41-24 heading into the fourth quarter.

Davis completed a 23-yard touchdown pass to Ryan Balentine with 3:13 to play to cap the Golden Eagles' scoring. The final drive included five straight carries by Tracy Lampley (48 yards on the drive) before the touchdown pass.

Lampley had 70 rushing yards and a touchdown on the night. Hardy led USM with 172 yards and a score on 23 carries. Davis completed 21-of-33 passes for 284 yards while Kelvin Bolden had nine receptions for 132 yards and one touchdown.

Southern Miss had drives of 78 and 60 yards in the first quarter, culminating with a 47-yard touchdown run by Hardy and a 46-yard Davis to Balentine hookup.

Rice would strike for a pair of touchdowns late in the quarter to take a 14-13 lead.

Vance McDonald's 2-yard touchdown reception from Taylor McHargue got the Owls on the board with five seconds to play in the quarter.

Rice had been held to -2 yards of total offense on its first three offensive series (a trio of three-and-outs) before going on an 7-play, 80-yard drive, highlighted by a 42-yard McHargue to McDonald pass down to the USM 16. The drive was sustained by a pass interference call in the end zone.

On the ensuing kickoff, Zach Patt forced Golden Eagle returner Francisco Llanos to fumble at the 17. Michael Kutzler picked up the loose ball, returning it into the end zone for the score. Chris Boswell's point-after try gave the Owls' a 14-13 lead at the end of the quarter.

Southern Miss took a 20-14 lead when Cordarro Law forced Taylor McHargue to fumble. Marquese Wheaton picked up the loose ball and raced 75 yards for the USM score.

Boswell would connect on a 41-yard field goal in the final minute of the first half and the Owls went to the locker room trailing 20-17.

Rice did not have an interception in its first three games before Bryce Callahan ended the drought with a pair of picks against Southern Miss. He became the first Rice player to have two interceptions in a game since Chris Douglas against SMU on Aug. 29, 2008.

Callahan was credited with three tackles, including an assist on a tackle for loss and broke up a pass in addition to his pair of interceptions.

## Southern Miss 48, Rice 24

	1	2	3	4	F
Rice Owls	14	3	7	0	- 24
USM Golden Eagles	13	7	21	7	- 48

### SCORING SUMMARY

1st	4:51	USM	Hardy 47 run (Hrapmann kick failed)
	2:56	USM	Balentine 46 pass from Davis (Hrapmann kick)
	0:05	Rice	McDonald 2 pass from McHargue (Boswell kick)
	0:00	Rice	Kutzler 17 fumble recovery (Boswell kick)
2nd	2:59	USM	Wheaton 75 fumble recovery (Hrapmann kick)
	0:47	Rice	Boswell 41 FG
3rd	10:50	Rice	Webb 96 fumble recovery (Boswell kick)
	6:25	USM	Davis 1 run (Hrapmann kick)
	3:16	USM	Lampley 2 run (Hrapmann kick)
	0:22	USM	Bolden 45 pass from Davis (Hrapmann kick)
	3:13	USM	Balentine 23 pass from Davis (Hrapmann kick)

Attendance: 28,656

### TEAM STATISTICS

	Rice	USM
<b>FIRST DOWNS</b>	<b>15</b>	<b>33</b>
Rushing	3	20
Passing	11	11
Penalty	1	2
Rushing Attempts	30	51
Yds Gained Rushing	95	379
Yds Lost Rushing	62	9
<b>NET YDS RUSHING</b>	<b>33</b>	<b>370</b>
<b>NET YDS PASSING</b>	<b>196</b>	<b>284</b>
Comp-Att-Int	21-41-0	21-34-2
<b>TOTAL PLAYS-YDS</b>	<b>71-229</b>	<b>85-654</b>
Fumbles-Lost	3-2	3-2
Penalties-Yards	6-55	4-30
Punts-Avg	9-44.1	3-41.0
Punt Ret-Yds-TD	2-19-0	2-14-0
KO Ret-Yds-TD	7-126-0	3-70-0
INT Ret-Yds-TD	2-25-0	0-0-0
Possession Time	27:23	32:37
Third Down Conv	4-16	5-13
Fourth Down Conv	1-2	1-2
Red Zone Scores-Att	1-3	2-3
Sacks-Yds	1-5	2-16
Field Goals	1-1	0-2

### INDIVIDUAL STATISTICAL LEADERS

RUSHING	ATT	YDS	TD
<b>Rice</b>			
Tyler Smith	5	23	0
Charles Ross	4	23	0
Turner Petersen	5	16	0
Jeremy Eddington	1	5	0
<b>Southern Miss</b>			
Kendrick Hardy	23	172	1
Tracy Lampley	9	70	1
Jeremy Hester	8	44	0
Austin Davis	7	39	1
<b>PASSING</b>	<b>C-A-I</b>	<b>YDS</b>	<b>TD</b>
<b>Rice</b>			
Taylor McHargue	14-28-0	140	1
Nick Fanuzzi	7-13-0	56	0
<b>Southern Miss</b>			
Austin Davis	21-33-2	284	3
Ryan Balentine	0-1-0	0	0

RECEIVING	REC	YDS	TD
<b>Rice</b>			
Mario Hull	6	51	0
Vance McDonald	4	47	1
Luke Willson	4	34	0
Donte Moore	2	17	0
Charles Ross	1	19	0
Turner Petersen	1	14	0
Sam McGuffie	1	9	0
Tyler Smith	1	3	0
Andre Gautreaux	1	2	0
<b>Southern Miss</b>			
Kevin Bolden	9	132	1
Ryan Balentine	7	114	2
Tracy Lampley	1	14	0
Kendrick Hardy	1	14	0
Dominique Sullivan	1	8	0
Jeremy Hester	1	1	0
William Spight	1	1	0

## Rice 28, Memphis 6

Oct. 8, 2011 ♦ Rice Stadium ♦ Houston, Texas

Rice's defense provided all the points the team would need, while the Owls' offense added three more scores in a 28-6 win over Memphis. The victory was Rice's fifth straight at home.

The Owls held the Tigers to a pair of field goals and then used a pair of stops to allow their fewest points in a game since blanking UNLV 38-0 in the opening game of the 1995 campaign. It was also the fewest points Rice has allowed in seven seasons as a member of Conference USA.

Rice held Marshall to 10 points in a 38-10 win during the 2008 season in a game played in Houston.

"I'm proud of the defensive coaches, proud of the execution, and how hard those kids played," Rice head coach David Bailiff said. "They bent a couple of times, but didn't break even after a turnover when they were already in field goal range and made them settle for a field goal.

After the Owls took a 14-3 lead into the locker room at halftime, junior defensive end Jared Williams broke the game open in the third, returning a deflected pass 47-yards to tally Rice's second defensive touchdown in as many weeks.

Rice safety Paul Porras blitzed Memphis quarterback Tay-

lor Reed on the play, making contact as the ball was released. Williams plucked the ball out of the air and burst past the Tigers' line to score his first career touchdown.

"It felt great", Williams said. "I played a lot of offense in high school so when you see that ball in the air you want to take it and it all comes back to you. It felt great to be in the end zone again with your team all around you. As coach said, it was a big momentum builder for the team coming into the second half."

Senior Tyler Smith provided the offensive spark for the Owls, rushing for a season-high 97 yards on 14 carries. It was Smith's most productive outing since he closed the 2009 season with back-to-back, 100-yard rushing efforts.

Rice opened the scoring late in the first quarter when Turner Petersen scored the first of two, one-yard touchdowns to cap a nine-play, 69-yard drive that was highlighted by a 31-yard romp up the sidelines by Smith.

The Owls offense would be held scoreless on their next four possessions, while Memphis closed the score to 7-3 before Rice mounted an 11-play drive over the final two minutes to push the advantage to 14-3 at intermission.

Taylor McHargue found Luke Willson in the end zone for a 15-yard score, one of five passes Willson would catch on the day. McHargue threw for 170 yards and a score, completing 15 of 22 with a pair of interceptions.

Williams took center stage on the Tigers' second possession of the second half to extend the lead to 21-3 and match his roommate, Xavier Webb in the defensive scoring category. Webb returned a fumble 96 yards for a score last week at Southern Miss.

The Owls' defense, which had given up 104 points in the previous two games, kept the Tigers out of the end zone on the strength of 10 tackles for loss, including a season-high five sacks. Both of Williams tackles on the day were for losses.

Senior defensive end Scott Solomon led the defenders with a pair of stops behind the line, including one sack and he also recovered a fumble on a sack by Cameron Nwosu at the Rice 24 to thwart a late Memphis scoring threat. The two tackles for loss moved Solomon into fourth on the Rice career list, one ahead of Matt Sign. His sack moved him to within one of passing ND Kalu for second on the Owls career sack list.

## Rice 28, Memphis 6

	1	2	3	4	F
Memphis Tigers	3	0	0	3	- 6
Rice Owls	7	7	14	0	- 28

### SCORING SUMMARY

1st	5:34	Rice	Petersen 1 run (Boswell kick)
	0:30	UM	Henriques 50 FG
2nd	0:38	Rice	Willson 15 pass from McHargue (Boswell kick)
3rd	10:33	Rice	Williams 47 interception return (Boswell kick)
	4:57	Rice	Petersen 1 run (Boswell kick)
4th	14:10	UM	Henriques 30 FG

Attendance: 14,179

### TEAM STATISTICS

	Memphis	Rice
<b>FIRST DOWNS</b>	<b>17</b>	<b>14</b>
Rushing	6	9
Passing	9	5
Penalty	2	0
Rushing Attempts	29	45
Yds Gained Rushing	101	205
Yds Lost Rushing	31	25
<b>NET YDS RUSHING</b>	<b>70</b>	<b>180</b>
<b>NET YDS PASSING</b>	<b>237</b>	<b>170</b>
Comp-Att-Int	24-43-2	15-22-2
<b>TOTAL PLAYS-YDS</b>	<b>72-307</b>	<b>67-350</b>
Fumbles-Lost	1-1	1-1
Penalties-Yards	3-17	4-25
Punts-Avg	10-47.1	7-44.3
Punt Ret-Yds-TD	0-0-0	8-121-0
KO Ret-Yds-TD	4-60-0	2-76-0
INT Ret-Yds-TD	2-20-0	2-47-1
Possession Time	29:54	30:06
Third Down Conv	3-16	7-16
Fourth Down Conv	0-0	1-2
Red Zone Scores-Att	1-2	3-3
Sacks-Yds	2-8	5-23
Field Goals	2-2	0-0

### INDIVIDUAL STATISTICAL LEADERS

RUSHING	ATT	YDS	TD
<b>Memphis</b>			
Jerrell Rhodes	7	29	0
Taylor Reed	8	29	0
Billy Foster	7	20	0
<b>Rice</b>			
Tyler Smith	14	97	0
Taylor McHargue	14	44	0
Turner Petersen	11	32	2
<b>PASSING</b>	<b>C-A-I</b>	<b>YDS</b>	<b>TD</b>
<b>Memphis</b>			
Taylor Reed	15-30-2	100	0
Andy Summerlin	9-13-0	137	0
<b>Rice</b>			
Taylor McHargue	15-22-2	170	1

RECEIVING	REC	YDS	TD
<b>Memphis</b>			
Tannar Rehrer	11	89	0
Kevin Wright	4	82	0
Keiwone Malone	2	34	0
Jerrell Rhodes	2	-2	0
Billy Foster	1	12	0
Marcus Rucker	1	9	0
Cam Baker	1	7	0
Andrew Ene-Ita	1	5	0
Reggie Travis	1	1	0
<b>Rice</b>			
Luke Willson	5	58	1
Vance McDonald	3	26	0
Sam McGuffie	3	24	0
Turner Petersen	1	51	0
Tyler Smith	1	6	0
Jeremy Eddington	1	3	0
Donte Moore	1	2	0

## Marshall 24, Rice 20

Oct. 15, 2011 ♦ Joan G. Edwards Stadium ♦ Huntington, W.Va.

Tron Martinez scored from four yards out with 1:49 remaining to play give Marshall a come-from-behind, 24-20 Homecoming victory over Rice.

The late score was set up by an Owl fumble deep in their own territory as Rice was looking to run out the clock and take a victory back to Houston.

Rice running back Sam McGuffie, who led the Owls with 70 yards on the ground and had put them in the lead with a four-yard run of his own late in the third quarter, had the ball stripped from behind by Marshall's Vinny Curry at the Rice 23. Five plays later, Martinez scored to clinch the game for The Herd.

The Rice defense had stopped Marshall a series earlier, forcing the Thundering Herd into a three-and-out that started on the Owl 49. On second down of the drive, Tron caught a pass on the outside but was dropped by Justin Allen for a five-yard loss. Marshall quarterback Rakeem Cato then threw an incomplection to bring on the punting team.

Rice gained possession with 3:38 to play and on first down McGuffie sprinted for eight yards before Curry stripped the ball to set up the game-winning score.

Early in the fourth quarter and after a booth review, Curry was credited with a fumble recovery on a loose ball following a fumble by Rice quarterback Taylor McHargue.

Trailing 24-20, Marshall had the ball at the Rice 25 but on first down, Herd quarterback A.J. Graham was intercepted by Paul Poras at the 8-yard line.

The two teams then each traded a pair of punts before the Owls fumbled late.

Marshall started fast and took a 17-6 lead into the locker room, but Rice roared out of the break to score a pair of touchdowns and surge to 20-17 lead. After forcing a punt on Marshall's opening possession of the third quarter, the Owls marched 86 yards in six plays to score their first touchdown.

Taylor McHargue ran the ball twice for 32 yards to move the ball to midfield. He then found Vance McDonald alone downfield while he was evading the Marshall pass rush and hit the junior receiver for a 49-yard touchdown. The score was the 12<sup>th</sup> TD reception of McDonald's career, moving him into a tie for ninth on the Rice career chart.

The Rice defense got the ball right back, forcing a three-and-out, and setting up the Owls at the Rice 21.

McHargue twice found Mario Hull for gains totaling 44 yards to set Rice up at the Marshall 13. From there, McGuffie did the rest of the work, covering nine yards on first down and then putting the Owls into the lead from four yards out.

After being forced to punt four times to begin the game, Rice scored on its next four possessions - the final two possessions of the first half led to Chris Boswell field goals of 35 and 24 yards then the offense found the end zone twice in the third quarter.

Rice outgained the Thundering Herd 361 yards to 328. McHargue completed 10-of-16 passes for 150 yards.

Defensively, linebacker Cameron Nwosu led the Owls with a career-high 16 tackles while Allen finished with 10 stops.

Curry helped pace Marshall's defense with a nine-tackle performance which included 3.5 quarterback sacks.

## Marshall 24, Rice 20

	1	2	3	4	F
Rice Owls	0	6	14	0	- 20
Marshall Thundering Herd	7	10	0	7	- 24

### SCORING SUMMARY

1st	4:45	MU	Graham 15 run (Warner kick)
2nd	13:17	MU	Graham 5 run (Warner kick)
	8:47	Rice	Boswell 35 FG
	1:12	Rice	Boswell 24 FG
	0:00	MU	Warner 45 FG
3rd	8:57	Rice	McDonald 49 pass from McHargue (Boswell kick)
	4:08	Rice	McGuffie 4 run (Boswell kick)
4th	1:49	MU	Martinez 4 run (Warner kick)

Attendance: 27, 509

### TEAM STATISTICS

	Rice	MU
<b>FIRST DOWNS</b>	<b>20</b>	<b>19</b>
Rushing	14	13
Passing	6	6
Penalty	0	0
Rushing Attempts	41	43
Yds Gained Rushing	255	229
Yds Lost Rushing	61	12
<b>NET YDS RUSHING</b>	<b>194</b>	<b>217</b>
<b>NET YDS PASSING</b>	<b>167</b>	<b>111</b>
Comp-Att-Int	12-21-0	14-27-1
<b>TOTAL PLAYS-YDS</b>	<b>62-361</b>	<b>70-328</b>
Fumbles-Lost	2-2	1-0
Penalties-Yards	5-35	3-20
Punts-Avg	6-40.8	7-40.1
Punt Ret-Yds-TD	0-0-0	2-15-0
KO Ret-Yds-TD	4-69-0	4-80-0
INT Ret-Yds-TD	1-0-0	0-0-0
Possession Time	31:27	28:33
Third Down Conv	2-12	6-14
Fourth Down Conv	0-1	0-1
Red Zone Scores-Att	3-3	3-3
Sacks-Yds	2-7	4-28
Field Goals	2-2	1-1

### INDIVIDUAL STATISTICAL LEADERS

RUSHING	ATT	YDS	TD
<b>Rice</b>			
Sam McGuffie	10	70	1
Turner Petersen	7	55	0
Tyler Smith	5	39	0
Taylor McHargue	17	33	0
<b>Marshall</b>			
A.J. Graham	20	129	2
Tron Martinez	12	58	1
Travon Van	9	34	0
<b>PASSING</b>	<b>C-A-I</b>	<b>YDS</b>	<b>TD</b>
<b>Rice</b>			
Taylor McHargue	10-16-0	150	1
Nick Fanuzzi	1-4-0	11	0
Turner Petersen	1-1-0	6	0
<b>Marshall</b>			
A.J. Graham	11-22-1	99	0
Rakeem Cato	3-5-0	12	0

RECEIVING	REC	YDS	TD
<b>Rice</b>			
Tyler Smith	4	41	0
Vance McDonald	3	68	1
Mario Hull	2	44	0
Luke Wilson	1	11	0
Andre Gautreaux	1	4	0
<b>Marshall</b>			
Troy Evans	4	22	0
Antavious Wilson	3	37	0
Jermaine Kelson	3	18	0
Andre Booker	1	32	0
Aaron Dobson	1	4	0
Gator Hoskins	1	3	0

## Tulsa 38, Rice 20

Oct. 22, 2011 ♦ Rice Stadium ♦ Houston, Texas

Tulsa took advantage of three early Rice miscues and rode the performance of senior quarterback G.J. Kinne to post a 38-20 win over the Owls at Rice Stadium.

The Owls turned the ball over three times in the first nine minutes, and the Golden Hurricane turned each into points, building a 17-0 lead while amassing just 66 total yards.

Kinne ran and threw for a pair of short touchdowns to convert a pair of interceptions, while Kevin Fitzpatrick converted a 52-yard field goal after a Rice fumble.

Kinne finished the day with 318 yards and three scores through the air and rushed for another 34 to lead the Tulsa attack.

Senior Nick Fanuzzi came on in relief of Taylor McHargue and completed 20 of 37 for 234 yards and a touchdown. His 40-yard touchdown connection with Luke Willson just before halftime brought the Owls to within 24-10.

Willson led the team with seven catches for 104 yards, both career highs. Senior Tyler Smith led the Owls on the ground with 66 yards on 15 carries.

The Owls' defense held Tulsa to just 98 yards in the third quarter, but could only close the gap to 24-13 on Chris Boswell's second field goal of the game, a 36-yarder with 5:36 left in the third.

Tulsa extended the lead to 31-13 in the opening minutes of the fourth quarter and Rice answered on a two-yard run by Turner Petersen. But the Owls could pull no closer and Tulsa added a late touchdown to round out the scoring.

## Tulsa 38, Rice 20

	1	2	3	4	F
Tulsa Golden Hurricane	17	7	0	14	- 38
Rice Owls	0	10	3	7	- 20

### SCORING SUMMARY

1st	13:15	Tulsa	Kinne 1 run (Fitzpatrick kick)
	10:03	Tulsa	Watts 13 pass from Kinne (Fitzpatrick kick)
	4:37	Tulsa	Fitzpatrick 52 FG
2nd	11:18	Rice	Boswell 32 FG
	0:56	Tulsa	Carter 64 pass from G.J. Kinne (Fitzpatrick kick)
	0:05	Rice	Willson 40 pass from Fanuzzi (Boswell kick)
3rd	5:36	Rice	Boswell 36 FG
4th	11:41	Tulsa	Watts 3 run (Fitzpatrick kick)
	5:47	Rice	Petersen 2 run (Boswell kick)
	2:36	Tulsa	Johnson 41 pass from Kinne (Fitzpatrick kick)

Attendance: 17,314

### TEAM STATISTICS

	Tulsa	Rice
<b>FIRST DOWNS</b>	<b>21</b>	<b>21</b>
Rushing	6	8
Passing	14	11
Penalty	1	2
Rushing Attempts	42	35
Yds Gained Rushing	177	138
Yds Lost Rushing	22	35
<b>NET YDS RUSHING</b>	<b>155</b>	<b>103</b>
<b>NET YDS PASSING</b>	<b>318</b>	<b>250</b>
Comp-Att-Int	21-34-0	22-42-2
<b>TOTAL PLAYS-YDS</b>	<b>76-473</b>	<b>77-353</b>
Fumbles-Lost	2-1	2-2
Penalties-Yards	5-46	4-35
Punts-Avg	4-39.0	6-46.0
Punt Ret-Yds-TD	1-4-0	3-9-0
KO Ret-Yds-TD	4-84-0	5-97-0
INT Ret-Yds-TD	2-5-0	0-0-0
Possession Time	31:45	28:15
Third Down Conv	9-17	8-16
Fourth Down Conv	0-1	0-0
Red Zone Scores-Att	3-5	3-3
Sacks-Yds	3-19	0-0
Field Goals	1-2	2-2

### INDIVIDUAL STATISTICAL LEADERS

RUSHING	ATT	YDS	TD
<b>Tulsa</b>			
Trey Watts	18	68	1
Ja'Terlan Douglas	8	51	0
G.J. Kinne	11	34	1
Alex Singleton	2	7	0
<b>Rice</b>			
Tyler Smith	15	66	0
Turner Petersen	8	37	1
Sam McGuffie	2	11	0
<b>PASSING</b>	<b>C-A-I</b>	<b>YDS</b>	<b>TD</b>
<b>Tulsa</b>			
G.J. Kinne	21-34-0	318	3
<b>Rice</b>			
Nick Fanuzzi	20-37-0	234	1
Taylor McHargue	2-4-2	16	0

RECEIVING	REC	YDS	TD
<b>Tulsa</b>			
Willie Carter	9	160	1
Bryan Burnham	4	72	0
Trey Watts	4	32	1
Jordan James	2	1	0
Ricky Johnson	1	41	1
Clay Sears	1	12	0
<b>Rice</b>			
Luke Willson	7	104	1
Andre Gautreaux	4	51	0
Tyler Smith	3	21	0
Donte Moore	2	19	0
Mario Hull	2	10	0
Michael Patterson	1	24	0
Vance McDonald	1	16	0
Jeremy Eddington	1	6	0

## Houston 73, Rice 34

Oct. 27, 2011 ♦ Robertson Stadium ♦ Houston, Texas

For the fourth consecutive season, the Bayou Bucket trophy, presented by State Farm, had a change of address, after the Houston Cougars withstood a fast start by Rice and downed the Owls 73-34 at Robertson Stadium.

The Owls went into the game as heavy underdogs to the Cougars who entered the contest ranked 17<sup>th</sup> by AP and 18<sup>th</sup> by the coaches and struck first in the opening seconds of the game, thanks to Tyron Carrier's 100-yard return of the game's opening kickoff.

But the Owls responded by scoring the next 17 points to take a 17-7 lead. Turner Petersen opened the game at quarterback and moved the Owls into scoring position on their first drive. Chris Boswell converted on a career-best 51 yard field goal to start the Owls scoring.

Rice then recovered a bobbled squib kick and needed three plays to score, with Tyler Smith taking it the final yard.

The Owls' defense sparkled in the early going, forcing a punt on the Cougars' first possession, then intercepted a Case Keenum pass on the next possession. On Houston's third series with the ball, Keenum had the ball slip out of his hands deep in his own territory and sophomore linebacker Cameron

Nwosu scooped up the ball and returned it 12 yards for the Owls' third defensive touchdown of the season.

Houston's high-powered attack found its rhythm, scoring on its next five possessions to take a 38-20 lead into the locker room. The Cougars added 28 points in the third quarter and a final score in the fourth.

Smith added a pair of long-distance scores for the Owls in the third quarter. Early in the frame, Nick Fanuzzi found him alone up the sideline on a wheel route for a 67-yard scoring play. Later, after the Owls were pinned at their own one and following a two-yard quarterback keeper, Smith darted through the line and ran away from a pack of defenders to record the longest run from scrimmage in both Rice and Conference USA history.

His 97-yard scoring jaunt knocked Dicky Maegle's famous 95-yard scoring run in the 1954 Cotton Bowl and Kyle Herm's equally long scoring sprint at home from the Rice records. He also bettered the conference mark of 96 yards by Houston's Antowain Smith in 1996.

One the night, the fifth-year senior re-wrote his personal record book, finishing with 170 yards on 13 carries and a pair of scores, 73 yards on three receptions and a touchdown, and 243 all-purpose yards. Petersen recorded his first career 100-yard rushing day, finishing with 140 yards on 23 carries.

The win by the Cougars marked the fifth straight win by the home team in the annual contest between the two schools. After Houston captured the trophy for three consecutive years from 2005-07, the two schools have traded victories over the last four games, with the home team winning each game.

## Houston 73, Rice 34

	1	2	3	4	F
Rice Owls	17	3	14	0	- 34
Houston Cougars	14	24	28	7	- 73

### SCORING SUMMARY

1st	14:45	HOU	Carrier 100 kickoff return (Hogan kick)
	10:35	Rice	Boswell 51 FG
	9:37	Rice	Smith 1 run (Boswell kick)
	0:14	Rice	Nwosu 12 fumble recovery (Boswell kick)
	0:00	HOU	Edwards 57 pass from Keenum (Hogan kick)
2nd	11:20	Rice	Boswell 40 FG
	10:00	HOU	Hogan 33 FG
	6:28	HOU	Carrier 21 pass from Keenum (Hogan kick)
	3:49	HOU	Edwards 64 pass from Keenum (Hogan kick)
	0:26	HOU	Johnson 18 pass from Keenum (Hogan kick)
3rd	11:35	HOU	Sims 41 pass from Keenum (Hogan kick)
	8:20	HOU	Sims 20 pass from Keenum (Hogan kick)
	7:23	Rice	Smith 67 pass from Fanuzzi (Boswell kick)
	6:03	HOU	Edwards 37 pass from Keenum (Hogan kick)
	5:11	Rice	Smith 97 run (Boswell kick)
	2:43	HOU	Edwards 22 pass from Keenum (Hogan kick)
4th	10:13	HOU	Edwards 47 pass from Keenum (Hogan kick)

Attendance: 32,112

### TEAM STATISTICS

	Rice	UH
<b>FIRST DOWNS</b>	<b>18</b>	<b>26</b>
Rushing	16	6
Passing	2	18
Penalty	0	2
Rushing Attempts	60	26
Yds Gained Rushing	443	141
Yds Lost Rushing	84	19
<b>NET YDS RUSHING</b>	<b>359</b>	<b>122</b>
<b>NET YDS PASSING</b>	<b>116</b>	<b>534</b>
Comp-Att-Int	7-19-0	24-40-1
<b>TOTAL PLAYS-YDS</b>	<b>79-475</b>	<b>66-656</b>
Fumbles-Lost	5-1	2-2
Penalties-Yards	7-64	1-10
Punts-Avg	8-42.0	3-43.7
Punt Ret-Yds-TD	0-0-0	2-2-0
KO Ret-Yds-TD	8-174-0	6-154-1
INT Ret-Yds-TD	1-12-1	1-(-6)-0
Possession Time	38:35	21:25
Third Down Conv	5-17	6-13
Fourth Down Conv	0-1	0-1
Red Zone Scores-Att	1-2	3-3
Sacks-Yds	1-2	1-5
Field Goals	2-3	1-1

### INDIVIDUAL STATISTICAL LEADERS

RUSHING	ATT	YDS	TD
<b>Rice</b>			
Tyler Smith	13	170	2
Turner Petersen	23	140	0
Andre Gautreaux	1	47	0
Jeremy Eddington	6	20	0
Nick Fanuzzi	8	7	0
<b>Houston</b>			
Michael Hayes	12	76	0
Charles Sims	7	50	0
Braxton Welford	2	6	0
<b>PASSING</b>	<b>C-A-I</b>	<b>YDS</b>	<b>TD</b>
<b>Rice</b>			
Nick Fanuzzi	3-9-0	81	1
Taylor McHargue	3-8-0	27	0
Turner Petersen	1-2-0	8	0
<b>Houston</b>			
Case Keenum	24-37-1	534	9
Cotton Turner	0-3-0	0	0

RECEIVING	REC	YDS	TD
<b>Rice</b>			
Tyler Smith	3	73	1
Vance McDonald	3	32	0
Taylor Cook	1	11	0
<b>Houston</b>			
Patrick Edwards	7	318	5
Tyron Carrier	7	85	1
Charles Sims	4	73	2
Justin Johnson	4	56	1
Michael Hayes	2	2	0

## Rice 41, UTEP 37

Nov. 5, 2011 ♦ Rice Stadium ♦ Houston, Texas

Nick Fanuzzi threw for a career-high 405 yards to lead the Rice Owls to one of their greatest offensive outputs in school history en route to a 41-37 Homecoming win over UTEP.

All week long, the Rice Owls impressed head coach David Bailiff with a spirited week of practice on the heels of their loss to Houston and on Game Day, both coach and team savored the results of that work as the Owls extended their Homecoming winning streak to seven years and their November Rice Stadium winning streak to eight games.

Rice amassed 671 yards on the day, the third-highest total in school history, the most since piling up an even 700 vs. Tulsa at Rice Stadium in 2007. The Owls ran nearly double the amount of plays as did UTEP (93 to 50) and held the ball for nearly 40 minutes. But UTEP leveraged a number of short-filed situations to keep the Owls on their heels and in need of additional offensive production.

While the Owls found early success running the ball, it fell to the steady play of Fanuzzi to rally the team in the fourth quarter and secure the victory.

Fanuzzi, who became just the third Owl to throw for over 400 yards in a game, hit on nine of 14 throws for 148 yards and a pair of scores in the final frame. His 23-yard toss to Randy Kitchens capped an eight play, 79 yard drive that was set up by the second interception of the day by freshman cornerback Bryce Callahan.

Callahan's pick quelled a UTEP march that had begun at their own 25 after the Owls had re-taken the lead.

Fanuzzi hit on 30 of 43 passes, including three touchdowns and added 35 yards on the ground to become second Owl to top 400 yards total offense in a game. Chase Clement topped the mark six times and Fanuzzi's total matched Clement's final total vs. Houston in 2008 as the sixth best in school history.

Junior wide receiver Vance McDonald led a parade of nine receivers who benefited from Fanuzzi's big day, setting career-bests with eight catches for 157 yards and a touchdown. Running back Tyler Smith also caught a career-high eight passes for 74 yards and added another 89 on the ground.

After UTEP struck in the opening minutes of the game to take a 7-0 lead, Turner Petersen quickly answered for the Owls, scoring on a career-long, 44-yard scamper out of the Wild Owl formation. The Owls unleashed a balanced attack in the opening stanza, rushing for 122 and passing for 101 to move out to an early 17-7 lead, but the Miners struck back with 17 second quarter points to take a 24-20 lead at the half.

Fanuzzi hit McDonald with a 25-yard TD pass to put the Owls back in front midway through the quarter, but UTEP struck back with a score late in the period to take a 31-27 lead into the fourth.

## Rice 41, UTEP 37

	1	2	3	4	F
UTEP Miners	7	17	7	6	- 37
Rice Owls	14	6	7	14	- 41

### SCORING SUMMARY

1st	13:57	UTEP	Edwards 74 pass from Lamaison (Warren kick)
	12:15	Rice	Petersen 44 run (Boswell kick)
	7:55	Rice	Eddington 7 run (Boswell kick)
2nd	14:55	Rice	Boswell 37 FG
	11:53	UTEP	Warren 33 FG
	5:37	Rice	Boswell 23 FG
	4:11	UTEP	Myers 1 run (Warren kick)
	1:10	UTEP	Myers 1 run (Warren kick)
3rd	6:39	Rice	McDonald 25 pass from Fanuzzi (Boswell kick)
	1:13	UTEP	Edwards 26 pass from Lamaison (Warren kick)
4th	7:59	Rice	Taylor 6 pass from Fanuzzi (Boswell kick)
	2:58	Rice	Kitchens 23 pass from Fanuzzi (Boswell kick)
	0:42	UTEP	Leslie 17 pass from Lamaison (kick failed)

Attendance: 14,372

### TEAM STATISTICS

	UTEP	Rice
<b>FIRST DOWNS</b>	<b>14</b>	<b>30</b>
Rushing	4	14
Passing	10	16
Penalty	0	0
Rushing Attempts	21	47
Yds Gained Rushing	110	236
Yds Lost Rushing	12	14
<b>NET YDS RUSHING</b>	<b>98</b>	<b>222</b>
<b>NET YDS PASSING</b>	<b>294</b>	<b>449</b>
Comp-Att-Int	16-29-2	33-46-0
<b>TOTAL PLAYS-YDS</b>	<b>50-392</b>	<b>93-671</b>
Fumbles-Lost	0-0	0-0
Penalties-Yards	4-25	5-30
Punts-Avg	4-46.2	3-32.3
Punt Ret-Yds-TD	1-5-0	2-7-0
KO Ret-Yds-TD	7-212-0	4-79-0
INT Ret-Yds-TD	0-0-0	2-0-0
Possession Time	21:37	38:23
Third Down Conv	4-10	13-20
Fourth Down Conv	1-1	0-1
Red Zone Scores-Att	4-4	5-5
Sacks-Yds	0-0	1-10
Field Goals	1-1	2-2

### INDIVIDUAL STATISTICAL LEADERS

RUSHING	ATT	YDS	TD
<b>UTEP</b>			
Vernon Frazier	7	52	0
Leilyon Myers	7	22	2
Nick Lamaison	3	16	0
Lavorick Williams	2	10	0
<b>Rice</b>			
Tyler Smith	19	89	0
Turner Petersen	14	74	1
Nick Fanuzzi	6	34	0
Jeremy Eddington	5	16	1
Vance McDonald	1	13	0
<b>PASSING</b>	<b>C-A-I</b>	<b>YDS</b>	<b>TD</b>
<b>UTEP</b>			
Nick Lamaison	16-29-2	294	3
<b>Rice</b>			
Nick Fanuzzi	30-43-0	405	3
Turner Petersen	3-3-0	44	0

RECEIVING	REC	YDS	TD
<b>UTEP</b>			
Mike Edwards	7	187	2
Nathan Jeffery	2	25	0
Jordan Leslie	2	21	1
Donavon Kemp	1	26	0
Eric Tomlinson	1	24	0
Craig Wenrick	1	7	0
Russell Carr	1	6	0
<b>Rice</b>			
Vance McDonald	8	157	1
Tyler Smith	8	74	0
Taylor Cook	3	89	0
Randy Kitchens	3	34	1
Jeremy Eddington	3	25	0
Andre Gautreaux	3	24	0
Jjrdan Taylor	3	15	1
Klein Kubiak	1	25	0

## Northwestern 28, Rice 6

Nov. 12, 2011 ♦ Ryan Field ♦ Evanston, Ill.

Dan Persa showed no lingering effects from an injury that knocked him early from a game one week earlier, throwing for 372 yards and four touchdowns to lead Northwestern to a 28-6 win over Rice.

The win evened the Wildcats' record at 5-5, keeping their bowl hopes alive, while the Owls saw their dreams of an additional game over the holidays end.

After Kyle Martens pinned Northwestern at their own four-yard line, Persa connected with Jeremy Ebert on a 90-yard scoring strike to jump out on top. The scoring connection was one of two on the day for the duo, as Ebert finished with seven catches for 208 yards.

The Owls were stymied by a Northwestern defense that allowed yards in the middle of the field before stiffening. Rice's best scoring chance of the first half came when sophomore kicker Chris Boswell attempted a school-record, 60-yard field goal just before the end of the half. Boswell's attempt was dead center, but smacked the cross bar and bounced back.

Freshman cornerback Bryce Callahan continued his drive for postseason honors by picking off his sixth pass of the season, most in the nation among freshmen. Junior Corey Frazier added his first interception of the year to give the Owls a pair of pickoffs of Persa.

Rice averted being shutout for the first time in 132 games when Tyler Smith scored on a nine-yard run with just over four minutes left in the game. The score was set up by a 43-yard pass completion from former high school quarterback Jordan Taylor to Andre Gautreaux.

Smith led the Owls with 84 yards rushing on 21 carries and added four receptions for 21 yards. Sophomore Paul Porras (13) and senior Justin Allen (10) both topped double figures in tackles.

## Northwestern 28, Rice 6

	1	2	3	4	F
Rice Owls	0	0	0	6	- 6
Northwestern Wildcats	7	14	0	7	- 28

### SCORING SUMMARY

1st	4:15	NU	Ebert 90 pass from Persa (Budzien kick)
2nd	4:26	NU	Ebert 17 pass from Persa (Budzien kick)
	0:23	NU	Fields 15 pass from Persa (Budzien kick)
4th	13:12	NU	Colter 3 pass from Persa (Budzien kick)
	4:16	Rice	Smith 9 run (Boswell kick failed)

Attendance: 26,886

### TEAM STATISTICS

	Rice	NU
<b>FIRST DOWNS</b>	<b>13</b>	<b>22</b>
Rushing	9	7
Passing	4	15
Penalty	0	0
Rushing Attempts	30	39
Yds Gained Rushing	124	151
Yds Lost Rushing	5	15
<b>NET YDS RUSHING</b>	<b>119</b>	<b>136</b>
<b>NET YDS PASSING</b>	<b>135</b>	<b>397</b>
Comp-Att-Int	14-26-1	27-34-2
<b>TOTAL PLAYS-YDS</b>	<b>56-254</b>	<b>73-533</b>
Fumbles-Lost	0-0	2-1
Penalties-Yards	2-5	3-30
Punts-Avg	8-40.9	2-44.0
Punt Ret-Yds-TD	0-0-0	0-0-0
KO Ret-Yds-TD	4-52-0	2-27-0
INT Ret-Yds-TD	2-0-0	1-1-0
Possession Time	26:12	33:48
Third Down Conv	4-13	7-15
Fourth Down Conv	0-0	1-2
Red Zone Scores-Att	1-1	3-4
Sacks-Yds	1-7	0-0
Field Goals	0-1	0-0

### INDIVIDUAL STATISTICAL LEADERS

RUSHING	ATT	YDS	TD
<b>Rice</b>			
Tyler Smith	21	84	1
Turner Petersen	5	19	0
Nick Fanuzzi	3	14	0
Jeremy Eddington	1	2	0
<b>Northwestern</b>			
Kain Colter	9	39	0
Adonis Smith	7	37	0
Jacob Schmidt	8	27	0
Tyris Jones	4	16	0
Treyvon Green	4	15	0
<b>PASSING</b>	<b>C-A-I</b>	<b>YDS</b>	<b>TD</b>
<b>Rice</b>			
Nick Fanuzzi	13-25-1	92	0
Jordan Taylor	1-1-0	43	0
<b>Northwestern</b>			
Dan Persa	25-32-2	372	4
Trevor Siemian	1-1-0	11	0
Kain Colter	1-1-0	14	0

RECEIVING	REC	YDS	TD
<b>Rice</b>			
Tyler Smith	4	21	0
Randy Kitchens	3	20	0
Andre Gautreaux	2	52	0
Vance McDonald	1	14	0
Jordan Taylor	1	12	0
Donte Moore	1	9	0
Turner Petersen	1	6	0
Taylor Cook	1	1	0
<b>Northwestern</b>			
Jeremy Ebert	7	208	2
Drake Dunsmore	7	59	0
Kain Colter	5	27	1
Demetrius Fields	2	65	1
Jacob Schmidt	2	20	0
Mike Jensen	1	11	0
Christian Jones	1	5	0
Treyvon Green	1	2	0

## Rice 19, Tulane 7

Nov. 19, 2011 ♦ Rice Stadium ♦ Houston, Texas

On a day when 25 seniors bid farewell to Rice Stadium, three fifth-year players made certain they would close out their home careers on a winning note as they led Rice to a 19-7 victory over Tulane.

Senior defensive end Scott Solomon, who has battled a series of injuries for the latter half of the season, tied the school career sack record with a pair of quarterback drops; while linebacker Justin Allen added a pair of key tackles for losses to lead the defense. Tyler Smith rushed for 145 yards and a pair of touchdowns, continuing his late-season surge to lead the offense. The win was the Owls' ninth consecutive home win in November.

"It was really exciting to see this football team win with seniors on the Senior Day and was proud for them to have this memory," Rice head coach David Bailiff said. "For their last home game, it gave them a lot of motivation for when we got on the road and go play the SMU."

"Coming down (the ramp to be introduced in pregame ceremonies), I was flooded with emotions just like the other seniors, but once we got going we just had fun," Solomon said. "We made plays, and I felt like if you have fun out there you

make plays, and I think that was the biggest thing today."

"We kind of struggled at the beginning, we had too many emotions," Smith noted. "But we pushed through it and came out with a win."

The Owls took a 13-0 lead into the fourth quarter, thanks to a Smith five-yard run in the first quarter and a pair of long distance field goals by Chris Boswell. But the Green Wave cut that margin to 13-7 with a 16-play, 75-yard drive that ate up over six minutes. Rice was unable to move the ball on its next possession, and Tulane set up at its own 20 with 6:36 to go looking to take advantage of the tired Owls defense.

However, Solomon and fellow senior Justin Allen quickly spoiled those plans. Allen broke up a pass on first down and then Solomon followed with his second sack of Tulane's Ryan Griffin, dropping him for a five-yard loss to bring his career sack total to 24, matching Brandon Green (1999-2002) for the most in school history. Allen then stopped Orleans Darkwa for a loss on a pass reception on third down to end the Tulane possession and set up Smith for a final drive to the clinching touchdown.

Smith carried the ball 10 times in the final quarter for 69 yards, including 55 of the 60 yards the Owls needed in their final drive. He clinched the win with a 12-yard bolt up the east sideline, diving into the end zone with just over one minute left.

Boswell moved to within one field goal of the Rice season record, connecting twice into the wind from over 50 yards. He blasted a 54-yarder in the second quarter, matching the third longest field goal in school history and added a 51-yarder in the third quarter. He now has three field goals of at least 50 yards this season, and five in his career, matching James Hamrick on both accounts.

Solomon's two sacks gave him a career-high 8.5 this season, which ranks second to Green's 12 in school history. He also raised his career tackles for loss total to 42.5, also second all-time. But he was quick to share any acclaim his career totals might generate.

"I don't think it's an individual effort at all, it's a team effort," he noted. "From the coaching staff all the way down to the players: everything. It means a lot to me, but I feel like it's everyone else contributing."

## Rice 19, Tulane 7

	1	2	3	4	F
Tulane Green Wave	0	0	0	7	- 7
Rice Owls	7	3	3	6	- 19

### SCORING SUMMARY

1st	1:20	Rice	Smith 5 run (Boswell kick)
2nd	0:11	Rice	Boswell 54 FG
3rd	1:20	Rice	Boswell 51 FG
4th	10:03	TLN	Rush 7 pass from Griffin (Santos kick)
	1:04	Rice	Smith 12 run (Fanuzzi kick)

Attendance: 15,461

### TEAM STATISTICS

	TLN	Rice
<b>FIRST DOWNS</b>	<b>17</b>	<b>14</b>
Rushing	9	8
Passing	8	5
Penalty	0	1
Rushing Attempts	33	35
Yds Gained Rushing	145	162
Yds Lost Rushing	19	44
<b>NET YDS RUSHING</b>	<b>126</b>	<b>118</b>
<b>NET YDS PASSING</b>	<b>163</b>	<b>119</b>
Comp-Att-Int	19-39-1	17-26-0
<b>TOTAL PLAYS-YDS</b>	<b>72-289</b>	<b>61-237</b>
Fumbles-Lost	1-1	1-0
Penalties-Yards	4-32	2-15
Punts-Avg	7-41.4	7-44.9
Punt Ret-Yds-TD	3-170	1-9-0
KO Ret-Yds-TD	2-46-0	1-14-0
INT Ret-Yds-TD	0-0-0	1-29-0
Possession Time	28:30	31:30
Third Down Conv	9-19	4-14
Fourth Down Conv	1-2	0-1
Red Zone Scores-Att	1-1	3-3
Sacks-Yds	3-34	2-9
Field Goals	0-0	2-2

### INDIVIDUAL STATISTICAL LEADERS

RUSHING	ATT	YDS	TD
<b>Tulane</b>			
Orleans Darkwa	19	78	0
Ryan Griffin	6	26	0
Robert Kelley	5	15	0
Albert Williams	3	7	0
<b>Rice</b>			
Tyler Smith	25	145	2
Turner Petersen	5	2	0
<b>PASSING</b>	<b>C-A-I</b>	<b>YDS</b>	<b>TD</b>
<b>Tulane</b>			
Ryan Griffin	19-39-1	163	1
<b>Rice</b>			
Nick Fanuzzi	16-24-0	85	0
Turner Petersen	0-1-0	0	0
Jordan Taylor	1-1-0	0	34

RECEIVING	REC	YDS	TD
<b>Tulane</b>			
Wilson Van Hooser	5	56	0
Orleans Darkwa	5	23	0
Robert Kelley	3	32	0
Brandon LeBeau	2	24	0
Albert Williams	1	16	0
Xavier Rush	1	7	1
Joe Kemp	1	5	0
<b>Rice</b>			
Tyler Smith	7	41	0
Vance McDonald	3	17	0
Mario Hull	2	38	0
Brent Hotard	1	10	0
Donte Moore	1	9	0
Randy Kitchens	1	5	0
Phillip Gaines	1	3	0

**SMU 27, Rice 24****Nov. 26, 2011 ♦ Gerald J. Ford Stadium ♦ Dallas, Texas**

One week after celebrating their own version of Senior Day with a win over Tulane, the Rice Owls saw their bid to sour SMU's senior sendoff fall just short, as the Mustangs held on for a 27-24 win on a cold and blustery afternoon.

On a day when the offense struggled against the stout SMU defensive front, Rice's defense provided the offensive spark thanks to a pair of turnovers.

SMU built a 14-0 lead while the Owls were without a first down on their first six possessions. But after Kyle Martens had pinned the Mustangs deep thanks to a 63-yard punt, Xavier Webb picked off his second pass of the season and returned it to the SMU 13.

Senior quarterback Nick Fanuzzi wasted no time, connecting with Donte Moore on a 13-yard scoring play, the first touchdown of Moore's career, to cut the margin to 14-7 with 4:45 left in the half.

The Owls defense forced a three-and-out, but found themselves with their backs immediately against the wall after an errant Fanuzzi pass picked off by Richard Crawford and returned it to the Owls' 11. But a second down stop for no gain by Justin Allen and a third down deflection of a J.J. McDermott

pass by Michael Smith forced the Mustangs to attempt a field goal which was missed.

Down 14-7, the Owls used the blustery wind and their opportunistic defense in the third quarter to take a 17-14 lead.

SMU's Jared Williams lost control of the ball while running into the line at his own 21 and Cameron Nwosu scooped up the loose ball and dodged a pair of Mustangs to score his second defensive touchdown of the year to tie the game at 14-14.

The Owls found their offensive footing on their next series, sparked by a 38-yard run up the middle by Fanuzzi to the SMU eight. A pair of runs by Tyler Smith pushed the ball to the Mustang one, but a fourth-down carry by Smith was stopped short and SMU took over on downs.

Rice's defense again forced a three-and-out and after a 25-yard punt that hung in the wind, the Owls were back inside the SMU 40, setting up a 49-yard field goal by Chris Boswell to put Rice up 17-14. The field goal was Boswell's 17th of the season, tying the school record set by James Hamrick in 1985.

SMU answered with a touchdown drive of its own extending into the fourth quarter which gave the Mustangs the wind advantage. Rishaad Wimberly scored from one-yard out, but the point after was missed, giving SMU a 20-17 lead. The Mustangs added a second score and appeared to have the game in hand, 27-17, before Fanuzzi engineered a late charge that

kept the remnants of the crowd of 14,442 in their seats.

He hit Vance McDonald over the middle and the junior wideout blasted his way for a 31-yard gain to the SMU 1. Fanuzzi hooked up with Jordan Taylor one play later to cut the margin to 27-24 and after Corey Frazier recovered the ensuing onside kick, the Owls were 59 yards away from an memorable finish to their season.

Completions to Taylor for 10 yards and Klein Kubiak for five offset a sack on first down to give the Owls a first down at the SMU 49. A nine-yard completion to Brent Hotard on third down forced a fourth-and-one from the SMU 40, but Fanuzzi's last pass attempt as an Owl was tipped at the line and fell just short of Moore, bringing Rice's final threat to an end.

Fanuzzi completed 22 of 38 passes for 158 yards and a pair of scores and added 53 yards on the ground to lead the Owls. Taylor led the receivers with a career-best five catches for 42 yards and a touchdown.

Paul Porras led the defense with eight tackles and his second interception of the year. Scott Solomon was credited with one tackle for loss (one of six by the Owls on the day), but did not register a sack, closing his career sharing the Rice career sack record of 24 with Brandon Green

## SMU 27, Rice 24

	1	2	3	4	F
Rice Owls	0	7	10	7	- 24
SMU Mustangs	7	7	0	13	- 27

### SCORING SUMMARY

1st	SMU	Johnson 45 pass from McDeromott (Namdar kick)
2nd	SMU	Williams 52 run (Namdar kick)
	Rice	Moore 13 pass from Fanuzzi (Boswell kick)
3rd	Rice	Nwosu 21 fumble recovery (Boswell kick)
	Rice	Boswell 49 FG
4th	SMU	Wimberley 1 run (Loftus kick failed)
	SMU	Wimberley 39 run (Namdar kick)
	Rice	Taylor 2 pass from Fanuzzi (Boswell kick)

### TEAM STATISTICS

	Rice	SMU
<b>FIRST DOWNS</b>	<b>10</b>	<b>14</b>
Rushing	3	4
Passing	7	9
Penalty	0	1
Rushing Attempts	28	35
Yds Gained Rushing	114	197
Yds Lost Rushing	27	8
<b>NET YDS RUSHING</b>	<b>87</b>	<b>189</b>
<b>NET YDS PASSING</b>	<b>163</b>	<b>179</b>
Comp-Att-Int	23-40-1	16-25-2
<b>TOTAL PLAYS-YDS</b>	<b>68-250</b>	<b>60-368</b>
Fumbles-Lost	1-0	3-3
Penalties-Yards	3-20	5-48
Punts-Avg	8-40.5	7-37.6
Punt Ret-Yds-TD	2-17-0	3-8-0
KO Ret-Yds-TD	3-42-0	3-40-0
INT Ret-Yds-TD	2-38-0	1-22-0
Possession Time	26:35	33:25
Third Down Conv	4-18	2-12
Fourth Down Conv	1-4	0-0
Red Zone Scores-Att	2-3	1-2
Sacks-Yds	2-5	2-17
Field Goals	1-2	0-1

### INDIVIDUAL STATISTICAL LEADERS

RUSHING	ATT	YDS	TD
<b>Rice</b>			
Nick Fanuzzi	8	53	0
Tyler Smith	14	32	0
Turner Petersen	5	10	0
Andre Gautreaux	1	-8	0
<b>SMU</b>			
Rishaad Wimberley	20	115	2
Jared Williams	11	80	1
J.J. McDermott	3	-5	0
<b>PASSING</b>	<b>A-C-I</b>	<b>YDS</b>	<b>TD</b>
<b>Rice</b>			
Nick Fanuzzi	22-38-1	159	2
Turner Petersen	1-2-0	4	0
<b>SMU</b>			
J.J. McDermott	16-25-2	179	1

RECEIVING	REC	YDS	TD
<b>Rice</b>			
Jordan Taylor	5	42	1
Vance McDonald	4	48	0
Tyler Smith	4	10	0
Mario Hull	3	19	0
Donte Moore	1	13	1
Andre Gautreaux	1	11	0
Brent Hotard	1	9	0
Klein Kubiak	1	5	0
Randy Kitchens	1	3	0
Luke Willson	1	2	0
Taylor Cook	1	1	0
<b>SMU</b>			
Darius Johnson	8	123	1
Cole Beasley	7	58	0
Der'rikk Thompson	1	-2	0

# RICE FOOTBALL RECORDS

## RUSHING

### ATTEMPTS

Game	42	Trevor Cobb	
		vs. Iowa St.	S 28, 1991
Season	360	Trevor Cobb	1991
Career	1,091	Trevor Cobb	1989-92

### YARDS

Game	265	Dicky Maegle vs. Alabama	
		J 1, 1954	
Season	1,692	Trevor Cobb	1991
Career	4,948	Trevor Cobb	1989-92

### YARDS PER CARRY

Game	24.1	Dicky Maegle vs. Alabama	
		J 1, 1954	
Season	7.3	Dicky Maegle	1953
Career	6.6	Dicky Maegle	1952-54

### TOUCHDOWNS

*Game	4	Jeremy Eddington vs. ECU	
		N 20, 2010	
Season	14	Trevor Cobb	1991
Career	38	Trevor Cobb	1989-92

## PASSING

### ATTEMPTS

Game	66	Chase Clement vs. Tulsa	
		N 24, 2007	
Season	508	Chase Clement	2007
Career	1,387	Chase Clement	2005-08

### COMPLETIONS

Game	40	Chase Clement vs. Tulsa	
		N 24, 2007	
Season	326	Chase Clement	2008
Career	832	Chase Clement	2005-08

### YARDS

Game	541	Chase Clement vs. Tulsa	
		N 24, 2007	
Season	4,119	Chase Clement	2008
Career	9,785	Chase Clement	2005-08

### COMPLETION PERCENTAGE

Game	91.7	Josh LaRocca vs. Baylor	
		N 12, 1994	
Season	66.5	Chase Clement	2008
Career	60.0	Chase Clement	2005-08

### TOUCHDOWN COMPLETIONS

Game	6	Chase Clement vs. UTEP	
		N 3, 2007	
	6	Chase Clement vs. SMU	
		A 29, 2008	
	6	Chase Clement vs. USM	
		O 18, 2008	
Season	44	Chase Clement	2008
Career	99	Chase Clement	2005-08

### INTERCEPTIONS THROWN

Game	5	Joel Armstrong vs. Troy	
		D 23, 2006	
Season	24	Randy Hertel	1977, 79
Career	68	Randy Hertle	1977-80

### LONGEST PASS PLAY

86	Kerry Overton- Elliston Stinson at Air Force	S 21, 1985
----	----------------------------------------------------	------------

## TOTAL OFFENSE

### PLAYS (Rush/Pass)

Game	83	Chase Clement vs. Tulsa	
		(14/58)	N 24, 2007
Season	652	Chase Clement	2007
		(144/508)	
Career	1,857	Chase Clement	2005-08
		(470/1,387)	

### YARDS

Game	601	Chase Clement vs. Tulsa	
		(60/541)	N 24, 2007
Season	4,812	Chase Clement	2008
		(693/4,119)	
Career	11,526	Chase Clement	2005-08
		(1,741/9,785)	

### TOUCHDOWNS

Game	8	Chase Clement vs. UTEP	
		(2/6)	N 3, 2007
Season	56	Chase Clement	2008
		(12/44)	
Career	124	Chase Clement	2005-08
		(25/99)	

## RECEIVING

### RECEPTIONS

Game	14	David Houser at Florida	
		N 20, 1976	
Season	111	James Casey	2008
Career	292	Jarett Dillard	2005-08

### YARDS

Game	208	James Casey at Memphis	
		S 6, 2008	
Season	1,329	James Casey	2008
Career	4,138	Jarett Dillard	2005-08

### TOUCHDOWNS

Game	4	Jarett Dillard vs. UNT	
		S 27, 2008	
Season	21	Jarett Dillard	2006
Career	60	Jarett Dillard	2005-08

## RUSHING

### ATTEMPTS

Game	42	Trevor Cobb	
		vs. Iowa St.	S 28, 1991
Season	360	Trevor Cobb	1991
Career	1,091	Trevor Cobb	1989-92

### YARDS

Game	265	Dicky Maegle vs. Alabama	
		J 1, 1954	
Season	1,692	Trevor Cobb	1991
Career	4,948	Trevor Cobb	1989-92

### YARDS PER CARRY

Game	24.1	Dicky Maegle vs. Alabama	
		J 1, 1954	
Season	7.3	Dicky Maegle	1953

### TOUCHDOWNS

*Game	4	Jeremy Eddington vs. ECU	
		N 20, 2010	
Season	14	Trevor Cobb	1991
Career	38	Trevor Cobb	1989-92

### ATTEMPTS

Game	66	Chase Clement vs. Tulsa	
		N 24, 2007	
Season	508	Chase Clement	2007
Career	1,387	Chase Clement	2005-08

Game	40	Chase Clement vs. Tulsa	
		N 24, 2007	
Season	326	Chase Clement	2008
Career	832	Chase Clement	2005-08

### YARDS

Game	541	Chase Clement vs. Tulsa	
		N 24, 2007	
Season	4,119	Chase Clement	2008
Career	9,785	Chase Clement	2005-08

### COMPLETION PERCENTAGE

Game	91.7	Josh LaRocca vs. Baylor	
		N 12, 1994	
Season	66.5	Chase Clement	2008
Career	60.0	Chase Clement	2005-08

### TOUCHDOWN COMPLETIONS

Game	6	Chase Clement vs. UTEP	
------	---	------------------------	--

		N 3, 2007	
6	Chase Clement vs. SMU		
		A 29, 2008	
6	Chase Clement vs. USM		
		O 18, 2008	
Season	44	Chase Clement	2008
Career	99	Chase Clement	2005-08

### INTERCEPTIONS THROWN

Game	5	Joel Armstrong vs. Troy	
------	---	-------------------------	--

Season	24	Randy Hertel	1977, 79
Career	68	Randy Hertle	1977-80

### LONGEST PASS PLAY

86	Kerry Overton- Elliston Stinson	
	at Air Force	S 21, 1985

### PLAYS (Rush/Pass)

Game	83	Chase Clement vs. Tulsa	
	(14/58)	N 24, 2007	
Season	652	Chase Clement	2007
	(144/508)		
Career	1,857	Chase Clement	2005-08
	(470/1,387)		

### YARDS

Game	601	Chase Clement vs. Tulsa	
	(60/541)	N 24, 2007	
Season	4,812	Chase Clement	2008

## RETURNS

### KICKOFF RETURNS

Game	11	Trevor Cobb vs. Houston
		D 2, 1989
Season	41	Ja'Corey Shepherd 2008
Career	109	Michael Perry 1995-98

### KICKOFF RETURN YARDS

Game	261	Charles Ross at Tulane
		N 13, 2010
Season	885	Ja'Corey Shepherd 2008
Career	2,366	Michael Perry 1995-98

### LONGEST KICKOFF RETURN

*Game	99	James Sykes vs. Montana
		O 22, 1973

### PUNT RETURNS

Game	8	Horton Nesrsta at UCLA
		O 11, 1952
		Mario Hull vs. Memphis
		O 8, 2011

Season	44	Horton Nesrsta 1952
Career	81	Huey Keeney 1945-48

### PUNT RETURN YARDS

Game	142	Rex Procter vs. New Mexico
		O 8, 1949
Season	536	Horton Nesrsta 1952
Career	893	Horton Nesrsta 1951-53

### LONGEST PUNT RETURN

Game	92	Fred Jacobs vs. TCU
		N 21, 1942

## DEFENSE

### TACKLES

Season	196	Robert Williamson 1980
Career	367	O.J. Brigance 1987-90

### SACKS

Season	12	Brandon Green 2001
Career	24	Brandon Green 1999-02
		Scott Solomon 2007-11

### TACKLES FOR LOSS (INCLUDING SACKS)

Season	21	Brandon Green 2001
Career	46	Larry Izzo 1992-95

### INTERCEPTIONS

*Game	3	Dan Dawson vs. Hawai'i
		O 21, 2000
Season	7	Dan Dawson 7
Career	15	Bruce Henley 1971-73

### INTERCEPTION RETURN YARDS

Game	113	Dan Dawson vs. SMU
		N 4, 2000
Season	206	Dan Dawson 2000
Career	352	Dan Dawson 1998-01

\*Denotes last time.

## TEAM OFFENSIVE RECORDS

### POINTS

Game	146	vs. SMU	N 17, 1916
Season	537		2008

### PLAYS

Game	104	vs. Tulsa	N 24, 2007
Season	965		2008

### TOTAL OFFENSE YARDAGE

Game	733	at La Tech	N 27, 2003
Season	6,122		2008

### FIRST DOWNS

Game	38	vs. Tulsa	N 24, 2007
Season	337		2008

### MOST RUSHING ATTEMPTS

Game	89	at La Tech	N 27, 2003
Season	752		2001

### FEWEST RUSHING ATTEMPTS

Game	12	vs. Baylor	N 13, 1976
Season	305		1976

### NET RUSHING YARDS

Game	672	at La Tech	N 27, 2003
Season	3,800		2003

### YARDS PER CARRY (Att/Yds)

Game	8.3	at New Mexico	O 5, 2006
		(58/481)	
Season	5.5 (687/3800)		2003

### PASSING COMPLETIONS

Game	40	vs. Tulsa	N 24, 2007
Season	339		2008

### PASSING ATTEMPTS

Game	66	vs. Tulsa	N 24, 2007
Season	526		2007

### NET PASSING YARDS

Game	541	vs. Tulsa	N 24, 2007
Season	4,254		2008

### TOUCHDOWN PASSES

*Game	6	vs. Houston	N 29, 2008
-------	---	-------------	------------

Season 48 2008

**FEWEST TURNOVERS (FUMBLES/INTs)**

Season 14 (9/5) 2006

**FEWEST FUMBLES LOST**

\*Season 7 2006

**MOST FUMBLES**

Game 9 vs. Pittsburgh N 3, 1951

Season 46 1951

**MOST FUMBLES LOST**

Game 7 vs. Pittsburgh N 3, 1951

Season 27 1951

**MOST INTERCEPTIONS**

\*Game 6 at Texas A&M O 23, 1982

Season 31 1977

**FEWEST INTERCEPTIONS**

Season 2 1998

**MOST PENALTIES**

Game 16 at Texas Tech O 17, 1981

Season 81 1984

**MOST PENALTY YARDS**

Game 146 vs. Baylor N 17, 1984

Season 720 1987

**FEWEST PENALTY YARDS**

Season 258 1961

**CONSECUTIVE VICTORIES**

Overall 12 1949-50

C-USA 7 2006-07

**CONSECUTIVE LOSSES**

Overall 18 1987-88

**TEAM DEFENSIVE RECORDS**

C-USA 5 2005

**FEWEST POINTS ALLOWED**

\*Game 0 vs. UNLV S 2, 1995

Season 62 (Since 1937) 1946

**MOST POINTS ALLOWED**

Game 81 at Austin College N 28, 1912

Season 517 2009

**TOTAL DEFENSE (FEWEST YARDS)**

Game 81 vs. Southwestern O 5, 1946

Season 1,670 1946

**TOTAL DEFENSE (MOST YARDS)**

Game 777 at Houston N 28, 1992

Season 6,130 2007

**FEWEST RUSHING YARDS**

Game 3 vs. Houston N 16, 1991

Season 1,264 1953

**MOST RUSHING YARDS**

Game 526 at Texas A&M O 23, 1976

Season 3,644 1978

**FEWEST PASSING YARDS**

\*Game 0 vs. SMU O 20, 1973

Season 637 1946

**MOST PASSING YARDS**

Game 654 at Houston N 28, 1992

Season 3,749 2007

**MOST TOUCHDOWN PASSES**

Game 9 at Houston O 27, 2011

Season 37 2007

**MOST INTERCEPTIONS**

Game 9 vs. Sam Houston O 4, 1941

Season 24 1953

**MOST FUMBLES FORCED**

Game 11 vs. Arkansas N 5, 1949

Season 42 1978

**MOST FUMBLES RECOVERED**

\*Game 6 vs. TCU N 25, 1950

Season 33 1978

**FEWEST FUMBLES RECOVERED**

Season 5 2005

\*Denotes last time.

# TEAM PERFORMANCE LISTS

## POINTS

### SEASON

1	537	2008
2	377	2007
3	350	1916
	350	2006
5	344	2010
6	343	2003
7	333	2001
8	306	1997
9	296	1996
10	295	1953

### GAME

1	146	vs. SMU	N 17, 1916
2	77	vs. North Texas	S 27, 2008
3	63	at San Jose State	O 2, 2004
4	62	ECU	2010
5	59	vs. Tulsa	N 10, 2001
6	57	vs. Galveston AAF	S 23, 1944
7	56	vs. 6 Opponents	
	Last: Houston		N 29, 2008

## TOTAL OFFENSE

### Total Offense | Plays

#### SEASON

1	965	2008
2	946	2001
3	909	2007
4	873	2006
5	859	2009
6	854	2010
7	853	1987
8	851	2011
9	824	2004
10	815	2003

### GAME

1	104	vs. Tulsa	N 24, 2007
2	100	at San Jose State	O 2, 2004
3	98	vs. Texas Tech	O 15, 1988
4	94	at La. Tech	N 27, 2003
5	93	at TCU	O 9, 1976
	93	vs. Texas State	S 26, 1987
	93	vs. Houston	N 28, 1987
	93	vs. UTEP	N 5, 2011

### Total Offense | Yards

#### SEASON

1	6,122	2008
2	4,848	2007
3	4,843	2001
4	4,486	2006
5	4,764	2003
6	4,504	2010
7	4,272	1976
8	4,245	1997
9	4,235	1987
10	4,200	2004

### GAME

1	733	at Louisiana Tech	N 27, 2003
2	700	vs. Tulsa	N 24, 2007
3	671	vs. UTEP	N 5, 2011
4	653	vs. Tulsa	N 10, 2001
5	642	vs. Texas Tech	O 15, 1988

## FIRST DOWNS

### SEASON

1	337	2008
2	279	2007
3	260	2001
4	254	2006
5	247	2003
6	241	1987
7	238	2004
8	236	2010
9	235	1997
10	231	1993

### GAME

1	38	vs. Tulsa	N 24, 2007
2	35	at Louisiana Tech	N 27, 2003
3	33	at San Jose State	O 2, 2004
4	32	vs. Texas Tech	O 15, 1988
	32	at Northwestern	S 20, 1997
6	31	vs. Lamar	S 5, 1987
7	30	vs. 11 Opponents	
		Last vs. UTEP	N 5, 2011

## RUSHING

### Rushing Attempts

#### SEASON

1	752	2001
2	690	1997
3	688	2004
4	687	2003
5	657	1996
6	655	1999
7	634	1998
8	626	2000
9	614	1994
10	606	2002

### GAME

1	89	at Louisiana Tech	N 27, 2003
2	85	at San Jose State	O 2, 2004
3	82	vs. Boise State	O 6, 2001
4	81	vs. San Jose State	O 16, 1999
5	77	at Northwestern	S 20, 1997
	77	vs. SMU	O 9, 2004

## Rushing Yards SEASON

1	3,800	2003
2	3,660	1997
3	3,375	2001
4	3,372	2004
5	3,359	1996
6	2,835	1999
7	2,829	1998
8	2,735	1953
9	2,725	2002
10	2,634	1994

## GAME

1	672	at Louisiana Tech	N 27, 2003
2	570	at San Jose State	O 2, 2004
3	505	vs. Arkansas	N 7, 1953
4	498	vs. Tulsa	N 10, 2001
5	496	vs. Utah	N 2, 1996
	496	vs. SMU	O 9, 2004

## Yards Per Carry SEASON (ATT/YDS)

1	5.5 (687/3800)	2003
2	5.30 (690/3660)	1997
3	5.27 (637/3359)	1996
4	5.0 (538/2735)	1953
5	4.9 (688/3372)	2004
6	4.496 (606/2725)	2002
7	4.488 (752/3375)	2001
8	4.462 (634/2829)	1998
9	4.457 (475/2117)	1987
10	4.4 (559/2447)	1995

## GAME (ATT/YDS)

1	8.3	at New Mexico	O 5, 1996 (58/481)
2	7.5	at Louisiana Tech	N 27, 2003 (89/672)
3	7.3	vs. Nevada	N 1, 2003 (53/387)
4	7.1	vs. Utah	N 2, 1996. (70/496)
5	7.0	vs. UTEP	N 22, 2003 (64/450)

## Fewest Rushing Attempts SEASON

1	305	1976
---	-----	------

## GAME

1	12	vs. Baylor	N 13, 1976
---	----	------------	------------

# PASSING

## Pass Completions SEASON

1	339	2008
2	311	2007
3	270	1976
4	248	2006
	248	2009
5	222	2011
6	218	2010
7	216	1989
8	198	1978
9	191	1984
10	184	1972

## GAME

1	40	vs. Tulsa	N 24, 2007
2	35	vs. Troy	D 23, 2006
	35	vs. UTEP	N 3, 2007
	35	vs. Tulane	N 17, 2007
5	34	vs. Texas	O 2, 1976
	34	vs. Arkansas	N 4, 1989

## Passing Attempts SEASON

1	526	2007
2	516	2008
3	504	1976
4	435	2006
5	417	1984
6	408	1977
7	405	1989
8	384	2011
9	378	1987
10	372	1985

## GAME

1	66	vs. Tulsa	N 24, 2007
2	61	at Texas A&M	O 23, 1976
3	58	vs. UTEP	N 3, 2007
4	57	vs. Texas	O 2, 1976

Net Passing Yards

SEASON		
1	4,254	2008
2	3,517	2007
3	3,357	1976
4	2,783	2006
5	2,581	2010
6	2,550	1984
7	2,466	1989
8	2,361	2011
9	2,344	2009
10	2,336	1985

GAME			
1	541	vs. Tulsa	N 24, 2007

Touchdown Passes

SEASON		
1	48	2008
2	29	2006
	29	2007
4	21	1976
	21	1981
5	20	2010

GAME			
1	6	vs. UTEP	N 3, 2007
	6	vs. SMU	A 29, 2008
	6	vs. North Texas	S 27, 2008
	6	vs. Southern Miss	O 18, 2008
	6	vs. Houston	N 29, 2008
6	5	at Army	S 30, 1960
	5	at UTEP	N 1, 2008

INTERCEPTIONS

Most Interceptions

SEASON		
1	31	1977
2	30	1971
3	28	1986
4	27	1979
5	25	1962

GAME			
1	6	vs. Houston	N 28, 1981
	6	at Texas A&M	O 23, 1982

Fewest Interceptions

SEASON		
1	2	1998
2	3	2000
3	5	1996
	5	1999
5	6	2001

Fewest INTs Per Attempt

SEASON	RATIO (INT/ATT)	
1	.0135	(7/516) 2008
2	.0182	(7/384) 2011
2	.0193	(3/155) 2000
3	.0194	(2/103) 1998
4	.0270	(7/261) 1993
5	.0310	(6/194) 2001

TURNOVERS

Fewest Turnovers

SEASON	TOTAL (FUMBLES/INTs)	
1	14	(9/5) 1996
	14	(12/2) 1998
	14	(8/6) 2001

4	17	(10/7) 1997
5	16	(7/9) 2008
6	18	(7/11) 1960
	18	(13/5) 1999
	18	(15/3) 2000

Fewest Fumbles Lost

SEASON		
1	7	1960
	7	2006
3	8	1992
	8	2001

Most Fumbles

SEASON		
1	46	1951
2	39	1971

GAME			
1	9	vs. Pittsburgh	N 3, 1951
2	8	vs. Cincinnati	S 21, 1974
	8	at Houston	S 4, 1999
4	7	at SMU	N 5, 1983

Most Fumbles Lost

SEASON		
1	27	1951
2	25	1978

GAME			
1	7	vs. Pittsburgh	N 3, 1951
2	6	vs. Cincinnati	S 21, 1974
3	5	vs. Texas Tech	O 18, 1980
	5	vs. Texas A&M	O 23, 1993
	5	at Houston	S 4, 1999

PENALTIES

Most Penalties

SEASON		
1	81	1984
	81	1988
3	78	1987

GAME			
1	16	at Texas Tech	O 17, 1981
2	13	at TCU	O 9, 1976
	13	vs. Baylor	N 17, 1984
	13	at UL-Lafayette	S 24, 1988

## Most Penalty Yards SEASON

1	720	1987
2	703	1984
3	679	1986

### GAME

1	146	vs. Baylor	N 17, 1984
2	144	at TCU	O 9, 1976
3	128	at Texas Tech	O 17, 1981

## Fewest Penalty Yards SEASON

1	258	1961
2	264	1965
3	292	1966

## FIELD GOALS

## Most Field Goals SEASON

1	17	1985
2	15	1972

### GAME

1	4	vs. TCU	O 10, 1981
4		at TCU	O 29, 1994

## PUNTS

## Fewest Punts SEASON

1	40	2004
2	42	1960
3	45	1997

### GAME

1	0	vs. San Jose State	O 16, 1999
2	1	at TCU	O 9, 1982

## Most Punts SEASON

1	89	1951
2	87	1977
3	86	1973

### GAME

1	12	at TCU	N 24, 1951
12		vs. LSU	O 4, 1952
12		vs. LSU	S 27, 1969
12		at Texas	O 25, 1969
12		at TCU	O 9, 1976
12		vs. Houston	D 2, 1989

## RETURNS

## Most Punt Returns SEASON

1	53	1953
---	----	------

### GAME

1	9	at UCLA	O 11, 1952
---	---	---------	------------

## Most Punt Return Yards SEASON

1	604	1946
---	-----	------

### GAME

1	164	vs. Southwestern	O 5, 1946
---	-----	------------------	-----------

## Most Kickoff Returns SEASON

1	77	2009
	77	2010
3	70	1987
4	67	2007
5	58	2006

### GAME

1	11	vs. Houston	D 2, 1989
---	----	-------------	-----------

11 at Houston N 28, 1992

## Most Kickoff Return Yards SEASON

1	1,723	2010
2	1,653	2009
3	1,278	1987
5	1,223	2007
5	1,182	1986
	1,182	2008

### GAME

1	344	at Tulane	N 13, 2010
2	223	vs. Navy	O 8, 2009
2	221	vs. Baylor	N 17, 1984
3	215	at UAB	S 5, 2009
4	211	at San Jose State	O 2, 2004

## STREAKS

### OVERALL WIN STREAK

1	12	1949-50
2	8	1916-17
3	7	1919-20
	7	1934
	7	1953-54
	7	2008

### SWC WINS

1	10	1948-49
---	----	---------

### WAC WINS

1	5	1999
	5	2004

### C-USA WINS

1	7	2006-07
2	5	2008

### OVERALL LOSSES

1	18	1987-88
2	15	1981-83
3	14	2004

### SWC LOSSES

1	26	1981-85
---	----	---------

### WAC LOSSES

1	6	1999-2000
---	---	-----------

### C-USA LOSSES

1	5	2005
	5	2009

## SCORING ALLOWED

### Fewest Points Allowed

#### SEASON

1	14	1913
2	28	1920
3	42	1917
4	44	1934
5	53	1916

#### SEASON SINCE 1937

1	62	1946
2	72	1960
3	73	1940
4	74	1942
	74	1947

#### GAME

Rice has recorded 125 shutouts in its football history, the last coming on Sept. 2, 1995, against UNLV (38-0). Heading into the 2012 Rice season opener, the Owls have not shutout an opponent in 209 games.

## TEAM PERFORMANCE LIST | DEFENSE & OPPONENT RECORDS

### Most Points Allowed

#### SEASON

1	517	2009
2	515	2007
3	462	2010
4	458	1977
5	447	2005
6	433	2008
7	432	2006
8	427	1987
9	418	1979
10	417	1976

#### GAME

1	81	at Austin College	N 28, 1912
2	77	at LSU	S 24, 1977
3	72	at Texas	O 1, 1977
4	73	at Houston	N 28, 2009
		at Houston	O 27, 2011
6	70	at Ohio State	S 7, 1996
	70	at San Jose State	O 2, 2004
8	66	at Oklahoma	S 23, 1978
9	64	vs. Houston	D 2, 1989
	64	at Tulsa	N 6, 2010

## TOTAL OFFENSE

### Fewest Plays Allowed

#### SEASON

1	528	1948
2	548	1960

#### GAME

1	42	vs. Southwestern	O 5, 1946
2	43	at Houston	S 4, 1999

### Most Plays Allowed

#### SEASON

1	939	2007
	939	2008
3	910	1977
4	898	1976
5	881	1979
6	880	2003

#### GAME

1	107	vs. Arkansas	O 31, 1981
2	103	vs. Baylor	N 13, 1976

### Fewest Yards Allowed

#### SEASON

1	1,670	1946
---	-------	------

#### GAME

1	81	vs. Southwestern	O 5, 1946
---	----	------------------	-----------

### Most Yards Allowed

#### SEASON

1	6,130	2007
2	5,879	2008
3	5,568	2009
4	5,545	2011
5	5,407	1976

#### GAME

1	777	at Houston	N 28, 1992
2	748	at Houston	O 13, 1907
3	692	at Texas	S 26, 1998
4	685	at Houston	D 2, 1978

5	684	at Houston	N 28, 2009
---	-----	------------	------------

## FIRST DOWNS

### Fewest First Downs

#### SEASON

1	88	1948
2	117	1960
3	126	1963

#### GAME

1	0	vs. Austin College	O 19, 1917
2	4	vs. Southwestern	O 5, 1946
	4	vs. Sam Houston St.	S 25, 1948

### Most First Downs

#### SEASON

1	307	2008
2	289	2007
3	283	1978
4	273	2009

5	272	2003
6	271	1979
7	267	2010

#### GAME

1	35	vs. Houston	D 1, 1979
	35	at Houston	N 28, 1992
3	34	vs. Arkansas	O 31, 1981

## RUSHING

### Fewest Rushing Attempts

#### SEASON

1	351	1999
2	357	1941
3	385	1960

#### GAME

1	11	vs. Houston	N 16, 1991
2.	13	vs. Hawai'i	S 18, 2004
3.	15	at Hawai'i	O 9, 1999

### Most Rushing Attempts

#### SEASON

1	701	1977
2	696	1979

3	692	1976
4	668	1974
5	667	1973
	667	1978

#### GAME

1	86	vs. Houston	D 1, 1979
2	81	vs. Arkansas	O 31, 1981
	81	at Texas	O 23, 1971
4	80	vs. SMU	O 20, 1973
	80	vs. Navy	O 10, 2009

### Fewest Rushing Yards

#### SEASON

1	1,264	1953
2	1,288	1964
3	1,317	1960
4	1,323	1994
5	1,373	1999

#### GAME

1	3	vs. Houston	N 16, 1991
2	5	vs. TCU	N 22, 1952
3	7	vs. Texas Tech	N 2, 1946
	7	at Houston	S 1, 2001
	7	vs. Hawai'i	S 18, 2004

### Most Rushing Yards

#### SEASON

1	3,644	1978
2	3,627	1976
3	3,618	1977

#### GAME

1	526	at Texas A&M	O 23, 1976
2	520	vs. Houston	D 1, 1979
3	497	vs. Texas	O 26, 1974

## PASSING

### Fewest Pass Completions

#### SEASON

1	46	1956
2	48	1940
3	54	1957

#### GAME

1	0	vs. Alabama	S 24, 1955
	0	vs. SMU	O 20, 1973

### Most Pass Completions

#### SEASON

1	271	2008
2	257	2010
3	254	2007
4	245	2001
5	240	2009
6	235	1992

#### GAME

1	49	at Houston	N 28, 1992
2	43	vs. Houston	D 2, 1989
3	42	at Houston	N 26, 1988
	42	at Hawai'i	S 27, 2003
5	40	vs. SMU	N 10, 1990
	40	at Texas Tech	S 12, 2009

### Most Pass Attempts

#### SEASON

1	478	2008
2	438	2007
3	427	2001
4	417	2010
5	407	1992

#### GAME

1	76	at Houston	N 28, 1992
2	70	at Hawai'i	S 27, 2003
3	64	vs. Hawai'i	N 16, 2002
4	63	vs. Houston	D 2, 1989
	63	at Texas Tech	S 12, 2009
6	62	vs. SMU	N 10, 1990
	62	vs. Southern Miss	O 18, 2008

### Fewest Passing Yards

#### SEASON

1	637	1946
2	670	1957
3	770	1956

#### GAME

1	0	vs. Alabama	S 24, 1955
	0	vs. SMU	O 20, 1973
3	2	at Texas A&M	N 16, 1974

Most Passing Yards

SEASON		
1	3,749	2007
2	3,644	2010
3	3,503	2008
4	3,346	2001
5	3,281	2009
6	3,122	1992

GAME

1	654	at Houston	N 28, 1992
2	525	at Houston	N 26, 1988
3	508	at Texas Tech	S 12, 2009
4	494	vs. Houston	N 29, 2008
5	481	vs. Texas Tech	S 15, 2007
6	479	vs. Houston	N 16, 1991

Most Touchdown Passes

SEASON		
1	37	2007
2	34	2008
	34	2010
4	28	2006
	28	2009

GAME

1	8	at Texas Tech	S 12, 2009
2	7	at Houston	N 28, 1992
3	6	vs. Texas A&M	O 24, 1981
	6	at Texas A&M	O 23, 1982
	6	at Houston	N 26, 1988
	6	vs. Houston	N 16, 1991
	6	at San Jose State	O 2, 2004
	6	at Baylor	S 8, 2007
	6	vs. Texas Tech	S 15, 2007

INTERCEPTIONS

Most Interceptions

SEASON		
1	24	1953
2	20	1958
3	19	1970

GAME

1	9	vs. Sam Houston St.	O 4, 1941
---	---	---------------------	-----------

Fewest Interceptions

SEASON		
1	3	1988

2	5	1979
	5	1994

FUMBLES

Most Fumbles Forced

SEASON		
1	42	1978
2	41	1972
	41	1977

GAME

1	11	vs. Arkansas	N 5, 1949
2	10	vs. Baylor	N 29, 1975
	10	vs. Texas Tech	O 18, 1980

Fewest Fumbles Forced

SEASON		
1	11	2005
2	13	2000
3	14	1997

Most Fumbles Recovered

SEASON		
1	33	1978
2	22	1949
	22	1951
	22	1954

OPPONENT RECORDS

Most Penalties

SEASON		
1	110	2006
2	97	1983
3	96	1981

GAME

1	22	vs. TCU	O 8, 1977
2	19	vs. Texas	S 16, 2006
3	17	vs. Texas	S 16, 1978
	17	at Texas A&M	O 27, 1984

Fewest Penalties

SEASON		
1	43	1961
	43	1966
	43	1968

GAME

1	6	vs. TCU	N 25, 1950
	6	vs. LSU	O 4, 1952
	6	vs. LSU	S 28, 1974
	6	vs. Northwestern	S 14, 1991

Most Penalty Yards

SEASON		
1	940	1981
	940	1983
3	880	2007

GAME

1	183	vs. Texas Tech	S 15, 2007
2	181	vs. Houston	N 28, 1992
3	174	vs. TCU	O 8, 1977

Fewest Penalty Yards

SEASON		
1	392	1966
2	400	1961
3	410	1963

## Most Field Goals

GAME			
1	5	vs. Tulane	S 10, 1994
	5	vs. Nevada	O 20, 2001

## Most Punts

SEASON			
1	102		1941

## GAME

1	14	at Arkansas	N 9, 1946
	14	vs. Texas Tech	S 27, 1952

## Fewest Punts

SEASON			
1	28		1978

## GAME

1	0	vs. Houston	D 1, 1979
	0	vs. Texas	O 1, 1988

## Lowest Punting Average

SEASON			
1	33.9		1954
2	34.5		1955
3	35.6		1970

## GAME

1	0.0	at Texas	O 2, 1993
2	14.0	at Tulsa	O 4, 1997
3	19.8	at Baylor	N 12, 1983

## Highest Punting Average

SEASON			
1	44.4		1985
2	43.2		1977
3	42.1		2011
4	41.8		1984
	41.8		2008

## GAME

1	57.0	vs. SMU	N 8, 1980
2	51.5	vs. Arkansas	O 31, 1981
3	51.2	vs. Arkansas	N 8, 1975
	51.2	at Air Force	S 21, 1985

## Fewest Punt Returns

SEASON			
1	15		1962
	15		1966

3	16		1963
	16		1972
	16		2004

## MOST PUNT RETURNS

SEASON			
1	51		1985
2	49		1977
3	42		1971
	42		1983

## GAME

1	8	vs. Arkansas	N 3, 1979
2	7	at Texas Tech	O 19, 1985

## Fewest Punt Return Yards

SEASON			
1	74		1980
2	102		1966
3	121		1993

## Most Punt Return Yards

SEASON			
1	710		1985
2	454		1976
3	437		1977

## Fewest Kickoff Returns

SEASON			
1	16		1974
	16		1983
3	20		1939
	20		1997

## Most Kickoff Returns

SEASON			
1	86		2008
2	52		2007
3	50		2003
	50		2006

## Fewest KO Return Yards

SEASON			
1	344		1983
2	406		1970
3	410		1980

## Most KO Return Yards

SEASON			
1	1,603		2008
2	1,103		2003
3	1,082		2007
4	996		2006

## GAME

1	222	vs. North Texas	S 27, 2008
2	194	vs. San Jose State	O 2, 2004
3	183	at UTEP	N 1, 2008
4	173	vs. SMU	A 29, 2008
5	168	vs. La.-Lafayette	S 11, 1982

**Rushing Attempts****CAREER**

1	Trevor Cobb (1989-92)	1,091
2	Chad Richardson (1996-99)	493
3	Chad Nelson (1994-97)	486
4	Chase Clement (2005-08)	470
5	Robbie Beck (2000-03)	443
6	Kyle Herm (2000-03)	439
7	John Coleman (1972-75)	436
8	Stahle Vincent (1969-71)	430
	Greg Henderson (2001-04)	430
10	Michael Perry (1995-98)	428

**SEASON**

1	Trevor Cobb (1991)	360
2	Trevor Cobb (1990)	283
3	Trevor Cobb (1992)	279
4	Stahle Vincent (1971)	243
5	Quinton Smith (2006)	211
6	Ed Bailey (2004)	208
7	Kyle Herm (2001)	205
8	Chad Richardson (1999)	203
9	Yoncy Edmonds (1993)	199
10	Kevin Trigg (1983)	198

**GAME**

1	Trevor Cobb vs. Iowa State (S 28, 1991)	42
2	Trevor Cobb at SMU (N 9, 1991)	41
3	Trevor Cobb vs. Houston (N 16, 1991)	40
4	Stahle Vincent vs. Baylor (N 27, 1971)	39
	Trevor Cobb at Arkansas (N 3, 1990)	39
6	Butch Robinson at Baylor (N 30, 1968)	38
	Trevor Cobb vs. Texas Tech (O 20, 1990)	38
8	Trevor Cobb at Tulane (S 21, 1991)	36

**Rushing Yards****CAREER (Minimum of 1,500 Yards)**

1	Trevor Cobb (1989-92)	4,948
2	Quinton Smith (2003-06)	2,505
3	Michael Perry (1995-96)	2,496
4	Chad Nelson (1994-97)	2,415
5	Robbie Beck (2000-03)	2,218
6	Kyle Herm (2000-03)	2,028
7	Chad Richardson (1996-99)	2,024
8	Greg Henderson (2001-04)	1,995
9	Kosse Johnson (1951-53)	1,917
10	Spencer George (1993-96)	1,790
11	Dicky Maegle (1952-54)	1,773
12	Ed Bailey (2001-04)	1,773
13	Chase Clement (2005-08)	1,741
14	Stahle Vincent (1969-71)	1,675

15	Yoncy Edmonds (1992-95)	1,647
16	Jamie Tyler (1998-2001)	1,642
17	Earl Cooper (1976-79)	1,583
18	Tyler Smith (2007-11)	1,573
19	John Coleman (1972-75)	1,548
20	Lorenzo Cyphers (1985-88)	1,506

**SEASON**

1	Trevor Cobb (1991)	1,692
2	Trevor Cobb (1992)	1,386
3	Trevor Cobb (1990)	1,325
4	Quinton Smith (2006)	1,096
5	Michael Perry (1997)	1,034
6	Ed Bailey (2004)	1,021
7	Chad Nelson (1997)	953
8	Stahle Vincent (1971)	945
9	Kosse Johnson (1953)	944
10	Yoncy Edmonds (1993)	941

**GAME (200 YARDS OR MORE)**

1	Dicky Maegle vs. Alabama (J 1, 1954)	265
2	Antonio Brinkley vs. Lamar (S 28, 1985)	244
3	Trevor Cobb vs. Iowa State (S 28, 1991)	240
4	Ed Bailey vs. Hawai'i (S 18, 2004)	234
5	Chad Richardson vs. Colorado St.	

	(O 31, 1998)	224
6	Trevor Cobb vs. Sam Houston State (S 26, 1992)	223
7	Trevor Cobb at Tulane (S 21, 1991)	216
8	Larry Cardwell vs. TCU (N 21, 1970)	215
9	Trevor Cobb vs. SMU (O 10, 1992)	210
10	Trevor Cobb vs. Texas Tech (O 20, 1990)	203
	Trevor Cobb at SMU (N 9, 1991)	203

**Yards Per Carry****CAREER (Minimum 150 Attempts)**

1	Dicky Maegle (1952-54)	6.6
2	Todd Jones (1984-87)	6.2
3	Anthony Griffin (1997-2000)	5.9
3	Quinton Smith (2003-06)	5.9
5	Michael Perry (1995-98)	5.8
6	Leroy Bradley (1998-2001)	5.6
7	Benji Wood (1996-97)	5.3
8	Chad Nelson (1994-97)	5.2
9	Vincent Hawkins (1999-2002)	5.1
10	Robbie Beck (2000-03)	5.0

**SEASON (Minimum 75 Attempts)**

1	Dicky Maegle (1953)	7.31
2	Thomas Lott (2003)	7.29

3	Todd Jones (1987)	7.1
4	Michael Perry (1997)	6.4
	Quinton Smith (2005)	6.4
6	Dicky Maegle (1954)	6.29
7	Chad Nelson (1996)	6.26
8	Kyle Herm (2003)	5.9
9	Yoncy Edmonds (1995)	5.83
10	Spencer George (1996)	5.82

#### GAME (Minimum 8 Attempts)

1	Dicky Maegle vs. Alabama (J 1, 1954)	24.1
2	Vincent Hawkins vs. Tulsa (N 10, 2001)	14.4
3	Chad Nelson vs. SMU (O 19, 1996)	14.1
4	Byron Coston at Iowa State (S 24, 1994)	14.0
5	Benji Wood at Tulane (S 13, 1997)	13.6
6	Tyler Smith at Houston (O 27, 2011)	13.1

### Most 100-Yard Games

#### CAREER

1	Trevor Cobb (1989-92)	24
---	-----------------------	----

#### SEASON

1	Trevor Cobb (1991)	9
2	Trevor Cobb (1992)	8
3	Trevor Cobb (1990)	6
4	Yoncy Edmonds (1993)	5

	Michael Perry (1997)	5
	Ed Bailey (2004)	5
	Quinton Smith (2005)	5
	Quinton Smith (2006)	5

#### CONSECUTIVE

1	Trevor Cobb (1991)	6
2	Trevor Cobb (1992)	5
3	Trevor Cobb (1990)	4

### Most 200-Yard Games

#### SEASON

1	Trevor Cobb (1991)	3
2	Trevor Cobb (1992)	2

#### CONSECUTIVE

1	Trevor Cobb (1991)	2
---	--------------------	---

#### CAREER

1	Trevor Cobb (1989-92)	6
---	-----------------------	---

### Longest Runs

1	Tyler Smith at Houston (O 27, 2011)	97
2	(*)Dicky Maegle vs. Alabama (J 1, 1954)	95
	Kyle Herm vs. Nevada (N 1, 2003)	95
3	King Hill at TCU (N 23, 1957)	93
4	Bob Nemir vs. Southwestern (O 6, 1945)	88
5	Byron Coston at Iowa State (S24, 1994)	87
6	Marcus Rucker at San Jose State (O 2, 2004)	86
7	George Walmsley at Arkansas (N 11, 1944)	85

(\*) - This is the famous bench tackle in which Maegle was awarded distance to goal and a touch-down.

### Rushing Touchdowns

#### CAREER

1	Trevor Cobb (1989-92)	38
---	-----------------------	----

#### SEASON

1	Trevor Cobb (1991)	14
2	Ed Bailey (2004)	12
	Chase Clement (2008)	12
3	Dicky Maegle (1954)	11
	Trevor Cobb (1992)	11
	Chad Nelson (1996)	11

	Chad Richardson (1999)	11
	Chad Richardson (1999)	11
	Kyle Herm (2001)	11
8	Trevor Cobb (1990)	10
	Michael Perry (1997)	10
	Quinton Smith (2006)	10

#### GAME

1	Dicky Maegle vs. Cornell (O 2, 1954)	4
	Butch Blume at Texas Tech (N 4, 1961)	4
	Lester Lehman vs. Baylor (D 2, 1967)	4
	Donald Hollas vs. Texas Tech (O 20, 1990)	4
	Benji Wood at Tulane (S 13, 1997)	4
	Robbie Beck at Fresno State (O 25, 2003)	4
	Ed Bailey vs. SMU (O 9, 2004)	4
	Jeremy Eddington vs. ECU (N 20, 2010)	4

## Attempts CAREER

1	Chase Clement (2005-08)	1,387
2	Randy Hertel (1977-80)	1,121
3	Tommy Kramer (1973-76)	1,036
4	Mark Comalander (1984-87)	753
5	Nick Fanuzzi (2009-11 )	704
6	Quentis Roper (1985-88)	643
7	Donald Hollas (1987-90)	606
8	Bruce Gadd (1970-72)	580
9	Josh LaRocca (1991-95)	450
10	Robert Hailey (1965-67)	401

## SEASON

1	Chase Clement (2007)	508
2	Tommy Kramer (1976)	501
3	Chase Clement (2008)	490
4	Randy Hertel (1977)	356
5	Bruce Gadd (1972)	322
6	Randy Hertel (1979)	294
7	Randy Hertel (1978)	279
8	Donald Hollas (1989)	276

## GAME

1	Chase Clement vs. Tulsa (N 24, 2007)	66
2	Tommy Kramer at Texas A&M (O 23, 1976)	60

3	Tommy Kramer vs. Texas (O 2, 1976)	57
4	Randy Hertel vs. Houston (N 26, 1977)	52
5	Tommy Kramer vs. Houston (N 27, 1976)	51
	Randy Hertel at Houston (D 2, 1978)	51
7	Mark Comalander vs. (N 28, 1987)	50

## Completions CAREER

1	Chase Clement (2005-08)	832
2	Randy Hertel (1977-80)	561
3	Tommy Kramer (1973-76)	507
4	Nick Fanuzzi (2009- 11)	425
5	Mark Comalander (1984-87)	391
6	Donald Hollas (1987-90)	343
7	Nick Fanuzzi (2009- )	313
8	Quentis Roper (1985-88)	301
9	Bruce Gadd (1970-72)	287
10	Josh LaRocca (1991-95)	230

## SEASON

1	Chase Clement (2008)	326
2	Chase Clement (2007)	300
3	Tommy Kramer (1976)	269
4	Bruce Gadd (1972)	170
5	Nick Fanuzzi (2009)	162
6	Randy Hertel (1977)	156

	Donald Hollas (1989)	156
8	Chase Clement (2006)	153
9	Donald Hollas (1990)	151
	Nick Fanuzzi (2010)	151

## GAME

1	Chase Clement vs. Tulsa (N 24, 2007)	40
2	Joel Armstrong vs. Troy (D 23, 2006)	35
	Chase Clement at SMU (N 10, 2007)	35
4	Tommy Kramer vs. Texas (O 2, 1976)	34
	Chase Clement vs. Tulane (N 17, 2007)	34
6	Bruce Gadd vs. Clemson (S 23, 1972)	31
7	Chase Clement vs. Southern Miss (O18, 2008)	30
	Chase Clement vs. Western Mich. (D 30, 2008)	30
	Nick Fanuzzi vs. UTEP (N 5, 2011)	30
9	Tommy Kramer vs. SMU (N 6, 1976)	29
	Tommy Kramer at Florida (N 20, 1976)	29
	Chase Clement at Army (S 30, 2006)	29
	Nick Fanuzzi at SMU (N 7, 2009)	29

## Yards

### CAREER (Minimum 2,000 Yards)

1	Chase Clement (2005-08)	9,785
2	Tommy Kramer (1973-76)	6,197
3	Randy Hertel (1977-80)	6,161
4	Mark Comalander (1984-87)	4,810

5	Nick Fanuzzi (2009-11)	4,402
6	Donald Hollas (1987-90)	4,039
7	Quentis Roper (1985-88)	3,895
8	Bruce Gadd (1970-72)	3,454
9	Nick Fanuzzi (2009- )	3,279
10	Bert Emanuel (1992-93)	3,079

## SEASON

1	Chase Clement (2008)	4,119
2	Chase Clement (2007)	3,377
3	Tommy Kramer (1976)	3,317
4	Bruce Gadd (1972)	2,064
5	Donald Hollas (1989)	1,815
6	Donald Hollas (1990)	1,808
7	Chase Clement (2006)	1,707
8	Nick Fanuzzi (2010)	1,681
9	Randy Hertel (1978)	1,677
10	Randy Hertel (1979)	1,652

## GAME

1	Chase Clement vs. Tulsa (N 24, 2007)	541
2	Chase Clement vs. Southern Miss (O 18, 2008)	444
3	Tommy Kramer vs. Houston (N 27, 1976)	409
4	Nick Fanuzzi vs. UTEP (N 5, 2011)	405
5	Tommy Kramer vs. Texas (O 2, 1976)	397
6	Chase Clement vs. UTEP (N 3, 2007)	395
7	Tommy Kramer vs. SMU (N 6, 1976)	386

8	Chase Clement vs. Army (N 8, 2008)	384
9	Chase Clement vs. Houston (N 29, 2008)	381
10	Tommy Kramer at Texas A&M (O 23, 1976)	376

## Completion Percentage

### CAREER (Minimum 100 Attempts)

1	Nick Fanuzzi (2009-11 )	60.3
2	Chase Clement (2005-08)	60.0
3	Donald Hollas (1987-90)	56.6
4	Frank Ryan (1955-57)	56.2
5	Bert Emanuel (1992-93)	55.2
6	King Hill (1955-57)	52.0
7	Mark Comalander (1984-87)	51.9
8	Josh LaRocca (1991-95)	51.1
9	Kyle Herm (2000-03)	50.2
10	Randy Hertel (1977-80)	50.0

### SEASON (Minimum 75 Attempts)

1	Chase Clement (2008)	66.5
2	Nick Fanuzzi (2010)	62.7
3	Nick Fanuzzi (2009)	60.0
4	Chase Clement (2007)	59.1
5	Joel Armstrong (2006)	58.6
6	Bert Emanuel (1993)	57.8
7	Chase Clement (2006)	57.7
8	Donald Hollas (1990)	57.0

9	Donald Hollas (1989)	56.5
10	Billy Cox (1960)	56.3

### GAME (Minimum 10 Attempts)

1	Josh LaRocca vs. Baylor (N 12, 1994)	91.7
		(11-12)

## Touchdowns

### CAREER

1	Chase Clement (2005-08)	99
2	Randy Hertel (1977-80)	38
3	Tommy Kramer (1973-76)	37
4	Mark Comalander (1984-87)	27
5	Michael Calhoun (1981-82)	26
6	Quentis Roper (1985-88)	23
	Josh LaRocca (1991-95)	23
8	Nick Fanuzzi (2009- )	22
9	Tobin Rote (1946-49)	18
	Bruce Gadd (1970-72)	18

### SEASON

1	Chase Clement (2008)	44
2	Chase Clement (2007)	29
3	Michael Calhoun (1981)	21
4	Tommy Kramer (1976)	21
5	Chase Clement (2006)	21

6	Randy Hertel (1978)	12
	Bert Emanuel (1993)	12
8	Virgil Eikenberg (1946)	11
	Dan Drake (1951)	11
	Bruce Gadd (1972)	11
	Bert Emanuel (1992)	11
	Nick Fanuzzi (2009)	11
	Nick Fanuzzi (2010)	11

### GAME

1	Chase Clement vs. UTEP (N 3, 2007)	6
	Chase Clement vs. SMU (A 29, 2008)	6
	Chase Clement vs. Southern Miss (O 18, 2008)	6
4	Chase Clement at Army (S 30, 2006)	5
	Chase Clement vs. UTEP (N 1, 2008)	5
	Chase Clement vs. Houston (N 29, 2008)	5
7	Vernon Glass vs. Santa Clara (S 30, 1950)	4
	Tommy Kramer vs. Utah (S 18, 1976)	4
	Michael Calhoun vs. TCU (O 10, 1981)	4
	Michael Calhoun at Texas Tech (O 17, 1981)	4
	Michael Calhoun vs. Texas A&M (O 24, 1981)	4
	Chase Clement vs. Marshall (N 22, 2008)	4

## Interceptions

### CAREER

1	Randy Hertel (1977-80)	68
2	Tommy Kramer (1973-76)	52
3	Bruce Gadd (1970-72)	45
4	Mark Comalander (1984-87)	37
5	Quentis Roper (1985-88)	36
6	Chase Clement (2005-08)	34
7	Robert Hailey (1965-67)	30
8	Donald Hollas (1987-90)	29
9	Josh LaRocca (1991-95)	25
10	Michael Calhoun (1981-82)	22

### SEASON

1	Randy Hertel (1977)	24
	Randy Hertel (1979)	24
3	Bruce Gadd (1972)	22
4	Tommy Kramer (1976)	19
5	Bruce Gadd (1971)	18
	Donald Hollas (1990)	18

### GAME

1	Tommy Kramer at TCU (N 22, 1975)	5
	Randy Hertel vs. Houston (N 26, 1977)	5
	Mark Comalander vs. Texas State (S 20, 1986)	5
	Joel Armstrong vs. Troy (D 23, 2006)	5

## Longest Pass Plays

1	Kerry Overton-Elliston Stinson at Air Force (S 21, 1985)	86
2	Kyle Herm-Ben Wiggins at SMU (N 15, 2003)	82
3	King Hill-Buddy Dial vs. Stanford (O 5, 1957)	81
4	Tommy Kramer-James Sykes vs. Houston (N 27, 1976)	80
	Mark Comalander-Chris Nixon at TCU (O 11, 1986)	80
	Bert Emanuel-Louis Balady vs. Sam Houston St. (S 26, 1992)	80
	Joel Armstrong-Mike Falco vs. UCF (N 19, 2005)	80
	Chase Clement-Quinton Smith vs. Houston (S 2, 2006)	80
	Chase Clement-Jarett Dillard vs. Army (N 8, 2008)	80
	Nick Fanuzzi-Toren Dixon at ECU (O 17, 2009)	80

## Receptions

### CAREER (100 or More Receptions)

1	Jarett Dillard (2005-08)	292
2	Eric Henley (1988-91)	186
3	Toren Dixon (2006-09)	161
4	James Casey (2007-08)	157
5	David Houser (1974, 1976-78)	152
6	Doug Cunningham (1975-78)	117
7	Ed Lofton (1973-75)	112
8	Larry Davis (1967-69)	103
9	Earl Cooper (1976-79)	101

### SEASON

1	James Casey (2008)	111
2	Jarett Dillard (2006)	91
3	Jarett Dillard (2008)	87
4	Eric Henley (1989)	81
5	Jarett Dillard (2007)	79
6	James Sykes (1976)	76
7	Doug Cunningham (1976)	57
8	David Houser (1977)	55
9	Larry Davis (1967)	54
10	David Houser (1976)	52

### GAME

1	David Houser at Florida (N 20, 1976)	14
---	--------------------------------------	----

## Yards

### CAREER

1	Jarett Dillard (2005-08)	4,138
2	David Houser (1974, 1976-78)	2,358
3	Eric Henley (1988-91)	2,199
4	James Casey (2007-08)	1,914
5	Toren Dixon (2006-09)	1,746
6	Doug Cunningham (1975-78)	1,522
7	Melvin Robinson (1981-84)	1,409
8	Ed Howard (1991-94)	1,344
9	Kenneth Roy (1973-76)	1,318
10	Larry Davis (1967-69)	1,316

### SEASON

1	James Casey (2008)	1,329
2	Jarett Dillard (2008)	1,310
3	Jarett Dillard (2006)	1,247
4	Jarett Dillard (2007)	1,057
5	David Houser (1976)	931
6	Eric Henley (1989)	900
7	David Houser (1977)	795
8	Doug Cunningham (1976)	770
9	Bill Howton (1951)	747
10	Larry Davis (1967)	708
	Gary Butler (1972)	708

## GAME

1	James Casey at Memphis (S 6, 2008)	208
2	David Houser at Florida (N 20, 1976)	196
3	Doug Cunningham at TCU (O 9, 1976)	175
4	James Casey vs. Houston (N 29, 2008)	172
5	Jarett Dillard at Army (S 30, 2006)	171
6	David Houser at Texas A&M (O 23, 1976)	170
7	Ben Wiggins at SMU (N 15, 2003)	168
	Jarett Dillard vs. UTEP (N 3, 2007)	168
9	Jarett Dillard vs. Texas (S 20, 2008)	158
10	Toren Dixon vs. Tulane (N 14, 2009)	158

## Touchdowns

### CAREER

1	Jarett Dillard (2005-08)	60
2	David Houser (1974, 1976-78)	18
3	James Casey (2007-08)	17
4	Eric Henley (1988-91)	16
5	Kenneth Roy (1973-76)	15
6	Buddy Dial (1956-58)	13
	Froggy Williams (1946-49)	13
	Toren Dixon (2006-09)	13
	Vance McDonald (2009- )	13
10	Hosea Fortune (1978-81)	12
	Ed Howard (1991-94)	12

**SEASON**

1	Jarett Dillard (2006)	21
2	Jarett Dillard (2008)	20
3	Jarett Dillard (2007)	14
4	James Casey (2008)	13
5	Kenneth Roy (1976)	9
6	Vance McDonald (2010)	8
7	Bill Howton (1951)	7
	David Houser (1978)	7
9	Hosea Fortune (1980)	6
	Hosea Fortune (1981)	6
	Ed Howard (1994)	6

**GAME**

1	Jarett Dillard vs. North Texas (S 27, 2008)	4
2	Bill Howton at SMU (O 20, 1951)	3
	Kenneth Roy vs. Utah (S 18, 1976)	3
	Jarett Dillard at Army (S 30, 2006)	3
	Jarett Dillard vs. UAB (O 14, 2006)	3
	Jarett Dillard at Tulsa (N 11, 2006)	3
	Jarett Dillard vs. SMU (N 25, 2006)	3
	Jarett Dillard vs. Memphis (O 20, 2007)	3
	Jarett Dillard vs. SMU (A 29, 2008)	3
	Jarett Dillard vs. Southern Miss (O 18, 2008)	3
	James Casey vs. UTEP (N 1, 2008)	3
	James Casey vs. Houston (N 1, 2008)	3
	Vance McDonald vs. Tulane (N 11, 2010)	3

**DEFENSE****Tackles****CAREER**

1	O.J. Brigance (1987-90)	367
2	Dan Dawson (1998-2001)	318
	Andrew Sendejo (2006-09)	318
4	Danny Burgess (1983-86)	310
5	Richard Gray (1980-82)	306
6	Larry Izzo (1992-95)	301
7	Jason Hebert (1998-2001)	300
8	Joe Davis (1992-95)	293
9	Travis Ortega (1997-2000)	286
	Travis Bradshaw (2008 - )	286

**SEASON**

1	Robert Williamson (1980)	196
2	Wayne Harpold (1982)	136
3	Randy Piel (1974)	131
4	O.J. Brigance (1988)	128
5	Rodney Norton (1974)	127
5	Richard Gray (1982)	127
5	Tony Barker (1991)	127
8	Larry Izzo (1995)	121
	Travis Bradshaw (2009)	121
10	Brian Raines (2006)	118

**Quarterback Sacks****CAREER**

1	Brandon Green (1999-2002)	24
	Scott Solomon (2007-11)	24
3	Ndukwe Kalu (1993-96)	20
4	John Syptak (2002-05)	16
5	Scott Solomon (2007- )	15.5
6	Matt Sign (1989-92)	14
	Courtney Gordon (2003-06)	14

**SEASON**

1	Brandon Green (2001)	12
2	Scott Solomon (2011)	8.5
3	Ndukwe Kalu (1994)	8
	John Syptak (2004)	8
	Courtney Gordon (2006)	8
6	Tim Fitzpatrick (1989)	7
	Alonzo Williams (1991)	7
	Ndukwe Kalu (1995)	7
	Brandon Green (2002)	7
10	Scott Solomon (2009)	6.5

**Tackles for Loss (Including Sacks)****CAREER**

1	Larry Izzo (1992-95)	46
2	Scott Solomon (2007-11)	43.5
3	Brandon Green (1999-2002)	42
4	John Syptak (2002-05)	38
5	Matt Sign (1989-92)	36
6	Alonzo Williams (1989-92)	35
7	Dan Dawson (1998-2001)	33
8	Thomas Benford (1995-98)	32
9	Rashad Reynolds (1995-98)	28
10	Courtney Gordon (2003-06)	27

**SEASON**

1	Brandon Green (2001)	21
2	Larry Izzo (1995)	18
3	Clenzie Pierson (1981)	16
	Larry Izzo (1994)	16
5	Rashad Reynolds (1997)	15
	John Syptak (2004)	15
	Courtney Gordon (2006)	15
8	Scott Solomon (2011)	13.5
9	Brian Raines (2006)	12.5
10	Everett Todd (1982)	12
	Matt Sign (1991)	12
	Alonzo Williams (1991)	12
	John Syptak (2003)	12

Interceptions

CAREER		
1	Bruce Henley (1971-73)	15
2	Huey Keeney (1945-48)	13
3	Dan Dawson (1998-2001)	13
4	Nathan Bennett (1990-93)	11
	LaDouphyous McCalla (1994-98)	11
6	Jason Hebert (1998-2001)	10
7	Michael Downs (1977-80)	9
	Brian Patterson (1981-83)	9
	Andrew Sendejo (2006-09)	9
10	Larry Brune (1974-75)	8
	William McClay (1985-88)	8
	Jeff Sowell (1992-95)	8

SEASON		
1	Bruce Henley (1972)	7
	Dan Dawson (2000)	7
3	Rex Procter (1950)	6
	Bruce Henley (1971)	6
	Larry Brune (1975)	6
	David Griffin (1989)	6
	Nathan Bennett (1993)	6
	Bryce Callahan (2011)	6
8	Chris Hale (1970)	5
	Michael Downs (1978)	5
	Dwayne Holmes (1984)	5
	Tony Barker (1991)	5
	LaDouphyous McCalla (1997)	5
	Andrew Sendejo (2007)	5

GAME		
1	Don Anderson vs. Texas A&M (N 15, 1947)	3
	Gerald Weatherly vs. Clemson (S 24, 1949)	3
	Carl Johnson vs. TCU (N 22, 1952)	3
	Dicky Maegle vs. Baylor (N 28, 1953)	3
	Pinky Nesbit vs. Texas A&M (N 14, 1953)	3
	Bucky Allshouse vs. TCU (N 21, 1970)	3
	Michael Downs at TCU (O 14, 1978)	3
	William McClay vs. Texas State (S 26, 1987)	3
	Dan Dawson vs. Hawai'i (O 21, 2000)	3

TOTAL OFFENSE

Plays

CAREER (RUSH-PASS)		
1	Chase Clement (2005-08)	1,857 (470-1,387)
2	Randy Hertel (1977-80)	1,363 (242-1,121)
3	Tommy Kramer (1973-76)	1,357 (321-1,036)
4	Quentis Roper (1985-88)	970 (327-643)
5	Mark Comalander (1984-87)	906 (153-753)
6	Nick Fanuzzi (2009-11)	849 (145-704)
7	Donald Hollas (1987-90)	841 (235-606)
8	Trevor Cobb (1989-92)	812 (812-0)
9	Josh LaRocca (1991-95)	743 (293-450)
10	Kyle Herm (2000-03)	720 (439-281)

SEASON (RUSH-PASS)		
1	Chase Clement (2007)	652 (144-508)
2	Chase Clement (2008)	644 (154-490)
3	Tommy Kramer (1976)	562 (61-501)
4	Randy Hertel (1977)	403 (56-357)
5	Michael Calhoun (1981)	401 (168-233)
6	Quentis Roper (1988)	395 (124-271)
7	Donald Hollas (1990)	387 (122-265)
8	Randy Hertel (1979)	372 (78-294)
	Chase Clement (2006)	372 (107-265)
10	Kerry Overton (1984)	371 (100-271)
	Donald Hollas (1989)	371 (95-276)

GAME (RUSH-PASS)		
1	Chase Clement vs. Tulsa (N 24, 2007)	88 (14-58)
2	Chase Clement vs. UTEP (N 3, 2007)	72 (17-66)
3	Joel Armstrong vs. Troy (N 23, 2006)	70 (16-54)

Yards

CAREER (RUSH-PASS)		
1	Chase Clement (2005-08)	11,526 (1,741-9,785)
2	Tommy Kramer (1973-76)	6,336 (139-6,197)
3	Randy Hertel (1977-80)	5,751 (-410-6,161)
4	Trevor Cobb (1989-92)	4,948 (4,948-0)
5	Quentis Roper (1985-88)	4,924 (1,029-3,895)
6	Donald Hollas (1987-90)	4,832 (793-4,039)
7	Mark Comalander (1984-87)	4,561 (-219-4,780)
8	Nick Fanuzzi (2009-11)	4,486 (84-4,402)
9	Kyle Herm (2000-03)	4,360 (2,028-2,332)
10	Bert Emanuel (1992-93)	4,235 (1,156-3,079)

**SEASON (RUSH-PASS)**

1	Chase Clement (2008)	4,812 (693-4,119)
2	Chase Clement (2007)	3,912 (538-3,377)
3	Tommy Kramer (1976)	3,272 (-45-3,317)
4	Donald Hollas (1989)	2,246 (431-1,815)
5	Bert Emanuel (1992)	2,238 (680-1,558)
6	Kyle Herm (2001)	2,018 (897-1,121)
7	Donald Hollas (1990)	2,003 (195-1,808)
8	Bert Emanuel (1993)	1,997 (476-1,521)
9	Bruce Gadd (1972)	1,990 (-74-2,064)
10	Quentis Roper (1988)	1,818 (315-1,607)

**GAME (RUSH-PASS)**

1	Chase Clement vs. Tulsa (N 24, 2007)	601 (60-541)
2	Chase Clement vs. UTEP (N 3, 2007)	491 (103-395)
3	Chase Clement vs. Memphis (O 20, 2007)	488 (124-364)
4	Chase Clement vs. USM (O 18, 2008)	466 (444-22)
5	Chase Clement vs. Army (N 8, 2008)	459 (87-372)
6	Chase Clement vs. Houston (N 29, 2008)	439 (381-58)
7	Tommy Kramer vs. SMU (N 6, 1976)	398 (12-386)

Chase Clement vs. Memphis (S 6, 2008) 398  
(318-80)

9	Tommy Kramer vs. Houston (N 27, 1976)	397 (-12-409)
10	Chase Clement vs. UTEP (N 1, 2008)	393 (372-21)

**Touchdowns****CAREER (RUSH-PASS)**

1	Chase Clement (2005-08)	124 (25-99)
2	Tommy Kramer, 1973-76	48 (11-37)
3	Randy Hertel, 1977-80	42 (5-37)
4	Trevor Cobb, 1989-92	38 (38-0)
5	Mark Comalander, 1984-87	36 (9-27)
6	Kyle Herm, 2000-03	35 (18-17)
7	Donald Hollas, 1987-90	34 (19-15)
	Bert Emanuel, 1992-93	34 (11-23)
	Robbie Beck, 2000-03	34 (34-0)
10	Quentis Roper, 1985-88	32 (9-23)
	Josh LaRocca, 1991-95	32 (9-23)
	Chad Richardson, 1996-99	32 (20-12)

**SEASON (RUSH-PASS)**

1	Chase Clement (2008)	56 (12-44)
2	Chase Clement (2007)	37 (8-29)
3	Tommy Kramer (1976)	25 (4-21)

Chase Clement (2006)	25 (4-21)
5 Michael Calhoun (1981)	22 (1-21)
6 Jarett Dillard (2006)	21 (21*)
7 Donald Hollas (1990)	19 (11-8)
Kyle Herm (2001)	19 (11-8)
9 Bert Emanuel (1992)	18 (7-11)
Chad Richardson (1999)	18 (11-7)

**GAME (RUSH-PASS)**

1	Chase Clement VS. UTEP (N 3, 2007)	8 (2-6)
2	Griff Vance vs. SMU (N 17, 1916)	6 (6-0)
3	Donald Hollas vs. Texas Tech (O 20, 1990)	5 (4-1)
	Greg Henderson vs. Hawai'i (S 18, 2004)	5 (3-2)
	Chase Clement at Army (S 30, 2006)	5 (5-0)
	Chase Clement vs. Memphis (O 20, 2007)	5 (1-4)

**ALL-PURPOSE YARDS****Total Yards****CAREER (RUSH-REC-RETURN)**

1	Trevor Cobb (1989-92)	6,512 (4948-892-672)
2	Michael Perry (1995-98)	5,582 (2496-219-2867)
3	Jarett Dillard (2005-08)	4,169 (-2 -4138-33)
4	Eric Henley (1988-91)	3,405 (337-2199-869)
5	James Sykes (1973-76)	3,284 (1099-785-1400)
6	Quinton Smith (2003-06)	3,055 (2505-448-102)
7	Earl Cooper (1976-79)	2,784 (1583-802-399)
8	Dicky Maegle (1952-54)	2,747 (1771-317-659)

**SEASON (RUSH-REC-RETURN)**

1	Trevor Cobb (1991)	1,844 (1692-136-16)
2	Michael Perry (1997)	1,784 (1034-44-706)
3	Trevor Cobb (1990)	1,674 (1325-312-37)
4	James Casey (2008)	1,682 (241-1329-112)
5	Trevor Cobb (1992)	1,669 (1386-283-0)
6	Quinton Smith (2006)	1,608 (1096-410-102)

7	Michael Perry (1996)	1,561 (656-9-896)
8	James Sykes (1976)	1,550 (435-653-462)
9	Dicky Maegle (1954)	1,512 (905-198-409)
10	Trevor Cobb (1989)	1,325 (545-161-619)

**GAME (RUSH-REC-RETURN)**

1	Trevor Cobb vs. Iowa State, (S 28, 1991)	295 (240-39-16)
2	Trevor Cobb vs. Wake Forest (S 1, 1990)	271 (175-75-21)
3	Michael Perry vs. Texas (S 27, 1997)	269 (211-0-58)
4	Dicky Maegle vs. Alabama (J 1, 1954)	265 (265-0-0)
5	Charles Ross at Tulane (N 13,2010)	264(3-0-261)
6	Antonio Brinkley vs. Lamar (S 28, 1985)	255 (244-11-0)
7	Michael Perry at Texas (O 7, 1995)	252 (123-7-122)
8	Michael Perry vs. Utah (N 2, 1996)	246 (84-0-162)
9	Trevor Cobb vs. Houston (D 2, 1989)	244 (78-0-166)

10	Quinton Smith at UTEP (N 4, 2006)	243 (171-71-0)
	Tyler Smith at Houston (O 27m 2011)	243 (170-73-0)

**Total Plays**

**CAREER (RUSH-PASS-RETURN)**

1	Trevor Cobb (1989-92)	1,223 (1091-94-38)
2	Michael Perry (1995-98)	598 (428-14-156)
3	Earl Cooper (1976-79)	529 (407-101-21)
4	Quinton Smith (2003-06)	478 (422-50-6)
5	Lorenzo Cyphers (1985-88)	477 (401-75-1)
6	John Coleman (1972-75)	460 (436-24-0)
7	Stahle Vincent (1969-71)	450 (430-20-0)
	Spencer George (1993-96)	450 (419-24-7)
9	Kosse Johnson (1951-53)	423 (400-14-9)

**SEASON (RUSH-PASS-RETURN)**

1	Trevor Cobb (1991)	375 (360-14-1)
2	Trevor Cobb (1990)	321 (283-36-2)
3	Trevor Cobb (1992)	301 (279-22-0)
4	Stahle Vincent (1971)	260 (243-17-0)
5	Quinton Smith (2006)	257 (211-40-6)
6	Trevor Cobb (1989)	226 (169-22-35)
7	Calvin Fance (1980)	211 (192-19-0)

8	Kevin Trigg (1983)	209 (198-10-1)
9	Kyle Herm (2001)	205 (205-0-0)
10	Lorenzo Cyphers (1987)	202 (170-31-1)
	Kosse Johnson (1953)	202 (187-6-9)

**GAME**

1	Trevor Cobb vs. Iowa State (S 28, 1991)	47
2	Trevor Cobb vs. Houston (D 2, 1989)	46
3	Trevor Cobb at SMU (N 9, 1991)	41
4	Trevor Cobb at Arkansas (N 3 1990)	40
	Trevor Cobb vs. Houston (N 16, 1991)	40
	Trevor Cobb at TCU (O 24, 1992)	40

RETURNS

**Kickoff Returns**

**CAREER**

1	Michael Perry (1995-98)	109
2	Quentis Roper (1985-88)	73
3	Ja'Corey Shepherd (2005-08)	68
4	Sean White (1999-2002)	62
5	James Sykes (1973-76)	52
6	Chuck Latourette (1964-66)	45
7	Shane Turner (2009-10)	44
8	Mike Falco (2003-06)	41
9	Andray Downs (2003-06)	39
10	Nathan Bennett (1990-93)	38

**SEASON**

1	Ja'Corey Shepherd (2008)	41
2	Shane Turner (2009)	37
3	Quentis Roper (1986)	34
4	Trevor Cobb (1989)	33
5	Michael Perry (1997)	31
	Michael Perry (1998)	31
7	Ja'Corey Shepherd (2007)	27
	Andy Erickson (2010)	27
9	Vince Courville (1982)	26
10	Eric Henley (1988)	24
	Michael Perry (1996)	24

**GAME**

1	Trevor Cobb vs. Houston (D 2, 1989)	11
2	Clint Hatfield at Fresno State (N 3, 2001)	9
3	Andray Downs at San Jose St. (O 2, 2004)	8
	Shane Turner vs. Navy (O 10, 2009)	8
5	Gordon Wyatt vs. SMU (O 21, 1950)	7
	Michael Perry at Ohio State (S 7, 1996)	7
	Ja'Corey Shepherd vs. Tulsa (N 24, 2007)	7
	Shane Turner vs. Houston (N 29, 2009)	7
	Shane Turner vs. Texas (S 4, 2010)	7
	Charles Ross at Tulane (m 13, 2010)	7

**Kickoff Return Yards****CAREER**

1	Michael Perry (1995-98)	2,366
2	Quentis Roper (1985-88)	1,683
3	James Sykes (1973-76)	1,398
4	Ja'Corey Shepherd (2005-08)	1,358
5	Sean White (1999-2002)	1,155
6	Shane Turner (2009-10)	1,021
7	Carl Swierc (1971-73)	910
8	Gene Fleming (1962-64)	885
9	Chuck Latourette (1964-66)	872

**SEASON**

1	Ja'Corey Shepherd (2008)	885
2	Quentis Roper (1986)	795
3	Michael Perry (1997)	680
4	Michael Perry (1998)	669
5	James Sykes (1973)	601
6	Trevor Cobb (1989)	598
7	Michael Perry (1996)	596
8	Andy Erickson (2010)	564
9	Vince Courville (1982)	524
10	Clint Hatfield (2001)	498

**GAME**

1	Charles Ross at Tulane (N 13, 2010)	261
2	Shane Turner at UAB (S 5, 2009)	200
3	Shane Turner vs Navy (O 10, 2009)	196
4	Andray Downs at San Jose State (O 2, 2004)	189
5	Clint Hatfield at Fresno State (N 3, 2001)	182
6	Michael Perry at Texas (S 26, 1998)	170
7	Trevor Cobb vs. Houston (D 2, 1989)	166
8	Quentis Roper vs. Texas State (S 20, 1986)	162
9	Michael Perry at Ohio State (S 7, 1996)	162
10	Carl Swierc vs. Texas A&M (N 17, 1973)	149

**Longest Kickoff Return**

1	Macon Hughes vs. TCU (N 21, 1970)	99
	Carl Swierc at TCU (N 24, 1973)	99
	James Sykes vs. Montana (S 22, 1973)	99
4	Gene Fleming vs. Texas A&M (N 16, 1963)	98
	James Sykes vs. Montana (S 22, 1973)	98

**Punt Returns****CAREER**

1	Huey Keeney (1945-48)	81
2	Horton Nesrsta (1951-53)	69
3	Eric Henley (1988-91)	61
4	Michael Perry (1995-98)	47
5	David Ferguson (1963-65)	43
6	Bruce Henley (1971-73)	40
	LaDoughyous McCalla (1994-98)	40

**SEASON**

1	Horton Nesrsta (1952)	44
2	David Ferguson (1964)	34
3	Michael Perry (1996)	25
4	Chuck Latourette (1966)	23

**GAME**

1	Horton Nesrsta at UCLA (O 11, 1952)	8
	Mario Hull vs. Memphis (O 8, 2011)	8

**Punt Return Yards****CAREER**

1	Horton Nesrsta (1951-53)	893
2	Huey Keeney (1945-48)	893
3	Michael Perry (1995-98)	501
4	David Ferguson (1963-65)	487
5	Bruce Henley (1971-73)	442

**SEASON**

1	Horton Nesrsta (1952)	536
2	David Ferguson (1964)	381
3	Horton Nesrsta (1951)	315
4	Michael Perry (1996)	300
5	Dicky Maegle (1954)	293

**GAME**

1	Rex Procter vs. New Mexico (O 8, 1949)	142
---	----------------------------------------	-----

**Longest Punt Return**

1	Fred Jacobs vs. TCU (N 21, 1942)	92
2	Dicky Maegle at Baylor (N 27, 1954)	91
3	LaDoughyous McCalla vs. TCU (N 8, 1997)	84

Interception Return Yards

CAREER		
1	Dan Dawson (1998-2001)	352
2	Huey Keeney (1945-48)	200
3	Sean Washington (1991-93)	199
4	Bruce Henley (1971-73)	197
5	Nathan Bennett (1990-93)	190
	LaDoughyous McCalla (1994-98)	190
7	Brian Patterson (1981-83)	179
8	Pinky Nesbit (1952-54)	176
9	Rex Procter (1949-50)	170

SEASON

1	Dan Dawson (2000)	206
2	Sean Washington (1992)	153
3	Rex Procter (1950)	150
4	Nathan Bennett (1993)	123
5	Bruce Henley (1971)	109
6	Larry Brune (1975)	104
7	Jason Hebert (1999)	103
8	Brian Patterson (1983)	102
9	Pinky Nesbit (1953)	94

GAME

1	Dan Dawson vs. SMU (N 4, 2000)	113
---	--------------------------------	-----

Longest Interception Return

1	Preston Anderson at Ga. Tech (S 30, 1972)	99
2	W.E. Brown vs. TCU (O 30, 1915)	92
3	Larry Brune at Houston (S 13, 1975)	86
4	Brian Patterson vs. Texas A&M (O 22, 1983)	85

SCORING

Total Points

CAREER		
1	Jarett Dillard (2005-08)	360
2	Trevor Cobb (1989-92)	260
3	Clark Fangmeier (2006-2009)	254
4	Robbie Beck (2000-03)	210
5	Brennan Landry (2002-05)	184
6	Derek Crabtree (1998-2001)	167
7	Froggy Williams (1946-49)	156
	Chris Boswell (2010- )	156
9	Mark Williams (1970-72)	144
	Chad Nelson (1994-97)	144

SEASON

1	Jarett Dillard (2006)	126
2	Jarett Dillard (2008)	120
3	James Casey (2008)	116
4	Benji Wood (1997)	96
5	Trevor Cobb (1992)	92
6	Clark Fangmeier (2008)	91
7	Trevor Cobb (1991)	84
	Jarett Dillard (2007)	84
9	Chris Boswell (2011)	82
10	Ed Bailey (2004)	78
	Chase Clement (2008)	78

GAME

1	Griff Vance vs. SMU (N 17, 1916)	36 ( 6 TDs)
2	Butch Blume at Texas Tech (N 4, 1961)	30 (4 TDs, 6 PATs)

Touchdowns

CAREER		
1	Jarett Dillard (2005-08)	60
2	Trevor Cobb (1989-92)	43
3	Jarett Dillard (2005-Current)	40
4	Robbie Beck (2000-03)	35
5	James Casey (2008)	28
6	Chase Clement (2008)	26
7	Chad Nelson (1994-97)	24
8	Ed Bailey (2001-04)	23
9	Dicky Maegle (1952-54)	22
	Benji Wood (1996-97)	22

SEASON

1	Jarett Dillard (2006)	21
2	Jarett Dillard (2008)	20
3	James Casey (2008)	19
4	Benji Wood (1997)	16
5	Trevor Cobb (1992)	15
6	Trevor Cobb (1991)	14
	Jarett Dillard (2007)	14

8	Ed Bailey (2004)	13
	Chase Clement (2008)	13
10	Dicky Maegle (1954)	12
	Robbie Beck (2003)	12

#### GAME

1	Griff Vance vs. SMU (N 17, 1916)	6
2	Dicky Maegle vs. Cornell (O 2, 1954)	4
	Butch Blume at Texas Tech (N 4, 1961)	4
	Lester Lehman vs. Baylor (D 2, 1967)	4
	Donald Hollas vs. Texas Tech (O 20, 1990)	4
	Benji Wood at Tulane (S 13, 1997)	4
	Robbie Beck at Fresno State (O 25, 2003)	4
	Ed Bailey, vs. SMU (O 9, 2004)	4
	Jarett Dillard vs. North Texas (S 27, 2008)	4
	Jeremy Eddington vs. ECU (N 20, 2010)	4

# KICKING

## Field Goals Attempted

### CAREER

1	Mark Williams (1970-72)	57
2	Clark Fangmeier (2006-09)	48
3	James Hamrick (1983-85)	47
4	Brennan Landry (2002-05)	40
5	Chris Boswell (2010- )	38
6	Clint Parsons (1987-90)	36
7	Derek Crabtree (1998-2001)	33
8	Alan Pringle (1973-74)	27

### SEASON

1	Mark Williams (1972)	27
2	Mark Williams (1971)	22
	James Hamrick (1985)	22

## Field Goals Made

### CAREER

1	James Hamrick (1983-85)	33
2	Mark Williams (1970-72)	30
3	Clark Fangmeier (2006-09)	28
	Chris Boswell (2010- )	28
5	Derek Crabtree (1998-2001)	27
6	Clint Parsons (1987-90)	24
7	Brennan Landry (2002-05)	22
8	Alan Pringle (1973-74)	19

9	Darrell Richardson (1991-92)	14
10	Joel Baxter (1981-82)	13
	Mike Ruff (1994-96)	13

### SEASON

1	James Hamrick (1985)	17
	Chris Boswell (2011)	17
3	Mark Williams (1972)	15
4	Mark Williams (1971)	13
	Clint Parsons (1990)	13
6	Alan Pringle (1973)	12
	Matt Huelsman (1994)	12
8	James Hamrick (1984)	11
	Chris Boswell (2010)	11
10	Glen Ray Hines (1987)	10
	Johnny Bagwell (1993)	10

### GAME

1	Joel Baxter vs.TCU (O 10, 1981)	4
	Matt Huelsman at TCU (O 29, 1994)	4
	Chris Boswell at North Texas (S 11, 2010)	4
2	James Hamrick at Texas (O 5, 1985)	3
	James Hamrick at Texas Tech (O 19, 1985)	3
	James Hamrick vs. Arkansas (N 2, 1985)	3
	Clint Parsons at Notre Dame (N 5, 1988)	3
	Sammy Hartman vs. TCU (O 14, 1989)	3
	Johnny Bagwell vs. Houston (N 26, 1993)	3

	Derek Crabtree at Air Force (N 21, 1998)	3
	Luke Juist at Tulsa (O 30, 2004)	3

## Field Goal Percentage

### CAREER (Minimum 20 Att.)

1	Derek Crabtree (1998-2001)	81.8 (27-33)
2	Chris Boswell (2010- )	73.7 (28-38)
3	Alan Pringle (1973-74)	70.4 (19-27)
4	James Hamrick (1983-86)	70.2 (33-47)
5	Clint Parsons (1987-90)	66.7 (24-36)
6	Darrell Richardson (1991-92)	63.6 (14-22)

### SEASON (Minimum 10 Att.)

1	Derek Crabtree (1999)	88.9 (8-9)
2	Clint Parsons (1990)	86.7 (13-15)
3	Chris Boswell (2011)	81.0 (17-21)
3	Alan Pringle (1973)	80.0 (12-15)
	Alvaro Arenas (1975)	80.0 (8-10)
5	James Hamrick (1985)	77.3 (17-22)
6	Joel Baxter (1981)	75.0 (9-12)
7	Sammy Hartman (1989)	72.7 (8-11)
	Darrell Richardson (1992)	72.7 (8-11)

Clark Fangmeier (2006)		72.7 (8-11)	<b>PATs Attempted</b>		<b>PATs Made</b>		<b>GAME</b>				
			<b>CAREER</b>		<b>CAREER</b>						
1	James Hamrick at Texas Tech (O 19, 1985)	57	1	Clark Fangmeier (2006-09)	172	1	Clark Fangmeier (2006-09)	178	1	Clark Fangmeier vs. North Texas (S 27, 2008)	11
2	James Hamrick at SMU (N 5, 1983)	55	2	Brennan Landry (2002-05)	124	2	Brennan Landry (2002-05)	118	2	Derek Crabtree vs. Tulsa (N 10, 2001)	8
3	James Hamrick at Air Force (S 21, 1985)	54	3	Derek Crabtree (1998-2001)	89	3	Derek Crabtree (1998-2001)	86		Clark Fangmeier vs. UTEP (N 3, 2007)	8
	Chris Boswell vs. Tulane (N 19, 2011)	54	4	Chris Boswell (2010- )	76	4	Froggy Williams (1946-49)	75		Clark Fangmeier vs. SMU (A 29, 2008)	8
5	Joel Baxter vs. Baylor (N 13, 1982)	53	5 (*)	Froggy Williams (1946-49)	75	5	Chris Boswell (2010- )	72		Clark Fangmeier vs. Houston (N 29, 2008)	8
	James Hamrick at Texas (O 5, 1985)	53	6	Darrell Richardson (1991-92)	65	6	Darrell Richardson (1991-92)	62		Chris Boswell vs. ECU (N 20, 2010)	8
	Luke Juist vs. Navy (O 22, 2005)	53	7	Wes Hansen (1976-79)	62	7	Wes Hansen (1976-79)	58	7	Johnny Bagwell vs. Iowa State (S 25, 1993)	7
8	Robert Hubble vs. LSU (S 27, 1980)	52	8	Mike Ruff (1994-96)	55	8	Mike Ruff (1994-96)	55		Derek Crabtree vs. San Jose State (O 16, 1999)	7
	Mike Ruff at Texas Tech (O 21, 1995)	52	9	Scott Grimes (1996-99)	53	9	Mark Williams (1970-72)	49		Brennan Landry vs. Nevada (N 1, 2003)	7
	Scott Grimes at Houston (S 4, 1999)	52	10	Mark Williams (1970-72)	50	10	Scott Grimes (1996-99)	45		Brennan Landry at Louisiana Tech (N 27, 2003)	7
	Derek Crabtree at SMU (N 24, 2001)	52	(*) - PAT attempts unavailable. PATs Made Only included.							Brennan Landry at San Jose State (O 2, 2004)	7
12	James Hamrick at Houston (D 1, 1984)	51	<b>SEASON</b>			<b>SEASON</b>				Clark Fangmeier at UTEP (N 1, 2008)	7
	Glen Ray Hines at Indiana (S 12, 1987)	51	1	Clark Fangmeier (2008)	73	1	Clark Fangmeier (2008)	73			
	Chris Boswell at Houston (O 27, 2011)	51	2	Clark Fangmeier (2007)	47	2	Clark Fangmeier (2007)	46			
	Chris Boswell vs. Tulane (N 19, 2011)	51	3	Chris Boswell (2010)	44	3	Chris Boswell (2010)	41			
6	Max Webb vs. TCU (N 19, 1960)	50	4	Scott Grimes (1997)	39	4	Mike Ruff (1996)	36			
	Chris Boswell at North Texas (S 11, 2010)	50	5	Mike Ruff (1996)	36		Johnny Bagwell (1993)	35			
	Chris Boswell at North Texas (S 11, 2010)	50	6	Darrell Richardson (1992)	35		Clark Fangmeier (2006)	35			
				Johnny Bagwell (1993)	35	7	Darrell Richardson (1992)	34			
				Clark Fangmeier (2006)	35	8	Brennan Landry (2003)	34			
				9	Brennan Landry (2003)	34	9	Scott Grimes (1997)	32		
				10	Brennan Landry (2002)	33		Chris Boswell (2011)	32		

**Punts****CAREER**

1	Dale Walters (1980-83)	287
2	Huey Keeney (1945-48)	236
3	Kyle Martens (2008-11)	230
4	Travis Hale (1999-2002)	231
5	Mike Landrum (1973-75)	228
6	Tucker Phillips (1992-96)	220
7	Steve Gleaves (1977-79)	217
8	Kosse Johnson (1951-53)	205

**SEASON**

1	Steve Gleaves (1977)	86
2	Mike Landrum (1973)	84
3	Bucky Allshouse (1969)	83
4	Kosse Johnson (1951)	82
	Kosse Johnson (1952)	82
	Dale Walters (1983)	82

**GAME**

1	Kosse Johnson at TCU (N 24, 1951)	12
	Kosse Johnson vs. LSU (O 4, 1952)	12
	Bucky Allshouse vs. LSU (S 27, 1969)	12
	Bucky Allshouse at Texas (O 25, 1969)	12
	Bobby Schrader vs. Houston, (D 2, 1989)	12

**Yards****CAREER**

1	Dale Walters (1980-83)	11,242
2	Kyle Martens (2008-11)	9,890
3	Travis Hale (1999-2002)	9,387
4	Mike Landrum (1973-75)	9,043
5	Tucker Phillips (1992-96)	9,002
6	Huey Keeney (1945-48)	8,949
7	Steve Gleaves (1977-79)	8,506
8	Jared Scruggs (2003-06)	8,276
9	Kosse Johnson (1951-53)	7,347

**SEASON**

1	Dale Walters (1983)	3,452
2	Kyle Martens (2011)	3,403
3	Mike Landrum (1973)	3,323
4	Steve Gleaves (1977)	3,296
5	Bucky Allshouse (1969)	3,182

**Punting Average****CAREER**

1	Kyle Martens (2008-11)	43.0
2	Jared Scruggs (2003-06)	41.4
3	Tucker Phillips (1992-96)	40.9
4	Travis Hale (1999-2002)	40.6
5	Steve Kidd (1983-86)	40.4
6	Mark Williams (1970-72)	40.0
7	Mike Landrum (1973-75)	39.7
8	Steve Gleaves (1977-79)	39.20
9	Dale Walters (1980-83)	39.17
10	Huey Keeney (1945-48)	37.9

**SEASON**

1	Kyle Martens (2010)	45.98
2	Steve Kidd (1985)	45.94
3	Tucker Phillips (1996)	45.91
4	Jared Scruggs (2003)	45.90
5	Mark Bundage (2009)	44.2
6	Tucker Phillips (1995)	43.6
	Kyle Martens (2009)	43.6
	Kyle Martens (2011)	43.6
9	Jared Scruggs (2005)	42.8
10	Dale Walters (1983)	42.1

**GAME (Minimum 5 Attempts)**

1	Jared Scruggs vs. Tulsa (N 8, 2003)	52.4
2	Tucker Phillips at BYU (N 9, 1996)	51.4
3	Kyle Martens vs. Purdue (S 9, 2011)	50.1
4	Kyle Martens vs. Tulsa (O 3, 2009)	50.0
	Kyle Matrens vs. Northwestern (S 18, 2010)	50.0
6	Steve Kidd at Texas (O 5, 1985)	49.7
	Jared Scruggs vs. UTEP (O 29, 2005)	49.7
8	Travis Hale at Boise State (N 9, 2002)	49.6
9	Huey Keeney vs. Baylor (N 30, 1946)	49.4
10	Kyle Martens at North Texas (S 11, 2010)	49.3

**Longest Punts**

1	Dale Walters vs. Arkansas (O 31, 1981)	84
2	Tommy Lewis at Texas A&M (O 23, 1976)	80
	Dale Walters at Arkansas (O 30, 1982)	80
	Clint Parsons at TCU (O 13, 1990)	80

# RUSHING

YEAR	PLAYER	ATT.	YARDS	AVG.	TD	LP
1951	Teddy Riggs	114	639	5.6	4	—
1952	Kosse Johnson	108	592	5.5	-	—
1953	Kosse Johnson (*)	187	944	5.1	-	—
1954	Dicky Maegle (*)	144	905	6.3	11	—
1955	Jerry Hall	55	255	4.6	1	—
1956	Raymond Chilton	92	405	4.4	2	—
1957	King Hill	90	446	5.0	5	—
1958	Pat Bailey	63	342	5.4	2	—
1959	Bill Bucek	117	511	4.3	4	—
1960	Robert Wayt	83	392	4.7	2	21
1961	Roland Jackson	88	415	4.4	5	18
1962	Paul Piper	85	387	4.5	3	—
1963	Paul Piper	128	475	3.7	3	—
1964	Gene Fleming	103	395	3.8	1	81
1965	Lester Lehman	101	422	4.2	1	—
1966	Robby Shelton	150	607	4.1	6	51
1967	Terry Shelton	133	651	4.9	5	42
1968	Terry Conley	182	681	3.8	8	20
1969	Mike Spruill	101	440	4.4	8	64
1970	Stahle Vincent	91	453	5.0	1	55
1971	Stahle Vincent	243	945	3.9	3	53
1972	Gary Ferguson	160	639	4.0	1	37
1973	Gary Ferguson	99	385	3.9	1	21
1974	Gary Ferguson	117	417	3.8	1	30
1975	John Coleman	172	782	4.6	3	22
1976	James Sykes	100	435	4.4	5	39

YEAR	PLAYER	ATT.	YARDS	AVG.	TD	LP
1978	Earl Cooper	95	350	3.7	3	24
1979	Earl Cooper	146	536	3.7	5	70
1980	Calvin Fance	192	730	3.8	4	35
1981	Tim Sanders	116	408	3.5	0	15
1982	Tim Sanders	111	379	3.4	0	16
1983	Kevin Trigg	198	579	2.9	3	29
1984	Larry Collins	88	358	4.1	1	16
1985	Antonio Brinkley	168	860	5.1	4	73
1986	Marc Scott	94	325	3.5	2	23
1987	Lorenzo Cyphers	170	751	4.4	5	48
1988	Lorenzo Cyphers	163	516	3.2	3	16
1989	Trevor Cobb	169	545	3.2	3	32
1990	Trevor Cobb	283	1325	4.7	10	62
1991	Trevor Cobb (*)	360	1692	4.7	14	79
1992	Trevor Cobb (*)	279	1386	5.0	11	64
1993	Yoncy Edmonds	199	941	4.7	7	50
1994	Spencer George	185	804	4.3	4	54
1995	Yoncy Edmonds	84	490	5.8	2	75
1996	Chad Nelson	128	801	6.3	11	56
1997	Michael Perry (^)	162	1034	6.4	10	66
1998	Chad Richardson	181	746	4.1	6	60
1999	Chad Richardson	203	831	4.1	11	60
2000	Jamie Tyler	95	400	4.2	5	39
2001	Kyle Herm	205	897	4.4	11	42
2002	Robbie Beck	120	601	5.0	8	47
2003	Thomas Lott	98	714	7.3	3	49

YEAR	PLAYER	ATT.	YARDS	AVG.	TD	LP
2004	Ed Bailey	208	1021	4.9	12	41
2005	Quinton Smith	140	902	6.4	5	58
2006	Quinton Smith	211	1096	5.2	10	69
2007	Chase Clement	144	535	3.7	8	59
2008	C.J. Ugokwe	167	809	4.8	2	47
2009	Charles Ross	97	491	5.1	11	54
2010	Sam McGuffie	197	883	4.5	6	50
2011	Tyler Smith	155	860	5.5	5	97#

(\*) Led SWC in rushing; (^) Led WAC in rushing (#) School and C-USA record

# PASSING

YEAR	PLAYER	COMP.-ATT.	PCT.	Yds.	TD-INT.	LP
1951	Dan Drake	51-109	48.8	859	11-9	—
1952	Dan Drake	49-129	38.0	630	4-9	—
1953	Leroy Fenstemaker	21-58	36.2	328	0-3	—
1954	Pinky Nisbet	37-62	59.7	419	3-4	—
1955	Pinky Nisbet	25-49	51.0	339	1-4	—
1956	Frank Ryan	60-109	55.0	704	4-7	—
1957	King Hill	44-82	53.7	798	4-5	—
1958	Alvin Hartman	22-51	43.1	429	5-5	—
1959	Bill Bucek	20-55	36.4	259	1-4	—
1960	Billy Cox	45-80	56.3	510	3-7	—
1961	Randall Kerbow	37-79	46.8	505	3-6	—
1962	Randall Kerbow	53-143	37.1	703	7-14	—
1963	Walter McReynolds	53-117	45.3	728	7-7	65
1964	Walter McReynolds	58-111	52.2	675	8-8	34
1965	David Ferguson	44-109	40.4	584	1-7	—
1966	Robert Hailey	72-149	48.3	859	2-12	42
1967	Robert Hailey	111-222	50.0	1437	6-16	—
1968	Robby Shelton	53-109	48.6	594	2-10	—
1969	Stahle Vincent	51-100	51.0	556	3-7	—
1970	Philip Wood	39-112	34.8	489	5-9	—
1971	Bruce Gadd	87-180	48.3	1061	6-18	53
1972	Bruce Gadd (*)	171-323	52.6	2075	11-22	37
1973	Tommy Kramer	58-139	41.7	705	2-7	53
1974	Tommy Kramer	67-170	39.4	857	6-10	55
1975	Tommy Kramer (*)	113-226	50.0	1328	8-16	41
1976	Tommy Kramer (^)	269-501	53.7	3317	21-19	80

YEAR	PLAYER	COMP.-ATT.	PCT.	Yds.	TD-INT.	LP
1977	Randy Hertel	156-356	43.8	1620	9-24	—
1978	Randy Hertel	156-279	55.9	1677	12-11	—
1979	Randy Hertel (*)	147-294	50.0	1652	7-24	68
1980	Randy Hertel	102-192	53.1	1212	10-9	41
1981	Michael Calhoun	98-233	42.1	1480	21-15	45
1982	Doug Johnson	79-162	48.8	936	6-14	45
1983	Philip Money	97-197	49.2	1131	4-11	42
1984	Kerry Overton (*)	117-271	43.2	1593	7-16	75
1985	Mark Comalander	100-182	55.0	1232	7-6	63
1986	Mark Comalander	116-219	53.0	1430	8-15	80
1987	Mark Comalander	102-214	47.7	1191	7-13	53
1988	Quentis Roper	135-271	49.8	1607	7-9	63
1989	Donald Hollas	156-276	56.5	1815	5-9	53
1990	Donald Hollas	151-265	57.0	1808	8-18	62
1991	Greg Willig	75-141	53.2	974	5-5	46
1992	Bert Emanuel	94-180	52.2	1558	11-6	80
1993	Bert Emanuel	118-204	57.8	1521	12-4	69
1994	Josh LaRocca	65-130	50.0	806	9-8	47
1995	Josh LaRocca	59-118	50.0	807	4-5	77
1996	Chad Richardson	9-43	20.9	259	2-1	69
1997	Chad Nelson	20-50	40.0	526	2-3	76
1998	Chad Richardson	34-91	37.4	598	2-3	52
1999	Chad Richardson	36-88	41.9	563	7-5	39
2000	Ben Wulf	30-66	45.5	449	4-3	68
2001	Kyle Herm	72-142	50.7	1121	8-2	64
2002	Kyle Herm	42-86	48.8	685	4-3	69

YEAR	PLAYER	COMP.-ATT.	PCT.	Yds.	TD-INT.	LP
2003	Greg Henderson	37-81	45.7	485	2-7	69
2004	Greg Henderson	33-76	43.4	487	3-8	55
2005	Chase Clement	53-124	42.7	582	5-6	51
2006	Chase Clement	153-265	57.7	1707	21-5	80
2007	Chase Clement	300-508	59.1	3277	29-16	61
2008	Chase Clement	326-490	66.5	4119	44-7	80
2009	Nick Fanuzzi	162-270	60.0	1598	11-8	80
2010	Nick Fanuzzi	151-241	62.7	1681	11-9	59
2011	Nick Fanuzzi	112-193	58.0	1123	7-2	67

(\*) Led SWC and NCAA in passing; (^) Led SWC in passing

# RECEIVING

YEAR	PLAYER	REC.	Yds.	AVG.	TD	LP
1951	Bill Howton	33	747	22.6	7	—
1952	Jack Day	20	301	15.0	-	—
1953	Dan Hart	15	239	15.9	1	—
1954	Dicky Maegle	18	198	11.0	0	—
1955	Marshall Crawford	11	172	15.6	1	—
1956	Buddy Dial	21	357	17.0	5	—
1957	Buddy Dial (*)	21	508	24.2	4	—
1958	Buddy Dial	19	264	13.9	4	—
1959	Thomas Stellman	7	108	15.4	0	—
	Bill Bucek	7	69	9.9	1	—
1960	Johnny Burrell	20	266	13.3	3	30
1961	Johnny Burrell	7	133	19.0	1	34
1962	Gene Raesz	29	363	12.5	2	—
1963	Jerry Kelley	17	225	13.2	3	—
	John Sylvester	15	251	16.7	2	—
1964	Billy Hale	14	170	12.1	1	—
1965	Tommy Tyner	27	295	10.9	1	20
1966	Glen Hine	29	323	11.1	1	28
1967	Larry Davis	54	708	13.1	-	38
1968	Larry Davis	31	410	13.2	4	39
1969	Bob Brown	35	375	10.7	3	46
1970	Macon Hughes	13	116	8.9	1	—
	Mike Phillips	12	192	16.0	0	—
1971	Gary Butler	27	397	14.7	2	52
1972	Gary Butler (*)	45	708	15.7	1	34

YEAR	PLAYER	REC.	Yds.	AVG.	TD	LP
1973	Ed Lofton	39	534	13.7	3	53
1974	Ed Lofton (*)	42	483	11.5	2	56
1975	Ed Lofton	31	261	8.4	0	33
	Kenneth Roy	26	351	13.5	2	41
1976	James Sykes (*)	76	653	8.6	2	80
	David Houser	52	931	17.8	5	52
1977	David Houser	55	795	14.5	5	—
1978	Doug Cunningham	39	430	11.0	1	44
	David Houser	38	481	12.7	7	41
1979	Earl Cooper (*)	47	463	9.9	2	68
1980	Robert Hubble	38	482	12.7	2	24
1981	Hosea Fortune	29	489	16.9	6	39
1982	Melvin Robinson	34	584	17.2	1	54
1983	Ricky Askew	25	337	13.5	0	28
1984	Melvin Robinson	46	593	12.9	3	34
1985	Darrick Wells	36	612	17.0	5	67
1986	Kenny Major	38	409	10.8	3	39
1987	Lorenzo Cyphers	31	187	6.0	1	28
	Mike Boudousquie	30	394	13.1	1	40
1988	Mike Boudousquie	38	657	17.3	4	63
1989	Eric Henley	81	900	11.1	5	53
1990	Eric Henley	48	607	12.7	5	38
1991	Eric Henley	31	410	13.2	4	27
1992	Louis Balady	31	552	17.8	4	80
1993	Jimmy Lee	36	365	10.1	2	25
	Ed Howard	32	431	13.5	3	69

YEAR	PLAYER	REC.	Yds.	AVG.	TD	LP
1994	Ed Howard	19	315	16.6	6	47
1995	Jeff Venghaus	22	371	16.9	1	47
1996	Thad Bridges	15	103	6.9	0	11
	Jason Blackwell	4	113	28.3	1	69
1997	Jason Blackwell	14	210	15.0	0	26
1998	Jason Blackwell	22	422	19.2	2	52
1999	Raphael Tillman	14	218	15.6	3	29
2000	Gavin Boothe	18	313	17.4	3	32
2001	Gilbert Okoronkwo	23	439	19.1	2	40
2002	Marcus Battle	26	430	16.5	2	54
2003	Marcus Battle	19	333	17.5	1	69
2004	Marcus Battle	15	213	14.2	0	55
2005	Jarett Dillard	35	524	15.0	5	51
2006	Jarett Dillard	91	1247	13.7	21 (#)	65
2007	Jarett Dillard	79	1058	13.4	14	60
2008	James Casey (+)	111	1329	12.0	13	47
	Jarett Dillard	87	1310	15.1	20	80
2009	Toren Dixon	60	660	11.0	6	80
2010	Sam McGuffie	39	384	9.8	3	64
2011	Vance McDonald	44	541	12.3	5	49

(\*) Led SWC; ;(+) Led Conference USA; (^) Led NCAA

# SCORING

YEAR	PLAYER	TDs (R-P-RT)	PAT	PAT2	FG	TP
1951	Bill Howton	0-7-0				42
1952	Kosse Johnson	5-0-0				30
1953	Kosse Johnson (*)	10-0-0		2		62
1954	Dicky Maegle (*)	11-0-1				72
1955	Jerry Hall	1-1-1				18
1956	Buddy Dial	0-5-0				30
1957	King Hill (*)	5-0-0	17-22			47
1958	Bill Bucek	1-0-0	12-14		4-7	30
1959	Bill Bucek	4-1-0	2-4		0-3	32
1960	Billy Cox	6-0-0				30
1961	Butch Blume (*)	5-1-0	20-22		6-9	74
1962	Randall Kerbow	2-0-0	15-15		1-2	30
1963	Larry Rice		13-19		4-6	25
1964	Gene Fleming	1-4-0				30
1965	Chuck Latourette	5-0-1				36
1966	Robby Shelton	6-0-0		1		38
1967	Lester Lehman	5-0-0				30
	Terry Shelton	5-0-0				30
1968	Terry Conley	8-0-0				48
1969	Mike Spruill	8-0-0				48
1970	Mark Williams		22-22		2-8	28
1971	Mark Williams		9-10		13-22	48
1972	Mark Williams		18-18		15-27	63
1973	Alan Pringle		14-14		12-15	50
1974	Alan Pringle		8-9		7-12	29
1975	Alvaro Arenas		20-20		8-20	44

YEAR	PLAYER	TDs (R-P-RT)	PAT	PAT2	FG	TP
1976	Kenneth Roy	0-9-0				54
1977	Earl Cooper	7-1-0		1-1		50
1978	David Houser	0-7-0		1-1		44
1979	Earl Cooper	5-2-0				42
1980	Stanley Sam		20-21		6-12	38
1981	Joel Baxter		16-17		9-12	43
1982	Joel Baxter		14-16		4-7	26
1983	Kevin Trigg	3-0-0		1-1		20
1984	James Hamrick		20-23		11-16	53
1985	James Hamrick		18-20		17-22	69
1986	Darrell Goolsby	0-4-0				24
1987	Glen Ray Hines		19-25		10-17	49
1988	Clint Parsons		14-16		9-17	41
1989	Donald Hollas	7-0-0				42
1990	Donald Hollas	11-0-0				66
1991	Trevor Cobb	14-0-0				84
1992	Trevor Cobb	11-4-0		1-1		92
1993	Johnny Bagwell		35-35		10-16	65
1994	Matt Huelsman		17-18		12-18	53
1995	Mike Ruff		19-19		9-14	46
1996	Chad Nelson	11-0-0				66
1997	Benji Wood (#)	16-0-0				96
1998	Jamie Tyler	8-0-0				48
1999	Chad Richardson	11-0-0		1-2		68
2000	Derek Crabtree		26-28		8-12	50
2001	Kyle Herm	11-0-0				66

YEAR	PLAYER	TDs (R-P-RT)	PAT	PAT2	FG	TP
2002	Brennan Landry		31-33		8-15	55
2003	Robbie Beck	12-0-0				72
2004	Ed Bailey	12-1-0				78
2005	John Wall	7-0-0				42
2006	Jarett Dillard	0-21-0				126
2007	Jarett Dillard	0-14-0				84
2008	Jarett Dillard	0-20-0				120
2009	Charles Ross	11-0-0				66
2010	Chris Boswell	0-0-0	41-44		11-17	74
2011	Chris Boswell	0-0-0	31-32		17-21	82

(\*) Led SWC; (#) Led WAC; (+) Led Conference USA

# TOTAL OFFENSE

YEAR	PLAYER	RUSH	PASS	YARDS	G/Avg.
1951	Dan Drake	-151	859	708	70.8
1952	Kosse Johnson	592	11	603	60.3
1953	Kosse Johnson	944	1	945	94.5
1954	Dicky Maegle	905	0	905	90.5
1955	Pinky Nisbet	83	339	422	42.2
1956	Frank Ryan	101	704	805	80.5
1957	*King Hill	446	78	1244	124.4
1958	Alvin Hartman	85	429	514	51.4
1959	Bill Bucek	511	259	770	77.0
1960	Billy Cox	106	510	616	61.6
1961	Randall Kerbow	249	505	754	75.4
1962	Randall Kerbow	27	703	730	73.0
1963	Walter McReynolds	81	728	809	80.9
1964	Walter McReynolds	37	675	712	71.2
1965	David Ferguson	408	584	992	99.2
1966	Robby Shelton	607	328	935	93.5
1967	Robert Hailey	8	1437	1445	144.5
1968	Robby Shelton	479	594	1073	107.3
1969	Stahle Vincent	277	556	833	83.3
1970	Philip Wood	356	489	845	84.5
1971	Stahle Vincent	945	38	983	89.4
1972	Bruce Gadd (*)	-74	2075	2001	181.9
1973	Tommy Kramer	4	705	709	64.5
1974	Tommy Kramer	-37	847	810	73.6
1975	Tommy Kramer (*)	217	1328	1545	140.5
1976	Tommy Kramer (^)	-45	3317	3272	297.5

YEAR	PLAYER	RUSH	PASS	YARDS	G/Avg.
1977	Randy Hertel	-159	1620	1461	132.8
1978	Randy Hertel	-58	1677	1619	147.2
1979	Randy Hertel	-195	1652	1457	132.5
1980	Randy Hertel	-8	1212	1204	120.4
1981	Michael Calhoun	338	1480	1818	165.3
1982	Doug Johnson	72	936	1008	168.0
1983	Philip Money	-33	1131	1098	99.8
1984	Kerry Overton	27	1593	1620	147.3
1985	Mark Comalander	-76	1232	1156	192.7
1986	Mark Comalander	-47	1430	1383	125.7
1987	Quentis Roper	306	884	1190	108.2
1988	Quentis Roper	315	1607	1922	174.7
1989	Donald Hollas	431	1815	2246	249.6
1990	Donald Hollas	195	1808	2003	182.1
1991	Trevor Cobb	1692	0	1692	153.8
1992	Bert Emanuel	680	1558	2238	203.5
1993	Bert Emanuel	476	1521	1997	181.6
1994	Josh LaRocca	323	806	1129	112.9
1995	Josh LaRocca	198	807	1005	143.6
1996	Chad Nelson	801	257	1058	96.2
1997	Chad Nelson	953	526	1479	134.5
1998	Chad Richardson	746	598	1344	134.4
1999	Chad Richardson	831	563	1394	126.7
2000	Corey Evans	395	271	666	83.2
2001	Kyle Herm	897	1121	2018	168.2
2002	Kyle Herm	416	685	1101	100.1

YEAR	PLAYER	RUSH	PASS	YARDS	G/Avg.
2003	Greg Henderson	615	485	1100	100.0
2004	Greg Henderson	566	487	1053	117.0
2005	Joel Armstrong	555	554	1109	100.8
2006	Chase Clement	481	1707	2188	273.5
2007	Chase Clement	535	3377	3912	326.0
2008	Chase Clement	693	4119	4812	370.2
2009	Nick Fanuzzi	-1	1598	1597	159.7
2010	Nick Fanuzzi	13	1681	1694	169.4
2011	Taylor McHargue	124	1072	1196	132.9

(\*) Led NCAA and SWC in total offense; (^) Led SWC in total offense

# ALL-PURPOSE YARDS

YEAR	PLAYER	YARDS	RUSH	REC.	RET.	PLAYS
1953	Kosse Johnson	1316	944	129	243	202
1954	Dicky Maegle	1512	905	198	409	183
1955	Jerry Hall	360	255	3	102	67
1956	Raymond Chilton	516	405	63	48	101
1957	King Hill	529	446	0	83	97
1958	Gordon Speer	491	241	91	159	77
1959	Bill Bucek	737	511	69	157	135
1960	Bob Wayt	739	392	132	215	113
1961	Butch Blume	653	308	77	268	82
1962	Ronnie Graham	743	202	66	475	90
1963	Gene Fleming	988	270	85	633	101
1964	Gene Fleming	748	395	87	266	125
1965	Chuck Latourette	1005	408	138	459	130
1966	L.V. Benningfield	831	597	71	163	148
1967	Terry Shelton	820	651	146	23	145
1968	Tony Conley	757	681	76	0	190
1969	Mike Spruill	561	440	44	77	107
1970	Macon Hughes	655	79	116	460	45
1971	Stahle Vincent	1041	945	96	0	260
1972	Gary Ferguson	861	639	191	31	186
1973	James Sykes	819	204	12	603	62
1974	James Sykes	555	246	17	292	79
1975	John Coleman	861	782	79	0	179
1976	James Sykes (*)	1550	435	653	462	194
1977	David Houser	801	0	795	6	56
1978	Earl Cooper	959	350	210	399	140

YEAR	PLAYER	YARDS	RUSH	REC.	RET.	PLAYS
1979	Earl Cooper	999	536	463	0	193
1980	Calvin Fance	907	730	177	0	211
1981	Hosea Fortune	489	0	489	0	29
1982	Melvin Robinson	794	11	584	199	53
1983	Kevin Trigg	638	579	39	20	209
1984	Melvin Robinson	706	81	593	32	62
1985	Antonio Brinkley	1299	860	164	275	193
1986	Quentis Roper	1071	230	0	841	115
1987	Lorenzo Cyphers	938	751	187	0	202
1988	Eric Henley	1150	330	283	537	132
1989	Trevor Cobb	1325	545	161	619	226
1990	Trevor Cobb (*)	1674	1325	312	37	321
1991	Trevor Cobb (*)	1844	1692	136	16	375
1992	Trevor Cobb (*)	1669	1386	283	0	301
1993	Yoncy Edmonds	1027	941	86	0	209
1994	Spencer George	936	804	132	0	199
1995	Michael Perry	931	282	53	596	86
1996	Michael Perry	1561	656	9	896	172
1997	Michael Perry (^)	1784	1034	44	706	197
1998	Michael Perry	1306	524	113	669	143
1999	Chad Richardson	831	831	0	0	203
2000	Sean White	577	134	24	396	59
2001	Clint Hatfield	974	361	19	594	94
2002	Robbie Beck	623	601	22	0	121
2003	Thomas Lott	831	714	15	102	109
2004	Ed Bailey	1050	1021	27	2	232

YEAR	PLAYER	YARDS	RUSH	REC.	RET.	PLAYS
2005	Quinton Smith	942	902	40	0	147
2006	Quinton Smith	1608	1096	410	102	257
2007	Jarett Dillard	1057	0	1057	0	79
2008	James Casey	1682	241	1329	112	182
2009	Shane Turner	901	24	--4	881	49
2010	Sam McGuffie	1277	883	382	0	236
2011	Tyler Smith	1169	860	309	0	194

(\*) Led SWC; (^) Led WAC in All-Purpose yards

# KICKOFF RETURNS

YEAR	PLAYER	No.	Yds.	Avg.	LP	TD
1953	Kosse Johnson	8	224	28.0	—	-
1954	Morris Stone	7	145	20.7	—	-
1955	Virgil Mutschink	5	116	23.2	—	-
1956	Bobby Williams	8	155	19.4	—	-
1957	Larry Dueitt	5	180	36.0	—	-
1958	Larry Dueitt	7	146	20.9	—	-
1959	Robert Wayt	8	156	19.5	—	-
1960	Robert Wayt	6	158	26.3	—	-
1961	Robert Wayt	9	205	22.8	—	-
1962	Ronnie Graham (*)	20	418	20.9	—	-
1963	Gene Fleming	13	391	30.3	98	-
1964	Gene Fleming	12	201	16.7	—	0
1965	Chuck Latourette	21	459	21.8	76	-
1966	Chuck Latourette	18	297	16.5	31	-
1967	Macon Hughes	14	325	23.2	—	-
1968	Charles Robinson (*)	21	425	20.2	32	0
1969	Dale Bernauer	19	352	10.5	24	0
1970	Macon Hughes (*)	15	460	30.7	—	-
1971	Carl Swierc	12	279	23.3	—	-
1972	Carl Swierc	11	220	20.0	—	-
1973	James Sykes (*)	21	601	28.6	99	1
1974	James Sykes (*)	11	292	26.6	97	1
1975	Ardie Segars	14	237	16.9	34	0
1976	James Sykes (*)	18	462	25.7	98	1
1977	Charlie Taylor (*)	18	412	22.9	—	0
1978	Earl Cooper	21	399	19.0	—	0

YEAR	PLAYER	No.	Yds.	Avg.	LP	TD
1979	Frank Wilson	12	188	15.7	—	0
1980	Alvin Runnells	11	221	20.1	—	0
1981	Melvin Robinson	9	160	17.8	—	0
1982	Vince Courville	26	524	20.2	68	0
1983	Marc Scott	11	182	16.5	35	0
1984	Antonio Brinkley	19	383	20.2	90	1
1985	Antonio Brinkley	12	275	22.9	73	0
1986	Quentis Roper (*)	34	795	23.4	45	0
1987	Quentis Roper	19	438	23.1	39	0
1988	Eric Henley	24	410	17.1	32	0
1989	Trevor Cobb	33	598	18.1	30	0
1990	Nathan Bennett	22	471	21.4	55	0
1991	Nathan Bennett	16	331	20.7	38	0
1992	Donald Allen	17	358	21.1	42	0
1993	Jimmy Lee	16	318	19.9	47	0
1994	Kris Armstrong	11	240	21.8	30	0
1995	Michael Perry	23	421	18.3	31	0
1996	Michael Perry	24	596	24.8	41	0
1997	Michael Perry	31	680	21.9	39	0
1998	Michael Perry	31	669	21.6	45	0
1999	Sean White	19	400	21.1	49	0
2000	Sean White	22	359	16.3	27	0
2001	Clint Hatfield	23	551	24.0	78	0
2002	Sean White	18	359	19.9	39	0
2003	Marcus Battle	16	289	18.1	31	0
2004	Andray Downs	18	437	24.3	53	0

YEAR	PLAYER	No.	Yds.	Avg.	LP	TD
2005	Andray Downs	18	338	18.8	34	0
2006	Mike Falco	21	461	22.0	45	0
2007	Ja'Corey Shepherd	27	473	17.5	39	0
2008	Ja'Corey Shepherd	41	885	21.6	43	0
2009	Shane Turner	37	881	23.8	0	52
2010	Andy Erickson	27	546	20.9	0	43
2011	Jeremy Eddington	21	435	20.7	9	41

(\*) Led SWC in kickoff returns

# PUNT RETURNS

YEAR	PLAYER	No.	Yds.	Avg.	LP	TB
1951	Horton Nesrsta	21	315	15.0	—	-
1952	Horton Nesrsta (#)	44	526	12.2	—	-
1953	Dicky Maegle	17	194	11.4	—	-
1954	Dicky Maegle (#)	15	293	19.5	—	-
1955	Page Rogers	7	55	7.9	—	-
1956	Dan Shuford	2	53	26.5	—	-
1957	Bobby Williams	8	138	17.3	—	1
1958	Gordon Speer	6	49	8.1	—	-
1959	Gordon Speer (*)	13	178	13.7	—	1
1960	Robert Wayt	9	57	6.3	—	-
	Butch Blume	6	86	14.3	—	-
1961	Butch Blume	14	142	10.1	—	-
1962	Ron Hatfield	11	149	13.5	—	-
1963	Gene Fleming	23	242	10.5	44	-
1964	David Ferguson	34	381	11.2	71	1
1965	Ronnie Cervenka	11	72	6.5	14	-
1966	Chuck Latourette	23	297	12.9	60	1
1967	Ronnie Sollock	15	159	10.6	—	-
1968	Dickie Phillips	9	22	2.4	6	0
1969	Gilbert King	7	17	2.7	13	0
	Philip Wood	4	79	19.8	43	0
1970	Chris Hale	17	146	8.6	—	0
1971	Gilbert King	22	222	10.1	—	-
1972	Bruce Henley	21	263	12.5	—	-
1973	Bruce Henley	18	88	4.9	24	0
1974	David Houser (*)	13	153	11.8	61	0

YEAR	PLAYER	No.	Yds.	Avg.	LP	TD
1975	Gary Cox	8	106	13.3	70	0
1976	David Houser	8	30	3.8	18	0
1977	Cedrick Johnson	12	87	7.3	—	0
1978	David Houser	3	-6	-2.0	—	0
1979	Steve Pasterchick	17	81	4.8	—	0
1980	Mike Firestone	10	35	3.5	—	0
1981	Brian Mica	10	24	2.4	—	0
1982	Melvin Robinson	12	152	12.7	38	0
1983	Melvin Robinson	12	57	4.8	20	0
1984	Todd Jones	15	73	4.9	13	0
1985	Todd Jones	16	84	7.6	12	0
1986	Darrell Goolsby	11	48	4.4	21	0
1987	Darrell Goolsby	11	60	5.5	11	0
1988	Eric Henley	15	127	8.5	24	0
1989	Eric Henley	21	109	5.2	22	0
1990	Eric Henley	21	162	7.7	36	0
1991	Nathan Bennett	16	83	5.2	12	0
1992	Donald Allen	21	252	12.0	40	0
1993	Nathan Bennett	15	83	5.5	46	0
1994	Byron Coston	4	79	19.8	38	0
	Emerson Allen	13	99	7.6	21	0
1995	Michael Perry	19	175	9.2	19	0
1996	Michael Perry	25	300	12.0	67	1
1997	LaD. McCalla	22	194	8.8	84	1
1998	LaD. McCalla	16	178	11.1	52	0
1999	Jason Hebert	16	96	6.0	12	0

YEAR	PLAYER	No.	Yds.	Avg.	LP	TD
2000	Kyle Herm	9	50	5.6	27	0
2001	Dan Dawson	11	58	5.3	13	0
2002	Kevin Ford	15	100	6.7	18	0
2003	Will Galusha	17	116	6.8	22	0
2004	Lance Byrd	12	98	8.2	24	0
2005	Brandon King	14	80	5.7	37	0
2006	Brandon King	13	115	8.8	19	0
2007	Ja'Corey Shepherd	22	120	5.5	20	0
2008	James Casey	14	112	8.0	32	0
2009	Andrew Sendejo	9	129	14.3	47	0
2010	Andy Erickson	8	58	7.2	14	0
2011	Mario Hull	16	163	10.2	28	0

(\*) Led SWC; (#) Led NCAA and SWC in punt returns.

# INT RETURNS

YEAR	PLAYER	No.	Yds.	Avg.	LP	TD
1953	Pinky Nisbet	4	94	23.5	—	-
1954	Morris Stone	3	39	13.0	—	-
1955	Jerry Hall	3	28	9.3	—	-
	Pinky Nisbet	2	78	39.0	—	-
1956	Bobby Williams	2	7	3.5	—	-
1957	King Hill	4	49	12.3	—	-
1958	Bill Bucek	5	84	16.8	—	-
1959	Gordon Speer	4	54	13.5	—	-
1960	Butch Blume	2	54	27.0	—	-
1961	Butch Blume (*)	4	94	23.5	—	-
1962	Billy Hale	2	43	21.5	—	-
1963	Gene Fleming	2	45	22.5	—	-
1964	David Ferguson	4	45	11.3	—	-
1965	Ronnie Cervenka	2	10	5.0	—	-
1966	Chuck Latourette	3	68	22.7	—	-
1967	Hugo Hollas	5	62	12.4	—	0
1968	Randy Jinks	3	18	6.0	—	0
1969	David Keys	4	18	4.5	10	0
1970	Chris Hale	5	73	14.6	—	-
1971	Bruce Henley	6	109	18.2	—	-
1972	Bruce Henley (*)	7	88	12.6	—	-
1973	Preston Anderson	4	25	6.3	—	0
1974	Randy Piel	2	15	7.5	15	0
1975	Larry Brune (*)	6	104	17.3	86	1
1976	Ardie Segars	2	26	13.0	26	0
1977	Don Parrish	4	2	0.5	—	0

1978	Michael Downs	5	76	15.2	—	0
1979	Rickey Thomas	2	6	3.0	—	0
1980	Michael Downs	3	58	19.3	—	0
1981	Brian Patterson	4	77	19.3	—	0
1982	Alvin Rettig	4	43	10.8	—	0
1983	Brian Patterson	4	102	25.5	85	1
1984	Dwayne Holmes	5	69	13.8	43	1
1985	Ed Freeny	2	37	18.5	19	0
1986	William McClay	4	37	9.3	32	0
1987	William McClay	3	13	4.3	13	0
1988	Otha Latin	1	25	25.0	25	0
	Terry Thornton	1	5	5.0	5	0
	Everett Coleman	1	0	0.0	0	0
1989	David Griffin	6	10	1.7	10	0
1990	Robert Summerlin	3	26	8.7	19	0
	Greg King	3	0	0.0	0	0
1991	Tony Barker	5	90	18.0	34	0
1992	Sean Washington	4	153	38.3	60	2
1993	Nathan Bennett (*)	6	123	20.5	39	1
1994	Aaron Stanley	1	23	23.0	23	0
	Joe Davis	1	12	12.0	12	0
	Derrick Williams	1	8	8.0	8	0
	Warrick Franklin	1	0	0.0	0	0
	Jeff Sowell	1	0	0.0	0	0
1995	Warrick Franklin	3	25	8.3	22	1
1996	Jason Winship	1	60	60.0	60	1
	LaD. McCalla	1	39	39.0	39	0

	Tony Washington	1	30	30.0	30	0
	Karlton Bedford	1	27	27.0	27	0
	Aaron Stanley	1	17	17.0	17	0
	Warrick Franklin	1	11	11.0	11	0
	Rashad Reynolds	1	0	0.0	0	0
1997	LaD. McCalla	5	81	16.2	37	0
1998	LaD. McCalla	4	44	11.0	27	0
1999	Jason Hebert	4	103	25.8	46	0
2000	Dan Dawson (#)	7	206	29.4	68	1
2001	Jason Hebert	4	0	0.0	0	0
2002	Antwan Shell	2	2	1.0	5	0
	Corey Evans	2	0	0.0	0	0
2003	Terry Holley	2	55	27.5	33	1
	Adam Herrin	2	35	17.5	35	1
2004	Terry Holley	3	11	3.7	10	0
2005	Ja'Corey Shepherd	2	0	--	0	0
2006	Andray Downs	2	72	36.0	72	1
	Brandon King	2	37	18.5	35	0
	Terrance Garmon	2	20	10.0	20	0
	Ja'Corey Shepherd	2	2	1.0	2	0
2007	Andrew Sendejo	5	92	18.4	30	1
2008	Andrew Sendejo	3	55	18.3	55	1
	Chris Douglas	3	50	16.7	40	1
2009	Jarrett Ben	2	14	7.0	14	0
2010	Travis Bradshaw	2	11	5.5	8	0
2011	Xavier Webb	2	52	26.0	29	0

(\*) Led SWC; (#) Led WAC in interceptions

# PUNTING

YEAR	PLAYER	No.	Yds.	Avg.	LP	BLK
1951	Kosse Johnson	82	3056	37.3	—	-
1952	Kosse Johnson	82	2886	35.2	—	3
1953	Kosse Johnson	41	1405	34.3	—	-
1954	Pinky Nisbet	30	1135	37.8	—	-
1955	King Hill (*)	28	1108	39.6	—	-
1956	King Hill	28	972	34.7	—	-
1957	King Hill	29	1042	35.9	—	-
1958	Pat Bailey	31	1192	38.5	—	-
1959	Gordon Speer	32	1199	37.4	—	-
1960	Roland Jackson	22	839	37.6	—	-
1961	Robert Wayt	40	1541	38.5	—	-
1962	Gene Fleming	60	2040	34.0	—	-
1963	Gene Fleming	45	1663	36.9	65	-
1964	Chuck Latourette	71	2682	37.7	—	-
1965	Chuck Latourette	57	2134	37.4	58	-
1966	Chuck Latourette	60	2251	37.5	78	-
1967	Dan Van Winkle	30	1130	37.3	—	-
1968	Dan Van Winkle	25	935	37.4	54	-
1969	Bucky Allshouse	83	3182	38.3	62	-
1970	Bucky Allshouse	57	2090	36.7	—	-
1971	Mark Williams (*)	63	2602	41.3	53	0
1972	Mark Williams (*)	58	2254	38.8	59	-
1973	Mike Landrum	84	3323	39.6	79	0
1974	Mike Landrum	77	2976	38.7	70	1
1975	Mike Landrum	67	2744	41.0	64	0
1976	Tommy Lewis	68	2435	35.8	80	3

YEAR	PLAYER	No.	Yds.	Avg.	LP	BLK
1977	Steve Gleaves	86	3296	38.3	—	1
1978	Steve Gleaves	60	2339	39.0	73	0
1979	Steve Gleaves	71	2871	40.4	61	0
1980	Dale Walters	64	2274	35.5	71	1
1981	Dale Walters	78	3045	39.4	84	2
1982	Dale Walters	63	2471	39.2	80	2
1983	Dale Walters	82	3452	42.1	67	1
1984	DeWayne Burnett	47	1845	39.3	59	0
1985	Steve Kidd (*)	55	2527	46.0	67	0
1986	Steve Kidd	56	2072	37.0	63	0
1987	Glen Ray Hines	52	1852	35.6	56	3
1988	Clint Parsons	51	1965	38.5	61	1
1989	Bobby Schrader	63	2366	37.6	55	1
1990	Clint Parsons	52	2148	41.3	80	2
1991	Darrell Richardson	58	2280	39.3	66	0
1992	Darrell Richardson	60	2257	37.6	52	0
1993	Tucker Phillips	57	2050	36.0	55	1
1994	Tucker Phillips	48	1855	38.7	64	0
1995	Tucker Phillips (*)	57	2487	43.6	70	0
1996	Tucker Phillips	53	2433	45.9	62	1
1997	Scott Grimes	45	1796	39.9	63	0
1998	Victor Young	25	962	38.5	65	1
1999	Travis Hale	53	2198	41.5	64	2
2000	Travis Hale (^)	54	2256	41.8	55	0
2001	Travis Hale	66	2581	39.1	77	0
2002	Travis Hale	58	2052	40.6	57	2

YEAR	PLAYER	No.	Yds.	Avg.	LP	BLK
2003	Jared Scruggs (^)	51	2341	45.9	73	0
2004	Jared Scruggs	38	1433	37.7	55	1
2005	Jared Scruggs	48	2056	42.8	57	1
2006	Jared Scruggs	63	2444	38.8	61	1
2007	Luke Juist	67	2618	39.1	74	1
2008	Kyle Martens	51	1953	38.3	57	0
2009	Mark Brundage	26	1149	44.2	63	0
	Kyle Martens	48	2094	43.6	63	0
2010	Kyle Martens	52	2391	46.0	71	0
2011	Kyle Martens	78	3403	43.0	65	0

(\*) Led SWC; (^) Led WAC in punting

# TACKLES

YEAR	PLAYER	PRIMARY	ASSIST	TOTAL
1974	Randy Piel	83	48	131
1975	Larry Brune	64	44	108
1976	NA			
1977	NA			
1978	NA			
1979	Lamont Jefferson	51	55	106
1980	Robert Williamson	131	65	196
1981	Dan Foster	68	42	110
	Richard Gray	67	43	110
1982	Wayne Harpold	88	48	136
1983	Joel Rios	47	35	82
1984	Danny Burgess	51	38	89
1985	Danny Burgess	52	43	95
1986	Danny Burgess	73	36	109
1987	Kyle Falk	64	19	83
1988	O.J. Brigance	90	38	128
1989	O.J. Brigance	58	46	104
1990	O.J. Brigance	49	60	109
1991	Tony Barker	78	49	127
1992	Emmett Waldron	38	64	102
1993	Emmett Waldron	67	36	103
1994	Joe Davis	79	34	113
1995	Larry Izzo	80	41	121
1996	Thomas Benford	59	20	79
1997	Rashad Reynolds	60	23	83
1998	Dan Dawson	52	29	81

YEAR	PLAYER	PRIMARY	ASSIST	TOTAL
1999	Jason Hebert	53	30	83
2000	Dan Dawson	33	55	88
	Rashard Pittman	25	63	88
2001	Jason Hebert	68	35	103
2002	Jeff Vanover	59	33	92
2003	Terry Holley	68	24	92
2004	Adam Herrin	51	23	74
2005	John Syptak	42	30	72
2006	Brian Raines	85	33	118
2007	Andrew Sendejo	73	34	107
2008	Andrew Sendejo	61	33	94
2009	Travis Bradshaw	90	31	121
2010	Corey Frazier	61	22	83
2011	Cameron Nwosu	58	50	108

## Doak Walker Award

1991 Trevor Cobb (RB)

## Rice All-Americans

1934 Bill Wallace (B)  
1944 H.J. Nichols (G)  
1946 Weldon Humble (G)  
1949 Froggy Williams (E)  
1949 Joe Watson (C)  
1951 Bill Howton (E)  
1953 John Hudson (T)  
1953 Kosse Johnson (B)  
1954 Dicky Maegle (HB)  
1957 King Hill (QB)  
1958 Buddy Dial (E)  
1964 Malcolm Walker (C)  
1976 Tommy Kramer (QB)  
1985 Steve Kidd (P)  
1991 Trevor Cobb (RB)  
1992 Trevor Cobb (RB)  
1997 Charles Torello (OG)  
2006 Jarett Dillard (WR)  
2008 Jarett Dillard (WR)  
2010 Kyle Martens (P)

## Freshman All-America

1996 Rod Beavan (OL)  
2007 James Casey (WR)  
2008 Travis Bradshaw (DB)  
2011 Bryce Callahan (CB)  
Mario Hull (KR)

## CFA Scholar-Athlete Team

1991 Trey Teichelman (OG)  
1992 Joey Wheeler (LB)  
1995 Jay Lamy (DB)

## CoSIDA Academic All-American

1952 Richard Chapman (DG)  
1953 Richard Chapman (DG)  
1954 Dicky Maegle (B)  
1960 Boyd King (G)  
1969 Steve Bradshaw (DG)  
1979 LaMont Jefferson (LB)  
1983 Brian Patterson (DB)  
1988 Mike Boudousquie (WR)  
1992 Joey Wheeler (LB)  
1995 Jay Lamy (DB)  
1996 Jason Winship (DT)

1997 Benji Wood (RB)  
2000 Travis Ortega (DB)  
2008 James Casey (WR)  
2010 Travis Bradshaw (SAF)

## Fort Worth Kiwanis Sportsmanship Award

1958 Buddy Dial (E)  
1976 Tommy Kramer (QB)  
1980 Randy Hertel (QB)  
1990 Donald Hollas (QB)

## American Spirit Award

1987 Danny Burgess (LB)  
1988 Courtney Hall (C)  
1991 Trey Teichelman (OG)  
1992 Trevor Cobb (RB)

## SWC Academic Honor Team

1987 Mike Boudousquie, Jeff Hood, Brent Knaption  
1988 Donald Hollas, Jeff Hood, John Isaac  
1989 Paul Brotze, Donald Hollas, Allen Koch

1990 Donald Hollas, Bill Stone, Trey Teichelman  
1991 Joel Dawson, Trey Teichelman, Joey Wheeler  
1992 Joey Wheeler, Tom Hetherington, Charles Gulbranson  
1993 Tom Hetherington, Jeff Mercer, Jeffrey Sowell  
1994 Bobby Dixon, Brynton Goynes, Josh LaRocca  
1995 Bobby Dixon, Josh LaRocca, Jeremy Thigpen

## WAC Academic All-Conference

1996 David Grenardo, Mike Ruff, Larry Thompson, Jason Winship, Benji Wood  
1997 Matt Baldwin, Jeremy Bates, Blair Brown, David Grenardo, Travis Ortega, Judd Smith, Paul Thomas, Benji Wood, Victor Young  
1998 Matt Baldwin, Mike Gingrich, Billy Harvin, Andrew Hughes,

Jake Jackson, Travis Ortega, Judd Smith, Adam Williams, Joe Bob Thompson, Victor Young

1999 Matt Baldwin, Mike Gingrich, Billy Harvin, Jake Jackson, Travis Ortega, Judd Smith, Matt Webber, Adam Williams, Joe Bob Thompson, Victor Young  
2000 Billy Harvin, Evan Meeks, Jake Jackson, Travis Ortega, Joe Bob Thompson, Matt Webber  
2001 Rene Aninao, Jonathan Chism, Dan Dawson, Billy Harvin, Evans Meeks, Thompson, Matt Webber  
2002 Jonathan Chism, Rob Daniel, Chris DeMunbrun, Vincent Hawkins, Ross Huebel, Michael Merrick, Brandon Skeen, Edgar Vega, Ben Wiggins  
2003 John Brock, David Carter, Andrew Cates, Jonathan Chism, Rob Daniel, Chris DeMunbrun,

	Matt Ginn, Ross Huebel, Michael Merrick, Brandon Skeen, John Syptak, Edgar Vega, Ben Wiggins	1921 John Underwood (G)		Huey Keeney (B)	1958 Buddy Dial (E)		Ron Waedemon (OT)
		1925 Wash Underwood (G)		Carl Russ (B)			Mark Williams (PK)
		1926 Wash Underwood (G)	1947 J.W. Magee (G)		1959 Rufus King (G)	1973 Bruce Henley (DB)	
		1930 Bill Morgan (G)		Joe Watson (C)	1960 Johnny Burrell (E)		Cornelius Walker (NG)
2004	Joel Armstrong, Raymorris Barnes, Bio Bilaye-Benibo, David Carter, Jonathan Cary, Buck Casson, Rob Daniel, Matt Ginn, Andy Hall, Robby Heos, Ross Huebel, John Syptak, Edgar Vega, Joe Don Wood	1931 Lou Hassell (T)	1948 Joe Watson (C)			1976 Tommy Kramer (QB)	
		1933 Fred Lauterbach (T)		Froggy Williams (E)	1961 Johnny Burrell (E)		Kenneth Roy (TE)
		1934 John McCauley (B)	1949 Ralph Murphy, T		Roland Jackson (B)	1980 Robert Hubble (TE)	
			Joe Watson (C)		Robert Johnston (T)		Robert Williamson (LB)
				Froggy Williams (E)	1962 Gene Raesz (E)	1982 Deron Miller (TE)	
				Gerald Weatherly (LB)	1963 Johnny Nichols (G)	1985 Antonio Brinkley (RB)	
		1935 John McCauley (B)	1950 Paul Gioski (T)		Malcolm Walker (C)		Steve Kidd (P)
		Leche Sylvester (E)	1951 Bill Burkhalter (DB)				Darrick Wells (WR)
		Bill Wallace (B)		Bill Howton (E)	1964 Dale Calihan (DE)	1986 Quentis Roper (KR)	
		1939 Olie Cordill (B)	1952 Bill Crockett (OT)		1965 Jim Vining (OT)		Dwain Turner (DT)
		1940 Moose Hartman (T)		Richard Chapman (DG)	1966 Chuck Latourette (DB)	1987 Courtney Hall (C)	
		Ken Whitlow (C)		Don Rhoden (LB)	1967 Jay Collins (DE)		Donald Hollas (DB)
		1941 Art Goforth (G)	1953 Richard Chapman (T)			1988 Courtney Hall (C)	
		1942 Dick Dwelle (B)		Kosse Johnson (B)			Donald Hollas (DB)
		Weldon Humble (G)		Kenny Paul (G)	1969 Roger Roitsch (DT)	1989 O.J. Brigance (LB)	
		Carl Russ (B)		Leo Rucka (C)	1970 Bucky Allshouse (DB)		David Griffin (DB)
		1943 Charles Malmberg (T)	1954 Dicky Maegle (B)				Eric Henley (WR)
		1944 H.J. Nichols (G)		Kenny Paul (G)	1971 Rodrigo Barnes (LB)	1990 O.J. Brigance (LB)	
		George Walmsley (B)		Eddie Rayburn (T)			Trevor Cobb (RB)
		1945 Bob Nemir (B)	1957 Buddy Dial (E)		1972 Rodrigo Barnes (LB)		Clint Parsons (PK)
		1946 Weldon Humble (G)		Matt Gorges (G)			Richard Segina (C)
				King Hill (QB)			Trey Teichelman (OG)
				Larry Whitmire (T)			

## All-Conference USA Academic Team

2007	Robbie Heos, Andrew Sendejo
2008	James Casey, Andrew Sendejo
2009	Travis Bradshaw, Clark Fangmeier, Andrew Sendejo
2010	Travis Bradshaw, Brandon Long, Cheta Ozougwu

## All-Southwest Conference

1919	Shirley Brick (E)
1920	John Underwood (G) Eddie Dyer (B)

1991	Trevor Cobb (RB) Trey Teichelman (OG) Eric Henley (WR) Matt Sign (NG) Tony Barker (LB) Alonzo Williams (LB)
1992	Donald Allen (PR) Mike Appelbaum (OG) Billy Baldwin (OT) Trevor Cobb (RB) Chris Cooley (OG) Bert Emanuel (QB) Tom Hetherington (C) Jimmy Lee (WR) Matt Sign (NG) Emmett Waldron (LB) Sean Washington (DB)
1993	Nathan Bennett (DB) Chris Cooley (OT) Bobby Dixon (DB) Mike Ecklund (OG) Yoncy Edmonds (RB) Bert Emanuel (QB) Jimmy Golden (OT) Tom Hetherington (C) Jimmy Lee (WR) Corey Seymour (DT) Emmett Waldron, LB

	Sean Washington, DB
1994	Chris Cooley (OG) Bobby Dixon (DB) Spencer George (RB) Brynton Goynes (DT) Ed Howard (WR) Larry Izzo (LB) Ndukwe Kalu (DE) Jeff Sowell (DB)
1995	Warrick Franklin (DB) Brynton Goynes (DT) Larry Izzo (LB) Tucker Phillips (P) Jeremy Thigpen (C)

### Houston Post SWC MVP

1940	Bob Brumley (B) Kenneth Whitlow (C)
1946	Carl Russ (B) Weldon Humble (G)
1949	Joe Watson (C)
1951	Bill Howton (E)
1953	Kosse Johnson (B)
1954	Dicky Maegle (B)
1957	King Hill (QB)
1958	Buddy Dial (E)

1961	Robert Johnston (G)
1976	Tommy Kramer (QB)
1992	Trevor Cobb (RB)

### All-WAC

1996	Warrick Franklin (DB) Spencer George (RB) Ndukwe Kalu (DE) Michael Perry (KR) Tucker Phillips (P) Jeremy Thigpen (C) Charles Torello (OG)
1997	Andy Clifton (DE) Chad Nelson (QB) Michael Perry (RB) Charles Torello (OG) LaDoughyous McCalla (DB)
1998	Terrence Melton (DE) Charles Torello (OG) Rashad Reynolds (LB) LaDoughyous McCalla (DB)
1999	Derek Crabtree (PK) Dan Dawson (LB) Neal Gray (OG) Jason Hebert (DB)

	Judd Smith (DT)
2000	Rod Beavan (OT) Dan Dawson (LB) Travis Hale (P) Jason Hebert (DB) Travis Ortega (DB)
2001	Dan Dawson (LB) Heath Fowler (OT) Brandon Green (DE) Billy Harvin (OT) Jason Hebert (DB) Joe Bob Thompson (LB)
2002	Greg Gatlin (DB) Brandon Green (DE) Keith Meyer (OL)
2003	Chris DeMunbrun (OL) Jared Scruggs (P) Ben Stephens (OL)
2004	Terry Holley (DB) Scott Mayhew (OL) John Syptak (DL)

### All-Conference USA

2005	John Syptak (DL) Quinton Smith (RB)
2006	Jarett Dillard (WR)

	Brian Raines (LB) Robby Heos (OG) Courtney Gordon (DE) Andray Downs (DB) Quinton Smith (RB)
2007	Chase Clement (QB) Jarett Dillard (WR) Robbie Heos (OG) Brian Raines (LB)
2008	Chase Clement (QB) C-USA Most Valuable Player
2008	David Bailiff C-USA Coach of the Year
2008	David Berken (OL) James Casey (WR) Chase Clement (QB) Jarett Dillard (WR) Brian Raines (LB)
2009	Scott Mitchell (OT) Scott Solomon (DT)
2010	Travis Bradshaw (SAF) Brandon Long (DS) Kyle Martens (P) Cheta Ozougwu (DE)
2011	Kyle Martens (P) Scott Solomon (DE)

# ALL-STAR PARTICIPANTS

Rice has been well-represented in college football all-star games over the years. Tommy Kramer was the Offensive MVP of the 1976 Senior Bowl while Ndukwe Kalu took home Defensive MVP honors at the 1996 Senior Bowl. Most recently, Jarett Dillard played in the 2009 East-West Shrine Game held across town at the University of Houston's Robertson Stadium.

## East-West Shrine Game

Year	Player (Position)
1936	Bill Wallace (B)
1936	Leche Sylvester (E)
1940	Olie Cordill (B)
1941	Moose Hartman (T)
1942	Bob Brumley (B)
1948	Virgil Eikenberg (QB)
1949	Jake McBride (E)
1950	Lee Stonestreet (C)
1951	Sonny McCurry (E)
1951	Bill Howton (E)
1952	Don Rhoden (LB)
1955	Dicky Maegle (RB)
1958	Buddy Dial (E)
1960	Bill Bucek (QB)
1962	Gene Raesz (E)
1965	Malcolm Walker (C)
1966	Chuck Latourette (DB)
1979	Doug Cunningham (E)
1980	Earl Cooper (RB)

1993	Trevor Cobb (RB)
1994	Nathan Bennett (DB)
1999	LaDoughyous McCalla (DB)
2002	Dan Dawson (DB)
2009	Jarett Dillard (WR)
2010	Cheta Ozougwu (DE)

## AACA Hula Bowl

Year	Player (Position)
1954	Dicky Maegle (RB)
1957	King Hill (QB)
1960	Bill Bucek (QB)
1961	Rufus King (G)
1962	Johnny Burrell (E)
1963	Johnny Nichols (G)
1973	Bruce Henley (DB)
1982	Robert Hubble (TE)
1986	James Hamrick (PK)
1987	Steve Kidd (DB-P)
1998	Andy Clifton (DE)
1998	Benji Wood (RB)

1999	LaDoughyous McCalla (DB)
2000	Chad Richardson (RB)
2003	Brandon Green (DE)
2005	Jeremy Calahan (DL)
2005	Greg Wilson (OL)
2006	John Syptak (LB)
2007	Jared Scruggs (P)

## Senior Bowl

Year	Player (Position)
1962	Roland Jackson (RB)
1964	Malcolm Walker (C)
1964	Russell Wayt (DB)
1972	Gary Butler (TE)
1976	Tommy Kramer (QB-MVP)
1976	Kenneth Roy (TE)
1980	Earl Cooper (RB)
1982	Robert Hubble (TE)
1986	James Hamrick (PK-DNP)
1989	Courtney Hall (C)
1991	Donald Hollas (QB)

1992	Eric Henley (WR)
1993	Trevor Cobb (RB)
1994	Bert Emanuel (QB-WR)
1996	Ndukwe Kalu (DE-South Defensive MVP)

## Blue-Gray Game

Year	Player (Position)
1940	Ken Whitlow (C)
1944	H.J. Nichols (G)
1947	Jim Spruill (T)
1947	J.W. Magee (G)
1947	Harold Stockbridge (B)
1948	Nick Lanza (E)
1948	Huey Keeney (B)
1952	Bill Crockett (OT)
1955	Eddie Rayburn (T)
1958	Gene Jones (E)
1958	J.D. Smith (T)
1959	Gordon Speer (B)
1961	Butch Blume (B)

1961	Larry Anthony (B)
1961	Tommy Minter (LB)
1964	Gene Fleming (B)
1965	Jim Vining (T)
1970	Bucky Allshouse (DB)
1971	Stahle Vincent (RB)
1971	Bob Brown (E)
1972	Mark Williams (PK)
1972	Ron Waedemon (OT)
1972	Rodrigo Barnes (LB)
1973	Preston Anderson (DB)
1975	Alan Pringle (PK)
1975	Jody Medford (DT)
1976	Tommy Kramer (QB)
1976	Danny Johnson (OT)
1976	Kenneth Roy (TE)
1979	Earl Cooper (RB)
1981	Robert Hubble (TE)
1985	James Hamrick (PK)
1990	Donald Hollas (QB-DNP)
1990	Richard Segina (C)

2000	Travis Ortega (LB)
2000	Adrian Sadler (DB)
2001	Dan Dawson (DB)

### **AFC A All-America Bowl**

<b>Year</b>	<b>Player (Position)</b>
1960	Gordon Speer (HB)
1961	Rufus King (G)
1962	Roland Jackson (RB)
1963	Gene Raesz (E)
1964	John Mims (T)
1971	Stahle Vincent (RB)
1973	Sammy Johnson (OT)
1976	Larry Brune (DB)

### **North-South Shrine Game**

<b>Year</b>	<b>Player (Position)</b>
1959	Gordon Speer (HB)
1960	Johnny Burrell (E)
1961	George Karam (T)
1962	Randy Kerbow (QB)
1962	Roland Jackson (RB)
1962	Johnny Cole (C)
1962	Gene Raesz (E)
1963	Johnny Nichols (G)
1964	John Mims (T)

1964	Dale Calihan (E)
1965	Ronnie Cervenka (DB)
1970	Roger Roitsch (DT)
1970	Brownie Wheless (OT)
1972	Gary Butler (TE)
1972	Bart Goforth (OG)
1973	Preston Anderson (DB)
1975	Alan Pringle (PK)
1976	Rodney Norton (LB)

### **Chicago College All-Star Game**

<b>Year</b>	<b>Player (Position)</b>
1946	Bill Blackburn (C)
1950	Joe Watson (C)
1950	Tobin Rote (QB-DNP)
1950	Froggy Williams (E-DNP)
1951	Bill Howton (E)
1953	Ron Rhoden (T)
1954	Richard Chapman (T-DNP)
1955	Dicky Maegle (B)
1958	King Hill (QB)
1959	Buddy Dial (E)
1965	Malcolm Walker (C)
1965	Russell Wayt (DB)

### **Canadian-American Bowl**

<b>Year</b>	<b>Player (Position)</b>
1979	Jim Frith (DE)

### **Japan Bowl**

<b>Year</b>	<b>Player (Position)</b>
1982	Joel Baxter (PK)
1982	Michael Calhoun (QB)

### **Intajuce North-South Classic**

<b>Year</b>	<b>Player (Position)</b>
2006	Quinton Smith (RB)
2006	Marcus Rucker (LB)

### **Villages Gridiron Classic**

<b>Year</b>	<b>Player (Position)</b>
2005	Terry Holley (DB)

### **Texas vs. The Nation All-Star Game**

<b>Year</b>	<b>Player (Position)</b>
2007	Quinton Smith (RB)
2008	George Chukwu (DT)

### **Eastham Energy College All-Star Game**

<b>Year</b>	<b>Player (Position)</b>
2010	Brandon Long (DS)

### **CASINO DEL SOL ALL STAR GAME**

<b>Year</b>	<b>Player (Position)</b>
2011	Tyler Smith (RB)
	Chris Jammer (CB)

# TEAM AWARDS

## George Martin Award

The George Martin Award recognizes a long-time Houston restaurateur that began honoring Rice's most valuable player in 1925. He directed the annual selection until his death in 1962. The recipient is now chosen by a secret ballot of team members.

### Year Player (Position)

1925	Wash Underwood (C)
1926	Wash Underwood (C)
1927	Merle Comstock (B)
1928	Danny Allnoch (B)
1929	Bush Jones (G)
1930	Bill Morgan (G)
1931	Lou Hassell (T)
1932	Joe Lagow (G)
1933	Harry Witt (B)
1934	John McCauley (B)
1935	Bill Wallace (B)
1936	Buck Friedman (B)
1937	Ernie Lain (B)
1938	Walter Williams (E)
1939	Olie Cordill (B)
1940	Ken Whitlow (C)

1941	Art Goforth (G)
1942	Weldon Humble (G)
1943	Charles Malmberg (T)
1944	George Walmsley (B)
1945	Bob Nemir (B)
1946	Weldon Humble (G)
1947	J.W. Magee (G)
1948	Gerald Weatherly (C)
1949	Joe Watson (C)
1950	Bill Howton (E)
1951	Bill Howton (E)
1952	Don Rhoden (C)
1953	Kosse Johnson (B)
1954	Kenny Paul (G)
1955	Lew Harpold (G)
1956	Jerry Harris (C)
1957	King Hill (QB)
1958	Gene Jones (E)
1959	Bill Bucek (QB)
1960	Jim Stroud (C)
1961	Butch Blume (HB)
1962	Gene Raez (E)
1963	Johnny Nichols (G)
1964	Malcolm Walker (C)

1965	Jim Vining (T)
	David Ferguson (HB)
1966	Chuck Latourette (DB)
1967	Hugo Hollas (DB)
1968	Leland Winston (OT)
1969	Steve Bradshaw (DG)
1970	Bucky Allshouse (DB)
1971	Stahle Vincent (RB)
1972	Gary Butler (TE)
1973	Carl Swierc (WR)
1974	Jody Medford (DT)
1975	John Coleman (RB)
1976	Tommy Kramer (QB)
1977	David Houser (WR)
1978	David Houser (WR)
1979	Earl Cooper (RB)
1980	Robert Williamson (LB)
1981	Michael Calhoun (QB)
1982	Melvin Robinson (WR)
1983	Phillip Money (QB)
1984	Melvin Robinson (WR)
1985	Antonio Brinkley (RB)
1986	Quentis Roper (QB-KOR)
1987	Courtney Hall (C)

1988	Courtney Hall (C)
1989	Donald Hollas (QB)
1990	Trevor Cobb (RB)
1991	Trevor Cobb (RB)
1992	Trevor Cobb (RB)
1993	Bert Emanuel (QB)
1994	Byron Coston (RB)
1995	Larry Izzo (LB)
1996	Chad Nelson (QB)
1997	Chad Nelson (QB)
1998	LaDoughyous McCalla (DB)
1999	Chad Richardson (QB)
2000	Dan Dawson (LB)
2001	Kyle Herm (QB)
2002	Brandon Green (DE)
2003	Kyle Herm (QB)
2004	Ed Bailey (RB)
2005	Quinton Smith (RB)
2006	Jarett Dillard (WR)
2007	Chase Clement (QB)
2008	Chase Clement (QB)
2009	Andrew Sendejo (DB)
2010	Travis Bradshaw (SAF)
	Cheta Ozougwu (DE)

2011	Tyler Smith RB
------	----------------

## Joe F. Lipscomb Award

Awarded annually to the team's most outstanding freshman, the Joe F. Lipscomb Award is decided by a squad vote.

### Year Player (Position)

1971	Jake Smitherman (LB)
1972	Ken Doucette (LB)
1973	Mark Roquemore (LB)
1974	David Houser (WR)
1975	Tony Hackebeil (RB)
1976	Robert Williamson (LB)
1977	Michael Downs (DB)
1977	Randy Hertel (QB)
1978	Weldon Meeks (RB)
1979	Tim Sanders (RB)
1980	Doug Johnson (QB)
1981	Kevin Trigg (RB)
1982	Alvin Rettig (DB)
1983	Dwain Turner (DT)
1984	Mark Comalander (QB)
1985	Quentis Roper (QB)
1986	Everett Coleman (DB)

1987	Nigel Codrington (DB)
1988	Terry Thornton (DB)
1989	Trevor Cobb (RB) Matt Sign (NG)
1990	Nathan Bennett (RB) Kolis Crier (TE)
1991	Josh LaRocca (QB)
1992	Larry Izzo (LB) Emerson Allen (WR)
1993	Ndukwe Kalu (DE)
1994	Chad Nelson (QB-PK)
1995	Michael Perry (RB)
1996	Judd Smith (NG)
1997	Jake Jackson (NG)
1998	B.J. Forgunson (DT)
1999	Brandon Green (DE)
2000	Robbie Beck (RB)
2001	Clint Hatfield (RB)
2002	Marcus Battle (WR)
2003	Chad Price (DB)
2004	Joel Armstrong (QB)
2005	Jarett Dillard (WR)
2006	Andrew Sendejo (DB)
2007	James Casey (WR)
2008	Chris Jammer (DB)

2009	Charles Ross (DB)
2010	Jeremy Eddington (RB)
2011	Bryce Callahan (CB)

### George R. Brown Offense Awards

Originated in 1971, the George R. Brown Offense Awards are given annually to the outstanding lineman, back and receiver. The receiver was not added to the award until 1976. Brown, chairman of Brown & Root Contractors, was a Rice graduate and former chairman of the university's Board of Trustees. He was one of the most active supporters of the university until his death in 1983.

#### Year      Player (Position)

1971	Ron Waedemon (L) Stahle Vincent (B)
1972	Bart Goforth (L) Bruce Gadd (B)
1973	David Vandiver (L) Gary Ferguson (B)
1974	Randy Eggemeyer (L) Gary Ferguson (B)
1975	James Liska (L) Ed Lofton (B)
1976	Danny Johnson (L) James Sykes (B)

	Doug Cunningham (R)
1977	John Joyce (L) Earl Cooper (B) David Houser (R)
1978	Dwayne Moyer (L) Earl Cooper (B) Doug Cunningham (R)
1979	Keith Kveton (L) Earl Cooper (B) Robert Hubble (R)
1980	Darryl Grant (L) Calvin Fance (B) Hosea Fortune (R)
1981	Donny Martin (L) Michael Calhoun (B) Hosea Fortune (R)
1982	Donny Martin (L) Tim Sanders (B) Melvin Robinson (R)
1983	Scott McLaughlin (L) Kevin Trigg (B) Ricky Askew (R)
1984	Scott McLaughlin (L) Marc Scott (B) Melvin Robinson (R)
1985	Bobby Nunez (L) Antonio Brinkley (B)

	Darrick Wells (R)
1986	Russell Moses (L) Quentis Roper (B) Kenny Major (R)
1987	Courtney Hall (L) Lorenzo Cyphers (B) Todd Jones (B) Darrell Goolsby (R)
1988	Courtney Hall (L) Quentis Roper (B) Mike Boudousquie (R)
1989	Allen Koch (L) Richard Williams (B) Eric Henley (R)
1990	Richard Segina (L) Trevor Cobb (B) Courtney Cravin (R) Eric Henley (R)
1991	Trey Teichelman (L) Trevor Cobb (B) Eric Henley (R)
1992	Chris Cooley (L) Trevor Cobb (B) Jimmy Lee (R)
1993	Chris Cooley (L) Yoncy Edmonds (B) Byron Coston (B)

	Jimmy Lee (R)
1994	Chris Cooley (L) Jimmy Lee (B) Ed Howard (R)
1995	Jeremy Thigpen (L) Yoncy Edmonds (B) Jeff Venghaus (R)
1996	Jeremy Thigpen (L) Spencer George (B) Jason Blackwell (R)
1997	Charles Torello (L) Michael Perry (B) Jason Blackwell (R)
1998	Charles Torello (L) Michael Perry (B) Jason Blackwell (R)
1999	Neal Gray (L) Chad Richardson (B) Raphael Tillman (R)
2000	Rod Beavan (L) Jamie Tyler (B) Gavin Boothe (R)
2001	Billy Harvin (L) Kyle Herm (B)



	Rashad Reynolds (LB)
	Warrick Franklin (B)
1997	Andy Clifton (L)
	Rashad Reynolds (LB)
	LaDoughyous McCalla (B)
1998	Terrence Melton (L)
	Rashad Reynolds (LB)
	LaDoughyous McCalla (B)
1999	Judd Smith (L)
	Wesley Kubesch (LB)
	Dan Dawson (LB)
	Jason Hebert (B)
2000	Jake Jackson (L)
	Rashard Pittman (LB)
	Travis Ortega (B)
	Dan Dawson (B)
2001	Brandon Green (L)
	Dan Dawson (LB)
	Joe Bob Thompson (LB)
	Jason Hebert (B)
2002	Brandon Green (L)
	Jeff Vanover (LB)
	Greg Gatlin (B)
2003	John Syptak (L)
	Jeff Vanover (LB)
	Terry Holley (B)
2004	Jeremy Calahan (L)

	John Syptak (L)
	Adam Herrin (LB)
	Terry Holley (B)
2005	John Syptak (L)
	Adam Herrin (LB)
	Chad Price (B)
2006	Courtney Gordon (L)
	Brian Raines (LB)
	Andray Downs (B)
2007	George Chukwu (L)
	Brian Raines (LB)
	Andrew Sendejo (B)
2008	Scott Solomon (L)
	Brian Raines (LB)
	Andrew Sendejo (B)
2009	Scott Solomon (L)
	Terrance Garmon (LB)
	Travis Bradshaw (B)
2010	Cheta Ozougwu (L)
	Justin Hill (LB)
	Travis Bradshaw (B)
2011	Scott Solomon (L)
	Justin Allen (LB)
	Bryce Callahan (B)

### James W. Glanville Award

Named after the former Rice treasurer and member of the board of governors, the Glanville Award goes to the player who has achieved excellence in athletics, academics and integrity.

#### Year Player (Position)

1992	Trevor Cobb (RB)
1993	Josh LaRocca (QB)
1994	Josh LaRocca (QB)
1995	Chris Cooley (OG)
1996	Jason Winship (DT)
1997	Andy Clifton (DE)
1998	Judd Smith (DT)
1999	Mike Gingrich (RB)
2000	Travis Ortega (DB)
2001	Joe Bob Thompson (LB)
2002	Brandon Green (DE)
2003	Chris DeMunbrun (OL)
2004	Raymorris Barnes (DB)
2005	John Syptak (DL)
2006	Andray Downs (DB)
2007	Bio Bilayae Benibo (RB)
2008	James Casey (WR)
2009	Travis Bradshaw (DB)
2010	Travis Bradshaw (DB)
2011	Travis Bradshaw (DB)

### Billy Ed Daniels Award

The Daniels Award is given to the player who exhibits the qualities most desired in a teammate: hustle, devotion and attitude. The award is selected by a vote of the coaching staff and is named after the longtime supporter of the university and former letterman (1950-52) who passed away in 1990.

#### Year Player (Position)

1990	Shane Hollas (TE)
1991	Pio Hocate (DB)
1992	Greg Willig (QB)
1993	Randy Garcia (DE)
1994	Jeff Epp (RB)
1995	Jeff Sowell (DB)
1996	Kevin Masek (LB)
1997	Mark Spinner (OT)
1998	Keilone Gordon (RB)
1999	Judd Smith (DT)
2000	Ben Wulf (QB-RB)
2001	Dan Dawson (LB)
	Jason Hebert (DB)
2002	Vincent Hawkins (RB)
2003	Chris DeMunbrun (OL)
2004	Scott Mayhew (OL)
2005	Adam Herrin (LB)

2006	Dietrich Davis (LB)
2007	Marcus Knox (RB)
2008	Andrew Sendejo (DB)
2009	Marcux Knox (RB)
2010	Kevin Pool (RB)
2011	Turner Petersen (RB)

### "Bloody Joe" Davis Award

The "Bloody Joe" Davis Award goes to the player or players who most display the competitive spirit of the legendary Rice assistant coach, rising above pain and injury to be the best player possible.

#### Year Player (Position)

1991	Matt Sign (NG)
	Charles Gulbranson (DT)
1992	Joey Wheeler (LB)
1993	Jimmy Lee (WR)
1994	Jimmy Lee (RB)
1995	Joe Davis (LB)
	Jay Lamy (DB)
1996	Chad Nelson (QB)
1997	Benji Wood (RB)
1998	Judd Smith (DT)
1999	Clint Leschber (RB)
2000	Larry Brown (DT)

	Jason Hebert (DB)
2001	Dan Dawson (LB)
2002	B.J. Ferguson (DL)
2003	Kyle Herm (QB) Jeff Vanover (LB)
2004	Jeremy Calahan (DL) Cotey-Joe Cswaykus (DL)
2005	Cory Laxen (OL)
2006	Andray Downs (DB)
2007	Andrew Sendejo (DB)
2008	Brian Raines (LB)
2009	Terrance Garmon (LB)
2010	Eric Ball (OG)
2011	Scott Solomon (DE)

### Bill Whitmore Award

Selected by the coaching staff, the Bill Whitmore Award goes to the most improved offensive player during spring drills. The award is named after the university's first full-time sports information director (1950-84) who passed away in August, 2002.

Year	Player (Position)
1987	Lorenzo Cyphers (RB)
1988	Mike Boudousquie (WR)
1989	Scott Reeves (OL)

1990	Mike Appelbaum (OL)
1991	Herschel Crowe (WR)
1992	Jimmy Lee (WR)
1993	Clemente Torres (TE)
1994	Pat Callahan (RB)
1995	Yoncy Edmonds (RB)
1996	Mike Jones (TE)
1997	Tony Washington (WR)
1998	Anthony Griffin (RB)
1999	Evans Meeks (WR)
2000	Jeremy Hurd (QB)
2001	Gilbert Okoronkwo (WR)
2002	Ed Bailey (RB)
2003	Ed Bailey (RB) Ryan Simonak (WR)
2004	Joe Moore (RB)
2005	Joe Don Wood (RB)
2006	Trey Hopson (RB)
2007	Chase Clement (QB)
2008	John Thomas Shepherd (QB)
2009	Keshawn Carrington (C)
2010	Pierre Beasley (WR)
2011	Andre Gautreaux (WR)

### Joe Davis Award

Also selected by the coaching staff, the Davis Award winner is the most improved defensive

player in the spring. Joe Davis was the legendary Rice assistant football (1940-70) and head basketball (1943-49) coach. He passed away in January, 1990.

Year	Player (Position)
1987	Stephen Holmes (DB)
1988	David Alston (DT)
1989	Bill Stone (LB)
1990	Brian Symonette (LB)
1991	Nathan Bennett (DB)
1992	Emmett Waldron (LB)
1993	Deric Rutherford (DE)
1994	Derrick Williams (LB)
1995	Jay Lamy (DB)
1996	Rashad Reynolds (LB)
1997	Terrence Melton (DE)
1998	David Grenardo (DB)
1999	Wes Kubesch (LB)
2000	Justin Engler (LB)
2001	Ross Lassley (DE)
2002	Corey Evans (DB)
2003	Adam Herrin (LB) William Wood (DL)
2004	Omeke Alikor (LB)
2005	Vernon James (LB)

2006	Victor Brooks (DL) Marcus Rucker (LB)
2007	Courtney Gordon (DE)
2008	Willie Garley (LB)
2009	Cheta Ozougwu (DE)
2010	Justin Hill (LB)
2011	Bryce Callahan (CB)

### Bob Quin Award

One of Rice's highest honors, the Bob Quin Award is given to the University's most outstanding all-around senior male student-athlete. It is given in memory of Bob Quin, a well-respected Rice student-athlete who passed away during a trip across the Atlantic Ocean in 1930. A group of Quin's friends felt that there would be no more suitable memorial to him than to establish an award at Rice to be given each year to the male student-athlete who exemplifies distinction in athletics, academics and leadership.

Year	Player	Sport
1931	E.J. (Dick) Jamerson	Football
1932	Reuben Albaugh	Golf
1933	Gordon Nicholson	Football
1934	Fred Alter	Tennis

1935	Harry Fouke	Football
1936	Harry Witt	Football, Basketball
1937	Howard Nicholls	Football
1938	James Nance	Football
1939	Douglas Sullivan	Football
1940	Frank Guernsey	Tennis
1941	Dick Morris	Tennis
1942	Chester Palmer	Basketball
1943	Bob Tresch	Football
1944	Clarence R.Darling, Jr.	Basketball
1945	William "Bill" Henry	Basketball
1946	John R.Donaldson	Track & Field
1947	Vince Buckley	Football
1948	Don Anderson	Football
1949	Augie Erfruth	Track & Field
1950	J.A. (Froggie) Williams	Football
1951	Charles L.Tighe	Football
1952	Billy Burkhalter	Football
1953	Dickie Bob Haddox	Football
1954	Dick Chapman	Football
1955	Kenny A.Paul	Football
1956	John A. Zimmerman	Tennis
1957	Clayton D. Williams	Tennis
1958	Matt D.Georges	Football
1959	Raymond Chilton	Football
1960	Charles O.Pollard, Jr.	Football
1961	Boyd King	Football

1962	Bob Johnson	Football
1963	Fred Hansen	Track & Field
1964	John Sylvester	Football
1965	Walter McReynolds	Football
1966	George Stroup	Track & Field
1967	Chuck Latourette	Football
1968	Jay Collins	Football
1969	Leland Winston	Football & Track
1970	Dick Fuqua	Baseball
1971	Burke Grandjean	Track & Field
1972	Stahle Vincent	Football
1973	John Allen	Swimming
1974	Ken Stadel	Track & Field
1975	Danny Carroll	Basketball
1976	Jeff Wells	Track & Field
1977	Mark Bockeloh	Football
1978	Chris Mullen	Tennis
1979	Elbert Darden	Basketball
1980	Mike Novelli	Track & Field
1981	Lamont Jefferson	Football
1982	Bobby Tudor	Basketball
1983	David Edwards	Baseball
1984	Danny Blonien	Golf
1985	William Moore	Track & Field
1986	Michael Lee	Football
1987	Danny Burgess	Football
1988	Jon Christian	Golf

1989	John Graf	Swimming
1990	Raoul Karp	Track & Field
1991	John "Jay" Thompson	Track & Field
1992	George Alexander	Track & Field
1993	Shuta Ishibe	Track & Field
1994	Todd Schoettelkotte	Basketball
1995	Adam Peakes	Basketball
1996	Jay Lamy	Football
1997	Larry Thompson	Football
1998	Adam Reiser	Track & Field
1999	Thomas N. Benford	Football
2000	Juddson "Judd" Smith	Football
2001	Mike Wilks	Basketball
2002	Tom Ring	Track & Field
2003	Brandon Green	Football
2003	Omar-Seli Mance	Basketball
2004	Richard & William Barker	Tennis
2005	Raymorris Barnes	Football
2006	John Syptak	Football
2007	Luke Stadel	Track & Field
2008	Cole St. Clair	Baseball
2009	David Berken	Football
2010	Jason Colwick	Track & Field
2011	Travis Bradshaw	Football

### Rice University's Texas Sports Hall of Fame Inductees

#### Year Player (Sport)

1956	Jimmy Kitts (Football)
1958	Fred Wolcott (Track)
1961	Pete Cawthon (Football)
1962	Cecil Grigg (Football)
1966	Eddie Dyer (Baseball)
1967	Fred Hansen (Track)
1969	Weldon Humble (Football)
1970	Buster Brannon (Basketball)
1970	Jess Neely (Football)
1978	Bill Wallace (Football)
1980	Dicky Maegle (Football)
1980	Jack Patterson (Track)
1984	Bob Kinney (Basketball)
1984	Emmett Brunson (Track)
1985	James "Froggy" Williams (Football)
2004	Wayne Graham (Baseball)
2009	Lance Berkman (Baseball)
2011	Tobin Rote (Football)

### Rice University's National Football Foundation Hall of Fame Inductees

#### Rice University's

#### Year Inducted Player

1961	Weldon Humble
1965	James "Froggy" Williams
1978	Bill Wallace
1979	Dicky Maegle
1993	Buddy Dial
2012	Tommy Kramer

#### Year Inducted Coach

1954	John W. Heisman
1971	Jess Neely

# RICE LETTERMAN LIST

## • AAA •

Rayford Abraham	1983-84-85-86	Jack (Bucky) Allshouse	1968-69-70
Justin Abt	2004-05-06-07	G.F. Alsbrook	1956
Bert Adams	1985-86	David Alston	1985-86-87-88
Carroll Adams	1931-32	Kevin Ancell	1985
Doug Adams	1984-85	Don Anderson	1945-46-47
Tom Adams	1977, 1979-80	Gary Anderson	2005-06-07
Joseph Agnew	2006	John Anderson	1948-49
Tolu Akinwumi	2011	Preston Anderson	1971-72-73
Ray Alborn	1959-60-61	Rene Aninao	2001
Shawn Alberding	1989-90-91-92	Gene Antil	1957 (Manager)
Dennis Alexander	1968	Larry Anthony	1960-61
George Alexander	1965-66-67	Mike Appelbaum	1989-90-91-92
M.H. Alexander	1918-19, 1921	Antoine Arbuckle	1981-82
Tommy Alexander	1968-69-70	Ron Arceneaux	1971-72
Randy Alford	1970-71-72	William Ard	1934-35-36
Omeke Alikor	2003-04-05-06	Alvaro Arenas	1975
Davon Allen	2008-09-10-11	George Armstrong	1942
Donald Allen	1988, 1992	Henry Armstrong	1942, 1946-47
Chase Allen	1995-96-97	Joel Armstrong	2004-05-06-07
Emerson Allen	1992-93-94-95	Kris Armstrong	1993-94
Frank Allen	1949-50	G.L. Arnold	1945
Justin Allen	2010-11	Harry Arthur	1936-37-38
J.J. Allen	1928	Percy Arthur	1933-34
Robert Allen	1950	Twyman Ash	1956
Travis Allen	1930	Adrayll Askew	1992-93-94-95
Marvin Allensworth	1983	Ricky Askew	1981-82-83
Isaac Allison	2000-01	Jesse Atkins	1933-34-35
J.D. Allnoch	1927-28	Gene Auldridge	1966-67-68
		Scott Austin	2005-06-07

Charles Avants	1973-74
Howard Ayers	1963-64
Max Anyiam	2007-08-09-10

## • BBB •

Johnny Bagwell	1993, 1995
William Bagwell	1941
Ed Bailey	2001-02-03-04
Pat Bailey	1957-58
Gabe Baker	2010
Louis Balady	1989-90-91-92
Billy Baldwin	1989-90-91-92
Matt Baldwin	1996-97-98-99
A.M. (Red) Bale	1934-35
Eric Ball	2009-10-11
Larry Ball	1977-78
Van Ballard	1949
Lute Barber	2005-06-07
Tony Barker	1990-91
Eric Barkett	1983
Brent Barnes	1973-74-75
Melvin Barnes	1933-34
Raymorris Barnes	2001-02-03-04
Rodrigo Barnes	1969, 1971-72
Jean Barras	1955
C.A. Barrett	1921
Kensley Barrett	1999
Bert Barron	1963-64-65
Joe Barron	1968-69

Dennis Barry	1977-78-79-80
Aaron Bassett	1998
Livy Bassett	1939-40
Bill Batchelor	1968-69-70
Jeremy Bates	1997, 1999
Marcus Battle	2002-03-04
Voddie Baucham	1989
Cody Bauer	2009-10
Larry Baugh	1971-72
Joel Baxter	1981-82
J.E. Beall	1915
Andy Beard	1995-96-97-98
Pierre Beasley	2008-09-10
Rod Beavan	1996-98-99-2000
Robbie Beck	2000-01-02-03
Nathan Beck	1980, 1982
Karlon Bedford	1996-97-98-99
H.L. Bell	1916-17-18
H.W. Bell	1945
John Belton	1936
Jarrett Ben	2008-09
Thomas Benford	1995-96-97-98
Jason Benjamin	2002
Nathan Bennett	1990-91-92-93
L.V. Benningfield	1965-66-67
Bubba Berg	1971-72
Aaron Berger	1926-27
David Berken	2005-06-07-08
Dale Bernauer	1969

Don Bernshausen	1971-72-73
Wayne Bertsch	1962-63-64
Joey Beville	1974-75-76-77
R.S. Bickford	1920-21-22
Bob Biering	1934-35
Brad Bierstedt	1979-80-81-82
John Biggs	1994
Bio Bilaye-Benibo	2005-06-07
Brent Bishop	1997
Charles Blackburn	1970
William Blackburn	1941-42
F.B. Blackstone	1926-27-28
Jason Blackwell	1995-96-97-98
Calvin Blair	1981
Dennis Blair	1975-76-77-78
Bernie Blaschke	1979-80-81
Butch Blume	1960-61
Charles Boatman	1960
Mark Bockeloh	1973-74-75-76
Wade Bode	1971-72-73
Larry Boehnemann	1975-76
F.C. Boettcher	1918, 1920-21-22
Milton Bohannon	1930-31
Matt Bolding	2003-04-05
Henry Bollman	1934-35
James Bommarito	1987
Guy Booker	1975-76-77-78
Gavin Boothe	2000-01
Mike Boudousquie	1985-86-87-88

Greg Boston	1975-77
Chris Boswell	2010-11
Al Boughton	1951
Richard Bowe	1962-63-64
Charles Bowen	1960-61
Lindsay Bowen	1941-42
Donald Bowers	1987-88-89-90
Bobby Bowman	1949
Roland Boyce	1972-73, 1975
Brandon Boyd	2000-01-02-03
Kevin Brabham	1994-95-96-97
Andre Brackens	2010-11
B.H. Bradbaer	1943-44-45
F.S. Braden	1927-28
Emmanuel Braden	1948-49-50
Leroy Bradley	1998-99-2000-01
Steve Bradshaw	1967-68-69
Travis Bradshaw	2008-09-10-11
Carmen Brandon	1933-34-35
Robert Brandon	1937-38-39
William Brandon	1936-37
Dick Brannon	1938-39
Ted Brannon	1941-42
Neal Branscum	1964-65
Daniel Brast	1960
Jeff Brast	1977-78
LaRay Brashers	1970-71-72
C.A. Brett	1920
Ray Brewster	1986-87

Shirley Brick	1915-16-17, 1919	DeWayne Burnett	1982-83-84-85	Douglas Canter	1977	Tommy Clanton	1970-71-72	Tony Conley	1968-69	Ernest Crockett	1977-78-79
Blois Bridges	1952-53	Max Burnett	1960	John Cardwell	1970	Drew Clardy	2003-04-05-06	Quin Connelley	1933	Herschel Crowe	1990-91-92-93
Thad Bridges	1995-96	Tony Burnett	1983-84	Gary Carley	1969-70	Derek Clark	2010	Kevin Conrad	1995	L.C. Crutchfield	1943
O.J. Brigrance	1987-88-89-90	Johnny Burrell	1959-60-61	Nico Carlson	2011	Jeff Clark	1914-15	Taylor Cook	2010-11	Cotey-Joe Cswaykus	2002-04
James Briggs	1955-56	Michael Burt	1981-82-83-84	Dan Carlton	1970-71	Rand Clark	1974	Chris Cooley	1992-93-94-95	Cullie Culpepper	1972-73-74
Trey Briggs	2009-10	Gary B. Butler	1970-71-72	Eddy Carnes	1970	Chase Clement	2005-06-07-08	Don Coontz	1981	R.E. Cummings	1913-14
Antonio Brinkley	1981, 1983-84-85	Gary O. Butler	1981-82-83-84	Keshawn Carrington	2008-09-10-11	Scott Clements	1981-82	DeJaun Cooper	2003-04-05-06	Doug Cunningham	1975-76-77-78
John Brock	2003	Everett Burton	1993-94-95	Drew Carroll	2011	Steve Clements	1989-90	Earl Cooper	1976-77-78-79	W.B. Cunningham	1920
Rondel Brock	1973-74-75	Charles Buxton	1966	F.R. Carroll	1916	Andy Clifton	1994-95-96-97	Vaquero Cooper	1972	Lorenzo Cyphers	1985-86-87-88
Bo Broeren	1977-78-79	Judson Byars	1966	Edward Carson	1974	Billy Cline	1938	Paxton Corder	2000		
Victor Brooks	2006-07-08	James Byrd	1933	Carson	1920	Henry Clore	1932-33	Olie Cordill	1937-38-39		
Ward Broom	1983-84	Lance Byrd	2003-04-05-06	Harmon Carswell	1950	W.P. Clyde	1914-15	John Cornett	1960-61		
Paul Brotze	1988-89-90			David Carter	2003-04	Coan	1914-15	Don Costa	1954		
Blair Brown	1996-97			Jonathan Cary	2005-06-07	Trevor Cobb	1989-90-91-92	Byron Coston	1991-92-93-94		
E.V. Brown	1918-19-20			James Casey	2007-08	James Cochran	1963	Kayne Coulter	1986-87-88-89		
Jeff Brown	1940-41			Buck Casson	2004-05	Nigel Codrington	1987-88-89-90	Pat Courtney	1989		
Larry Brown	1998-99-2000-01			Alex Castano	1992	Dan Coffee	1936-37-38	Vince Courville	1981-82		
Spencer Brown	1960-61			Andrew Cates	2003-04-05	John Coffee	1930-31	Billy Cox	1960-61-62		
Bob Brown	1969-70-71			Troy Cates	1980-81-82-83	Frank Cogdell	1935	Gary Cox	1973-74-75		
W.E. Brown	1913-14-15-16			James Cauley	1957	Johnny Cole	1961-62	John L. Cox	1943-44		
Bob Brumley	1939-40-41			Ronnie Cervenka	1963-64-65	Everett Coleman	1986-87-88-90	LaVon Cox	1953-54		
Mark Brundage	2008-09			Danny Cestero	2001	John Coleman	1972-73-74-75	Clif Crabtree	1969, 1971-72		
Larry Brune	1973-74-75			R.E. (Roy) Chambers	1921-22-23	Trey Coleman	2003	Derek Crabtree	1998-99-2000-01		
Billy Bucek	1957-58-59			Richard Chapman	1951-52-53	Mike Collier	1975-76-77-78	Ryan Craig	2006-07-08		
Joe Buck	1970-71-72			David Cherry	1974-75-76	Eddy Collins	1973-74-75-76	W.O. Crain	1926		
Donald Bulanek	1973-74			Bill Chilivets	1971-72	Edwin Collins	1971-72-73	Courtney Cravin	1987-88-89-90		
Stanley Burge	1976			Raymond Chilton	1956-57-58	Jay Collins	1965-66-67	J. F. Crawford	1937		
Danny Burgess	1983-84-85-86			Jonathan Chism	2000-01-02-03	Larry Collins	1981-82-83-84	Marshall Crawford	1953-54-55		
Eddie Burgoyne	1983, 1985-86			T.F. Chmelik	1945	Mike Collins	1978, 1980-81	Richard Crayton	1981, 1983		
Sammie Burk	1950, 1953			Rick Christon	1983	Roger Collins	1968-69-70	Cleo Creamer	1937		
Percy Burke	1930-31-32			Craig Christopher	1963-64-65	Mark Comalander	1984-85-86-87	Kolis Crier	1990-91-92		
Bill Burkhalter	1949-50-51			George Chukwu	2004-05-06-07	Merle Comstock	1926-27	Clint Crisp	2001-02		
						Herman Conklin	1930-31-32	Bill Crockett	1950-51-52		

• CCC •

• DDD •

Dan Dawson	1998-99-2000-01	Larry Dueitt	1957-58	Eddie Enriquez	1988-89-90	Jaylon Finner	2011	Joseph Friedman	1934-35-36	Spencer George	1993-94-95-96
Joel Dawson	1988-89-90-91	Darryl Duffie	1983	Jeff Epp	1994	Mike Firestone	1979-80	Pat Friend	1972	Pat N. Gerald	1961
Jack Day	1950-51-52	E.R. Duggan	1918-19-20-21	Augie Erfurth	1945	Chris Fisher	1973-74-75	Jim Frith	1975-76	Pat S. Gerald	1983
Harlon Dearing	1963, 1964-66	Richard Duggan	1988-89-90-91	David Erwin	1981	Billy Fisk	1951-52	Michael Fritsch	1961	Joel Giddens	1984-85-86-87
Ricardo Deckard	1990-91	Julian Duncan	1995-96-97-98	Ed Erwin	1969-70	Brendon Fitzgerald	1991-92-93	Jack Frye	1931	Jared Gilbert	2004-05
Chris DeMunbrun	2001-02-03	Frank Dunnigan	1948-49 (Manager)	Jarrett Erwin	1997-98-99-2000	Tim Fitzpatrick	1988-89-90	Howard Fulwiler	1913-14-15	Trevor Gillette	2010-11
Patrick Dendy	2000-01-02-03	Taylor Dupree	2007-08-09-10	John Eskridge	1962	Gene Fleming	1962-63-64			Greg Gillingham	1990-91
E.W. DePrato	1918-19-20-21	J.R. Dutton	1921	Braxton Evans	2005	Christian Fletcher	2011			Donald Gillis	1955, 1957
Craig Desmond	1989	Dick Dwelle	1940-41-42	Corey Evans	1998, 2000-02	Larry Flournoy	1967 (Manager)			Mike Gingrich	1995-96, 1998-99
Marvin DeWoody	1939-40	E.H. (Eddie) Dyer	1918-19-20-21	Ernest Evans	1984-85	Sam Flowers	1937			Matt Ginn	2003, 2005
Carlton Derrett	1976-77-78	Raymon Dyer	1960-61 (Manager)	Rishone Evans	2002	Harris Forbes	1971-72 (Manager)			John Gioffre	2008-09-10-11
Buddy Dial	1956-57-58			Jack Everett	1939-40	John Forbes	1934-35-36			Paul Giroski	1949-50
Albert Dickey	1930-31-32			Ricky Evrad	1977	Kevin Ford	2002			James Givens	1983-84
J.E. Dickson	1941-42					Shelburne Ford	1958-59			Vernon Glass	1948-49-50
Jarett Dillard	2005-06-07-08	Jim Earthman	1977-78-79			Walter Ford	1977-78-79			Earl Glassie	1939
Joey DiQuinzo	1977-78	Mike Ecklund	1991-92-93			B.J. Forgunson	1998-99-2000-02			George Glauser	1948-49-50
Bobby Dixon	1992-93-94-95	Jeremy Eddington	2010-11			Robert Forrester	1998			Steve Gleaves	1975, 1977-78-79
Toren Dixon	2006-07-08-09	Dan Edling	1981-82			Hosea Fortune	1979-80-81			Tommy Godard	1971-72-73
William Doak	1978	Yoncy Edmonds	1992-93-94-95			Lawrence Fortuné	1995			Byron Godfrey	1994-95-96-97
Larry Doolen	1966	Larry Edwards	1974-75-76			Dan Foster	1980-81			Art Goforth	1939-40-41
J.R. Dormant	1916-17	Randy Eggemeyer	1973-74-75			Harry Fouke	1933-34			Bart Goforth	1970-71-72
Garrett Dornon	2004	Virgil Eikenberg	1942, 1946-47			Heath Fowler	1998-99-2000-01			Bill Goins	1991-92-93
Christopher Douglas	2006-07-08	Alfred Ellis	1979			J.J. Fox	1945			Jimmy Golden	1992-93
Truman Douty	1931-32	Baron Ellis	1940-41			Alex Francis	2011			Layton Goleman	1952-53-54
Andray Downs	2003-04-05-06	Ron Ellis	1990, 1991-93			Johnnie Frankie	1934-35-36			Mike Gonzales	1987-88
Michael Downs	1977-78-79-80	Donald Elsik	1963-64			Warrick Franklin	1993-94-95-96			Mike Goode	1971-72-73
James Doyle	1964-65-66	Bert Emanuel	1992-93			Bill Frazier	1951-52			Jeramy Goodson	2008-09
Dan Drake	1951-52	Kody Emmert	2008-09-10			Corey Frazier	2009-10-11			Buford Goodwin	1922
Ronald Dreyer	1962	David England	1979-80			Ed Freeny	1985			Darrell Goolsby	1984-85-86-87
Thomas Driscoll	1930-31-32	Justin Engler	2000-01-02							Courtney Gordon	2003-04-05-06
Victor Driscoll	1930-31-32	Terry English	1970							Keilone Gordon	1995-96-97-98
Drummond	1919	Andy Erickson	2010							Matt Gorges	1955-56-57

Brynton Goynes 1992-93-94-95  
 Ronnie Graham 1962  
 Darryl Grant 1977-78-79-80  
 Charles Grantham 1953  
 Jerry Graves 1956-57-58  
 Bobby Gray 1992-93-94  
 Ian Gray 2011  
 Neal Gray 1996-97-98-99  
 Richard Gray 1980-81-82  
 Brandon Green 1999-2000-01-02  
 G.M. Green 1917  
 J.R. Green 1937-38-39  
 T.W. Green 1929  
 Buddy Gregory 1984-85-86  
 David Grenardo 1995-96-97-98  
 David Grice 1988-89  
 Anthony Griffin 1997-98-99-2000  
 David Griffin 1988-89-90-91  
 Louis Griffin 1975-76  
 Scott Grimes 1996-97-98-99  
 G.E. Grininger 1943-44  
 L.H. Gripon 1915-16  
 Dale Grounds 1969-70-71  
 Charles Gulbrinson 1990-91-92  
 Gerald Gusler 1957-58



Tony Hackebeil 1975-76  
 Dickie Bob Haddox 1950-51-52  
 C.M. Haden 1943  
 Don Hager 1937-38-39

W.W. Hair 1919-20  
 Frank Hairston 1937-38  
 Billy E. Hale 1962-63-64  
 Chris Hale 1968, 1970-71  
 Gene Hale 1941  
 Travis Hale 1999-2000-01-02  
 W.R. (Billy) Hale 1930  
 W.L. Hale, Jr. 1922-23-24  
 Robert Hailey 1965-66-67  
 Barney Haley 1933  
 Bill Haley 1992  
 Andy Hall 2003-04-05  
 Chris Hall 1993  
 Courtney Hall 1985-86-87-88  
 Jerry Hall 1954-55  
 Lee Haltom 1915  
 Halworthy 1919  
 Robbie Hamilton 2005-06  
 James Hamrick 1983-84-85  
 Paul Hancock 1936-37-38  
 Bill Haner 1937-38  
 Wes Hansen 1976, 1978-79  
 C.A. Hanson 1944  
 Lee Hammett 1930-31-32  
 Robert Hammond 1968  
 Edwin Hander 1930-31-32  
 A.W. Harder 1928  
 Jeremy Harper 2003  
 Lew Harpold 1953-54-55  
 Wayne Harpold 1979-80-81-82  
 Archie Harris 1982-83  
 Jerry Harris 1955-56

Odis Harris 1930-31-32  
 Tommy Harris 1982, 1984  
 Henry Harrison 1973-74  
 Dan Hart 1951-52-53  
 Alvin Hartman 1958-59-60  
 Fred Hartman 1938-39-40  
 Sammy Hartman 1987-88-89-90  
 Brice Harvey 1991  
 Billy Harvin 1998-99-2000-01  
 Lou Hassell 1930-31  
 Mark Hatch 1981, 1983  
 Clint Hatfield 2001-02-03-04  
 Ron Hatfield 1962  
 Vincent Hawkins 1999-2000-01-02  
 Dustin Haynes 2002-03, 2005  
 Tobin Haynes 1970-71-72  
 Donald Hayward 1968-70  
 Bubba Heard 2005-06-07  
 William Heard 1940-41  
 R.H. (Hal) Heath 1917-18-19  
 Clay Hebert 2010-11  
 Jason Hebert 1998-99-2000-01  
 W.C. Heflin 1922-24  
 Joe Heikkinen 1983-84-85-86  
 Kelly Hejtmanick 2000-01  
 August O. Hein 1930  
 Greg Heiskel 1983  
 John Held 1956  
 Greg Henderson 2001-02-03-04  
 James Henderson 1964-65-66  
 Joe Henderson 1967-68-69  
 Thomas A. Henderson 1929

Tommy Henderson 2005-06-07-08  
 Bruce Hendrickson 1956  
 Joey Henke 1982-83  
 Bruce Henley 1971-72-73  
 Eric Henley 1988-89-90-91  
 Robby Heos 2004-05-06-07  
 Kyle Herm 2000-01-02-03  
 Adam Herrin 2002-03-04-05  
 John Paul Hershey 1970-71-72  
 Randy Hertel 1977-78-79-80  
 E.W. Herting, Jr. 1925-26, 1928  
 Charles Hester 1981-82-83-84  
 David Hester 1966-67  
 Tom Hetherington 1990-91-92-93  
 J.C. Heyck 1924-25  
 Jake Hicks 2008-09-10-11  
 Bryan Hill 1978-79-80-81  
 Justin Hill 2007-08-09-10  
 King Hill 1955-56-57  
 Louis D. Hill 1930  
 Malcolm Hill 2011  
 Ross Hill 2011  
 Glen Hine 1964-65-66  
 Glen Ray Hines 1986-87  
 Jess Hines 1936-37-38  
 Jimmy Hines 1987-89  
 Garland Hinman 1932  
 Eugene Hinyard 1966-67-68  
 Pio Hocate 1991  
 Paul Hochuli 1925-26  
 Howard Hoelscher 1956-57  
 Dick Hoerster 1945-46-47

Jon Hodde 2011  
 Kevin Hodges 1982-83  
 Robert Hoffmann 1978-79-80  
 Dana Hogan 1991-92-93-94  
 Michael Holder 1964  
 Lamoine Holland 1954  
 Donald Hollas 1987-88-89-90  
 Hugo Hollas 1965-66-67  
 Richard Hollas 1971-72-73  
 Shane Hollas 1989-90-91-92  
 Will Hollas 1985-86, 1988  
 Terry Holley 2001-02-03-04  
 Ronnie Holliday 1965  
 Ben Hollingsworth 1963  
 Michael Holman 2002  
 Dwayne Holmes 1981-82-83-84  
 Stephen Holmes 1984-85-86-87  
 Greg Holloran 1996-97  
 H.L. Hood 1943  
 Jeff Hood 1985-86-87-88  
 Mike Hooks 1989-90-91-92  
 W.A. Hooper 1928  
 J.M. Hopkins 1924  
 Reggie Hopkins 1978  
 David Hornberger 2001  
 Joe Hornberger 2001  
 Cary Horton 1990-91-92  
 Brent Hotard 2008-09-10-11  
 David Houser 1974, 1976-77-78  
 C.C. Howard 1944-45  
 Ed Howard 1991-92-93-94  
 Gabe Howe 2001-02

Bill Howton 1949-50-51  
 Will Hubbard 1962, 1964  
 Robert Hubble 1978-79-80-81  
 John Hudson 1951-52-53  
 Ross Huebel 2002-03-04  
 Matt Huelsman 1994  
 John Huff 1965  
 Brent Huffman 1995-96-97  
 Scott Huffman 1999-2000-01-02  
 Andrew Hughes 1995-96-97-98  
 Arthur Hughes 1935-36-37  
 Macon Hughes 1967-68, 1970  
 Mario Hull 2011  
 Tim Hum 1985  
 Weldon Humble 1941-42, 1946  
 Ted Humphreys 1984-85, 1987-88  
 Dan Hunt 1964  
 Kyle Hunter 1979  
 Jeremy Hurd 2000, 2002-03  
 V.K. Hurd 1913-14  
 Hal Husbands 1937-38-39  
 Monte Hutchinson 1968-69-70  
 Elmo Hutzler 1933  
 N.E. Hyde 1926-27-28



J.W. Irvine 1922  
 John Isaac 1986-87-88  
 R.A. Isaacks 1943  
 Larry Izzo 1992-93-94-95

# •JJJ•

Fred Jacob	1942
Cedrick Jackson	1994
Clifford Jackson	1989-90-91-92
Jake Jackson	1997-98-99-2000
Keith Jackson	1989, 1991-92
Roland Jackson	1959-60-61
Shan Jackson	1995-96-98-99
T.H. Jackson	1916
Richard Jamerson	1930-31
Vernon James	2005-06-07-08
Chris Jammer	2008-09-10-11
A.J. Jarrell	1917
D.C. Jarvis	1916-17, 1919-20
Jay Jefferson	1982-83
Keith Jefferson	1989
Lamont Jefferson	1977-78-79-80
Larry Jester	1993
Randy Jinks	1968
George Jinks	1967
Albert Johnson	1954-55-56
Carl Johnson	1952-53
Cedrick Johnson	1977, 1979-80
Clint Johnson	1998-99-2000-01
Danny R. Johnson	1973-74-75-76
David (Kosse) Johnson	1951-52-53
Donald Johnson	1968, 1970
Doug Johnson	1980, 1982-83-84
Eddie Johnson	1983-84
Eric Johnson	1984-85-86-87
Freddy Johnson	1979-80
Kevin Johnson	1994

Preston Johnson	1964
Sammy Johnson	1971-72-73
Robert Johnston	1959-60-61
Ronnie Johnston	1969-70-71
Bush Jones, Jr.	1927-28-29
Chris Jones	2007-08-09-10
Donnell Jones	1982, 1984-85
E.R. Jones	1929-30
Gene Jones	1956-57-58
Jason Jones	1993
M.A. Jones	1946
Mike Jones	1994-95-96-97
Todd Jones	1984-85-86-87
T.R. Jones	1944
Donald Jordan	1958-59 (Manager)
W.B. Joseph	1925-26
G.B. Journey	1913-14
John Joyce	1976-77-78-79
Luke Juist	2004-05-06-07

# •KKK•

E.F. Kalb	1913-14-15-16
Ndukwe Kalu	1993-94-95-96
George Karam	1960-61
Mike Keavney	1985
Gene Keel	1940
Henry Kellogg	1933
Gordon Kellogg	1953-54
W.W. Kendrick	1925
A.R. Kennedy	1917, 1920-21
J.B. Kennedy	1945

Mack Kennedy	1957
Ross Kennedy	1928-29
Wayne Kennedy	1966-67-68
Huey Keeney	1945-46-47-48
Gordon Kellogg	1952-53-54
David Kelley	1956-57
Jerry Kelley	1961-62-63
Jim Kelley	1974-75
John Kelly	1947-48-49
John Kelly	1971-72-73
Pat Kelly	1972-73
Randy Kerbow	1960-61-62
Rick Kern	1975
David Keys	1968-69-70
Steve Kidd	1983-84-85-86
L.L. Kilgore	1943
Kent Killion	1977-78-79-80
Robert Kimbro	1930
Donald Kindred	1989-90-91-92
Boyd King	1958-59-60
Brandon King	2005-06-07-08
Gilbert King	1969-70-71
Greg King	1987-88-89-90
Rufus King	1958-59-60
Randy Kitchens	2007-09-10-11
Chester Klaerner	1930-31
Dylan Klare	2010-11
Clifford Klindworth	1935-37
Max Kloesel	1959, 1962 (Manager)
Scott Kloesel	1983-84-85
H.L. Klotz	1922-23
Brent Napton	1986-87-88

Charles Knight	1956-57-58
Dewitt Knight	1932
Joe J. Knipple	1926-27-28
William Knowles	1977, 1979-80
Marcus Knox	2006-07-08-09
Allen Koch	1986-87-88-89
Koenig	1927
Koty Kothmann	1981-82
Jordan Kramer	2000, 2002-03-04
Michael Kramer	1972
Ronald Kramer	1957
Tommy Kramer	1973-74-75-76
Rolf Krueger II	2003-04-05-06
Wes Kubesch	1996-97-98-99
Klein Kubiak	2010-11
J.W. Kucera	1943
Louis Kunetka	1939-40
Marvin Kunkel	1957
Michael Kutzler	2011
Keith Kveton	1977-78-79-80

# •LLL•

Tony Labay	1965-66
Gary LaBerge	1959
Dick Lagow	1965-66
Fay Lagow	1931-32-33
Joe Lagow	1933-34
Ernie Lain	1937-38-39
R.L. Lamb	1923
Jay Lamy	1992-93-94-95
Joe Lamy	1994

Mike Landrum	1973-74-75
Brennan Landry	2002-03-04-05
Matt Landry	1936-37-38
Buck Laning	1973, 1976
Bob Lantrip	1948-49
Nick Lanza	1946-47-48
Josh LaRocca	1991, 1993-94-95
Ross Lassley	2000-01-02-03
Otha Latin	1988-89-90-91
Bill Latourette	1970-71
Chuck Latourette	1964-65-66
Fred Lauterbach	1931-32-33
Richard Lauterbach	1933
Winston LaVan	1990-91-92
Mendel Laviage	1955
D.C. Lawrence	1921, 1923
F.A. Lawrence	1943-44
Cory Laxen	2003-04-05
Gilbert Leach	1929
Joseph Leary	2007-08
Michael Lecclier	1998
Richard Ledo	2011
Delwood Lee	1949
Derwood Lee	1948-49
Jimmy Lee	1991-92-93-94
K.E. Lee	1929-30
LaMar Lee	1952-53
Lyndon Lee	1995
Mark Lee	2000
Mike Lee	1982, 1984-85
Randy Lee	1969-70-71
Tommy Lee	1989

Wade Lee	1987-88
Kenneth Lefner	1967-68
Tanner Leland	2010-11
Lester Lehman	1965-66-67
Clint Leschber	1996-97-98-99
Norman Letts	1933-34
Msonthi Levine	1992
Keith Lewis	1984-85-86-87
Kerry Lewis	1991-92
Ryan Lewis	2009
Tommy Lewis	1973-74, 1976
Walter Ligon	1959-60
Ronnie Lillard	2008-09
Andy Lindblade	1984-85
Preacher Lindsay	1917, 1919
James Liska	1973-74-75
Steve Lister	1983-84
Gene Little	1950-51-52
Bobby Lively	1958-59-60
Richard Lockman	1979
Mark Lodge	1996
Ed Lofton	1973-74-75
G.A. Lokey	1922
Brandon Long	2007-08-09-10
Bob Loper	1975-76-77
Thomas Lott	2003-04-05
R.F. Loughridge	1925-27, 1931
Terry Lowe	1982-83-84
Alex Lowry	2009
Raul Loya	1983-84-85-86
Bruse Loyd	1983-84
Jason Lucas	1988-90

Kramer Lucio 2008-09-10  
 Lance Luedeker 2003, 2005-06  
 D.B. Lunday 1942  
 Bryan Lyssy 1993-94

• **MMM** •

David Maberry 1985-86-87-88  
 A.A. Macaluso 1945  
 Trey Macaluso 2005  
 Alastair MacPhail 1989-90  
 Odis Mack 1978-79-80  
 Dicky Maegle 1953-54  
 John W. Magee 1942-46-47  
 Roddy Maginot 2008-09  
 Bert Magness 1930  
 Kenny Major 1985-86  
 Doug Malcomb 1981-82  
 Daniel Malin 1961-62  
 Charles Malmberg 1941-42-43, 46  
 Kim Malone 1969-70-71  
 Mike Malone 1970  
 W.A. Malseed 1944  
 Frankie B. Mandola 1966-67-68  
 David Mangold 1984-85-86, 1988  
 Jerry Manning 1972  
 Brandon Manning 1998-99-2000-01  
 Ron Manning 1986-87-88  
 David Mantor 1955-56  
 Casey Marchbanks 2007-08  
 Ronnie Marsh 1967-68-69  
 Kyle Martens 2008-09-10-11

Donny Martin 1979-80-81-82  
 Henry Martin 1959  
 R.J. Martin 1944  
 Anton Martinkus 1930  
 Kevin Masek 1994-95-96  
 J.L. Mason, Jr. 1944-45  
 Terry Mason 1970  
 Travis Mason 2006-07-08-09  
 Wayland Mason 1984-85-86-87  
 R.D. Mathias 1915  
 Rock Mathis 1983, 1986  
 Raymond Mauldin 1959  
 Joe Tom Maxwell 1965  
 Lee May 1930  
 Scott Mayhew 2002-03-04  
 Sam Mays 1933-34-35  
 Louis Mazzurana 1962  
 Malden McArthur 1930-31  
 Mark McArthur 1983  
 Ross McBrayer 1937  
 Jake McBride 1945, 1948  
 William McCabe 1972-73-74  
 W.J. McCaine 1921  
 LaDouphyous McCalla 1995-96-97-98  
 Wally McCampbell 1984  
 George McCable 1928-29-30  
 John McCauley 1932, 1934-35  
 William McClay 1985-86-87-88  
 Wayne McClelland 1959  
 Mike McCollum 1971  
 Johnny McCoy 1980-81  
 Clifford McCraw 1957-58

James L. McCullough 1933  
 Dee McCurry 1972-73-74  
 Sonny McCurry 1949-50-51  
 John McDonald 1964-65  
 Mike McDonald 1970  
 Vance McDonald 2009-10-11  
 Calvin McDougale 1939-40-41  
 E.H. McFarland 1917-18-19  
 J.W. McFarland 1914-15-16-17  
 G.A. McGee 1919-20-21-22  
 Sam McGuffie 2010-11  
 Taylor McHargue 2010-11  
 Brad McKay 1985-86-87-88  
 H.R. McKean 1921  
 Rusty McKeever 1973  
 Stan McKinney 1982-83-84  
 Jim McKinnon 1930-32  
 W.L. McKinnon 1928  
 Scott McLaughlin 1983-84  
 Tyrone McLaurin 1987  
 Josh McMillan 1997-98-99-2000  
 Ryan McMillan 1997-98  
 James McPhail 1948-49 (Manager)  
 Joe McPhail 1949  
 Walter McReynolds 1962-63-64  
 W.M. McVey 1924  
 Micah Meador 2002-03-04  
 Jody Medford 1972-73-74  
 Larry Medford 1971-72-73  
 Evan Meeks 1999, 2001  
 Mace Meeks 1986-87  
 Weldon Meeks 1978-80-82

Charles Mehr 1933  
 Floyd Melcher 1937, 1939  
 Terrence Melton 1995-96-97-98  
 Jeff Mercer 1992-93-94  
 Michael Merrick 2002-03-04  
 Willie Merritt 1998-99  
 Albert Metzler 1933-34  
 Keith Meyer 2000-01-02  
 Brian Mica 1981-82  
 Harold Mickelson 1931-32-33  
 Middleton 1917  
 Charles Miller 1963  
 Chris Miller 1990-91-92  
 Deron Miller 1981-82  
 Gene Miller 1957-58-59  
 Jimmy Miller 2005-06-07-08  
 Ralph Miller 1934  
 C.H. Mims 1929  
 John Mims 1961-62-63  
 George Miner 1944, 1946  
 Julius Mitchell 2000-01  
 Osby Mitchell 1980-81  
 Scott Mitchell 2007-08-09-10  
 Todd Mohr 2006-07-08  
 Phillip Money 1980-81-82-83  
 Ben Montgomery 1994-95-96  
 Wright Moody 1969-70-71  
 Bobby Moore 1950-51-52  
 Charlie Moore 1935-36-37  
 Donte Moore 2010-11  
 Joe Moore 2001-02-03-04  
 Lynwood Moore 1959

Norman Moore 1952 (Manager)  
 Steve Moore 1973-74-75-76  
 G.O. (George) Morgan, Jr. 1922-23-24  
 Rusty Morgan 1965  
 W.O. Morgan 1928-29-30  
 Alex Morris 1995-96-97  
 Joe Morris 1934-36  
 Russell Moses 1984-85-86-87  
 Max Moss 1987, 1989  
 Mitch Moss 1989, 1991  
 Will Moss 2005-06-08  
 Anthony Mowry 2000-01  
 Darrell Mouton 1977-78-79-80  
 Dwane Moyer 1975-76-77-78  
 Dwight Moyer 1975-76-77-78  
 Bert A. Mueller 1930, 1933  
 Jim Murphy 1989  
 Ralph Murphy 1946-47-48-49  
 T.R. Murphy 1945  
 G.H. Murray 1925, 1927  
 Virgil Mutschink 1955  
 Robert Myer 1930-31-32

• **NNN** •

Jerry Nacarrato 1970-71  
 James Nall 1942  
 Jim Nance 1936-37  
 P.E. Nash 1917, 1919-20-24  
 Stefan Nazar 2010  
 Billy Neal 1973-75-76  
 John Neece 1935-36-37

Terry Neely 1981  
 Wayneard Nellums 1979-80-81-82  
 Chad Nelson 1994-95-96-97  
 K.O. Nelson 1945  
 Paki Nelsno 1995  
 Rudolph Nelson 1978  
 Bob Nemir 1944-45  
 Horton Nesrsta 1951-52-53  
 Jack Neubauer 1970  
 Eric Neuhaus 2007  
 Alfred R. Neumann 1949-50  
 Jesse Neves 1973-74  
 Joe Neveux 1930-31  
 Rodd Newhouse 1994-95-96-97  
 Danny Newman 1976-77-78  
 H.J. Nichols, Jr. 1943-44, 1946  
 Johnny F. Nichols 1959  
 Johnny H. Nichols 1961-62-63  
 Howard Nicholls 1934-35  
 Douglas Nicholson 1965-66-67  
 Gordon Nicholson, Jr. 1931-32  
 N.L. Nicholson 1945, 1947  
 Scott Nimmons 2008  
 Pinky Nisbet 1953-54-55  
 Chris Nixon 1985-86-87, 1989  
 Ralph Noble 1946-47  
 Andy Nobles 1938  
 Stephen Noh 2011  
 Kim Noland 1975-76  
 Matt Nordstrom 2008-09-10-11  
 Wil Norris 2007  
 Rodney Norton 1972-73-74-75

Andrew Novak	2006	George Parry	1962-63	James Phorne	1983-84-85-86	Joe Price	1939-40-41	Alvin Rettig	1982-83	I.B. Rose	1945
Robert Nowlin	1942	Cedric Parson	1987	Joe Phy	1971-72-73	Steven Prichard	1966-67-68	Atwood Reynolds	1925	Jeff Rose	1974-75-76
Bobby Nunez	1982-83-84-85	Clint Parsons	1987-88-89-90	Pike Pickett	2001	Verlan Prichard	1940-41	Rashad Reynolds	1995-96-97-98	Joey Roseborough	1987, 1989
Cameron Nwosu	2010-11	Tom Parsons	1947-48	Pascual Piedfort	1966-67-68	Alan Pringle	1973-74	Don Rhoden	1950-51-52	Charles Ross	2009-10
• 000 •		Alden Pasche	1930-31	Randy Piel	1974-75-76	Atchley Procter	1953-54	Kyle Rice	1979-80-81-82	Tobin Rote	1946-47-48-49
Eric Ober	1994-95	Steve Pasterchick	1978-79	Clenzie Pierson	1980-81-82	Michael Procter	1965	Robert Rice	1963-64	Kent Rowald	1983-84-85
David Odem	1963	Zach Patt	2011	Kenneth Pinkston	1990-91-92	Rex Procter	1949-50	Barry Richardson	1965-66-67	Kenneth Roy	1974-75-76
Jeff Odom	1997	Brian Patterson	1981-82-83	Paul Piper	1962-63-64	Tim Procter	1977-78	Chad Richardson	1996-97-98-99	Laney Royal	1977-78
Steve Ogletree	1971-72	Michael Patterson	2009-10-11	James Pitman	2002-03-04	Steve Pruitt	1971-72-73	Dan Richardson	1932	Roy Royall	1934-35
J.M. Ogg	1925, 1927	William Patterson	1959	Rashard Pittman	1998-99-2000-01	Chris Ptaszek	2005-06-07-08	Darrell Richardson	1991-92	Will Rub	1977-78-79-80
Michael O'Grady	1965	Kenny Paul	1952-53-54	Bobby Plaster	1966-67-68	Oather Pugh	1949	Ernest Richardson	1965-66	Leo Rucka	1951-52-53
Gilbert Okoronkwo	1998-99-2000-01	L.L. Payne	1927-28	Gary Poage	1960-61	Frank Pustka	1966-67-68	Walter Richardson	1969-70	Marcus Rucker	2003-04-05-06
Larry O'Neal	1973-74-75	C.W. Pearce	1945	Dennis Pokluda	1973-74	Richard Pustka	1968	Rod Rickett	1980-81	Rudd	1916-17
G.W. Oprea	1945	Hart Peebles	1956, 1958	Charles Pollard	1957-58-59	• 000 •		Brian Rider	1967 (Manager)	Mike Ruehman	1983-84
John Orsak	1959	Tommy Peel	1970	C.O. Pollard	1918	Stone Quillian		Reggie Riggs	1980-81-82	Mike Ruff	1994-95-96
Travis Ortega	1997-98-99-2000	Thadis Pegues	2002, 2004-05	Ryan Pontbriand	1999-2000-01-02	• RRR •		Teddy Riggs	1950-51	Larry Ruffin	1996-97-98-99
Bryan Ottmers	1974	David Perkins	2004-05-06-07	Kevin Pool	2010	James Radcliffe	2011	Harold Riley	1947-48-49	Alvin Runnels	1979-80-81-82
Kerry Overton	1983-84-85-86	Hal Perkins	1974	Bendy Poole	1959	Gene Raesz	1959-60-61-62	Joel Rios	1981-82-83	Carl Russ	1944, 1946-47
Cheta Ozougwu	2007-08-09-10	Robert Perkins	1942	Paul Porras	2010-11	Brian Raines	2005-06-07-08	Jay Riviere	1954-55	Russ Russell	1970
• PPP •		Michael Perry	1995-96-97-98	Tom Posey	1940	Patrick Randolph	2007-08-09-10	Billy Robb	1937, 1939	T.N. Russell	1929
Harold Palmer	1937-38-39	Vince Pershing	1989-90	Nate Poss	1973-74-75-76	Don Rather	1958-59	S.J. Roberts, Jr.	1947-48-49	Deric Rutherford	1991-92-93-94
Jarrett Palmieri	1989-90-91-92	Edwin Peters	1959	J.P. Potts	1916, 1919	R.H. Ray	1922-23-24	Charles Robinson	1968-69-70	Don Rutledge	1976-77-78-79
Bryce Parker	1937	James Peters	1954-55	G.B. Powell	1919-20	Eddie Rayburn	1954-55	Melvin Robinson	1981-82-83-84	Frank Ryan	1956-57
E.M. Parker	1945-46-47-48	Turner Petersen	2010-11	Frank Power, Jr.	1927-28-29	Lance Redmon	2001	Merritt Robinson	1987-88-89	Leroy Rysa	1965
Richard Parker	1965	Archie Peterson	1963	Paul Power	1984-85	Claude Reed	1974-75	Allen Rodgers	1959	• SSS •	
Tyler Parish	2008-09-10-11	Jon Peterson	1972-73-74	Calvin Powitsky	1965-66	Sam Knox Reed	1967-68-69	Erik Rodriguez	1994	Nick Sabula	1999-2000-01-02
Don Parrish	1975-76-77-78	Virgil Phelps	1964-65	Kyle Prater	2011	Tommy Rees	1961	Jimmie Rogers	1936-37-38	Adrian Sadler	1997-98-99-2000
D.P. Parrish	1943-44	Bryan Phillips	1977-78-79-80	Chad Price	2003-04-05-06	Scott Reeves	1986-87-88-89	Ernie Rogers	1976-77-78	Mitchell Sadler	1941
		Dickie Phillips	1967-68	Herman Price	1936-37	D.J. Reneaux	1945	Page Rogers	1954-55	William D. Sadler	1932, 1934-35
		Donald Phillips	1956-57	Jack Price	1946-47-48-49			Roger Roitsch	1968-69-70	Kenneth Sam	1980-81
		Mike Phillips	1969-70-71					Kurt Roper	1992-93-94	Eric Sampson	1981-82-83-84
		Tucker Phillips	1993-94-95-96					Quentis Roper	1985-86-87-88		
								Mark Roquemore	1976		

Alfred Sanders	1975-76	John Searcy	1959	John Simonton	1993	C.C. Snell	1914	Don Stephens	1942	Jim Swanson	1964-65-66
Tim Sanders	1979-80-81-82	Bryan Seely	1974-75-76	Bill Simpson	1922	David Snellings	1971-72-73	John Stephenson	1959	Swartz	1921-22-23
Aaron Sandoval	1997-98-99, 2001	Ardie Segars	1973-74-75-76	David Simpson	1971-72	Mark Snyder	1978	Stevens	1915	P.D. Swatzell	1943
Herbert Sawyer	1929-30	Richard Segina	1987-88-89-90	Jim Simpson	1984-85	Ronnie Sollock	1967	Hugh Stevens	1938-39-40	Ahmad Sweeney	2008
A.C. Sauer	1926	Andrew Sendejo	2006-07-08-09	Ed Singletary	1937-38-39	Scott Solomon	2007-08-09, 11	Larry Stewart	1962-63	Carl Swierc	1971-72-73
A.P. Schoenfield	1927-28	D. Senuta	1945	Tommy Siragusa	1954-55	Mike South	1977-78	Pat Stidham	1974-75-76	John Sword	1971
Jake Scheuhle	1936-37-38	Marc Seguin	1980-81	Brandon Skeen	2000-01-02-03	Bryan Soward	1991-92-93	Elliston Stinson	1984-85	James Sykes	1973-74-75-76
Jon Schnable	1958-59	Corey Seymour	1989-90-92-93	Josh Skinner	2011	Jeff Sowell	1992-93-94-95	Harold Stockbridge	1941, 1946-47	John Syptak	2002-03-04-05
Charles Schoultz	1939 (Manager)	Hosam Shahin	2010-11	Doak Slay	1981-82	Clifford Sparks	2001-02-03-04	David Stockwell	1968-69-70	John Sylvester	1933-34-35
Bobby Schrader	1988-89-90	C.R. Shaw	1919	Buck Sloan	1939-40-41	Gordon Speer	1957-58-59	John Stoerke	1966-67	John Sylvester	1961-62-63
Karl Schraer	1986	Doug Shaw	1991	W.O. Smiley, Jr.	1925	Steve Spicer	1979-80-81	Bill Stone	1987-88-89-90	Brian Symonette	1989-90
Rudy Schrieder	1964	Eric Shaw	1985-86-87	Corbin Smiter	2006-08-10	Nick Spillios	1974-75-76	Bryant Stone	1954-55		
R.J. Schroeder	1951-52-53	Jimmy Shaw	2003	Bencil Smith	2005-06-08	Mark Spinner	1994-95-96-97	Morris Stone	1952-53-54		
Charlie Schuehard	1971-72 (mgr.)	M.W. Sheffield	1943-44	C.M. Smith	1945	James Spruill	1942, 1947	Lee Stonestreet	1949-50		
Max Schuebel	1951-52-53	Antwan Shell	1999-2000-01-02	Frank Smith	1961	Mike Spruill	1969-70-71	J.A. Stoppel	1928		
George Schulgren	1965-66-67	R.L. Shelton	1945	H.W. Smith	1922-23-24	Seaman Squyres	1930-31	Fred Stovall	1985		
Randall Schultz	1991	Robby Shelton	1966-67-68	J.D. Smith	1956-57-58	Brian Stacey	2008-09-10-11	Paul Strahan	1968-69-70		
Ronald Schultz	1959, 1961	Terry Shelton	1966-67	Joel Smith	1965-66	Joe Staley	1939-40	Russell Streeter	1994-95-96		
Robert Schulze	1932-33	Ja'Corey Shepherd	2005-06-07-08	Judd Smith	1996-97-98-99	W.M. Standish	1913-14-15	John Stroman	1975, 1977-78		
Joe Schwab	1984-85	John Thomas Shepherd	2006-07-08-09	Kenny Smith	1998-99-2000-01	John Stanfield	1973-74-75-76	Randolph Strong	1930-31-32		
Carl Schwartz	1947-48-49	Michael Shirk	1991-92-93	Kyle Smith	1981-82-83	Aaron Stanley	1993-94-95-96	David Stroud	1975-76		
Paul Scire	1981	Chris Shoppa	1980-81-82	LonDee Smith	1997-98-2000	Reinhardt Stanzel	1937-38-39	Max Stroud	1959-60		
Dexter Scott	1985-87	Tanner Schuck	2008-09-10-11	Michael Smith	2008-09-10-11	C.H. Starin	1945	Mark Stuart	1982-83		
Jack Scott	1929	Dan Shuford	1956	P.A. Smith	1929	E.Y. Steakley, Jr.	1936-37-38	Larry Stuppy	1990-91		
Kelly Scott	1932	Mark Shupak	1983	Quinton Smith	2004-05-06	Charles Stearns	1950	Joe Suggs	1971		
Marc Scott	1983-84-85-86	Matt Sign	1989-90-91-92	R.C. Smith	1943-44	Frank Steen	1934, 1936-37	Douglas Sullivan	1937-38		
Scraeder	1927	Gene Silver	1950-51	Raymond Smith	1934-35	Thomas Stellman	1959-60	R.S. Sullivan	1917, 1922		
Jared Scruggs	2003-04-05	Gerald Simila	1970	Robert Smith	1939	R.B. Stelzer	1943	Pete Sultis	1942, 1946		
W.F. Scruggs	1943-44	Billy Simmons	1958-59-60	Roland Smith	1983	Ben Stephens	2000-01-02-03	Don Suman	1939		
Ted Scruggs	1941-42, 1946	Kennett Simmons	1959-60-61-62	Ryan Smith	1999-2000-01	Travis Stephenson	2004	Robert Summerlin	1989-90		
Josh Seale	2000-01	Jack Simms	1942-43	Tyler Smith	2009-10-11	Sean Sterle	1986	Robert Susen	1975-76		
Edward Searcy	1957-58	Ryan Simonak	2003-04	Brannan Smoot	1985-86-87	Henry Stern	1937	Jeff Swab	1977		

• III •

Chance Talbert	2006-07-08-09
Brad Tally	1971-72
H.D. Tate	1943-44
Gene Taubert	1966-67-68
Carl Taylor	2005-06-08
Charlie Taylor	1975-76-77-78
Jordan Taylor	2011
Mac Taylor	1953
William Taylor	1946-47-48-49
Randolph Teakell	1977
Trey Teichelman	1988-89-90-91
Richard Terrell	1924
Arthur Terry	1993-94-95-96
Thurman Terry	1958
Tracy Terry	1971
Jeremy Thigpen	1993-94-95-96
E.F. Thomas	1929
Jamael Thomas	2010-11

Jeff Thomas	1984-85-86-87	Steve Tomkins	1984-85	David Vandiver	1971-72-73	William Walker	1963-64-65	Doyle Weldon	1950	Bobby Williams, Jr.	1979-80
Paul Thomas	1996-97	Charles Torello	1995-96-97-98	Jeff Vanover	2000, 2002-03	John Wall	2005	Clark Wells	1941	Byron Williams	1934-35
Rickey Thomas	1977-78-79-80	Clemente Torres	1992-93-94	Dan Van Winkle	1966-67	Bill Wallace	1932, 1934-35	Darrick Wells	1984-85	C.D. Williams	1929
Cameron Thompson	2007-08	Jacque Torres	1988-89	Ron Vaughn	1973-74-75	Brandon Wallace	2000-01	Denzel Wells	2010-11	Derrick Williams	1993-94-95
Charles Thompson	1955-56	M.J. Towns	1944	Edgar Vega	2002-04	John Wallace	1930-31-32	Todd Wernet	1977-78	James (Froggy) Williams	1946-47-48-49
Joe Bob Thompson	1998-99-2000-01	Orville Trask	1954-55	Lester Veltman	1957-58	Newell Wallace	1977-78-79-80	Ben Westcott	1996	Jared Williams	2009-10-11
Larry Thompson	1994-95-96	W.C. Treadway	1951-52-53	Jeff Venghaus	1994-95	Larry Walling	1970-71-72	Joey Wheeler	1989-90-91-92	Kenneth Williams	1955-56-57
Preston Thompson	2007-08	Robert Tresch	1940-41-42	Simon Verret	1950	Glenn Walls	1949-50-51	Paul Wheeler	1984	Mark Williams	1970-71-72
Roy Thompson	1985-86-87	Kevin Trigg	1981-82-83	Jack Vestal	1937	George Walmsley	1944-45-46-47	Brownie Wheless	1969-70	Richard A. Williams	1994
Steve B. Thompson	1981-82-83-84	Lyndal Trout	1973, 1975-76	Richard Vestal	1940	Dale Walters	1980-81-82-83	Aubrey White	2004-05-06-07	Richard C. Williams	1986-87-88-89
Steve M. Thompson	1986-87	Dwain Turner	1983-84-85-86	Cameron Vester	2009	R.L. Walters	1922	Claude White	1956-57	Rodney Williams	1980-81
Todd Thompson	1988-89-90-91	Jon Turner	2004-05-06-07	Tom Vickers	1935-36-37	C.A. Ward	1928	John White	2000-01-02	R.P. Williams	1919-20-21
Travis Thompson	2000-01-02	Melvin Turner	1987-88-89	Donell Victorian	1998-99	Sam Ward	1952	Johnson White	1990, 1992-93	S.J. Williams, Jr.	1924-25
Terry Thornton	1988-89-90-91	R.R. Turner, Jr.	1944	Mike Vietor	1995-96-97-98	Taylor Wardlow	2006-07-08-09	Julius White	2011	Travis Williams	1985-86
John Thrasher	1930-31-32	Shane Turner	2008-09	J.L. Vilbig	1918	Justin Warren	2011	Sean White	1999-2000-01-02	Walter Williams	1936-37-38
Jack Throckmorton	1954-55	Jamie Tyler	1998-99-2000-01	Randy Vincent	1959	Sean Washington	1991-92-93	Al Whitfield	1978-79-80-81	Windell Williams	1942, 1946
Raphael Tillman	1995, 1999	Mike Tyler	1969-70-71	Stahle Vincent	1969-70-71	Terrence Washington	1983	Jamey Whitlock	1994-95-96	Robert Williamson	1976-77-79-80
Kenneth Tilton	1959	Thomas Tyner	1965-66-67	Jim Vining	1963-64-65	Tony Washington	1996-97	Kenneth Whitlow	1938-39-40	Greg Willig	1989-90-91-92
James Timmons	1951-52			Charles Volz	1973	Halie Washington	1987	Larry Whitmire	1955-56-57	M.C. Willis	1923
Bobby Tischer	1977					Ronald Waters	1959	Donald Whittaker	1952	Luke Willson	2009-10-11
Douglas Tipton	1939-40					Joe Watson	1946-47-48-49	Jesse Whittenton	1973, 1976	Derras Wilmington	1993, 1995-96
Everett Todd	1979, 1981-82-83	C.J. Ugokwe	2006-07-08	Ron Waedemon	1969-71-72	Ted Watson	1950	Charlie Wiesbusch	2007-08	Antonio Wilson	1989-90-91-92
Jericho Toilolo	1980, 1983	Ronald Ulbrich	1963	Brett Wagner	1980-81-82	Robert Wayt	1959-60-61	Ben Wiggins	2002-03-04	Don Wilson	1953-54-55
Brandon Tolbert	2007-08	Kent Ulm	1968	Daniel (Hans) Wagner	1951-52	Russell Wayt	1962-63-64	Bobby Wilburn	1979	Frank Wilson	1977-78-79-80
A.M. Tomforde	1913-15	Ulrich	1923	Kurt Wagner	1993	Gerald Weatherly	1945, 1947-48-49	I.M. Wilford	1922-23-24	Greg Wilson	2001-02-03-04
		F.W. Underwood	1924-25-26	Ronnie Waldo	1964	David Webb	1959	John Wilkins	1963 (Manager)	Mike Wilson	1993-94-95
		J.A. Underwood, Jr.	1918-19-20-21	Emmett Waldron	1991-92-93-94	Max Webb	1958-59-60	Austin Wilkinson	2005-06-07-08	John R. Windrow	1958-59
		Martin Uwah	2010	Cornelius Walker	1972-73-74	Xavier Webb	2008-09-10-11	Jim Willard	1981	Tim Winn	1988, 1990-91
				Donahue Walker	1981-83	Matt Webber	1998-99-2000-01	Aaron Williams	2007-08-09-10	Jason Winship	1993-94-95-96
				Gene Walker	1963-64-65	T.A. Weems	1940	Adam Williams	1997-98-99	Robert Winship	1949-50
				Jeff Walker	1987-88	Bob Weisberg	1970 (Manager)	Alonzo Williams	1989-90-91-92	Leland Winston	1966-67-68
				Malcolm Walker	1962-63-64	John Welch	2006-07-08-09	Bobby Williams	1956-57	O.C. Winston	1925

Harry Witt	1933-34-35
Jack Wolcott	1948-49
Benji Wood	1996-97
Joe Don Wood	2002-03-04-05
J.P. Wood	1939
Michael Wood	1964
Philip Wood	1969-70-71
Stephen Wood	2003-04-05
William Wood	2003-04-05-06
Dickie Woods	1960-61
G.A. Woods	1924-26
Ryan Woods	1994-95-96
Bob Woolbright	1954
Adrian Woolcock	1994-95
C.H. Wooten	1913-14
Mike Wooten	1984
R.E. Wortham	1954-55
Bill Wright	1950-51
Bobby Wright	1958
C.T. Wright	1944
J.M. Wright	1943
Ben Wulf	1997, 1999-2000
Gordon Wyatt	1948-49-50
Mike Wylie	1989-90
William Wyman	1947-48-49

• *YYY* •

Michael Yelin	1966 (Manager)
Brandon Yelovich	2008-09-10
Dwayne Young	1969-70
Victor Young	1997-98-99
James O. Younts, Jr.	1930

• *ZZZ* •

Eric Zammit	1976-77
Whitlock Zander	1939-40-41
R.F. Zelsman	1943-44-45
Ray Zimmerman	1940-41
Paul Zipperlen	1955
John Zurita	1986-87-88
Adam Zylman	1993-94-95

# RICE ALL-TIME RESULTS

## Phil Arbuckle

(1912-17, 1919-23)

Arbuckle was the first athletic director and coach at the Rice Institute in 1912, coming from Southwestern University in Georgetown. He coached the Owls for 11 seasons, interrupted only by Army service in 1918 during World War I. His overall record was 52-30-8 (8-15-2 SWC).

## 1912 (3-2)

O26	at Houston HS	W	7-6
O30	at Orange HS	W	13-0
N9	at Sam Houston State	W	20-6
N15	at Southwestern	L	32-0
N28	at Austin College	L	81-0

## 1913 (4-0)

O17	Signal Corps Co. B	W	14-0
O25	Houston HS	W	7-0
N18	Southwestern	W	53-14
N27	at Trinity	W	7-0

## 1914 (3-2-3)

O10	Southwestern	W	12-7
O17	at Texas	L	41-0
O24	TCU	T	0-0
O31	Daniel Baker	W	13-7
N9	Texas A&M	L	32-7
N14	Oklahoma State	T	13-13
N20	Baylor	W	14-13
N26	at Austin College	T	0-0

## 1915 (5-3, 1-2 SWC)

O2	Trinity	W	46-0
O8	Baylor (SWC)	L	26-0
O16	at Texas (SWC)	L	59-0
O23	Daniel Baker	W	28-0
O30	TCU	W	33-0
N8	Texas A&M (SWC)	W	7-0
N17	LSU	W	6-0
N27	Notre Dame	L	55-2

## 1916 (6-1-2, 1-1 SWC)

O7	at Texas (SWC)	L	16-2
O13	Austin College	W	40-0
O21	Southwestern	W	24-0
O27	at TCU	T	7-7
N4	Texas A&M (SWC)	W	20-0
N11	Tulane	W	23-13
N17	SMU	W	146-3
N24	at LSU	T	7-7
N30	Arizona	W	47-7

## 1917 (7-1, 1-1 SWC)

O6	Illinois Medics	W	31-0
O13	TCU	W	26-0
O19	Austin College	W	53-13
O27	at Texas (SWC)	W	13-0
N3	Haskell Institute	W	55-13
N10	Southwestern	W	34-13
N17	at Tulane	W	16-0
N29	Texas A&M (SWC)	L	10-0

## 1918 (1-5-1, 1-1 SWC) - T 3<sup>RD</sup>

**Coach: John Anderson**

O5	Camp Logan	L	10-0
O19	Park Place Flyers	L	7-0
O26	Camp Logan	T	0-0
N2	Kelly Field	L	28-0
N9	Park Place Flyers	L	3-0
N16	at Texas	L	14-0
N30	SMU	W	13-0

## 1919 (8-1, 3-1 SWC) - 2<sup>ND</sup>

O4	Trinity	W	12-0
O11	at Baylor (SWC)	W	8-0
O18	Southwestern	W	22-0
O24	Austin College	W	54-0
N1	at Texas (SWC)	L	32-7
N8	SMU (SWC)	W	21-14
N15	University of South	W	19-7
N21	Howard Payne	W	7-0
N27	Arkansas (SWC)	W	40-7

## 1920 (4-2-2, 2-2-1 SWC) - 4<sup>TH</sup>

O9	Baylor (SWC)	W	28-0
O16	at Tulane	T	0-0
O23	Southwestern	W	19-0
O30	Texas (SWC)	L	21-0
N6	at SMU (SWC)	W	10-0
N15	at Texas A&M (SWC)	L	7-0
N19	Texas State	W	48-0
N25	Arkansas (SWC)	T	0-0

## 1921 (4-4-1, 1-2-1 SWC) - 6<sup>TH</sup>

O1	Louisiana-Lafayette	W	54-0
O8	at Baylor (SWC)	L	17-14
O15	Tulane	L	7-6
O22	Southwestern	W	28-0
O29	at Texas (SWC)	L	56-0
N5	SMU (SWC)	W	7-0
N11	Texas A&M (SWC)	T	7-7
N18	at Trinity	W	28-14
N24	Oklahoma	L	27-0

**1922 (4-4, 1-4 SWC) - 7<sup>TH</sup>**

O7	Sam Houston State	W	23-3
O14	Baylor (SWC)	L	31-0
O21	at Oklahoma State (SWC)	L	21-0
O28	Southwestern	W	28-6
N4	Texas (SWC)	L	29-0
N11	Arkansas (SWC)	W	31-7
N18	at Texas A&M (SWC)	L	24-0
N25	Arizona	W	14-7

**1923 (3-5, 1-4 SWC) - 7<sup>TH</sup>**

O6	Sam Houston State	W	10-0
O13	at Arkansas (SWC-Little Rock)	L	23-0
O20	Oklahoma State (SWC)	L	13-0
O27	Texas State	L	19-6
N3	at Texas (SWC)	L	27-0
N10	Southwestern	W	12-0
N17	Texas A&M (SWC)	W	7-6
N29	TCU (SWC)	L	6-0

**JOHN HEISMAN  
(1924-27)**

Heisman became Rice University's first full-time football coach in 1924. His four-year record was 14-18-3 (4-11-1 SWC) He later became athletic director of the Downtown Athletic Club in New

York, which named its annual award to the nation's best college football player after him.

**1924 (4-4, 2-2 SWC) - 3<sup>RD</sup>**

O4	Sam Houston State	W	22-6
O11	Southwestern	W	20-6
O18	LSU	L	12-0
O25	at TCU (SWC)	W	7-3
N1	Texas (SWC)	W	19-6
N7	Austin College	L	6-2
N15	at Texas A&M (SWC)	L	13-6
N27	Baylor (SWC)	L	17-9

**1925 (4-4-1, 1-2-1 SWC) - 6<sup>TH</sup>**

S26	Stephen F. Austin State	W	33-0
O3	Sam Houston State	W	7-0
O10	Trinity	L	13-0
O17	Arkansas (SWC)	W	13-9
O24	at Texas (SWC)	L	27-6
O31	Southwestern	W	19-0
N7	at LSU	L	6-0
N14	Texas A&M (SWC)	L	17-10
N26	Baylor (SWC)	T	7-7

**1926 (4-4-1, 0-4 SWC) - 7<sup>TH</sup>**

S25	Stephen F. Austin State	W	25-0
O2	Sam Houston State	W	20-0
O9	Trinity	T	6-6
O16	St. Edward's	W	19-0
O23	Texas (SWC)	L	20-0
O30	Southwestern	W	7-6
N6	SMU (SWC)	L	20-0
N12	at Texas A&M (SWC)	L	20-0
N25	Baylor (SWC)	L	9-7

**1927 (2-6-1, 1-3 SWC) - 6<sup>TH</sup>**

S24	at Loyola-New Orleans	L	13-0
O1	Sam Houston State	W	20-13
O8	St. Edward's	T	0-0
O14	at SMU (SWC)	L	34-6
O22	at Texas (SWC)	L	27-0
O29	Southwestern	L	14-12
N5	Centenary	L	33-7
N11	Texas A&M (SWC)	L	14-0
N24	Baylor (SWC)	W	19-12

**1928 (2-7, 0-5 SWC) - 7<sup>TH</sup>****Coach: Claude Rothgeb**

S29	Sam Houston State	W	24-6
O6	St. Edward's	L	31-0
O13	Trinity	W	20-6
O20	at SMU (SWC)	L	53-13
O27	Texas (SWC)	L	13-6
N3	Southwestern	L	14-6
N10	TCU (SWC)	L	7-0
N16	at Texas A&M (SWC)	L	19-0
N29	Baylor (SWC)	L	25-14

**JACK MEAGHER  
(1929-33)**

The five season Meagher spent at the Rice helm were highlighted by consecutive shutout victories against Texas (1930-31). His overall record was 26-26 (-20 SWC) before leaving to coach at Auburn.

**1929 (2-7, 0-5 SWC) - 7<sup>TH</sup>**

S28	Loyola-New Orleans	L	33-0
O5	Sam Houston State	W	7-2
O12	Southwestern	W	14-7
O26	at Texas (SWC)	L	39-0
N2	St. Edward's	L	20-7

N9	at TCU (SWC)	L	24-0
N16	Texas A&M (SWC)	L	26-6
N23	at SMU (SWC)	L	43-0
N30	Baylor (SWC)	L	19-0

**1930 (8-4, 2-4 SWC) - 6<sup>TH</sup>**

S20	Southwestern	W	32-6
S27	Sam Houston State	W	13-12
O4	St. Edward's	W	20-0
O11	Arizona	W	21-0
O18	at Arkansas (SWC)	L	7-6
O25	Texas (SWC)	W	6-0
N1	University of South	W	12-0
N8	TCU (SWC)	L	20-0
N15	at Texas A&M (SWC)	W	7-0
N22	SMU (SWC)	L	32-0
N29	at Baylor (SWC)	L	35-14
D6	Iowa State	W	13-7

1931 (6-4, 3-3 SWC) - 6<sup>TH</sup>

S19	Texas A&M-Kingsville	W	37-0
S26	Sam Houston State	W	32-0
O3	at Oklahoma	L	19-6
O10	at Texas (SWC)	W	7-0
O17	SMU (SWC)	L	21-12
O23	at Arizona	W	32-0
N7	at TCU (SWC)	L	7-6
N14	Texas A&M (SWC)	L	7-0
N21	Arkansas (SWC)	W	26-12
N28	Baylor (SWC)	W	20-0

1932 (7-3, 3-3 SWC) - 3<sup>RD</sup>

S24	Texas A&M-Kingsville	W	20-0
O1	LSU	W	10-8
O8	at SMU (SWC)	W	13-0
O15	Loyola-New Orleans	W	14-7
O22	Texas (SWC)	L	18-6
O29	Creighton	W	41-7
N5	at Arkansas (SWC)	W	12-7
N11	at Texas A&M (SWC)	L	14-7
N19	TCU (SWC)	L	16-6
N26	at Baylor (SWC)	W	12-0

1933 (3-8, 1-5 SWC) - 7<sup>TH</sup>

S23	Texas A&M-Kingsville	W	7-0
S30	at LSU	L	13-0
O7	Loyola-New Orleans	W	13-0
O14	SMU (SWC)	L	13-7
O21	at Creighton	L	14-13
O28	at Texas (SWC)	L	18-0
N4	at Santa Clara	L	13-0
N11	Arkansas (SWC)	W	7-6
N18	Texas A&M (SWC)	L	27-0
N25	at TCU (SWC)	L	26-3
D2	at Baylor (SWC)	L	7-6

JIMMY KITTS  
(1934-39)

Kitts opened his Rice coaching career with a bang, winning the Institute's first Southwest Conference title in 1934. He added another crown in 1937 along with a 28-14 win over Colorado in the second Cotton Bowl, the Owls' first bowl appearance. His six-year record was 33-29-4 (16-18-2 SWC) before leaving to coach at Virginia Tech.

1934 (9-1-1, 5-1 SWC) - 1<sup>ST</sup>

S22	Loyola-New Orleans	W	12-0
S29	LSU	T	9-9

O6	at Purdue	W	14-0
O13	SMU (SWC)	W	9-0
O20	at Creighton	W	47-13
O27	Texas (SWC)	W	20-9
N3	Texas A&M-Kingsville	W	27-0
N10	at Arkansas (SWC)	W	7-0
N17	at Texas A&M (SWC)	W	25-6
N24	TCU (SWC)	L	7-2
D1	at Baylor (SWC)	W	32-0

1935 (8-3, 3-3 SWC) - T 3<sup>RD</sup>

S21	St. Mary's (Texas)	W	38-0
S28	at LSU	W	10-7
O5	Duquesne	W	27-7
O12	Creighton	W	14-0
O19	at SMU (SWC)	L	10-0
O26	at Texas (SWC)	W	28-19
N2	at George Washington	W	41-6
N9	Arkansas (SWC)	W	20-7
N16	Texas A&M (SWC)	W	17-10
N23	at TCU (SWC)	L	27-6
N30	Baylor (SWC)	L	6-0

1936 (5-7, 1-5 SWC) - T 6<sup>TH</sup>

S19	at Texas A&M-Kingsville	W	33-0
S26	at LSU	L	20-7

O2	at Duquesne	L	14-0
O10	Texas A&M (SWC)	L	3-0
O17	at Georgia	W	13-6
O24	Texas (SWC)	W	7-0
O31	George Washington	W	12-6
N7	at Arkansas (SWC)	L	20-14
N14	Sam Houston State	W	34-7
N21	TCU (SWC)	L	13-0
N28	Baylor (SWC)	L	10-7
D5	SMU (SWC)	L	9-0

1937 (6-3-2, 4-1-1 SWC) - 1<sup>ST</sup>

O2	at Oklahoma	L	6-0
O9	LSU	L	13-0
O16	Tulsa	T	0-0
O23	at Texas (SWC)	W	14-7
O30	Auburn	W	13-7
N6	Arkansas	W	26-20
N13	Texas A&M (SWC)	T	6-6
N20	at TCU (SWC)	L	7-2
N27	Baylor (SWC)	W	13-7
D4	at SMU (SWC)	W	15-7
J1	vs. Colorado (Cotton Bowl)	W	28-14

1938 (4-6, 3-3 SWC) - 4<sup>TH</sup>

O1	Oklahoma	L	7-6
O8	at LSU	L	3-0
O15	at Tulane	L	26-17
O22	Texas	W	13-7
O29	Auburn	W	14-0
N5	at Arkansas (SWC)	W	3-0
N12	at Texas A&M (SWC)	L	27-0
N19	TCU (SWC)	L	29-7
N26	at Baylor (SWC)	L	27-6
D3	SMU (SWC)	W	25-14

1939 (1-9-1, 0-5-1 SWC) - 7<sup>TH</sup>

S30	Vanderbilt	L	13-12
O7	Centenary	W	13-0
O14	at LSU	L	7-0
O21	Sam Houston State	L	9-8
O28	at Texas (SWC)	L	26-12
N4	at Fordham	L	13-7
N11	Arkansas (SWC)	T	12-12
N18	at Texas A&M (SWC)	L	19-0
N25	at TCU (SWC)	L	21-0
D2	Baylor (SWC)	L	10-7
D9	at SMU (SWC)	L	13-6

## JESS NEELY

(1940-66)

Neely and Rice football were synonymous for 27 seasons. The Tennessee gentleman won or tied for Southwest Conference championships in 1946, 1949, 1953 and 1957. The Owls also won two Cotton Bowl games under Neely (1950 and 1954) as well as the 1947 Orange Bowl. Neely was 144-124-10 (86-75-6 SWC) and finished his career as the athletic director at his alma mater, Vanderbilt.

### 1940 (7-2, 4-2 SWC) - T 3<sup>RD</sup>

O5	Centenary	W	25-0
O12	LSU	W	23-0
O19	at Tulane	L	15-6
O26	Texas (SWC)	W	13-0
N2	Texas A&M-Kingsville	W	9-6
N9	at Arkansas (SWC)	W	14-7
N16	at Texas A&M (SWC)	L	25-0
N23	TCU (SWC)	W	14-6
N30	Baylor (SWC)	W	21-12
D7	SMU (SWC)	L	7-6

### 1941 (6-3-1, 3-2-1 SWC) - 4<sup>TH</sup>

O4	Sam Houston State	W	42-0
O11	Tulane	W	10-9
O18	at LSU	L	27-0
O25	at Texas (SWC)	L	40-0
N1	Centenary	W	54-0
N8	Arkansas (SWC)	W	21-12
N15	Texas A&M (SWC)	L	19-6
N22	at TCU (SWC)	T	0-0
N29	Baylor (SWC)	W	28-14
D6	at SMU (SWC)	W	6-0

### 1942 (7-2-1, 4-1-1 SWC) - 2<sup>ND</sup>

S26	Corpus Christi Navy	W	18-7
O3	LSU	W	27-14
O10	at Tulane	L	18-7
O24	Texas (SWC)	L	12-7
O31	Texas Tech	W	19-7
N7	at Arkansas (SWC)	W	40-9
N14	Texas A&M (SWC)	T	0-0
N21	TCU (SWC)	W	21-0
N28	at Baylor (SWC)	W	20-0
D5	SMU (SWC)	W	13-7

### 1943 (3-7, 2-3 SWC) - T 3<sup>RD</sup>

S25	Randolph Field	L	6-0
O2	at LSU	L	20-7
O9	Tulane	L	33-0
O16	at SMU (SWC)	L	12-0
O23	at Texas (SWC)	L	58-0
O30	Texas Tech	W	13-0
N6	Arkansas (SWC)	W	20-7
N13	Texas A&M (SWC)	L	20-0
N20	at TCU (SWC)	W	13-6
N27	Southwestern	L	21-7

### 1944 (5-6, 2-3 SWC) - T 3<sup>RD</sup>

S23	Galveston AAF	W	57-0
S30	Randolph Field	L	59-0
O7	LSU	W	14-13
O14	at Tulane	L	21-0
O21	SMU (SWC)	W	21-0
O28	Texas (SWC)	W	7-0
N4	Texas Tech	L	13-7
N11	at Arkansas (SWC)	L	12-7
N18	Texas A&M (SWC)	L	19-7
N25	TCU (SWC)	L	9-6
D2	Southwestern	W	18-7

### 1945 (5-6, 3-3 SWC) - T 3<sup>RD</sup>

S22	Corpus Christi Navy	L	26-13
S29	at LSU	L	42-0
O6	Southwestern	L	13-7
O13	Tulane	W	13-7
O20	at SMU (SWC)	L	21-18
O27	at Texas (SWC)	W	7-6
N3	Texas Tech	W	13-0
N10	Arkansas (SWC)	W	26-7
N17	Texas A&M (SWC)	W	6-0
N24	at TCU (SWC)	L	14-13
D1	Baylor (SWC)	L	17-14

### 1946 (9-2, 5-1 SWC) - 1<sup>ST</sup>

S28	LSU	L	7-6
O5	Southwestern	W	48-0
O12	at Tulane	W	25-6
O19	SMU (SWC)	W	21-7
O26	Texas (SWC)	W	18-7
N2	Texas Tech	W	41-6
N9	at Arkansas (SWC-LR)	L	7-0
N16	at Texas A&M (SWC)	W	27-10
N23	TCU (SWC)	W	13-0
N30	Baylor (SWC)	W	38-6
J1	vs. Tennessee (Orange Bowl)	W	8-0

### 1947 (6-3-1, 4-2 SWC) - 3<sup>RD</sup>

S27	at LSU	L	21-14
O4	at Southern California	T	7-7
O11	Tulane	W	33-0
O18	at SMU (SWC)	L	14-0
O25	at Texas (SWC)	L	12-0
N1	Texas Tech	W	40-7
N8	Arkansas (SWC)	W	26-7
N15	Texas A&M (SWC)	W	41-7
N22	at TCU (SWC)	W	7-0
N29	Baylor (SWC)	W	34-6

### 1948 (5-4-1, 3-2-1 SWC) - T 3<sup>RD</sup>

S25	Sam Houston State	W	46-0
O2	LSU	L	26-13
O9	at Southern California	L	7-0
O16	SMU (SWC)	L	33-7
O23	Texas (SWC)	L	20-7
O30	at Texas Tech	W	14-7
N6	at Arkansas (SWC)	W	25-6
N13	at Texas A&M (SWC)	W	28-6
N20	TCU (SWC)	W	21-7
N27	at Baylor (SWC)	T	7-7

1949 (10-1, 6-0 SWC) - 1<sup>ST</sup>

S24	Clemson	W	33-7
O1	at LSU	L	14-7
O8	New Mexico	W	55-0
O15	at SMU (SWC)	W	41-27
O22	at Texas (SWC)	W	17-15
O29	Texas Tech	W	28-0
N5	Arkansas (SWC)	W	14-0
N12	Texas A&M (SWC)	W	13-0
N19	at TCU (SWC)	W	20-14
N26	Baylor (SWC)	W	21-7
J1	vs. North Carolina (Cotton Bowl)	W	27-13

1950 (6-4, 2-4 SWC) - T 5<sup>TH</sup>

S30	Santa Clara	W	27-7
O7	LSU	W	35-20
O14	at Pittsburgh	W	14-7
O21	SMU (SWC)	L	42-21
O28	Texas (SWC)	L	35-7
N4	Texas Tech	W	13-7
N11	at Arkansas (SWC)	W	9-6
N18	at Texas A&M (SWC)	W	21-13
N25	TCU (SWC)	L	26-14
D2	at Baylor (SWC)	L	33-7

1951 (5-5, 3-3 SWC) - T 3<sup>RD</sup>

S29	Clemson	L	20-14
O6	at LSU	L	14-6
O13	Navy	W	21-14
O20	at SMU (SWC)	W	28-7
O27	at Texas (SWC)	L	14-6
N3	Pittsburgh	W	21-13
N10	Arkansas (SWC)	W	10-0
N17	Texas A&M (SWC)	W	6-0
N24	at TCU (SWC)	L	22-6
D1	Baylor (SWC)	L	34-13

1952 (5-5, 4-2 SWC) - 2<sup>ND</sup>

S27	Texas Tech	W	34-7
O4	LSU	L	27-7
O11	at UCLA	L	20-0
O18	SMU (SWC)	L	21-14
O25	Texas (SWC)	L	20-7
N1	Wisconsin	L	21-7
N8	at Arkansas (SWC)	W	35-33
N15	at Texas A&M (SWC)	W	15-6
N22	TCU (SWC)	W	12-6
N29	at Baylor (SWC)	W	20-14

1953 (9-2, 5-1 SWC) - T 1<sup>ST</sup>

S19	Florida	W	20-16
O3	at Cornell	W	28-7
O10	Hardin-Simmons	W	40-0
O17	at SMU (SWC)	L	12-7
O24	at Texas (SWC)	W	18-13
O31	Kentucky	L	19-13
N7	Arkansas (SWC)	W	47-0
N14	Texas A&M (SWC)	W	34-7
N21	at TCU (SWC)	W	19-6
N28	Baylor (SWC)	W	41-19
J1	vs. Alabama (Cotton Bowl)	W	28-6

1954 (7-3, 4-2 SWC) - T 3<sup>RD</sup>

S18	Florida	W	34-14
O2	Cornell	W	41-20
O9	at Wisconsin	L	13-7
O16	SMU (SWC)	L	20-6
O23	Texas (SWC)	W	13-7
O30	Vanderbilt	W	34-13
N6	at Arkansas (SWC-LR)	L	28-15
N13	at Texas A&M (SWC)	W	29-19
N20	TCU (SWC)	W	6-0
N27	at Baylor (SWC)	W	20-14

1955 (2-7-1, 0-6 SWC) - 7<sup>TH</sup>

S24	Alabama	W	20-0
O1	LSU	T	0-0
O8	Clemson	W	21-7
O15	at SMU (SWC)	L	20-0
O22	at Texas (SWC)	L	32-14
O29	at Kentucky	L	20-16
N5	Arkansas (SWC)	L	10-0
N12	Texas A&M (SWC)	L	20-12
N19	at TCU (SWC)	L	35-0
N26	Baylor (SWC)	L	15-7

1956 (4-6, 1-5 SWC) - 6<sup>TH</sup>

S22	Alabama	W	20-13
O6	LSU	W	23-14
O13	at Florida	L	7-0
O20	SMU (SWC)	L	14-13
O27	Texas (SWC)	W	28-7
N3	Utah	W	27-0
N10	at Arkansas (SWC)	L	27-12
N17	at Texas A&M (SWC)	L	21-7
N24	TCU (SWC)	L	20-17
D1	at Baylor (SWC)	L	46-13

1957 (7-4, 5-1 SWC) - 1<sup>ST</sup>

S21	at LSU	W	20-14
O5	Stanford	W	34-7
O12	Duke	L	7-6
O19	at SMU (SWC)	W	27-21
O26	at Texas (SWC)	L	19-14
N2	Clemson	L	20-7
N9	Arkansas (SWC)	W	13-7
N16	Texas A&M (SWC)	W	7-6
N23	at TCU (SWC)	W	20-0
N30	Baylor (SWC)	W	20-0
J1	vs. Navy (Cotton Bowl)	L	20-7

1958 (5-5, 4-2 SWC) - T 2<sup>ND</sup>

S20	LSU	L	26-6
S27	at Stanford	W	30-7
O4	Purdue	L	24-0
O11	at Arkansas (SWC)	W	24-0
O18	at SMU (SWC)	W	13-7
O25	Texas (SWC)	W	34-7
N8	Army	L	14-7
N15	Texas A&M (SWC)	L	28-21
N22	TCU (SWC)	L	22-10
N29	at Baylor (SWC)	W	33-21

**1959 (1-7-2, 1-4-1 SWC) - 6<sup>TH</sup>**

S19	at LSU	L	26-3
O3	at Duke	L	24-7
O10	Florida	T	13-13
O17	SMU (SWC)	T	13-13
O24	at Texas (SWC)	L	28-6
O31	Clemson	L	19-0
N7	Arkansas (SWC)	L	14-10
N14	Texas A&M (SWC)	W	7-2
N21	at TCU (SWC)	L	35-6
N28	Baylor (SWC)	L	23-21

**1960 (7-4, 5-2 SWC) - T 2<sup>ND</sup>**

S24	Georgia Tech	L	16-13
O1	Tulane	W	10-7
O8	vs. Florida (Miami)	W	10-0
O15	at SMU (SWC)	W	47-10
O22	Texas (SWC)	W	7-0
O29	Texas Tech (SWC)	W	30-6
N5	at Arkansas (SWC-LR)	L	3-0
N12	Texas A&M (SWC)	W	21-14
N19	TCU (SWC)	W	23-0
N26	at Baylor (SWC)	L	12-7
J1	vs. Mississippi (Sugar Bowl)	L	14-6

**1961 (7-4, 5-2 SWC) - T 3<sup>RD</sup>**

S23	LSU	W	16-3
S30	at Georgia Tech	L	24-0
O14	Florida	W	19-10
O21	SMU (SWC)	W	10-0
O28	at Texas (SWC)	L	34-7
N4	at Texas Tech (SWC)	W	42-7
N11	Arkansas (SWC)	L	10-0
N18	Texas A&M (SWC)	W	21-7
N25	at TCU (SWC)	W	35-16
D2	Baylor (SWC)	W	26-14
D16	vs. Kansas (Bluebonnet Bowl)	L	33-7

**1962 (2-6-2, 2-4-1 SWC) - 6<sup>TH</sup>**

S29	at LSU	T	6-6
O6	Penn State	L	18-7
O13	Oregon	L	31-12
O20	at SMU (SWC)	L	15-7
O27	Texas (SWC)	T	14-14
N3	Texas Tech (SWC)	W	14-0
N10	at Arkansas (SWC)	L	28-14
N17	Texas A&M (SWC)	W	23-3
N24	TCU (SWC)	L	30-7
D1	at Baylor (SWC)	L	28-15

**1963 (6-4, 4-3 SWC) - 3<sup>RD</sup>**

S28	LSU	W	21-12
O5	at Penn State	L	28-7
O12	Stanford	W	23-13
O19	SMU (SWC)	W	13-7
O26	at Texas (SWC)	L	10-6
N2	at Texas Tech (SWC)	W	17-3
N9	Arkansas (SWC)	W	7-0
N16	Texas A&M (SWC)	L	13-6
N30	Baylor (SWC)	L	21-12
D7	at TCU (SWC)	W	33-7

**1964 (4-5-1, 3-3-1 SWC) - T 4<sup>TH</sup>**

S26	LSU	W	3-0
O3	West Virginia	W	24-0
O10	at Stanford	L	34-7
O17	at SMU (SWC)	W	7-6
O24	Texas (SWC)	L	6-3
O31	Texas Tech (SWC)	T	6-6
N7	at Arkansas (SWC)	L	21-0
N14	Texas A&M (SWC)	W	19-8
N21	TCU (SWC)	W	31-0
N28	at Baylor (SWC)	L	27-20

**1965 (2-8, 1-6 SWC) - T 7<sup>TH</sup>**

S18	Louisiana Tech	W	14-0
S25	at LSU	L	42-14
O2	Duke	L	41-21
O16	SMU (SWC)	L	17-14
O23	at Texas (SWC)	W	20-17
O30	at Texas Tech (SWC)	L	27-0
N6	Arkansas (SWC)	L	31-0
N13	Texas A&M (SWC)	L	14-13
N20	at TCU (SWC)	L	42-14
N27	Baylor (SWC)	L	17-14

**1966 (2-8, 1-6 SWC) - 8<sup>TH</sup>**

S24	LSU	W	17-15
O1	at Tennessee	L	23-3
O8	UCLA	L	27-24
O15	at SMU (SWC)	L	28-24
O22	Texas (SWC)	L	14-6
O29	Texas Tech (SWC)	L	35-19
N5	at Arkansas (SWC-LR)	L	31-20
N12	Texas A&M (SWC)	L	7-6
N19	TCU (SWC)	W	21-10
N26	at Baylor (SWC)	L	21-14

**Bo Hagan****(1967-70)**

Hagan spent 11 seasons as Rice University's backfield coach before succeeding Jess Neely as head coach and athletic director in 1967. His 1970 team won its final three seasons to finish at 5-5 for the year. Hagan's four-year record was 12-27-1 (7-21 SWC).

**1967 (4-6, 2-5 SWC) - 7<sup>TH</sup>**

S23	at LSU	L	20-14
S30	Navy	W	21-7
O14	Northwestern	W	50-6
O21	SMU (SWC)	W	14-10
O28	at Texas (SWC)	L	28-6
N4	at Texas Tech (SWC)	L	24-10
N11	Arkansas (SWC)	L	23-9
N18	Texas A&M (SWC)	L	18-3
N25	at TCU (SWC)	L	14-10
D2	Baylor (SWC)	W	27-25

1968 (0-9-1, 0-7 SWC) - 8<sup>TH</sup>

S21	at Washington	T	35-35
S28	LSU	L	21-7
O5	Tennessee	L	52-0
O19	at SMU (SWC)	L	32-24
O26	Texas (SWC)	L	38-14
N2	Texas Tech (SWC)	L	38-15
N9	at Arkansas (SWC)	L	46-21
N16	at Texas A&M (SWC)	L	24-14
N23	TCU (SWC)	L	24-14
N30	at Baylor (SWC)	L	16-7

1969 (3-7, 2-5 SWC) - T 6<sup>TH</sup>

S20	Virginia Military	W	55-0
S27	LSU	L	42-0
O4	at California	L	31-12
O18	SMU (SWC)	L	34-14
O25	at Texas (SWC)	L	31-0
N1	at Texas Tech (SWC)	L	24-14
N8	Arkansas (SWC)	L	30-8
N15	Texas A&M (SWC)	W	7-6
N22	at TCU (SWC)	L	21-17
N29	Baylor (SWC)	W	34-6

1970 (5-5, 3-4 SWC) - T 4<sup>TH</sup>

S19	Virginia Military	W	42-0
S26	at LSU	L	24-0
O3	California	W	28-0
O17	at SMU (SWC)	L	10-0
O24	Texas (SWC)	L	45-21
O31	Texas Tech (SWC)	L	3-0
N7	at Arkansas (SWC)	L	38-14
N14	at Texas A&M (SWC)	W	18-17
N21	TCU (SWC)	W	17-15
N28	at Baylor (SWC)	W	28-23

Bill Peterson  
(1971)

“The Coach of Coaches” spent just one year at Rice following a successful tenure at Florida State. After the 1971 season, Peterson was named head coach of the NFL’s Houston Oilers. His coaching tree consists of legends Bobby Bowden, Joe Gibbs, Bill Parcells and Don James.

1971 (3-7-1, 2-4-1 SWC) - 6<sup>TH</sup>

S11	Houston	L	23-21
S18	Southern California	L	24-0
S25	Tulane	W	14-0
O2	at LSU	L	38-3

O16	SMU (SWC)	L	16-10
O23	at Texas (SWC)	L	39-10
O30	at Texas Tech (SWC)	W	9-7
N6	Arkansas (SWC)	T	24-24
N13	Texas A&M (SWC)	L	18-13
N20	at TCU (SWC)	L	20-19
N27	Baylor (SWC)	W	23-0

Al Conover  
(1972-75)

One of Rice’s most colorful coaches, Conover led the Owls to a 4-3 SWC mark in 1973, a conference record that was unequaled until 1994. His 1972 team finished 5-5-1, including the Owls’ first win over Houston. His four-year record was 14-28-1 (10-18 SWC).

1972 (5-5-1, 3-4 SWC) - T 4<sup>TH</sup>

S9	Houston	W	14-13
S23	Clemson	W	29-10
S30	at Georgia Tech	T	36-36
O7	LSU	L	12-6
O21	at SMU (SWC)	L	29-14
O28	Texas (SWC)	L	45-9
N4	Texas Tech (SWC)	L	10-6
N11	at Arkansas (SWC-LR)	W	23-20
N18	at Texas A&M (SWC)	W	20-14

N25	TCU (SWC)	W	25-21
D2	at Baylor (SWC)	L	28-14

1973 (5-6, 4-3 SWC) - 3<sup>RD</sup>

S15	at Houston	L	24-6
S22	Montana	W	21-10
S29	at LSU	L	24-9
O13	Notre Dame	L	28-0
O20	SMU (SWC)	L	27-16
O27	at Texas (SWC)	L	55-13
N3	at Texas Tech (SWC)	L	19-6
N10	Arkansas (SWC)	W	17-7
N17	Texas A&M (SWC)	W	24-20
N24	at TCU (SWC)	W	14-9
D1	Baylor (SWC)	W	27-0

1974 (2-8-1, 2-5 SWC) - 5<sup>TH</sup>

S14	Houston	L	21-0
S21	Cincinnati	L	28-21
S28	LSU	T	10-10
O12	at Notre Dame	L	10-3
O19	at SMU (SWC)	L	19-14
O26	Texas (SWC)	L	27-6
N2	Texas Tech (SWC)	W	21-7
N9	at Arkansas (SWC)	L	25-6
N16	at Texas A&M (SWC)	L	37-7

N23	TCU (SWC)	W	26-14
N30	at Baylor (SWC)	L	24-3

1975 (2-9, 1-6 SWC) - 7<sup>TH</sup>

S13	at Houston	W	24-7
S20	Vanderbilt	L	9-6
S27	at LSU (Shreveport)	L	16-13
O11	Mississippi State	L	28-14
O18	SMU (SWC)	W	28-17
O25	at Texas (SWC)	L	41-9
N1	at Texas Tech (SWC)	L	28-24
N8	Arkansas (SWC)	L	20-16
N15	Texas A&M (SWC)	L	33-14
N22	at TCU (SWC)	L	28-21
N29	Baylor (SWC)	L	25-7

Homer Rice  
(1976-77)

Homer Rice and Tommy Kramer combined for the school’s most explosive offense in 1976, finishing among the nation’s leaders in passing. Rice’s two-year record was 4-18-0 (2-14 SWC). He retired as the athletic director at Georgia Tech in 1997.

**1976 (3-8, 2-6 SWC) - T 7<sup>TH</sup>**

S18	Utah	W	43-22
S25	at LSU	L	31-0
O2	Texas (SWC)	L	42-15
O9	at TCU (SWC)	W	26-23
O16	Texas Tech (SWC)	L	37-13
O23	at Texas A&M (SWC)	L	57-34
O30	at Arkansas (SWC)	L	41-16
N6	SMU (SWC)	W	41-34
N13	Baylor (SWC)	L	38-6
N20	at Florida	L	50-22
N27	Houston (SWC)	L	42-20

**1977 (1-10, 0-8 SWC) - 9<sup>TH</sup>**

S10	Idaho	W	31-10
S17	Florida	L	48-3
S24	at LSU	L	77-0
O1	at Texas (SWC)	L	72-15
O8	TCU (SWC)	L	35-15
O15	at Texas Tech (SWC)	L	42-7
O22	Texas A&M (SWC)	L	28-14
O29	Arkansas (SWC)	L	30-7
N5	at SMU (SWC)	L	41-24
N12	at Baylor (SWC)	L	24-14
N26	Houston (SWC)	L	51-21

**RAY ALBORN****(1978-83)**

Alborn was the first Rice graduate to become head coach at his alma mater. The highlight of his six-year tenure was a 5-6 season in 1980 during which the Owls won at TCU, Texas A&M, Arkansas and Houston. Alborn's overall record was 13-53 (9-39 SWC). He retired from coaching in 2002 as head coach at Lamar Consolidated High School in Rosenberg.

**1978 (2-9, 2-6 SWC) - 8<sup>TH</sup>**

S9	Iowa State	L	23-19
S16	Texas (SWC)	L	34-0
S23	at Oklahoma	L	66-7
S30	LSU	L	37-7
O14	at TCU (SWC)	W	21-14
O21	Texas Tech (SWC)	L	42-28
O28	at Texas A&M (SWC)	L	38-21
N4	at Arkansas (SWC)	L	37-7
N11	SMU (SWC)	L	58-0
N18	Baylor (SWC)	W	24-10
D2	at Houston (SWC)	L	49-25

**1979 (1-10, 0-8 SWC) - 9<sup>TH</sup>**

S8	at SMU (SWC)	L	35-17
S15	Tulane	W	21-17
S22	at LSU	L	45-3
S29	Oklahoma	L	63-21
O6	at Texas (SWC)	L	26-9
O13	TCU (SWC)	L	17-7
O20	at Texas Tech (SWC)	L	30-7
O27	Texas A&M (SWC)	L	41-15
N3	Arkansas (SWC)	L	34-7
N17	at Baylor (SWC)	L	45-14
D1	Houston (SWC)	L	63-0

**1980 (5-6, 4-4 SWC) - T 4<sup>TH</sup>**

S13	at Clemson	L	19-3
S20	at Tulane	L	35-20
S27	LSU	W	17-7
O4	Texas (SWC)	L	41-28
O11	at TCU (SWC)	W	28-24
O18	Texas Tech (SWC)	L	10-3
O25	at Texas A&M (SWC)	W	10-6
N1	at Arkansas (SWC-LR)	W	17-16
N8	SMU (SWC)	L	34-14
N15	Baylor (SWC)	L	16-6
N29	at Houston (SWC)	W	35-7

**1981 (4-7, 3-5 SWC) - T 6<sup>TH</sup>**

S12	at Texas (SWC)	L	31-3
S19	at Missouri	L	42-10
S26	at LSU	L	24-14
O3	Tulane	W	20-16
O10	TCU (SWC)	W	41-28
O17	at Texas Tech (SWC)	W	30-23
O24	Texas A&M (SWC)	L	51-26
O31	Arkansas (SWC)	L	41-7
N7	at SMU (SWC)	L	33-12
N14	at Baylor (SWC)	W	17-14
N28	Houston (SWC)	L	40-3

**1982 (0-11, 0-8 SWC) - 9<sup>TH</sup>**

S11	Louisiana-Lafayette	L	21-14
S18	at Tulane	L	30-6
S25	at LSU	L	56-13
O2	Texas (SWC)	L	34-7
O9	at TCU (SWC)	L	24-16
O16	Texas Tech (SWC)	L	23-21
O23	at Texas A&M (SWC)	L	49-7
O30	at Arkansas (SWC)	L	24-6
N6	SMU (SWC)	L	41-14
N13	Baylor (SWC)	L	35-13
N27	at Houston (SWC)	L	28-21

**1983 (1-10, 0-8 SWC) - 9<sup>TH</sup>**

S1	Houston (SWC)	L	45-14
S10	Minnesota	L	21-17
S17	LSU	L	24-10
S24	Louisiana-Lafayette	W	22-21
O1	at Texas (SWC)	L	42-6
O8	TCU (SWC)	L	34-3
O15	at Texas Tech (SWC)	L	14-3
O22	Texas A&M (SWC)	L	29-10
O29	at Arkansas (SWC-LR)	L	35-0
N5	at SMU (SWC)	L	20-6
N12	at Baylor (SWC)	L	48-14

**WATSON BROWN****(1984-85)**

The older brother of current Texas coach Mack Brown, Watson brought more offensive fireworks during his two-year tenure at Rice. The highlights of his reign included SWC wins over TCU and Texas Tech. Brown's two-year record was 4-18 (2-14 SWC). Brown is currently the head coach at Tennessee Tech.

**1984 (1-10, 0-8 SWC) - 9<sup>TH</sup>**

S8	at Minnesota	L	31-24
S22	Lamar	W	36-19
S29	at Miami (Fla.)	L	38-3
O6	Texas (SWC)	L	38-13
O13	at TCU (SWC)	L	45-24
O20	Texas Tech (SWC)	L	30-10
O27	at Texas A&M (SWC)	L	38-14
N3	at Arkansas (SWC-Little Rock)	L	28-6
N10	SMU (SWC)	L	31-17
N17	Baylor (SWC)	L	46-40
D1	at Houston (SWC)	L	38-26

**1985 (3-8, 2-6 SWC) - 6<sup>TH</sup>**

S14	Miami (Fla.)	L	48-20
S21	at Air Force	L	59-17
S28	Lamar	W	29-28
O5	at Texas (SWC)	L	44-16
O12	TCU (SWC)	W	34-27
O19	at Texas Tech (SWC)	W	29-27
O26	Texas A&M (SWC)	L	43-28
N2	Arkansas (SWC)	L	30-15
N9	at SMU (SWC)	L	40-15
N16	at Baylor (SWC)	L	34-10
N30	Houston (SWC)	L	24-20

**JERRY BERNDT****(1986-88)**

Berndt's 1987 squad produced one of the best offensive totals at the time in Rice history. Berndt notched a 6-27 record in his three years at Rice (2-20 SWC). After Rice, he was an assistant coach at Missouri until retiring in 1999.

**1986 (4-7, 2-6 SWC) - 6<sup>TH</sup>**

S6	Lamar	W	28-14
S13	SMU (SWC)	L	45-3
S20	Texas State	L	31-6
O4	Texas (SWC)	L	17-14
O11	at TCU (SWC)	W	37-31
O18	Texas Tech (SWC)	L	49-21
O25	at Texas A&M (SWC)	L	45-10
N1	at Arkansas (SWC)	L	45-14
N15	Baylor (SWC)	L	23-17
N22	Air Force	W	21-17
N29	at Houston (SWC)	W	14-13

**1987 (2-9, 0-7 SWC) - 7<sup>TH</sup>**

S5	Lamar	W	34-30
S12	at Indiana	L	35-13
S19	at LSU	L	49-16
S26	Texas State	W	38-28
O3	at Texas (SWC)	L	45-26
O10	TCU (SWC)	L	30-16
O17	at Texas Tech (SWC)	L	59-7
O24	Texas A&M (SWC)	L	34-21
O31	Arkansas (SWC)	L	38-14
N14	at Baylor (SWC)	L	34-31
N28	Houston (SWC)	L	45-21

**1988 (0-11, 0-7 SWC) - 7<sup>TH</sup>**

S10	Indiana	L	41-14
S24	at Louisiana-Lafayette	L	41-16
O1	Texas (SWC)	L	20-13
O8	at TCU (SWC)	L	21-10
O15	Texas Tech (SWC)	L	38-36
O22	at Texas A&M (SWC)	L	24-10
O29	at Arkansas (SWC-Little Rock)	L	21-14
N5	at Notre Dame	L	54-11
N12	Baylor (SWC)	L	20-10
N19	North Texas	L	33-17
N26	at Houston (SWC)	L	45-14

**FRED GOLDSMITH****(1989-93)**

Goldsmith began the current resurgence in Rice Football. His first game, a 35-6 win over SMU in 1989, broke an 18-game losing streak. His 1992 and 1993 teams went 6-5, Rice's first winning seasons since 1963. Goldsmith's four-year record was 23-31-1 (14-24 SWC). He now coaches at Division II Lenoir Rhyne College.

**1989 (2-8-1, 2-6 SWC) - T 6<sup>TH</sup>**

S2	at SMU (SWC)	W	35-6
S9	at Tulane	L	20-19
S23	Louisiana-Lafayette	L	18-3
S30	at Wake Forest	T	17-17
O7	at Texas (SWC)	L	31-30
O14	TCU (SWC)	L	30-16
O21	at Texas Tech	L	43-25
O28	Texas A&M (SWC)	L	45-7
N4	Arkansas (SWC)	L	38-17
N18	at Baylor (SWC)	W	6-3
D2	Houston (SWC)	L	64-0

**1990 (5-6, 3-5 SWC) - T 4<sup>TH</sup>**

S1	Wake Forest	W	33-17
S8	Tulane	L	21-10
S22	Northwestern	W	31-14
S29	at Houston (SWC)	L	24-22
O6	Texas (SWC)	L	26-10
O13	at TCU (SWC)	L	38-28
O20	Texas Tech (SWC)	W	42-21
O27	at Texas A&M (SWC)	L	41-15
N3	at Arkansas (SWC-LR)	W	19-11
N10	SMU (SWC)	W	30-28
N17	Baylor (SWC)	L	17-16

**1991 (4-7, 2-6 SWC) - 8<sup>TH</sup>**

S14	at Northwestern	W	36-7
S21	at Tulane	W	28-19
S28	Iowa State	L	28-27
O5	at Texas (SWC)	L	28-7
O12	at Baylor (SWC)	W	20-17
O19	TCU (SWC)	L	39-28
O26	at Texas Tech (SWC)	L	40-20
N2	Texas A&M (SWC)	L	38-21
N9	at SMU (SWC)	W	31-10
N16	Houston (SWC)	L	41-21
N23	at Arkansas (SWC-Little Rock)	L	20-0

**1992 (6-5, 4-3 SWC) - T 2<sup>ND</sup>**

S5	at Air Force	L	30-21
S19	at Duke	L	17-12
S26	Sam Houston State	W	45-14
O3	Texas (SWC)	L	23-21
O10	SMU (SWC)	W	28-13
O17	at Texas A&M (SWC)	L	35-9
O24	at TCU (SWC)	W	29-12
N7	Texas Tech (SWC)	W	34-3
N14	Baylor (SWC)	W	34-31
N21	Navy	W	27-22
N28	at Houston (SWC)	L	61-34

**1993 (6-5, 3-4 SWC) - T 4<sup>TH</sup>**

S4	at Ohio State	L	34-7
S11	Tulane	W	34-0
S18	Sam Houston State	W	14-13
S25	Iowa State	W	49-21
O2	at Texas (SWC)	L	55-38
O9	TCU (SWC)	W	34-19
O16	at Texas Tech (SWC)	L	45-16
O23	Texas A&M (SWC)	L	38-10
N6	at SMU (SWC)	W	31-24
N13	at Baylor (SWC)	L	38-14
N26	Houston (SWC)	W	37-7

**KEN HATFIELD****(1994-2005)**

Hatfield followed his former aid, Fred Goldsmith, as the Owls' head coach. Like Jimmy Kitts some 60 years before him, Hatfield won an SWC Championship in his first season. It was Rice's first conference title since 1957 and was highlighted by a 19-17 victory over Texas. The Owls' previous win over Texas came in 1965. Hatfield ushered the Owls into the WAC and his 1996 and 1997 teams both went 7-4. It was the Owls' first consecutive seven-win season since 1960-61. In 2001, the Owls' 6-1 start was their best since 1949. The Owls were 55-78-1 under Hatfield.

**1994 (5-6, 4-3 SWC) - T 1<sup>ST</sup>**

S10	Tulane	L	15-13
S17	at Kansas State	L	27-18
S24	at Iowa State	W	28-18
O8	Texas Tech (SWC)	W	24-21
O16	Texas (SWC)	W	19-17
O22	at Texas A&M (SWC)	L	7-0
O29	at TCU (SWC)	L	27-25
N5	SMU (SWC)	W	17-10
N12	Baylor (SWC)	L	19-14
N19	at Navy	L	29-17
N26	at Houston (SWC)	W	31-13

**1995 (2-8-1, 1-6 SWC) - T 7<sup>TH</sup>**

S2	UNLV	W	38-0
S16	Tulane	L	17-15
S23	at LSU	L	52-7
S30	at Army	T	21-21
O7	at Texas (SWC)	L	37-13
O14	TCU (SWC)	L	33-28
O21	at Texas Tech (SWC)	L	31-26
O28	at SMU (SWC)	W	34-24
N9	Texas A&M (SWC)	L	17-10
N18	at Baylor (SWC)	L	34-6
D2	Houston (SWC)	L	18-17

**1996 (7-4, 6-2 WAC) - T 2<sup>ND</sup> MOUNTAIN DIVISION**

S7	at Ohio State	L	70-7
S14	at Tulane	W	21-14
S21	Kansas State	L	34-7
S28	at Air Force (WAC)	L	45-17
O5	at New Mexico (WAC)	W	38-21
O19	SMU (WAC)	W	35-17
O26	at UTEP (WAC)	W	48-21
N2	Utah (WAC)	W	51-10
N9	at BYU (WAC)	L	49-0
N16	at TCU (WAC)	W	30-17
N23	Tulsa (WAC)	W	42-14

**1997 (7-4, 5-3 WAC) - T 2<sup>ND</sup> MOUNTAIN DIVISION**

S6	Air Force (WAC)	L	41-12
S13	at Tulane	W	30-24
S20	at Northwestern	W	40-34
S27	Texas	L	38-31
O4	at Tulsa (WAC)	W	42-24
O11	BYU (WAC)	W	27-14
O18	at New Mexico (WAC)	W	35-23
N1	at SMU (WAC)	L	24-6
N8	TCU (WAC)	W	38-19
N15	at Utah (WAC)	L	31-14
N22	UTEP (WAC)	W	31-13

**1998 (5-6, 5-3 WAC) - T 3<sup>RD</sup> MOUNTAIN DIVISION**

S5	SMU (WAC)	(OT)W	23-17
S12	at Purdue	L	21-19
S19	Northwestern	L	23-14
S26	at Texas	L	59-21
O10	at San Jose State (WAC)	L	20-17
O17	Tulsa (WAC)	W	14-10
O24	at Wyoming (WAC)	L	34-24
O31	Colorado State (WAC)	W	35-23
N7	at TCU (WAC)	W	14-12
N14	UNLV (WAC)	W	38-16
N21	at Air Force (WAC)	L	22-16

**1999 (5-6, 4-3 WAC) - 4<sup>TH</sup>**

S4	at Houston	L	28-3
S11	at Michigan	L	37-3
S18	at Texas	L	18-13
S25	Navy	W	20-17
O2	at Tulsa (WAC)	W	20-10
O9	at Hawai'i (WAC)	W	38-19
O16	San Jose State (WAC)	W	49-7
O23	TCU (WAC)	W	42-21
O30	at SMU (WAC)	L	27-2
N6	at Fresno State (WAC)	L	47-18
N13	UTEP (WAC)	L	30-29

**2000 (3-8, 2-6) - T 6<sup>TH</sup>**

S2	Houston	(OT) W	30-27
S9	at Michigan	L	38-7
S16	Tulsa (WAC)	L	23-16
S23	at Oklahoma	L	42-14
S30	at San Jose State (WAC)	L	29-16
O5	Fresno State (WAC)	L	27-24
O21	Hawai'i (WAC)	W	38-13
O28	at TCU (WAC)	L	37-0
N4	SMU (WAC)	W	43-14
N11	at UTEP (WAC)	L	38-21
N18	at Nevada (WAC)	L	34-28

**2001 (8-4, 5-3 WAC) - T 4<sup>TH</sup>**

S1	at Houston	W	21-14
S8	Duke	W	15-13
S20	at Nebraska	L	48-3
S29	at Hawai'i (WAC)	W	27-24
O6	Boise State (WAC)	W	45-14
O13	at Navy	W	21-13
O20	Nevada (WAC) (OT)	W	33-30
O27	at Louisiana Tech (WAC) (OT)	L	41-38
N3	at Fresno State (WAC)	L	52-24
N10	Tulsa (WAC)	W	59-32
N17	UTEP (WAC)	W	27-17
N24	at SMU (WAC)	L	37-20

**2002 (4-7, 3-5 WAC) - T 6<sup>TH</sup>**

A31	Houston	L	24-10
S7	at Michigan State	L	27-10
S21	at Nevada (WAC)	L	31-21
S28	Fresno State (WAC)	L	31-28
O5	Louisiana Tech (WAC-Reliant)	W	37-20
O12	at Navy	W	17-10
O19	at UTEP (WAC)	L	38-35
O26	SMU (WAC)	W	27-15
N2	at Tulsa (WAC)	W	33-18
N9	at Boise State (WAC)	L	49-7
N16	Hawai'i (WAC)	L	33-28

**2003 (5-7, 3-5) - T 4<sup>TH</sup>**

A30	at Houston	L	48-14
S13	at Duke (OT)	L	27-24
S20	Texas (Reliant)	L	48-7
S27	at Hawai'i (WAC)	L	41-21
O4	San Jose State (WAC)	W	28-24
O18	Navy	L	38-6
O25	at Fresno State (WAC)	L	31-28
N1	Nevada (WAC)	W	52-42
N8	Tulsa (WAC)	L	31-28
N15	at SMU (WAC)	W	41-20
N22	UTEP (WAC)	W	45-14
N27	at Louisiana Tech (WAC)	W	49-14

**2004 (3-8, 2-6 WAC) - 9<sup>TH</sup>**

S5	Houston (Reliant)	W	10-7
S18	Hawai'i (WAC)	W	41-29
S25	at Texas	L	35-13
O2	at San Jose State (WAC)	L	70-63
O9	SMU (WAC)	W	44-10
O16	at Nevada (WAC)	L	35-10
O23	at Navy	L	14-13
O30	at Tulsa (WAC)	L	39-22
N6	Fresno State (WAC)	L	52-21
N13	at UTEP (WAC) (2 OT)	L	35-28
N29	Louisiana Tech (WAC-Reliant)	L	51-14

**2005 (1-10, 1-7 C-USA) - T 5<sup>TH</sup> WEST DIVISION**

S10	at UCLA	L	63-21
S17	at Texas	L	51-10
O1	at UAB (C-USA)	L	45-26
O8	at East Carolina (C-USA)	L	41-28
O15	Tulsa (C-USA)	L	41-21
O22	Navy	L	41-9
O29	UTEP (C-USA)	L	38-31
N5	at SMU (C-USA)	L	27-7
N12	Tulane (C-USA)	W	42-34
N19	UCF (C-USA)	L	31-28
N26	at Houston (C-USA)	L	35-18

**Todd Graham****(2006)**

Graham's one season at Rice proved to be a season to remember. The Owls survived a 1-5 start to win six straight games to earn their first bowl bid since 1961.

**2006 (7-6, 6-2 C-USA) - T 2<sup>ND</sup>**

S2	Houston (C-USA)	L	31-30
S9	at UCLA	L	26-16
S16	Texas (Reliant)	L	52-7
S23	at Florida State	L	55-7
S30	at Army	W	48-14
O7	at Tulane (C-USA)	L	38-24
O14	UAB (C-USA)	W	34-33
O21	at UCF (C-USA)	W	40-29
N4	at UTEP (C-USA)	W	37-31
N11	at Tulsa (C-USA) (2 OT)	W	41-38
N18	East Carolina (C-USA)	W	18-17
N25	SMU (C-USA)	W	31-27
D23	vs. Troy (New Orleans Bowl)	L	41-17

**David Bailiff****(2007-Present)**

Bailiff enters his fifth season at Rice. In 2008, the Owls posted their first 10-win season 1949. Bailiff's four-year record stands at 19-30 (15-17 C-USA).

**2007 (3-9, 3-5 C-USA) - T 3<sup>RD</sup> WEST DIVISION**

S1	Nicholls State	L	16-14
S8	at Baylor	L	42-17
S15	Texas Tech	L	59-24
S22	at Texas	L	58-14
O3	at Southern Miss (C-USA)	W	31-29
O13	at Houston (C-USA)	L	56-48
O20	Memphis (C-USA)	L	38-35
O27	at Marshall (C-USA)	L	34-21
N3	UTEP (C-USA)	W	56-48
N10	at SMU (C-USA)	W	43-42
N17	Tulane (C-USA)	L	45-31
N24	Tulsa (C-USA)	L	48-43

**2008 (10-3, 7-1 C-USA) - T 1<sup>ST</sup> WEST DIVISION**

A29	SMU (C-USA)	W	56-27
S6	at Memphis (C-USA)	W	42-35
S13	at Vanderbilt	L	38-21
S20	at Texas	L	52-20
S27	North Texas	W	77-20
O4	at Tulsa (C-USA)	L	63-28
O18	Southern Miss (C-USA)	W	45-40
O25	at Tulane (C-USA)	W	42-17
N1	at UTEP (C-USA)	W	49-44
N8	Army	W	38-31
N22	Marshall (C-USA)	W	35-10
N29	Houston (C-USA)	W	56-42
D30	vs. Western Michigan (Texas Bowl)	W	38-21

**2009 (2-10, 2-6 C-USA) - 5<sup>TH</sup> WEST DIVISION**

S5	at UAB (C-USA)	L	44-24
S12	at Texas Tech	L	55-10
S19	at Oklahoma State	L	41-24
S26	Vanderbilt	L	36-17
O3	Tulsa (C-USA)	L	27-10
O8	Navy	L	63-14
O17	at East Carolina (C-USA)	L	49-13
O24	UCF (C-USA)	L	49-7
N7	at SMU (C-USA)	L	31-28
N14	Tulane (C-USA)	W	28-20
N21	UTEP (C-USA)	W	30-29
N28	at Houston (C-USA)	L	73-14

**2010 (4-8, 3-5 C-USA) - T 4<sup>TH</sup> WEST DIVISION**

S4	Texas (Reliant Stadium)	L	34-17
S11	at North Texas	W	33-32
S18	Northwestern	L	30-13
S25	Baylor	L	30-13
O2	SMU(C-USA)	L	42-31
O9	at UTEP (C-USA)	L	44-24
O16	Houston (C-USA)	W	34-31
O23	at UCF (C-USA)	L	41-14
N 6	at Tulsa (C-USA)	L	64-27
N13	at Tulane (C-USA)	L	54-49
N21	ECU (C-USA)	W	62-38
N28	UAB (C-USA)	W	28-23

**2011 (4-8, 3-5 C-USA) - T 4<sup>TH</sup> WEST DIVISION**

S3	at Texas	L	34-9
S10	Purdue	W	24-22
S24	at Baylor	L	56-31
O1	at Southern Miss (C-USA)	L	48-24
O8	Memphis (C-USA)	W	28-6
O15	at Marshall(C-USA)	L	24-20
O22	Tulsa (C-USA)	L	38-20
O27	at Houston (C-USA)	L	73-34
N5	UTEP (C-USA)	W	41-37
N12	at Northwestern	L	28-6
N19	Tulane (C-USA)	W	19-7
N26	at SMU (C-USA)	L	27-24

# ALL-TIME SERIES RECORDS

Opponent	W-L-T	First Game	Last Game	Opponent	W-L-T	First Game	Last Game	Opponent	W-L-T	First Game	Last Game	Opponent	W-L-T	First Game	Last Game	Opponent	W-L-T	First Game	Last Game
Alabama	3-0-0	1953	1956	East Carolina	2-2-0	2005	2010	Louisiana State	14-36-5	1915	1995	Notre Dame	0-4-0	1915	1988	Tennessee	1-2-0	1946	1969
Air Force	1-5-0	1985	1998	Florida	4-3-1	1953	1977	<b>Louisiana Tech</b>	<b>3-2-0</b>	<b>1965</b>	<b>2004</b>	Ohio State	0-2-0	1993	1996	Texas	21-71-1	1914	2011
Arizona	4-0-0	1916	1931	Florida State	0-1-0	2006	-	Loyola-New Orleans	3-2-0	1927	1934	Oklahoma	0-7-0	1921	2000	Texas A&M	27-50-3	1914	1995
Arkansas	29-35-3	1919	1991	Fordham	0-1-0	1939	-	<b>Marshall</b>	<b>1-2-0</b>	<b>2007</b>	<b>2011</b>	Oklahoma State	0-3-1	1914	2009	Texas A&M-Kingsville	6-0-0	1931	1940
Army	2-1-1	1958	2008	Fresno State	0-6-0	1999	2004	<b>Memphis</b>	<b>2-1-0</b>	<b>2007</b>	<b>2011</b>	Oregon	0-1-0	1962	-	TCU	35-41-3	1914	2000
Auburn	2-0-0	1937	1938	George Washington	2-0-0	1935	1936	Miami (Florida)	0-2-0	1984	1985	Penn State	0-2-0	1962	1963	Texas State	2-2-0	1920	1987
Austin College	3-2-1	1912	1924	Georgia	1-0-0	1936	-	Michigan	0-2-0	1999	2000	Pittsburgh	2-0-0	1950	1951	Texas Tech	20-27-1	1942	2009
Baylor	30-47-2	1914	2011	Georgia Tech	0-2-1	1960	1972	Michigan State	0-1-0	2002	-	Purdue	2-2-0	1934	2011	Trinity (Texas)	5-1-1	1913	1927
Boise State	1-1-0	2001	2002	Hardin-Simmons	1-0-0	1953	-	Minnesota	0-2-0	1983	1984	St. Edward's (Texas)	2-2-1	1926	1930	Troy	0-1-0	2006	2006
BYU	1-1-0	1996	1997	Haskell Institute	1-0-0	1917	-	Mississippi	0-1-0	1960	-	St. Mary's (Texas)	1-0-0	1935	-	<b>Tulane</b>	<b>18-15-1</b>	<b>1916</b>	<b>2011</b>
California	1-1-0	1969	1970	Hawai'i	4-2-0	1999	2004	Mississippi State	0-1-0	1975	-	Sam Houston State	16-1-0	1912	1993	<b>Tulsa</b>	<b>7-9-1</b>	<b>1937</b>	<b>2011</b>
Centenary	3-1-0	1927	1941	<b>Houston</b>	<b>11-27-0</b>	<b>1971</b>	<b>2011</b>	Missouri	0-1-0	1981	-	San Jose State	2-3-0	1998	2004	UAB	2-2-0	2005	2010
Cincinnati	0-1-0	1974	-	Howard Payne	1-0-0	1919	-	Montana	1-0-0	1973	-	Santa Clara	1-1-0	1933	1950	UCF	1-3-0	2005	2010
Clemson	3-4-0	1949	1980	Idaho	1-0-0	1977	-	Navy	6-6-0	1951	2009	Univ. of the South	2-0-0	1919	1930	<b>UCLA</b>	<b>0-4-0</b>	<b>1952</b>	<b>2006</b>
Colorado	1-0-0	1937	-	Indiana	0-2-0	1987	1988	Nebraska	0-1-0	2001	-	Southern Cal	0-2-1	1947	1971	UNLV	2-0-0	1995	1998
Colorado State	1-0-0	1998	-	Iowa State	3-2-0	1930	1994	New Mexico	3-0-0	1949	1997	<b>Southern Miss</b>	<b>2-1-0</b>	<b>2007</b>	<b>2011</b>	<b>UTEP</b>	<b>9-6-0</b>	<b>1996</b>	<b>2011</b>
Cornell	2-0-0	1953	1954	<b>Kansas</b>	<b>0-1-0</b>	<b>1961</b>	<b>1961</b>	Nevada	2-3-0	2000	2004	<b>SMU</b>	<b>40-48-1</b>	<b>1916</b>	<b>2011</b>	<b>UTSA</b>	<b>0-0-0</b>	<b>2012</b>	
Creighton	3-1-0	1932	1935	Kansas State	0-2-0	1994	1996	Nicholls State	0-1-0	2007	-	Southwestern (Texas)	16-5-0	1912	1946	Utah	3-1-0	1956	1997
Daniel Baker	2-0-0	1914	1915	Kentucky	0-2-0	1953	1955	North Carolina	1-0-0	1949	-	Stanford	3-1-0	1957	1964	Vanderbilt	1-4-0	1939	2009
Duke	1-5-0	1957	2003	Lamar	4-0-0	1984	1987	North Texas	21-1-0	1988	2010	Stephen F. Austin	1-1-0	1925	1926	Virginia Military	2-0-0	1939	1975
Duquesne	1-1-0	1935	1936	Louisiana-Lafayette	2-3-0	1921	1989	Northwestern	4-3-0	1967	2011	Tennessee	1-2-0	1946	1969	Washington	0-0-1	1968	-

Opponent	W-L-T	First Game	Last Game
Wake Forest	1-0-1	1989	1990
Western Michigan	1-0-0	2008	-
West Virginia	1-0-0	1964	-
Wisconsin	0-2-0	1952	1954
Wyoming	0-1-0	1998	-

Overall	W-L-T
College Opponents	424-542-31
Other Opponents	8-7-1
All Opponents	432-549-32

#### East Carolina (2-2)

O8, 2005	L	41-28	Greenville
N18, 2006	W	18-17	Houston
O17, 2009	L	49-13	Greenville
N 20, 2010	W	62-38	Houston

#### Houston (11-27)

S11, 1971	L	23-21	Rice Stadium
S9, 1972	W	14-13	Rice Stadium
S15, 1973	L	24-6	Astrodome
S14, 1974	L	21-0	Rice Stadium
S13, 1975	W	24-7	Astrodome
N27, 1976	L	42-20	Rice Stadium
N26, 1977	L	51-21	Rice Stadium
D2, 1978	L	49-25	Astrodome
D1, 1979	L	63-0	Rice Stadium
N29, 1980	W	35-7	Astrodome
N28, 1981	L	40-3	Rice Stadium
N27, 1982	L	28-21	Astrodome
S1, 1983	L	45-14	Rice Stadium
D1, 1984	L	38-26	Astrodome
N30, 1985	L	24-20	Rice Stadium
N29, 1986	W	14-13	Astrodome
N28, 1987	L	45-21	Rice Stadium
N26, 1988	L	45-14	Astrodome

D2, 1989	L	64-0	Rice Stadium
S29, 1990	L	24-22	Astrodome
N16, 1991	L	41-21	Rice Stadium
N28, 1992	L	61-34	Astrodome
N26, 1993	W	37-7	Rice Stadium
N26, 1994	W	31-13	Astrodome
D2, 1995	L	18-17	Rice Stadium
S4, 1999	L	28-3	Robertson Stadium

S2, 2000	W	30-27 <sup>ot</sup>	Rice Stadium
S1, 2001	W	21-14	Robertson Stadium

A31, 2002	L	24-10	Rice Stadium
A30, 2003	L	48-14	Robertson Stadium

S5, 2004	W	10-7	Reliant Stadium
N26, 2005	L	35-18	Robertson Stadium

S2, 2006	L	31-30	Rice Stadium
O13, 2007	L	56-48	Robertson Stadium
N29, 2008	W	56-42	Rice Stadium
N28, 2009	L	73-14	Robertson Stadium

## GAME BY GAME SERIES

O 16, 2010	W	34-31	Rice Stadium
O 27, 2011	L	73-34	Robertson Stadium

#### Kansas (0-1)

D16, 1961	L	33-7	Rice Stadium
<i>(Bluebonnet Bowl)</i>			

#### Louisiana Tech (3-2)

S18, 1965	W	14-0	Rice Stadium
O27, 2001	L	41-38 <sup>ot</sup>	Ruston
O5, 2002	W	37-20	Rice Stadium
N27, 2003	W	49-14	Ruston
N29, 2004	L	51-14	Reliant Stadium

#### Marshall (1-2)

O27, 2007	L	34-21	Huntington
N22, 2008	W	35-10	Houston
O 15, 2011	L	24-20	Huntington

#### Memphis (2-1)

O20, 2007	L	38-35	Houston
S6, 2008	W	42-35	Memphis
O 8, 2011	W	28-6	Houston

#### Southern Miss (2-1)

O3, 2007	W	31-29	Hattiesburg
O18, 2008	W	45-40	Houston
O 1, 2011	L	48-24	Hattiesburg

#### SMU (40-47-1)

N17, 1916	W	146-3	Houston
N30, 1918	W	13-0	Houston
N8, 1919	W	21-14	Houston
N6, 1920	W	10-0	Dallas
N5, 1921	W	7-0	Houston
N6, 1926	L	20-0	Houston
O14, 1927	L	34-6	Dallas
O20, 1928	L	53-13	Dallas
N23, 1929	L	43-0	Dallas
N22, 1930	L	32-0	Houston
O17, 1931	L	21-12	Houston
O8, 1932	W	13-0	Dallas
O14, 1933	L	13-7	Houston
O13, 1934	W	9-0	Houston
O19, 1935	L	10-0	Dallas
D5, 1936	L	9-0	Houston
D4, 1937	W	15-7	Dallas
D3, 1938	W	25-14	Houston
D9, 1939	L	13-6	Dallas

D7, 1940	L	7-6	Houston	O21, 1967	W	14-10	Houston	O19, 1996	W	35-17	Houston	O14, 1944	L	21-0	New Orleans	<b>Tulsa (7-9-1)</b>			
D6, 1941	W	6-0	Dallas	O19, 1968	L	32-24	Dallas	N1, 1997	L	24-6	Dallas	O13, 1945	W	13-7	Houston	O16, 1937	T	0-0	Houston
D5, 1942	W	13-7	Houston	O18, 1969	L	34-14	Houston	S5, 1998	W	23-17 <sup>ot</sup>	Houston	O12, 1946	W	25-6	New Orleans	N23, 1996	W	42-14	Houston
O16, 1943	L	12-0	Dallas	O17, 1970	L	10-0	Dallas	O30, 1999	L	27-2	Dallas	O11, 1947	W	33-0	Houston	O4, 1997	W	42-24	Tulsa, Okla.
O21, 1944	W	21-0	Houston	O16, 1971	L	16-10	Houston	N4, 2000	W	43-14	Houston	O1, 1960	W	10-7	Houston	O17, 1998	W	14-10	Houston
O20, 1945	L	21-18	Dallas	O21, 1972	L	29-14	Dallas	N24, 2001	L	37-20	Dallas	S25, 1971	W	14-0	Houston	O2, 1999	W	20-10	Tulsa, Okla.
O19, 1946	W	21-7	Houston	O20, 1973	L	27-16	Houston	O26, 2002	W	27-15	Houston	S15, 1979	W	21-17	Houston	S16, 2000	L	23-16	Houston
O18, 1947	L	14-0	Dallas	O19, 1974	L	19-14	Dallas	N15, 2003	W	41-20	Dallas	S20, 1980	L	35-20	New Orleans	N10, 2001	W	59-32	Houston
O16, 1948	L	33-7	Houston	O18, 1975	W	28-17	Houston	O9, 2004	W	44-10	Houston	O3, 1981	W	20-16	Houston	N2, 2002	W	33-18	Tulsa, Okla.
O15, 1949	W	41-27	Dallas	N6, 1976	W	41-34	Houston	N5, 2005	L	27-7	Dallas	S18, 1982	L	30-6	New Orleans	N8, 2003	L	31-28	Houston
O21, 1950	L	42-21	Houston	N5, 1977	L	41-24	Dallas	N25, 2006	W	31-27	Houston	S9, 1989	L	20-19	New Orleans	O30, 2004	L	39-22	Tulsa, Okla.
O20, 1951	W	28-7	Dallas	N11, 1978	L	58-0	Houston	N10, 2007	W	43-42	Dallas	S8, 1990	L	21-10	Houston	O15, 2005	L	41-21	Houston
O18, 1952	L	21-14	Houston	S8, 1979	L	35-17	Dallas	A29, 2008	W	56-27	Houston	S21, 1991	W	28-19	New Orleans	N11, 2006	W	41-38 <sup>2ot</sup>	Tulsa, Okla.
O17, 1953	L	12-7	Dallas	N8, 1980	L	34-14	Houston	N7, 2009	L	31-28	Dallas	S11, 1993	W	34-0	Houston	N24, 2007	L	48-43	Houston
O16, 1954	L	20-6	Houston	N7, 1981	L	33-12	Dallas	O2, 2010	L	42-31	Houston	S10, 1994	L	15-13	Houston	O4, 2008	L	63-28	Tulsa, Okla.
O15, 1955	L	20-0	Dallas	N6, 1982	L	41-14	Houston	N26, 2011	L	27-24	Dallas	S16, 1995	L	17-15	Houston	O3, 2009	L	27-10	Houston
O20, 1956	L	14-13	Houston	N5, 1983	L	20-6	Dallas	<b>Tulane (18-15-1)</b>			S14, 1996	W	21-14	New Orleans	N6, 2010	L	64-27	Tulsa, Okla.	
O19, 1957	W	27-21	Dallas	N10, 1984	L	31-17	Houston	N11, 1916	W	23-13	Houston	S13, 1997	W	30-24	New Orleans	O22, 2011	L	38-20	Houston
O18, 1958	W	13-7	Dallas	N9, 1985	L	40-15	Dallas	N17, 1917	W	16-0	New Orleans	N11, 2005	W	42-34	Houston	<b>UAB (2-2)</b>			
O17, 1959	T	13-13	Houston	N13, 1986	L	45-3	Houston	O16, 1920	T	0-0	New Orleans	O7, 2006	L	38-24	New Orleans	O1, 2005	L	45-26	Birmingham
O15, 1960	W	47-10	Dallas	S2, 1989	W	35-6	Dallas	O15, 1921	L	7-6	Houston	N 17, 2007	L	45-31	Houston	O14, 2006	W	34-33	Houston
O21, 1961	W	10-0	Houston	N10, 1990	W	30-28	Houston	O15, 1938	L	26-17	New Orleans	O25, 2008	W	42-17	New Orleans	S5, 2009	L	44-24	Birmingham
O20, 1962	L	15-7	Dallas	N9, 1991	W	31-10	Dallas	O19, 1940	L	15-6	New Orleans	N14, 2009	W	28-20	Houston	N 27, 2010	W	28-23	Houston
O19, 1963	W	13-7	Houston	O10, 1992	W	28-13	Houston	O11, 1941	W	10-9	Houston	N13, 2010	L	54-49	New Orleans				
O17, 1964	W	7-6	Dallas	N6, 1993	W	31-24	Dallas	O10, 1942	L	18-7	New Orleans	N19, 2011	W	19-7	Houston				
O16, 1965	L	17-14	Houston	N5, 1994	W	17-10	Houston	O9, 1943	L	33-0	Houston								
O15, 1966	L	28-24	Dallas	O28, 1995	W	34-24	Dallas												

**UCF (1-3)**

N19, 2005	L	31-28	Houston
O21, 2006	W	40-29	Orlando, Fla.
O24, 2009	L	49-7	Houston
O 23, 2010	L	41-14	Orlando, Fla.

**UCLA (0-4)**

O11, 1952	L	20-0	Los Angeles, Calif.
O8, 1966	L	27-24	Houston
S 10, 2005	L	63-21	Pasadena, Calif.
S 9, 2006	L	26-16	Pasadena, Calif.

**UTEP (9-6)**

O26, 1996	W	48-21	El Paso
N22, 1997	W	31-13	Houston
N13, 1999	L	30-29	Houston
N11, 2000	L	38-21	El Paso
N17, 2001	W	27-17	Houston
O19, 2002	L	38-35	El Paso
N22, 2003	W	45-14	Houston
N13, 2004	L	35-28 <sup>2ot</sup>	El Paso
O29, 2005	L	38-31	Houston
N4, 2006	W	37-31	El Paso
N3, 2007	W	56-48	Houston
N1, 2008	W	49-44	El Paso
N21, 2009	W	30-29	Houston
O9, 2010	L	44-24	El Paso

N11,2011    W    41-37    Houston

**UTSA (0-0)**

First meeting

**RICE BOWL HISTORY**

1938 Cotton Bowl	Jan. 1, 1938	Dallas, Texas	Rice 28, Colorado 14
1947 Orange Bowl	Jan. 1, 1947	Miami, Fla.	Rice 8, Tennessee 0
1950 Cotton Bowl	Jan. 1, 1950	Dallas, Texas	Rice 27, North Carolina 13
1954 Cotton Bowl	Jan. 1, 1954	Dallas, Texas	Rice 28, Alabama 6
1958 Cotton Bowl	Jan. 1, 1958	Dallas, Texas	Navy 20, Rice 7
1961 Sugar Bowl	Jan. 2, 1961	New Orleans, La.	Ole Miss 14, Rice 6
1961 Bluebonnet Bowl	Dec. 16, 1961	Houston, Texas	Kansas 33, Rice 7
2006 New Orleans Bowl	Dec. 22, 2006	New Orleans, La.	Troy 41, Rice 17
2008 Texas Bowl	Dec. 30, 2008	Houston, Texas	Rice 38, Western Michigan 14

# THE OWLS IN RICE STADIUM

Season	All Games			Conference			Home Attend.	Avg.	Largest Home Crowd
	W	L	T	W	L	T			
1950	3	3	0	0	3	0	310,000	51,667	SMU, Texas (70,000)
1951	4	2	0	2	1	0	256,000	42,667	Navy, Texas A&M (58,000)
1952	2	4	0	1	2	0	253,000	42,167	Texas (66,000)
1953	5	1	0	3	0	0	270,000	45,000	Baylor (68,000)
1954	5	1	0	2	1	0	281,500	46,917	Texas (71,000)
1955	2	3	1	0	3	0	281,500	46,971	Texas A&M (68,000)
1956	4	2	0	1	2	0	275,000	45,833	Texas (67,000)
1957	4	2	0	3	0	0	291,000	48,500	Texas A&M (72,000)
1958	1	5	0	1	2	0	343,000	57,167	Texas (72,000)
1959	1	3	2	1	2	1	230,000	38,333	SMU (65,000)
1960	5	1	0	4	0	0	248,000	41,333	Texas (72,000)
1961	5	1	0	3	1	0	267,000	44,500	LSU (73,000)
1962	2	3	1	2	1	1	235,000	39,167	Texas (73,000)
1963	4	2	0	2	2	0	273,000	45,500	LSU (64,000)
1964	3	2	1	2	1	1	252,000	42,000	Texas (73,000)
1965	1	5	0	0	4	0	185,000	30,833	Arkansas (46,000)
1966	2	4	0	1	3	0	243,500	40,583	Texas (67,500)
1967	4	2	0	2	2	0	205,867	34,311	Texas A&M (58,000)
1968	0	5	0	0	3	0	180,635	36,127	Texas (68,500)
1969	3	3	0	2	2	0	176,919	29,487	LSU (55,000)
1970	3	2	0	1	2	0	135,547	27,109	Texas (70,500)

Season	All Games			Conference			Attend.	Avg.	Largest Crowd
	W	L	T	W	L	T			
1971	2	4	1	1	2	1	219,133	31,305	Houston (62,000)
1972	3	3	0	1	2	0	232,693	38,782	Texas (65,000)
1973	4	2	0	3	1	0	177,909	29,652	Notre Dame (50,000)
1974	2	3	1	2	1	0	204,001	34,000	Texas (56,500)
1975	1	5	0	1	3	0	145,475	25,109	Texas A&M (67,000)
1976	2	4	0	1	4	0	145,349	24,224	Texas (57,000)
1977	1	5	0	0	4	0	153,000	25,500	Texas A&M (57,500)
1978	1	5	0	1	3	0	176,500	29,417	Texas (62,000)
1979	1	5	0	0	4	0	164,800	27,133	Oklahoma (48,000)
1980	1	4	0	0	4	0	152,000	30,400	Texas (52,000)
1981	2	3	0	1	3	0	121,266	24,245	Texas A&M (52,000)
1982	0	5	0	0	4	0	130,000	26,000	Texas (50,000)
1983	1	5	0	0	3	0	134,000	22,333	Texas A&M (40,000)
1984	1	4	0	0	4	0	114,256	22,851	Texas (56,047)
1985	2	4	0	1	3	0	106,112	17,685	Texas A&M (41,195)
1986	2	5	0	0	4	0	105,500	15,071	Texas (31,000)
1987	2	4	0	0	4	0	90,400	15,067	Texas A&M (32,500)
1988	0	5	0	0	3	0	84,500	16,900	Texas (35,000)
1989	0	5	0	0	4	0	92,700	18,540	Texas A&M (30,900)
1990	4	3	0	2	2	0	153,100	21,871	Texas (34,800)
1991	0	4	0	0	3	0	121,700	30,425	Texas A&M (42,600)

Season	All Games			Conference			Attend.	Avg.	Largest Crowd
	W	L	T	W	L	T			
1992	5	1	0	3	1	0	142,800	23,800	Texas (41,100)
1993	5	1	0	2	1	0	143,000	23,833	Texas A&M (46,800)
1994	3	2	0	3	1	0	112,900	22,580	Texas (34,700)
1995	1	4	0	0	3	0	126,800	25,360	Texas A&M (39,500)
1996	4	1	0	4	0	0	100,850	20,170	Utah (23,250)
1997	3	2	0	3	1	0	177,547	35,509	Texas (53,811)
1998	4	1	0	4	0	0	110,573	22,115	SMU (42,674)
1999	3	1	0	2	1	0	101,200	25,300	Navy (44,217)
2000	3	2	0	2	2	0	95,885	19,177	Hawai'i (22,521)
2001	5	0	0	4	0	0	84,617	16,923	Tulsa (29,317)
2002	1	3	0	1	2	0	100,344	20,069	Houston (30,747)
<sup>1</sup> 2003	3	2	0	3	1	0	77,307	15,461	Navy (27,832)
<sup>2</sup> 2004	2	1	0	2	1	0	41,883	13,961	Fresno State (18,407)
2005	2	3	0	2	2	0	50,362	10,072	Navy (12,714)
<sup>3</sup> 2006	3	1	0	3	1	0	59,041	14,760	Houston (23,352)
2007	1	5	0	1	4	0	80,118	13,353	Texas Tech (21,543)
2008	6	0	0	4	0	0	121,074	20,179	Houston (35,534)
2009	2	4	0	2	2	0	81,309	13,552	Vanderbilt (19,753)
<sup>4</sup> 2010	3	3	0	3	1	0	108,549	18,091	Houston (26,342)
2011	4	1	0	3	1	0	86,643	17,329	Purdue (25,371)
<b>Totals</b>	<b>158</b>	<b>177</b>	<b>7</b>	<b>98</b>	<b>124</b>	<b>4</b>	<b>10,345,454</b>	<b>30,250</b>	<b>Several (73,000)</b>

<sup>1</sup>2003 attendance figure does not include Texas game (47,764) played at Reliant Stadium

<sup>2</sup>2004 attendance figure does not include Houston & LaTech games (27,726 & 8,307) played at Reliant

<sup>3</sup>2006 attendance figure does not include Texas game (40,069) played at Reliant Stadium

<sup>4</sup>2010 attendance figure does not include Texas game (70,445) played at Reliant Stadium

## LARGEST HOME CROWDS AT RICE STADIUM

Rk.	Attend.	Opponent, Score	Date
1.	73,000	Rice 16, LSU 3	Sept. 23, 1961
	73,000	Rice 14, Texas 14 (tie)	Oct. 27, 1992
	73,000	Texas 6, Rice 3	Oct. 24, 1964
4.	72,000	Rice 7, Texas A&M 6	Nov. 16, 1957
	72,000	Rice 34, Texas 7	Oct. 25, 1958
	72,000	Rice 7, Texas 0	Oct. 22, 1960
7.	71,000	Rice 13, Texas 7	Oct. 23, 1954
8.	70,500	Texas 45, Rice 21	Oct. 21, 1970
9.	70,000	SMU 42, Rice 21	Oct. 21, 1950
	70,000	Texas 35, Rice 7	Oct. 28, 1950

## RICE ALL-TIME COACHING RECORDS

	Years	Overall Conf. Only	
		W-L-T	W-L-T
Phil Arbuckle (Southwestern)	1912-17, 19-23	52-30-8	9-8-2
John Anderson	1918	1-5-0	1-1-0
John W. Heisman (Pennsylvania)	1924-27	14-18-3	4-11-1
Claude Rothgreb	1928	2-7-0	0-5-0
Jack Meagher (Notre Dame)	1929-33	26-26-0	9-20-0
Jimmy Kitts (SMU)	1934-39	33-29-4	16-18-2
Jess Neely (Vanderbilt)	1940-66	144-124-10	86-75-6
Harold "Bo" Hagan (South Carolina)	1967-70	12-27-1	7-21-0
Bill Peterson (Ohio Northern)	1971	3-7-1	2-4-1
Al Conover (Wake Forest)	1972-75	14-28-1	10-18-0
Homer Rice (Centre)	1976-77	4-18-0	2-14-0
Ray Alborn (Rice)	1978-83	13-53-0	9-39-0
Watson Brown (Vanderbilt) 1	984-85	4-18-0	2-14-0
Jerry Berndt (Bowling Green State)	1986-88	6-27-0	2-24-0
Fred Goldsmith (Florida)	1989-93	23-31-1	14-24-0
Ken Hatfield (Arkansas)	1994-2005	56-89-1	44-57-0
Todd Graham (East Central Univ.)	2006	7-6	6-2
David Bailiff (Texas State)	2007-	23-38	19-25

## C-USA CHAMPIONSHIP GAME

Conference USA will host its eighth football championship game in 2012.

The event is slated for Saturday, December 1, and will be televised by ESPN or ESPN 2. The team with the highest league winning percentage will serve as host site for the game.

The title game will feature champions from the East and West divisions of the league. UCF, Houston, Tulsa and East Carolina have hosted the first seven championship games, with UCF hosting the event three times and Houston hosting it twice.

### Year Champion (C-USA Record)

2011 Southern Miss (7-1)	2002 TCU (6-2) Cincinnati (6-2)
2010 UCF (7-1)	2001 Louisville (6-1)
2009 East Carolina (6-2)	2000 Louisville (6-1)
2008 East Carolina (6-2)	1999 Southern Miss (6-0)
2007 UCF (7-1)	1998 Tulane (6-0)
2006 Houston (7-1)	1997 Southern Miss (6-0)
2005 Tulsa (6-2)	1996 Houston (4-1) Southern Miss (4-1)
2004 Louisville (8-0)	
2003 Southern Miss (8-0)	

# RICE ALL-TIME CAPTAINS

1912 R.E. Cummings	1934 Percy Arthur	1956 James Briggs, Jerry Harris	Joyce, D. Rutledge	1999 Neal Gray, Chad Richardson, Judd Smith
1913 George Journey	1935 Sam Mays	1957 M. Gorges, K. Hill, L. Whitmire	1980 K. Kveton, C. France, D. Darr, M. Downs	2000 R. Beavan, J. Jackson, T. Ortega, B. Wulf
1914 Oliver Garnett	1936 Johnnie Frankie, J.W. Friedman	1958 B. Dial, G. Jones, R. Chilton	1981 R. Hubble, A. Whitfield, H.	2001 Dan Dawson, Jason Hebert,
1915 W.M. Standish	1937 Charlie Moore	1959 B. Bucek, D. Rather, B. Simmons	Fortune, B. Hill, R. Williams	Matt Webber
1916 W.E. Brown	1938 Jess Hines	1960 R. King, B. Lively, M. Webb	1982 C. Pierson, R. Gray, D. Martin	2002 G. Gatlin, B. Green, V. Hawkins
1917 J.W. McFarland	1939 Ed Singletary	1961 R. Alborn, J. Burrell, R. Jackson	1983 -NA-	2003 Robbie Beck, Kyle Herm, Jeff
1918 LeRoy Bell	1940 Ken Whitlow	1962 Billy Cox, Gene Raesz	1984 T. Harris, D. Johnson, S. McLaughlin,	Vanover
1919 Shirley Brick	1941 Buck Sloan	1963 Jerry Kelley, Johnny Nichols	M. Robinson	2004 E. Bailey, J. Calahan, T. Holley, G. Wilson
1920 Jim Dain	1942 Bob Tresch	1964 M. Walker, W. McReynolds, B. Hale	1985 E. Evans, P. Power, D. Turner, D. Wells	2005 Adam Herrin, John Syptak
1921 Eddie Dyer	1943 Charles Malmberg	1965 G. Walker, J. Vining, D. Ferguson	1986 Marc Scott, Dwain Turner	2006 C. Clement, J. Dillard, A. Downs, B.
1922 Fred Boettcher	1944 H.J. Nichols	1966 H. Dearing, C. Latourette, G. Hine	1987 Russell Moses, Jeff Thomas	Raines
1923 Charles Swartz	1945 Bob Nemir	1967 Jay Collins, Larry Darling	1988 Courtney Hall, William McClay	2007 C. Clement, J. Dillard, B. Raines, A.
1924 Harvey Smith	1946 Weldon Humble, Charles Malmberg	1968 Robby Shelton	1989 O.J. Brigance, Donald Hollas	Sendejo
1925 F.W. Underwood	1947 Virgil Eikenberg	1969 S. Bradshaw, L. Davis, S. Reed	1990 O.J. Brigance, Donald Hollas	2008 C. Clement, J. Dillard, B. Raines, A.
1926 F.W. Underwood	1948 Huey Keeny, Ed Parker	1970 B. Allshouse, R. Roitsch, B. Wheless	1991 T. Cobb, E. Henley, T. Teichelman	Sendejo
1927 Merle Comstock	1949 Gerald Weatherly, Froggy Williams	1971-73 -NA-	1992 Trevor Cobb, Greg Willig	2009 T. Garmon, M. Knox, A. Sendejo, S.
1928 Jon Knippel & George Murray	1950 L. Stonestreet, V. Glass, I. Nuemann	1974 Cullie Culpepper, Cornelius Walker	1993 B. Emanuel, H. Crowe & T. Hetherington	Solomon
1929 Bush Jones	1951 B. Howton, B. Burkhalter, G. Walls	1975 L. Brune, R. Eggemeyer, R. Norton, E. Lofton	1994 Byron Coston, Emmett Waldron	2010 T. Bradshaw, J. Hicks, J. Hill, C. Ozo
1930 Bill Morgan	1952 B. Crockett, D. Rhoden	1976 M. Bockeloh, D. Johnson, T. Kramer,	1995 Larry Izzo, Josh LaRocca	ugwu, P. Beasley
1931 Lou Hassell & Pud Hammit	1953 R. Chapman, L. Rucka, J. Hudson	J. Rose	1996 N. Kalu, S. George, T. Phillips, J. Thigpen	2011 T. Bradshaw, J. JHicks, S. Solomon
1932 Tom Driscoll	1954 Kenny Paul	1977-78 -NA-	1997 A. Clifton, C. Nelson, M. Spinner, B. Wood	T. Smith, J. Allen
1933 Fred Lauterbach	1955 Marshall Crawford, Eddie Rayburn	1979 B. Broeren, E. Cooper, J.	1998 Terrence Melton, Charles Torello	

## 2012-13 C-USA BOWL LINEUP

Date	Bowl	Matchup	Location	Time	Network
Dec. 21	Beef 'O' Brady's St. Petersburg Bowl	C-USA vs. Big East	St. Petersburg, Fla.	7:30 p.m.	ESPN
Dec. 22	R+L Carriers New Orleans Bowl	C-USA vs. Sun Belt	New Orleans, La.	Noon	ESPN
Dec. 24	Sheraton Hawaii Bowl	C-USA vs. Mountain West	Honolulu, Hawaii	8 p.m.	ESPN
Dec. 27	Military Bowl	ACC vs. Army/C-USA	Washington, D.C.	3:00 p.m.	ESPN
Dec. 29	Bell Helicopter Armed Forces Bowl	C-USA vs. Mountain West	Fort Worth, Texas	11:45 a.m.	ESPN
Dec. 31	AutoZone Liberty Bowl	C-USA vs. SEC/Big East	Memphis, Tenn.	3:30 p.m.	ESPN
Jan. 1	TicketCity Bowl	C-USA vs. Big Ten	Dallas, Texas	Noon	ESPN U

*All Times Eastern and Subject to Change*



## 2012 RICE FOOTBALL SCHEDULE

DATE	OPPONENT	TV	TIME
THURSDAY, 8/30	UCLA	CBSSN	6:30
SATURDAY, 9/8	@KANSAS	FSN	2:30
SATURDAY, 9/15	@LOUISIANA TECH	ESPN3	6:00
SATURDAY, 9/22	MARSHALL* - FAMILIES WEEKEND	CSS	2:30
SATURDAY, 9/29	HOUSTON* - @ RELIANT STADIUM	FSN	2:30
SATURDAY, 10/6	@MEMPHIS*	FCS	6:00
SATURDAY, 10/13	UTSA* - HOMECOMING/CENTENNIAL	FCS	2:30
THURSDAY, 10/20	@TULSA*	FSN	2:30
SATURDAY, 10/27	SOUTHERN MISS* - SCHOOL DAYS	CSS	NOON
SATURDAY, 11/3	@TULANE*	---	2:30
SATURDAY, 11/17	SMU* - SENIOR DAY	CSS	2:30
SATURDAY, 11/24	@UTEP*	FCS	6:00



\* DENOTES C-USA GAME  
ALL TIMES CENTRAL STANDARD TIME