

N

**NORTHWESTERN FOOTBALL**

CHICAGO'S BIG TEN TEAM™





## GENERAL INFORMATION • 2-5

President Morton Schapiro .....	2
Director of Athletics Jim Phillips.....	3-5



## HISTORY • 83-109

Yearly Summary .....	84
Year-By-Year Results .....	85-90
Letterwinners .....	91-97
Wildcat Legend Otto Graham .....	98
All-Americans/All-Big Ten .....	99-100
Academic All-Big Ten .....	101-102
NU Most Valuable Players .....	102
Northwestern Team Awards .....	103
College Football Hall of Fame .....	104
All-Star Game Participants .....	105
Wildcats in the Pros .....	106-107
Wildcat Professional Draftees .....	108-109



## 2013 TEAM BACKGROUND INFORMATION • 6-15

Season Notes .....	8-9
Personnel Breakdown .....	10-11
Rosters .....	12-13
2013 Quick Facts/Schedule .....	14
All-Time Series Records .....	15



## RECORD BOOK • 110-131

Total Offense .....	112
Rushing .....	113-114
Passing .....	115-116
Receiving .....	117-118
All-Purpose Yards .....	119-120
Punt Returns .....	121
Kickoff Returns .....	122
Punting .....	123
Scoring .....	124-126
Defense .....	127-129
Team Offense/Team Defense ..	130-131



## 2013 WILDCATS • 16-50

Ariguzo-Ellis .....	18-23
Eshun-Mark .....	24-32
McEvilly-Youngblood-Ary .....	33-43
Newcomers .....	44-50



## BOWL HISTORY • 132-140

Bowl Records .....	134
1949 Rose Bowl .....	135
1996 Rose Bowl .....	135
1997 Citrus Bowl .....	136
2000 Alamo Bowl .....	136
2003 Motor City Bowl .....	137
2005 Sun Bowl .....	137
2008 Alamo Bowl .....	138
2010 Outback Bowl .....	138
2011 TicketCity Bowl .....	139
2011 Meineke Car Care Bowl .....	139
2013 TaxSlayer.com Gator Bowl .....	140



## WILDCAT STAFF • 51-55

Pat Fitzgerald .....	51-52
Assistant Coaches .....	53-55



## 2012 IN REVIEW • 56-82

2012 Stats .....	56-62
Last Time It Happened .....	63
Scoring Drives .....	64
2012 Honors and Awards .....	65
Single-Game Career Highs .....	66-67
2012 Game-by-game Offense .....	68
2012 Game-by-game Defense .....	69
Starters and Superlatives .....	70
2012 Recaps .....	71-82



**M**orton Schapiro began his term as the 16th president of Northwestern University on September 1, 2009. He is a professor of economics in Northwestern's Judd A. and Marjorie Weinberg College of Arts and Sciences and also holds appointments in the J. L. Kellogg School of Management and the School of Education and Social Policy.

President Schapiro is among the nation's leading authorities on the economics of higher education, with particular

expertise in the area of college financing and affordability and on trends in educational costs and student aid. He has testified before US Senate and House committees on economic and educational issues and is widely quoted in the national media on those issues.

Previously President Schapiro was president of Williams College from 2000 to 2009. Earlier he had served as a member of the Williams College faculty from 1980 to 1991 as professor of economics and assistant provost. In 1991 he went to the University of Southern California, where he served as chair of the Department of Economics until 1994 and then as dean of the College of Letters, Arts and Sciences until 2000.




During his last two years as dean, he also served as the university's vice president for planning.

President Schapiro has written more than 100 articles and five books and has edited two others. He has received research grants and contracts from the National Science Foundation, the US Department of Education, the World Bank, the Spencer Foundation, the Andrew W. Mellon Foundation, the College Board, the Organization for Economic Cooperation and Development, and other groups to study the economics of higher education and related topics. In 2010 he was elected a fellow of the American Academy of Arts and Sciences.

He received his bachelor's degree in economics from Hofstra University and his doctorate from the University of Pennsylvania.

President Schapiro and his wife Mimi have three children: Matt, Alissa and Rachel.



SCHAPIRO IS A FIXTURE AT WILDCATS ATHLETIC EVENTS. HE INTRODUCED THE "PAINT EVANSTON PURPLE" CAMPAIGN (UPPER LEFT), WELCOMED NU FANS AT THE GATOR BOWL PEP RALLY IN JACKSONVILLE (LEFT) AND IS ALWAYS THE FIRST TO OFFER ENCOURAGEMENT ON GAME DAY (ABOVE).





**J**ames J. Phillips became Northwestern's 21st director of intercollegiate athletics and recreation on April 14, 2008, bringing with him a track record of success at the Division I level and a commitment to the values Northwestern always has maintained

in collegiate athletics.

One of 10 children from a middle-class family and a native of the Portage Park neighborhood on the northwest side of Chicago, Phillips has proven to be the perfect fit to head up Northwestern's 19-sport program in the nation's No. 3 market. His deep Windy City roots and family orientation are an integral part of his core philosophy of providing student-athletes with a "world-class experience" that enables them to succeed academically, socially and athletically.

In June of 2012, Phillips was honored as the Under Armour Central Region Athletic Director of the Year. In addition, as a reflection of the respect he has earned from the industry and his peers, Phillips was selected 3rd Vice President of the National Association of Collegiate Directors of Athletics (NACDA) in June of 2011. He is slated to serve as 1st Vice President in 2013-14 before becoming the President of NACDA in 2014-15—a first for a Northwestern AD.

The 2011-12 academic year was Phillips' second as the Athletic Director Chair of the Big Ten Conference, representing the league's A.D.'s on the Executive Committee of the B1G Joint Group, while he simultaneously worked as a member of the Rose Bowl Management

Committee. He is also currently serving on the NCAA Awards, Benefits, Expenses and Financial Aid Cabinet, and as an athletic mentor in the NCAA Pathway Program.

Academically, Wildcat student-athletes have had banner years with Phillips at the helm. A school-record 206 Wildcats were named Academic All-Big Ten in 2011-12, marking the second-straight year NU has received more than 200 such awards. In the NCAA's most-recent Academic Progress Rating (APR) data, Northwestern's football program led both Division I FBS and FCS schools with a score of 997. Eight NU programs earned perfect 1,000 scores in the multi-year rate while an additional eight teams had perfect 1,000 totals for the 2010-11 data cycle. Wildcats student-athletes earned a combined

participated in the inaugural staff community service day at five different locations around Evanston. Northwestern also welcomed over 1,000 local school children to campus to tour athletic facilities and meet-and-greet student-athletes. Student-athletes are participating in the Undergraduate Leadership Program, receiving leadership coaching by the Center on Leadership Fellows, attended the APPLE Conference in 2011 and have been selected to attend the DERU Conference.

Phillips has pursued an aggressive and progressive plan to ensure success both on and off the field of play, embarking on a number of major projects at Northwestern. One of his first actions was to begin the implementation of a Department of Athletics and Recreation re-organization that was completed in January of 2009. The athletic department's existing infrastructure was broken into three key areas: internal, external and student-athlete welfare.

In the external area in 2010, Northwestern launched the first wide-ranging marketing campaign in the history of the athletic department. The campaign, with the tagline "Chicago's Big Ten Team," aimed at building brand awareness and driving ticket sales over a multi-year time frame.

To raise awareness of Northwestern's brand in Chicagoland, Phillips moved a pair of Northwestern home events into the city of Chicago. In 2009, the Wildcats' baseball team defeated Notre Dame at U.S. Cellular Field, the home of the Chicago White Sox. In 2010, Phillips signed a deal for Northwestern to face Illinois at Wrigley Field on Nov. 20 in what was the first football game at the "Friendly Confines" since 1970 and the first college football game at the venue since 1938. Phillips has since solidified NU's relationship with the historic North Side



Phillips has become a leader among his peers in athletics administration and will serve as the President of NACDA in 2014-15.

overall GPA of 3.19 for the 2011-12 academic year, the highest figure in school history.

Northwestern continues to be among the nation's leaders in community service under Phillips. During the 2011-12 academic year, all 486 Northwestern student-athletes participated in some form of community service, with the group totaling well over 5,000 combined hours for the fourth consecutive year. In June of 2012 that initiative stretched to department staff when more than 100



Jim Phillips chats with Northwestern alum and prominent ESPN personality Michael Wilbon during a 2012 Wildcats football game.



Phillips introduces Northwestern Athletics' innovative partnership with the Chicago Cubs on Feb. 5, 2013.



franchise, announcing in 2013 a reciprocal event and marketing agreement with the Cubs that will provide opportunities for numerous NU programs to stage competitions at the venue in coming years. Another coup for Phillips came in 2011 when he negotiated a contract to play a home-and-home series with Notre Dame beginning in 2014, marking the first time those two programs will meet since NU's historic win in South Bend in 1995.

Northwestern and Under Armour began a historic and unprecedented multi-year partnership in 2012 that designates Under Armour as the official outfitter of the university's athletic program. The partnership represents Under Armour's first outfitter agreement with an athletic program that competes in the Big Ten Conference. Under Armour, the leader in performance apparel, footwear and accessories, will outfit all of Northwestern's 19 men's and women's varsity athletic teams beginning with the 2012-13 season.

Northwestern's revenues are at an all-time high under Phillips.

NU's football season-ticket base is at its highest in 13 years after growing more than 60 percent over the last three seasons. During the 2011 campaign the Wildcats hosted the largest crowd in the history of Ryan Field in its current configuration, welcoming 47,330 on October 8 for a game against Michigan. Men's basketball season ticket sales are up 34 percent over the last three years, and Northwestern has posted the sixth-largest increase in the nation in average attendance over the last four seasons.

The department posted significant gains in average attendance across the board in 2011-12 relative to the 2010-11 campaign, including a 37 percent increase for women's basketball, a 20 percent jump in wrestling, an increase of 26 percent in volleyball, a 66 percent rise for baseball and a 45 percent improvement for the women's lacrosse program which ranked second in the nation in attendance. In addition, Development has established positive trends in donor cultivation and engagement.

Along with the landmark Under Armour agreement, the department has signed major corporate sponsorship deals with Northwestern Memorial Hospital, BMO Harris Bank, Gatorade and Coca-Cola while transitioning to Learfield Sports as its multimedia rights holder in March of 2011 and re-branding the entity Northwestern Sports Properties (NSP). That group has tripled NU's corporate sponsorships in the last two years.

Phillips launched the first master facility plan study in Northwestern history in November of 2010 and, on Sept. 15, 2012, announced approval by the Board of Trustees of plans to build a major complex for athletic and recreational activities and a new parking structure on the north end of NU's main Evanston campus. The centerpiece of the complex will be an indoor multipurpose facility to provide room for major events, training and competition space for varsity programs and enhanced recreation areas that will affect all members of the Northwestern University community. In December, Phillips and President Schapiro announced an unprecedented series of lead gifts—together worth more than \$70 million—in support of the project.

Northwestern's Fitness & Recreation unit has grown as an integral part of the overall collegiate experience for many students, offering intramural sports as well as clubs and classes. The department services undergraduate and graduate students, faculty, staff and alumni across the Northwestern community, providing accessible, fun and innovative ways to live healthy and well. The 33 sport clubs served 1,052 undergraduate students during the 2011-12 academic year, while the intramural sport program had 9,494 participants during the campaign.

On the field, Northwestern has achieved historic success across the department. The football program has earned a bowl berth in five straight seasons—most recently recording a victory over Mississippi State in the TaxSlayer.com Gator Bowl on Jan. 1, 2013—while women's lacrosse has won seven of the last nine NCAA Championships. Women's tennis has compiled a string of 14-straight years with a Big Ten title, and men's soccer captured Big Ten regular-season championships in both 2011 and 2012.

In Phillips' time at Northwestern, women's lacrosse, softball, men's golf, women's fencing, men's soccer, women's tennis and wrestling all have won team or individual conference championships.

To sustain that success, Phillips has worked to solidify the leadership of each program, securing Pat Fitzgerald (football), Kelly Amonte Hiller (women's lacrosse) and Tim Lenahan (men's soccer) with contract extensions. In June of 2009, he inked Fitzgerald to a new seven-year deal, then extended that contract to 10 years in May of 2011—keeping one of the finest players in school history on the Wildcats' sideline through at least 2020. Amonte

Hiller took charge of the women's lacrosse program when it returned from club status in 2002 and has built NU into a dynasty with seven national championships. Lenahan has mentored his program to NCAA tourney appearances in seven of the last nine seasons, twice reaching the NCAA quarterfinals, and claimed the aforementioned Big Ten titles.

In addition, Phillips elevated a pair of young Northwestern assistants to head coaching positions, naming Jarod Schroeder the men's swimming and diving head coach in 2009 and NU graduate Drew Pariano the wrestling head coach in 2010.

He also recruited sought-after head coaches Tracey Fuchs (field hockey), Joe McKeown (women's basketball), Michael Moynihan (women's soccer) and Chris Collins (men's basketball) to Evanston. Fuchs had arguably the most successful playing career in the history of USA Field Hockey and has been referred to as the "Michael Jordan of field hockey." McKeown came to the Wildcats after 19 years as the head coach at The George Washington University, where he took his team to the postseason 17 times. Moynihan arrived at Northwestern in 2012 following a remarkable 15-year stint as the head coach at Milwaukee where he coached the Panthers to 13 Horizon League championships, including 12 in a row, and nine NCAA tournament appearances. At the time of his hiring, Collins was one of the most highly regarded assistant coaches in the country after 13 seasons on the bench next to one of the game's coaching legends, Duke's Mike





Krzyzewski, at Collins' alma mater. In addition to helping Krzyzewski win 356 of 428 games in his 13 seasons on staff, Collins also was an assistant during gold-medal runs for USA Basketball at the 2008 and 2012 Olympics before returning to his native Chicago to become the Wildcats head coach.

Individually, student-athletes have won the Tewaaron Trophy in women's lacrosse (Hannah Nielsen, Shannon Smith), the Big Ten Wayne Duke Award (Mark Ison and Drew Ratner), the Hodge Trophy in wrestling (Jake Herbert) and the Big Ten Conference awards for male and female athletes of the year (Jake Herbert in 2009 and Shannon Smith in 2011, respectively). Since Phillips' arrival in 2008, 33 Wildcats have received first-team All-America honors, 30 have picked up conference Player, Coach or Freshman of the Year accolades and 14 have been named CoSIDA Academic All-Americans.

In June of 2009, Phillips was asked to serve on the NCAA Champions Forum panel, a group of football coaches and athletics directors making an effort to increase the hiring and awareness of minority football coaches. He is a member of the NACDA Executive Committee, the World Sport Chicago Board, the NCAA Fellows Leadership Development Program and previously served on Chicago's bid committee for the 2016 Olympic Games. Phillips currently instructs a course entitled "Comprehensive Perspectives for Leading a Sports Entity" in Northwestern's Kellogg School of Business and has previously lectured in the Northwestern School of Continuing Studies' Master's in Sports Administration program.

Prior to arriving in Evanston, Phillips served as Northern Illinois' athletic director for four years beginning in 2004. During that time, the Huskies had unprecedented athletic success and consistent academic achievements. On July 1, 2006, Phillips was promoted to associate vice president, in addition to his director of athletics title, after already being recognized by his peers in the Mid-American Conference with his selection to serve as chairman of the MAC Athletic Directors' Council. He was honored with the 2007 General Robert R. Neyland Outstanding Athletic Director of the Year award while at NIU, and was a member of the NCAA Women's Basketball committee during his time in the MAC.

Phillips was extraordinarily successful in fundraising and marketing at Northern Illinois. He spearheaded the fundraising and construction of the \$14-million Yordon Academic and Athletic Performance Center at NIU, the largest capital project in the athletic department's history, and led several successful fundraising campaigns for athletics. In addition, the Huskies opened an indoor practice facility for baseball, softball and men's and women's golf, and began construction in the spring of 2008 on a new soccer/track and field complex.

During Phillips' tenure in DeKalb, he was instrumental in scheduling high-profile football games against Michigan and Ohio State that resulted in national television appearances for NIU. He also negotiated playing the University of Iowa in 2007 at Soldier Field in Chicago as a home game at NIU, a game that sold out in less than a week. In addition, Phillips negotiated a multi-year radio rights agreement for WSCR-AM (The Score) in Chicago to carry football, men's basketball and a weekly NIU live radio show discussing all Huskie athletic programs. Phillips also negotiated a television deal with Comcast SportsNet Chicago to carry football games and a weekly show called Inside Huskie Sports.


A 1990 graduate of the University of Illinois, Phillips started his career as a manager and student assistant in Illinois' athletic department. He earned a master's degree in education at Arizona State University while serving as a restricted earnings basketball coach during a period in which the Sun Devils reached the postseason in five-straight years.

Phillips also holds a Ph.D. in educational administration from Tennessee, which he completed in the summer of 2007. Phillips served as an assistant athletics director with the Volunteers until 2000. He directed a \$12.4 million annual athletics giving program, and was directly responsible for identifying, cultivating and soliciting all major gifts and donations for the Volunteer athletic program. He helped originate the first-ever capital campaign for athletics at UT that raised more than \$50 million for endowments, facilities and programs. In addition, he supervised several athletic programs and a variety of other areas.

Phillips then moved to the University of Notre Dame in 2000, where he served as associate director of athletics and senior associate director of athletics for external affairs. During 2002-03, he helped launch the Rockne Heritage Fund, which became the first athletics annual fund that directly benefited student-athlete grant-in-aid scholarships. In addition, he managed the ticket office, various corporate sponsorships, athletic programs and a weekly Irish radio show.

At the same time, Phillips played an integral part in the funding of a new \$24-million, 96,000-square foot athletics facility. At Notre Dame, Phillips directed all phases of the athletics community relations program and helped develop new institutional and departmental advancement programs.

Phillips and his wife, Laura, have five children: Luke, Madeline, Meredith, John and James.



THE PHILLIPS FAMILY: (from left) Front: Luke, Laura, Madeline, John, Meredith, Jim (holding onto James).








---

# TEAM BACKGROUND INFORMATION

---

SEASON NOTES.....	8-9
PERSONNEL BREAKDOWN.....	10
NU RECRUITS THE NATION.....	11
ROSTERS.....	12-13
2013 QUICK FACTS AND SCHEDULE .....	14
ALL-TIME SERIES RECORDS .....	15





## 2012: WHAT A YEAR IT WAS

- The 2012 Northwestern Wildcats assured themselves a distinguished place in Northwestern Football history, continuing the program's rise to prominence under **Pat Fitzgerald** by achieving a slew of memorable accomplishments.

- Few Wildcat fans will forget the joy of celebrating Northwestern's first bowl game victory since the 1949 Rose Bowl, which came when NU topped SEC foe Mississippi State, 34-20, in the TaxSlayer.com Gator Bowl on New Year's Day in Jacksonville, Fla. The 'Cats, who were making their 11th all-time bowl appearance and fifth in a row since 2008, intercepted four passes and returned one for a touchdown to snap what was a nine-game losing streak in postseason play.

- In doing so, Northwestern finished the 2012 campaign with a 10-3 mark, securing its second 10-win season of the modern era and first since its Rose Bowl season in 1995. The 2012 Wildcats held fourth-quarter leads in all 13 games they played.

- The final national rankings reflected the Wildcats' tremendous season. NU earned the No. 16 ranking in the final *USA Today*/Coaches poll—the best ranking for a Big Ten team—and No. 17 in AP poll. It was the ninth time in program history the 'Cats have been ranked in a year-ending poll—the third time since 1948, and the first time since finishing the 1996 campaign ranked No. 15.

- Northwestern's national respect came thanks in part to the quality of opponents it faced en route to a 10-3 season. By defeating Mississippi State in the Gator Bowl, NU became the first Big Ten team in the BCS era (dating to 1998) to beat two SEC opponents in the same season, having also knocked off Vanderbilt in regular-season action. In all, NU in 2012 defeated five teams that played in a bowl game (Syracuse, Vanderbilt, Michigan State, Minnesota and Mississippi State), three of which were bowl-game victors.

- Northwestern's appearance in the TaxSlayer.com Gator Bowl marked the final game for members of the winningest senior class in

school history. The group accounted for 40 victories in their five years on campus—four more than the previous record—and became the first class to reach postseason play all five years of their careers. In addition to leading NU to its first bowl victory in 64 years, the senior class also won 21 Big Ten games—including at least one victory over nine of the other 11 teams in the conference—and five victories vs. nationally ranked opponents.

## WILDCATS HEAD TO CAL FOR 2013 OPENER

- The Wildcats are facing a BCS-conference opponent on the road in a season-opener for a fourth consecutive season and have gone 3-0 in such games over the previous three seasons. If history is any indication, the 2013 opener is likely to be an exciting one; NU's three victories in its last three season-openers have come by a combined seven points, with the Wildcats recording a game-ending defensive stand to clinch each win. Northwestern defeated Vanderbilt in the 2010 opener, 23-21, before holding off Boston College in 2011 (21-17) and rallying to defeat Syracuse in 2012, 42-41.

- Consequently, eighth-year head coach **Pat Fitzgerald** carries with him an undefeated record (7-0) in his career in season-openers. At Cal on Aug. 31, Fitzgerald will be coaching his first game since becoming the winningest head coach in Northwestern history, a position he claimed when he earned his 50th career win (50-39) with NU's landmark victory in the 2013 TaxSlayer.com Gator Bowl. Northwestern has won 11 of its last 13 season-openers overall.

- Northwestern finished with a 3-2 mark on the road in 2012, securing a .500 or better road record for the fifth consecutive season. The 'Cats are 17-10 in enemy territory since the beginning of 2008, including a 12-8 road mark in Big Ten play during that stretch.

## QUICK-HIT PREVIEWS

- Despite graduating 25 players as part of the winningest senior class in school history, Northwestern is expected to bring back a strong crew of veterans to its 2013 squad:

## Offense:

The Wildcats return eight of 11 starters on the offensive side of the ball, including a pair of dynamic true seniors in running back and All-American punt returner **Venric Mark** and quarterback **Kain Colter**. A second-stringer in name only, junior **Trevor Siemian** also is back to rejoin Colter under center. NU returns 84.2 of its receiving production from 2012, 95.6 percent of its rushing yardage and 100 percent of its passing production.

## Defense:

Defensive coordinator **Mike Hankwitz** also returns a wealth of experience on his side of the ball, with seven starters returning from a unit that ranked third in the Big Ten in rushing defense (127.6 yards allowed per game) and held opponents to 20 points or less in eight of 13 games. Senior defensive end **Tyler Scott**, who was NU's Defensive MVP in 2012 with a team-best 9.0 sacks, is joined by fellow honorable mention All-Big Ten performers **Chi Chi Ariguzo** (LB), **Damien Proby** (LB) and **Ibraheem Campbell** (SAF) in leading the NU defense into 2013.

## Special Teams:

Fitzgerald can rest easy knowing that he returns all of his primary specialists, including 2012 Big Ten Co-Kicker of the Year **Jeff Budzien** and his 19-of-20 success rate on field goal attempts last season. Punter **Brandon Williams** and holder **Pat Hickey** return for their fourth and third years in their roles, respectively, while the All-American Mark will look to add to his reputation as one of the nation's most dangerous returnmen.

## FAMILIAR FACES SURROUND FITZGERALD

In a profession that is known for its year-to-year turnover, **Pat Fitzgerald** has assembled an assistant coaching staff that is characterized instead by its continuity. Fitzgerald retained all nine of his assistant coaches for the second straight offseason, making Northwestern one of two FBS programs in the country to boast the same full-time coaching staff in three consecutive years entering the 2013 campaign (Minnesota is the other). In fact, all but one of Fitzgerald's assistants are in at least their fifth season with the Wildcats.



### Northwestern Assistant Coaches (Seasons at NU in parentheses)

Jerry Brown, Asst. Head Coach/DBs (21st)  
Mike Hankwitz, Defensive Coordinator (sixth)  
Mick McCall, Offensive Coordinator (sixth)  
Randy Bates, Linebackers (eighth)  
Adam Cushing, Offensive Line (12th)  
Bob Heffner, Superbacks (fifth)  
Marty Long, Defensive Line (sixth)  
Matt MacPherson, Running Backs (eighth)  
Dennis Springer, Wide Receivers (third)

### 'CATS IN PRIMETIME: MUST-SEE TV

• Northwestern fans who enjoy watching the 'Cats play under the lights will be in luck in 2013, with NU slated to play in primetime in four of their first five outings this season. The season begins with a 7:30 p.m. PT (9:30 p.m. CT) kickoff between Northwestern and Cal in Berkeley (TV: ESPN2) before NU returns to Evanston to host Syracuse at 5 p.m. CT in its 2013 home-opener. The Wildcats then will be staying up late to face Western Michigan at 8 p.m. CT on Saturday, Sept. 21, and on Oct. 5 will host Ohio State—and an eager Homecoming fanbase—at 7 p.m. CT.

### FITZGERALD, WILDCATS ANNOUNCE MEMBERS OF 2013 LEADERSHIP COUNCIL

• Northwestern began building the foundation for the 2013 campaign in February by announcing the 14 members of the 2013 Leadership Council. Determined through a team-wide voting process, the unit meets regularly with head coach Pat Fitzgerald throughout the year to open lines of communication with the coaching staff and discuss issues that affect the entire program.

Past decisions made with significant input from Northwestern's Leadership Council include team goal-setting, uniform design and optimal day-of-game meeting schedules.

### 2013 Northwestern Football Leadership Council *Number of years on Leadership Council in parentheses*

WR Mike Jensen (3rd)  
DE Tyler Scott (3rd)  
QB Kain Colter (2nd)  
LB Damien Proby (2nd)  
DT Will Hampton (1st)  
WR Rashad Lawrence (1st)  
S Ibraheim Campbell (2nd)  
WR Christian Jones (2nd)  
DT Sean McEvilly (1st)  
QB Trevor Siemian (1st)  
OL Brandon Vitabile (1st)  
CB Nick VanHoose (1st)  
SB Dan Vitale (1st)  
LB Jaylen Prater (1st)

### FRESH FACES

• One month removed from completing a 10-win season, Pat Fitzgerald announced the addition of 19 incoming freshmen who committed to the Wildcats with the signing of a National Letter of Intent. Among Fitzgerald's 19 signees, nine are slated to find a home on the offensive side of the ball, with nine on defense and one on special teams. Sixteen of the 19 signees hail from either Illinois (5), Ohio (5), Texas (3) or California (3), with the remaining three coming to Northwestern from Pennsylvania (1), Florida (1) and New Jersey (1). A year ago, three true freshmen found their way into game action for the Wildcats, with all three making big contributions: superback **Dan Vitale**, defensive end **Dean Lowry** and safety **Traveon Henry**.

### A CHANGING LANDSCAPE

• The upcoming 2013 season represents the last for the Big Ten Conference in its current Legends and Leaders divisional format. With the addition of Rutgers and Maryland in 2014, the conference will adopt a new East-West alignment, with the Wildcats joining Purdue, Wisconsin, Illinois, Iowa, Minnesota and Nebraska in the West Division. NU's first Big Ten season in the new divisional format will play out as follows:

Sept. 27—at Penn State  
Oct. 4—Wisconsin  
Oct. 11—at Minnesota  
Oct. 18—Nebraska  
Nov. 1—at Iowa  
Nov. 8—Michigan  
Nov. 22—at Purdue  
Nov. 29—Illinois

### IMPORTANT PRESEASON DATES

July	24-25	Big Ten Media Days
Aug.	3-4	Team Reports
Aug.	5-9	Team Practices in Evanston
Aug.	8	Northwestern Media Day
Aug.	9	Team Departs for Kenosha
Aug.	12	First Day of Practice at Kenosha
Aug.	17	Preseason Scrimmage
Aug.	19	Team Returns to Evanston
Aug.	23	Meet the Team/NU Photo Day
Aug.	31	Season Opener at California

### WILDCATS ON PRESEASON WATCH LISTS

**Jeff Budzien** ..... Lou Groza Award (Top PK)

**Ibraheim Campbell** ..... Jim Thorpe Award (Top DB)

**Venric Mark** ..... Doak Walker Award (Top RB)  
Maxwell Award (Most Outstanding Player)  
Paul Hornung Award (Most Versatile)

**Tyler Scott**... Bronko Nagurski Award (Top Defender)  
Rotary Lombardi Award (Top Down Lineman)

**Brandon Vitabile**.....Rimington Award (Top center)  
Outland Trophy (Top Down Lineman)  
Rotary Lombardi Award (Top Down Lineman)

### MEDIA INFORMATION

#### VISITING RYAN FIELD

Season and single-game credential requests for Northwestern football must be requested online via the Athletic Communications page at NUSports.com. You will receive an automated response upon approval or rejection of your credential request. Credentials requested more than 10 days before game day may be mailed via U.S. mail; inside of 10 days, media members must provide FedEx or UPS shipping numbers to Northwestern Athletics, or pick up their passes at Ryan Field.

#### WEEKLY MONDAY PRESS CONFERENCES

Coach Fitzgerald will hold weekly media briefings at noon each Monday during the regular season in the Nicolet Football Center. Fitzgerald will make comments and answer questions until approximately 12:25 p.m. Selected players will be on hand to meet with the press at approximately 12:30 p.m., class schedules permitting. The entire news conference is available on NUSports.com (All-Access video site for a fee).

#### BIG TEN WEEKLY TELECONFERENCE

Coach Fitzgerald takes part in the Big Ten Conference's Coaches Teleconference each Tuesday throughout the regular season. All 12 head coaches are available to answer questions for 10 minutes. **Fitzgerald's segment is 12:30-12:40 p.m. CT.** Media members wishing to participate should call or email the Big Ten office (847-696-1010) for the call-in phone number. Playback of the teleconference is available for 24 hours following the completion of the original format.

#### COACH/PLAYER AVAILABILITY

Coaches and players are available after morning practices on Tuesdays and Wednesdays each week. Depending on class schedules, players may also be available in the afternoon on those two days. No player interviews will be granted on Sunday, Thursday or Friday. Depending on his schedule, Coach Fitzgerald may also be available during the late-afternoon hours on Tuesday and Wednesday. Please call in advance to set up an interview.

#### WILDCATS ONLINE

The official web site of Northwestern Athletics is NUSports.com. Updated daily, the site includes releases and game notes as well as other football-related items: up-to-date roster, schedule, game times, etc. You may also Northwestern football on Twitter at these accounts: @NU\_Sports, @NU\_SportsLIVE, @NUFBFamily or @coachfitz51.

## LETTERWINNERS RETURNING (55)

## OFFENSE (26)

**Guard**.....Hayden Baker, Matt Frazier,  
Geoff Mogus, Alex Pietrzak  
**Tackle**..... Paul Jorgensen, Jack Konopka  
**Center**..... Brandon Vitabile  
**Superback**..... Doug Diedrick, Mark Szott,  
Dan Vitale  
**Quarterback**.....P.J. Carollo, Kain Colter,  
Zack Oliver, Trevor Siemian  
**Running Back**...Treyvon Green, Tim Hanrahan,  
Venric Mark, Mike Trumphy  
**Wide Receiver**.....Cermak Bland,  
Cameron Dickerson, Mike Jensen,  
Christian Jones, Tony Jones, Rashad Lawrence,  
Kyle Prater, Pierre Youngblood-Ary

## DEFENSE (25)

**Tackle**.....Chance Carter, Max Chapman,  
Will Hampton, Sean McEvilly, C.J. Robbins  
**End**.....Deonte Gibson, Dean Lowry,  
Tyler Scott  
**Outside Linebacker**.....Chi Chi Ariguzo,  
Collin Ellis, David Nwabuisi, Drew Smith  
**Middle Linebacker**.....Damien Proby,  
Timmy Vernon  
**Cornerback**.....C.J. Bryant, Joe Cannon,  
Mike Eshun, Daniel Jones, Jordan Perkins  
Nick VanHoose, Jarrell Williams  
**Safety**.....Ibraheem Campbell,  
Davion Fleming, Jimmy Hall, Traveon Henry

## SPECIALISTS (4)

**Place-kicker**.....Jeff Budzien, Arthur Omilian  
**Punter/Holder**.....Brandon Williams  
**Long Snapper**.....Pat Hickey

## LETTERWINNERS LOST (27)

## OFFENSE (13)

**Guard**..... Neal Deiters, Brian Mulroe,  
Taylor Paxton, Chuck Porcelli  
**Tackle**..... Patrick Ward  
**Running Back**..... Tyris Jones  
**Superback**..... Tim Riley,  
Brian Smith, Evan Watkins  
**Wide Receiver**.....Demetrius Fields,  
Drew Moulton

## DEFENSE (14)

**Tackle**..... Brian Arnfelt, Bo Cisek  
**End**..... Anthony Battle, Davon Custis,  
Quentin Williams  
**Outside Linebacker**..... Roderick Goodlow,  
Will Studlien  
**Cornerback**..... Demetrius Dugar, Quinn Evans  
**Safety**..... Hunter Bates, Jared Carpenter

## SPECIALISTS (1)

**Place-kicker**.....Steve Flaherty

## STARTERS RETURNING (18)

## OFFENSE (8)

**Tackle**..... Jack Konopka  
**Center**..... Brandon Vitabile  
**Quarterback**..... Kain Colter  
**Running Back**..... Venric Mark  
**Superback**..... Dan Vitale  
**Wide Receiver**..... Christian Jones, Tony Jones,  
Rashad Lawrence

## DEFENSE (7)

**End**..... Tyler Scott  
**Tackle**..... Sean McEvilly  
**Outside Linebacker**..... Chi Chi Ariguzo  
**Middle Linebacker**..... Damien Proby  
**Cornerback**..... Daniel Jones, Nick VanHoose  
**Safety**..... Ibraheem Campbell

## SPECIALISTS (3)

**Place-kicker**..... Jeff Budzien  
**Punter/Holder**..... Brandon Williams  
**Long Snapper**..... Pat Hickey

## STARTERS LOST (11)

## OFFENSE (6)

**Guard**..... Neal Deiters, Brian Mulroe  
**Tackle**..... Patrick Ward


## DEFENSE (5)

**Tackle**..... Brian Arnfelt  
**End**..... Quentin Williams  
**Linebacker**..... David Nwabuisi  
**Safety**..... Jared Carpenter

## SPECIALISTS (0)

OTHER RETURNEES WITH STARTING  
EXPERIENCE (STARTS IN PARENTHESES)

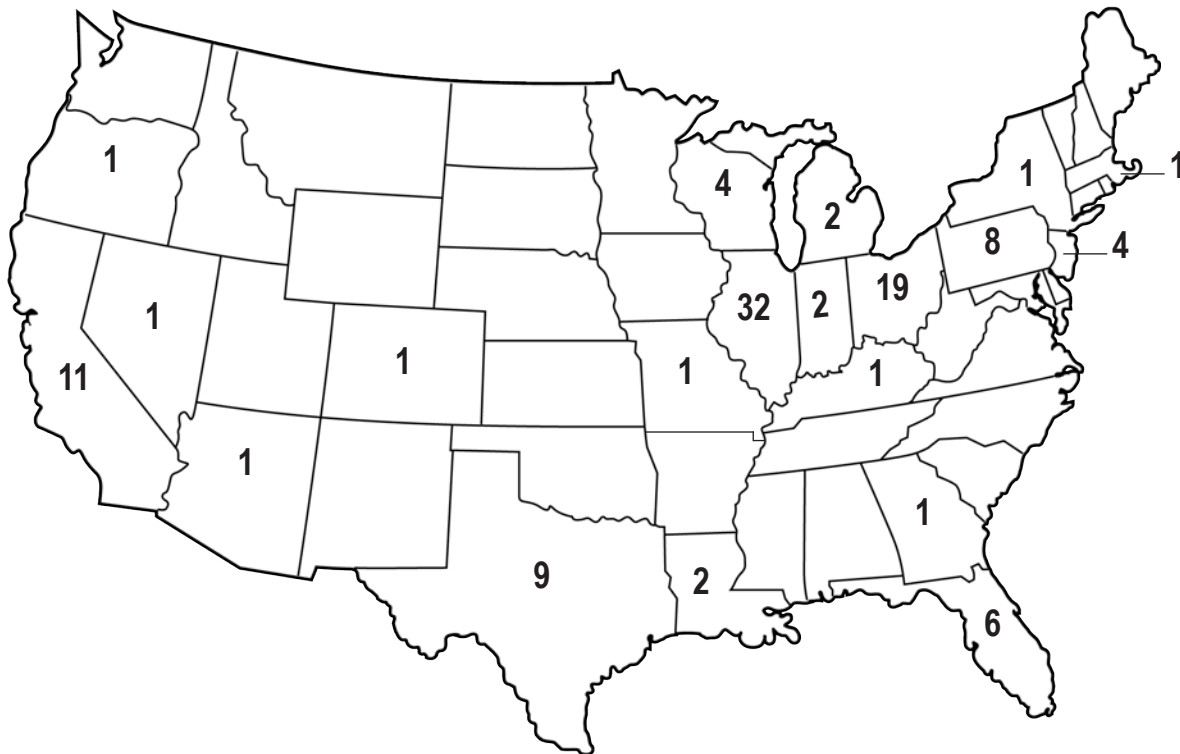
Collin Ellis (9), Mike Trumphy (5), Will Hampton  
(4), Davion Fleming (1), Paul Jorgensen (1),  
Trevor Siemian (1)



## RETURNING STATISTICAL LEADERS

Rushing	GP	Att.	Yds.	Avg.	TD		
Venric Mark	13	226	1,366	6.0	12		
Kain Colter	13	170	894	5.3	12		
Mike Trumphy	13	76	349	4.6	3		
Passing	GP	Att.	Comp.	Pct.	Yds.	Int.	TD
Trevor Siemian	13	218	128	58.7	1,312	3	6
Kain Colter	13	149	101	67.8	872	4	8
Receiving	GP	Rec.	Yds.	Avg.	TD		
Christian Jones	13	35	412	11.8	2		
Rashad Lawrence	13	34	321	9.4	0		
Tony Jones	13	29	335	11.6	4		
Dan Vitale	13	28	288	10.3	2		
Tackles	GP	Solo	Asst.	Total	Int./Yds.	TFL/Yds	
Damien Proby	13	74	38	112	0/0	4.5/11	
Chi Chi Ariguzo	13	56	35	91	3/52	10.5/35	
Ibraheem Campbell	13	59	30	89	2/40	0.5/1	
Tyler Scott	13	27	15	42	0/0	12.5/68	





The 2013 Northwestern football roster is comprised of 109 players from 19 states. The complete breakdown is as follows:

#### Illinois (34)

*Bourbonnais* Matt Frazier  
*Burr Ridge* Alex Pietrzak  
*Chicago* Pat Hickey  
*Darien* Zack Guritz  
*Dolton* Anthony Battle  
*Evanston* Chance Carter  
*Frankfort* Tim Hanrahan  
*Inverness* Jack Konopka  
*Joliet* Troy Sheppard  
*LaGrange Highlands* Matt Harris  
*Lake Barrington* Eric Hauser  
*Lake Bluff* P.J. Carollo  
*Lake Zurich* Matt Micucci  
*Libertyville* Michael Panico  
*Lombard* Mark Gorogianis  
*Matteson* Dami Arowolaju  
*Maywood* Kyle Prater  
*Mokena* Tom Fuessel  
*Naperville (3)* Malin Jones  
 Michael Odom  
 Mark Szott  
 Matt Alviti  
 Joseph Jones  
 C.J. Robbins  
 Tommy Odell  
 Jarrell Williams  
 Tyler Lancaster  
 Dean Lowry  
 Shorewood Blake King  
 Trout Valley (2) Hayden Baker  
 Quinn Baker  
 Wheaton (2) Mike Trumpy  
 Dan Vitale  
 Woodridge Doug Diedrick

#### Ohio (19)

*Centerville* Ifeadi Odenigbo  
*Chagrin Falls* Sam Coverdale  
*Chesterland* Zak Kucera  
*Cincinnati (3)* Chris Gradone  
 Drew Smith  
 Keith Watkins  
 Greg Kuhar  
*Concord Township* Chi Chi Ariguzo  
*Gahanna (2)* C.J. Bryant  
 Jaylen Prater  
*Hamden* Deonte Gibson  
*Lakewood* Kenton Playko  
*Lewis Center* Geoff Mogus  
*Lorain* Hunter Niswander  
*Peninsula* Godwin Igwebuike  
*Pickerington* Jimmy Hall  
*Toledo* Marcus McShepard  
*University Heights* Nick VanHoose  
*Urbana* Tyler Scott  
*Warren*

#### California (11)

*Benicia* Austin Carr  
*Lodi* Jordan Perkins  
*Los Alamitos* Terrance Brown  
*Monrovia* Brett Walsh  
*Rancho Santa Fe* Mike Jensen  
*San Diego* Jack Mitchell  
*Santa Monica* Christian Salem  
*Union City* Warren Long  
*Upland* Davion Fleming  
*Valencia* Xavier Menifield  
*Yorba Linda* Sean McEvilly

#### Texas (9)

*Allen* Brad North  
*Cypress* Dwight White  
*Forney* Stephen Buckley  
*Houston (3)* Will Hampton  
 Christian Jones  
 Macan Wilson  
*Mesquite* Treyvon Green

*The Woodlands*  
*Tomball*

Jayme Taylor  
 Venric Mark

#### Pennsylvania (8)

*Fort Washington* Timmy Vernon  
*Lancaster* Adam DePietro  
*Malvern* Connor Mahoney  
*Mount Carmel* Eric Joraskie  
*Philadelphia* Ibraheem Campbell  
*Pittsburgh* Ian Park  
*Royersford* Andrew Scanlan  
*Upper St. Clair* Jack Schwaba

#### Florida (6)

*Miami* Anthony Walker  
*Monticello* Daniel Jones  
*Orlando (2)* Rashad Lawrence  
 Pierre Youngblood-Ary  
*Ponte Vedra Beach* Max Chapman  
*Windermere* Trevor Siemian

#### New Jersey (4)

*Edison* Brandon Vitabile  
*Hazlet* Shane Mertz  
*New Milford* Cameron Dickerson  
*Verona* Kyle Quiero

#### Wisconsin (4)

*Hartland* Jeff Budzien  
*Kenosha* Graham Bullmore  
*Madison* Mike Eshun  
*Oconomowoc* Joe Cannon

#### Michigan (2)

*DeWitt* Paul Jorgensen  
*Flint* Tony Jones

#### Indiana (2)

*Avon* Cole Johnson  
*Nappanee* Brandon Williams

#### Louisiana (2)

*Baton Rouge* Zack Oliver  
*St. Gabriel* Collin Ellis

#### Colorado (1)

*Denver* Kain Colter

#### Georgia (1)

*Atlanta* Arthur Omilian

#### Kentucky (1)

*Lawrenceburg* Chris Fitzpatrick

#### Massachusetts (1)

*Sudbury* Eric Olson

#### Missouri (1)

*Kirkwood* Mike McHugh

#### New York (1)

*Ballston Lake* Corey Acker

#### Nevada (1)

*North Las Vegas* Damien Proby

#### Oregon (1)

*West Linn* Cermak Bland

## NUMERICAL ROSTER

2	Kain Colter	QB
2	Dwight White	CB
3	Keith Watkins II	CB
4	Jarrell Williams	DB
5	Venric Mark	RB
6	Tony Jones	WR
7	Matt Alviti	QB
7	Ifeadi Odenigbo	LB
8	Stephen Buckley	RB
8	Jack Mitchell	PK
9	Jimmy Hall	S
10	Traveon Henry	S
10	Zack Oliver	QB
11	Pierre Youngblood-Ary	WR
12	Cermak Bland	WR
13	C.J. Bryant	CB
13	Trevor Siemian	QB
14	Christian Jones	WR
15	P.J. Carollo	QB
15	Daniel Jones	CB
16	Quinn Baker	WR
16	Davion Fleming	S
17	Rashad Lawrence	WR
18	Christian Salem	QB
18	Anthony Walker	LB
19	Cameron Dickerson	WR
20	Malin Jones	RB
21	Kyle Prater	WR
21	Kyle Queiro	S
22	Treyvon Green	RB
23	Nick VanHoose	CB
24	Ibraheim Campbell	S
25	Jordan Perkins	CB
26	Terrance Brown	S
27	Matthew Harris	CB
27	Michael Panico	RB
28	Tim Hanrahan	RB
28	Godwin Igwebuike	DB
29	Xavier Menifield	RB
31	Chris Gradone	P
31	Marcus McShepard	CB
32	Hunter Niswander	P/PK
32	Mike Trumpy	RB
33	Matt Micucci	PK
34	Warren Long	RB
34	Michael Odum	LB
36	Corey Acker	RB
36	Mike Eshun	CB
37	Jeff Budzien	PK
38	Dami Arowolaju	CB
38	Arthur Omilian	PK
39	Joe Cannon	DB
39	Zak Kucera	P

## ALPHABETICAL ROSTER

No.	Name	Pos.	Ht.	Wt.	Cl./Elig.	Hometown/High School/Last College
36	Corey Acker	RB	5-9	155	Fr./Fr.	Ballston Lake, N.Y./Shenendehowa Central
7	Matt Alviti	QB	6-0	185	Fr./Fr.	Park Ridge, Ill./Maine South
44	Chi Chi Ariguzo **	LB	6-3	230	Sr./Jr.	Gahanna, Ohio/St. Francis DeSales
38	Dami Arowolaju	CB	5-9	170	Fr./Fr.	Matteson, Ill./Rich South
65	Hayden Baker **	OL	6-2	280	Sr./Jr.	Trout Valley, Ill./Cary-Grove
16	Quinn Baker	WR	5-9	180	Fr./Fr.	Trout Valley, Ill./Cary-Grove
12	Cermak Bland *	WR	5-11	180	Jr./So.	West Linn, Ore./Jesuit
26	Terrance Brown	S	6-1	205	So./R-Fr.	Los Alamitos, Calif./Los Alamitos
13	C.J. Bryant **	CB	5-11	180	Sr./Jr.	Gahanna, Ohio/Gahanna Lincoln
8	Stephen Buckley	RB	6-0	180	So./R-Fr.	Forney, Texas/North Forney
37	Jeff Budzien ***	PK	5-11	170	Sr./Sr.	Hartland, Wis./Arrowhead
74	Graham Bullmore	OL	6-7	275	Fr./Fr.	Kenosha, Wis./Bradford
24	Ibraheim Campbell **	S	5-11	210	Sr./Jr.	Philadelphia, Pa./Chestnut Hill Academy
39	Joe Cannon *	DB	6-0	175	Sr./Jr.	Oconomowoc, Wis./Marquette University H.S.
15	P.J. Carollo *	QB	6-1	185	Jr./So.	Lake Bluff, Ill./Lake Forest
89	Austin Carr	WR	6-1	195	So./R-Fr.	Benicia, Calif./Benicia
99	Chance Carter **	DL	6-3	285	Sr./Jr.	Evanston, Ill./Loyola Academy
96	Max Chapman *	DL	6-3	250	Jr./So.	Ponte Vedra, Fla./Nease
2	Kain Colter	QB	6-0	190	Sr./Sr.	Denver, Colo./Cherry Creek
79	Sam Coverdale	OL	6-6	265	Fr./Fr.	Chagrin Falls, Ohio
73	Adam DePietro	OL	6-5	285	So./R-Fr.	Lancaster, Pa./Lancaster Catholic
19	Cameron Dickerson *	WR	6-3	200	Jr./So.	New Milford, N.J./Bergen Catholic
41	Doug Diedrick *	SB	5-10	215	Jr./So.	Woodridge, Ill./Montini Catholic
45	Collin Ellis **	LB	6-2	230	Sr./Jr.	St. Gabriel, La./The Dunham School
36	Mike Eshun **	CB	5-8	175	Sr./Jr.	Madison, Wis./Edgewood
52	Chris Fitzpatrick	LS	6-1	240	So./R-Fr.	Lawrenceburg, Ky./Anderson County
16	Davion Fleming ***	S	5-10	200	Sr./Sr.	Upland, Calif./Upland
57	Matt Frazier *	OL	6-4	290	Jr./So.	Bourbonnais, Ill./Bishop McNamara
81	Tom Fuessel	WR	6-4	185	Fr./Fr.	Mokena, Ill./Lincoln-Way East
98	Deonte Gibson *	DL	6-3	255	Jr./So.	Lakewood, Ohio/St. Edward
87	Mark Gorogianis	WR	6-0	180	Fr./Fr.	Lombard, Ill./Montini Catholic
31	Chris Gradone	P	6-2	195	Jr./So.	Cincinnati, Ohio/St. Xavier
22	Treyvon Green **	RB	5-10	205	Jr./Jr.	Mesquite, Texas/Rowlett
60	Zack Guritz	OL	6-3	285	Fr./Fr.	Darien, Ill./Hinsdale South
9	Jimmy Hall **	DB	6-2	210	Sr./Jr.	Toledo, Ohio/Sylvania Southview
92	Will Hampton ***	DL	6-3	285	Sr./Sr.	Houston, Texas/Cy-Creek
28	Tim Hanrahan *	RB	6-0	200	Sr./Jr.	Frankfort, Ill./Providence Catholic
27	Matthew Harris	CB	5-11	180	Fr./Fr.	La Grange Highlands, Ill./Lyons
54	Eric Hauser	LB	6-0	215	So./R-Fr.	Lake Barrington, Ill./Loyola Academy
10	Traveon Henry *	S	6-1	215	So./So.	Lauderdale Lakes, Fla./Pine Crest
59	Pat Hickey ***	LS	6-0	215	Sr./Sr.	Chicago, Ill./Loyola Academy
28	Godwin Igwebuike	DB	6-0	190	Fr./Fr.	Pickerington, Ohio/Pickerington North
80	Mike Jensen ***	WR	6-0	190	Sr./Sr.	Rancho Santa Fe, Calif./The Bishop's School
43	Cole Johnson	DB	6-1	200	Fr./Fr.	Avon, Ind./Avon
14	Christian Jones **	WR	6-3	220	Jr./Jr.	Houston, Texas/Westfield
15	Daniel Jones **	CB	5-11	175	Sr./Jr.	Monticello, Fla./Florida
42	Joseph Jones	LB	6-1	210	So./R-Fr.	Plano, Ill./Plano
20	Malin Jones	RB	6-0	210	So./R-Fr.	Naperville, Ill./Joliet Catholic
6	Tony Jones **	WR	6-1	185	Sr./Jr.	Flint, Mich./Grand Blanc
95	Eric Joraskie	DL	6-4	260	Fr./Fr.	Mount Carmel, Pa./Mount Carmel
81	Paul Jorgensen **	OL	6-6	295	Sr./Jr.	DeWitt, Mich./DeWitt
64	Blake King	OL	6-3	250	Fr./Fr.	Shorewood, Ill./Minooka
75	Jack Konopka **	OL	6-5	290	Jr./Jr.	Inverness, Ill./Palatine Fremd
39	Zak Kucera	P	6-2	205	So./R-Fr.	Chesterland, Ohio/West Geauga
93	Greg Kuhar	DL	6-3	300	So./R-Fr.	Concord Township, Ohio/St. Edward
67	Tyler Lancaster	DL	6-3	275	Fr./Fr.	Romeoville, Ill./Plainfield East
17	Rashad Lawrence ***	WR	6-2	195	Sr./Sr.	Orlando, Fla./Olympia
34	Warren Long	RB	6-0	180	Fr./Fr.	Union City, Calif./James Logan
94	Dean Lowry *	DL	6-6	245	So./So.	Rockford, Ill./Boylan
68	Connor Mahoney	DL	6-4	270	So./R-Fr.	Malvern, Pa./Malvern
5	Venric Mark ***	RB	5-8	175	Sr./Sr.	Tomball, Texas/St. Pius X
91	Sean McEvilly **	DL	6-5	290	Sr./Jr.	Yorba Linda, Calif./Orange Lutheran
83	Mike McHugh	WR	6-3	185	So./R-Fr.	Kirkwood, Mo./Kirkwood
31	Marcus McShepard	CB	5-11	185	Fr./Fr.	University Heights, Ohio/Cleveland Heights
29	Xavier Menifield	RB	5-10	190	Fr./Fr.	Valencia, Calif./Sierra Canyon
70	Shane Mertz	OL	6-8	295	Jr./So.	Hazlet, N.J./Raritan



## ALPHABETICAL ROSTER

No.	Name	Pos.	Ht.	Wt.	Cl./Elig.	Hometown/High School/Last College
33	Matt Micucci	PK	5-11	190	So./R-Fr.	Lake Zurich, Ill./Stevenson
8	Jack Mitchell	PK	6-3	205	So./R-Fr.	San Diego, Calif./Torrey Pines
53	Geoff Mogus *	OL	6-5	285	Jr./So.	Lorain, Ohio/St. Edward
32	Hunter Niswander	P/PK	6-5	210	Fr./Fr.	Peninsula, Ohio/Woodridge
69	Brad North	OL	6-2	280	Fr./Fr.	Allen, Texas/Allen
48	Tommy Odell	DB	5-11	185	Fr./Fr.	River Forest, Ill./Oak Park-River Forest
7	Ifeadi Odenigbo	LB	6-3	220	So./R-Fr.	Centerville, Ohio/Centerville
34	Michael Odom	LB	6-0	195	So./R-Fr.	Naperville, Ill./Benet Academy
10	Zack Oliver *	QB	6-4	230	Jr./So.	Baton Rouge, La./Catholic
76	Eric Olson	OL	6-6	290	So./R-Fr.	Sudbury, Mass./Buckingham Browne & Nichols
38	Arthur Omilian *	PK	5-11	180	Jr./So.	Atlanta, Ga./Pace Academy
27	Michael Panico	RB	5-8	175	So./R-Fr.	Libertyville, Ill./Carmel Catholic
63	Ian Park	OL	6-4	290	So./R-Fr.	Pittsburgh, Pa./Upper St. Clair
25	Jordan Perkins *	CB	6-0	180	Jr./So.	Lodi, Calif./Lodi
61	Alex Pietrzak *	OL	6-4	275	Jr./So.	Burr Ridge, Ill./Brother Rice
77	Kenton Playko	OL	6-5	280	So./R-Fr.	Lewis Center, Ohio/Olentangy
51	Jaylen Prater	LB	6-0	220	So./R-Fr.	Hamden, Ohio/Wellston
21	Kyle Prater *	WR	6-5	215	Sr./Jr.	Maywood, Ill./Proviso West/USC
46	Damien Proby ***	LB	6-0	245	Sr. {5}/Sr.	North Las Vegas, Nev./Cheyenne
21	Kyle Queiro	SAF	6-3	190	Fr./Fr.	Verona, N.J./Bergen Catholic
90	C.J. Robbins	DL	6-5	285	Jr./So.	Peru, Ill./LaSalle-Peru
18	Christian Salem	QB	6-3	185	So./R-Fr.	Santa Monica, Calif./Santa Monica
82	Andrew Scanlan	WR	6-2	210	So./R-Fr.	Royersford, Pa./Spring Ford
86	Jack Schwaba	SB	6-4	235	So./R-Fr.	Upper St. Clair, Pa./Upper St. Clair
97	Tyler Scott ***	DL	6-4	265	Sr. {5}/Sr.	Warren, Ohio/Howland
47	Troy Sheppard	DB	5-10	170	So./R-Fr.	Joliet, Ill./Providence Catholic
13	Trevor Siemian **	QB	6-3	210	Sr./Jr.	Windermere, Fla./Olympia
55	Drew Smith *	LB	6-1	210	Jr./So.	Cincinnati, Ohio/Colerain
85	Mark Szott *	SB	6-4	240	Jr./So.	Naperville, Ill./Waubonsie Valley
88	Jayme Taylor	SB	6-4	225	Fr./Fr.	The Woodlands, Texas/The Woodlands
32	Mike Trumpy ***	RB	6-1	210	Sr. {5}/Sr.	Wheaton, Ill./Wheaton North
23	Nick VanHoose *	CB	6-0	185	Jr./So.	Urbana, Ohio/Graham
50	Timmy Vernon ***	LB	6-3	225	Sr. {5}/Sr.	Fort Washington, Pa./Germantown Academy
66	Brandon Vitabile **	OL	6-3	305	Sr./Jr.	Edison, N.J./Bishop Ahr
40	Dan Vitale *	SB	6-2	220	So./So.	Wheaton, Ill./Wheaton-Warrenville South
18	Anthony Walker	LB	6-1	200	Fr./Fr.	Miami, Fla./Monsignor Edward Pace
56	Brett Walsh	LB	6-1	205	Fr./Fr.	Monrovia, Calif./Monrovia
3	Keith Watkins II	CB	5-11	170	Fr./Fr.	Cincinnati, Ohio/Archbishop Moeller
2	Dwight White	CB	5-10	185	So./R-Fr.	Cypress, Texas/Cy-Fair
49	Brandon Williams ***	P	6-2	195	Sr. {5}/Sr.	Nappanee, Ind./NorthWood
4	Jarrell Williams *	DB	5-11	185	Jr./So.	Robbins, Ill./Oak Lawn Richards
84	Macan Wilson	WR	6-0	185	Fr./Fr.	Houston, Texas/Kinkaid
11	Pierre Youngblood-Ary *	WR	6-3	190	Jr./So.	Orlando, Fla./Lake Brantley

\* Denotes letters won

{5} Indicates fifth-year senior

## PRONUNCIATION GUIDE

Chi Chi Ariguzo.....(air-uh-GOO-zoh)  
 Jeff Budzien.....(BUD-zeen)  
 Ibraheim Campbell.....(E-bruh-heem)  
 Adam DePietro.....(da-PEET-ro)  
 Mike Eshun.....(EE-shun)  
 Davion Fleming.....(DAVEY-on)  
 Tom Fuessel.....(FEE-sell)  
 Deonte Gibson.....(Dee-ON-tay)  
 Treyvon Green.....(TRAY-vonn)  
 Traveon Henry.....(TRAH-vee-on)  
 Godwin Igwebuike.....(ig-weh-BOO-kay)  
 Malin Jones.....(MAY-lin)  
 Eric Joraskie.....(jor-AZ-key)

Jack Konopka.....(ka-NOP-ka)  
 Greg Kuhar.....(KOO-har)  
 Sean McEvilly.....(mick-EV-uh-lee)  
 Matt Micucci.....(mi-KOO-chee)  
 Ifeadi Odenigbo.....(if-AH-dee o-DEN-uh-bo)  
 Alex Pietrzak.....(pee-AY-ter-zak)  
 Kyle Quiero.....(KAY-ro)  
 Trevor Siemian.....(SIM-ee-un)  
 Mark Szott.....(ZOTT)  
 Brandon Vitabile.....(vuh-TOB-uh-lay)  
 Dan Vitale.....(vuh-TAL-ee)  
 Jarrell Williams.....(ja-RELL)

## NUMERICAL ROSTER

40	Dan Vitale	SB
41	Doug Diedrick	SB
42	Joseph Jones	LB
43	Cole Johnson	S
44	Chi Chi Ariguzo	LB
45	Collin Ellis	LB
46	Damien Proby	LB
47	Troy Sheppard	DB
48	Tommy Odell	S
49	Brandon Williams	P
50	Timmy Vernon	LB
51	Jaylen Prater	LB
52	Chris Fitzpatrick	LS
53	Geoff Mogus	OL
54	Eric Hauser	LB
55	Drew Smith	LB
56	Brett Walsh	LB
57	Matt Frazier	OL
59	Pat Hickey	LS
60	Zach Guritz	OL
61	Alex Pietrzak	OL
63	Ian Park	OL
64	Blake King	OL
65	Hayden Baker	OL
66	Brandon Vitabile	OL
67	Tyler Lancaster	DL
68	Connor Mahoney	OL
69	Brad North	OL
70	Shane Mertz	OL
73	Adam DePietro	OL
74	Graham Bullmore	OL
75	Jack Konopka	OL
76	Eric Olson	OL
77	Kenton Playko	OL
78	Paul Jorgensen	OL
79	Sam Coverdale	OL
80	Mike Jensen	WR
81	Tom Fuessel	WR
82	Andrew Scanlan	WR
83	Mike McHugh	WR
84	Macan Wilson	WR
85	Mark Szott	SB
86	Jack Schwaba	SB
87	Mark Gororgianis	WR
88	Jayme Taylor	SB
89	Austin Carr	WR
90	C.J. Robbins	DL
91	Sean McEvilly	DL
92	Will Hampton	DL
93	Greg Kuhar	DL
94	Dean Lowry	DL
95	Eric Joraskie	DL
96	Max Chapman	DL
97	Tyler Scott	DL
98	Deonte Gibson	DL
99	Chance Carter	DL



## 2013 QUICK FACTS/SCHEDULE

### GENERAL INFORMATION

School: Northwestern University  
 Location: Evanston, Ill.  
 Enrollment: 8,367 undergraduates  
 Nickname: Wildcats  
 Founded: 1851  
 School Colors: Purple and White  
 Conference: Big Ten  
 Stadium (Capacity): Ryan Field (47,130)  
 Playing Surface: Grass  
 Affiliation: NCAA Division I (FBS)  
 President: Morton Schapiro  
 (Hofstra, 1975)  
 Director of Athletics and Recreation:  
 Jim Phillips (Illinois, 1990)  
 Athletic Dept. Phone: (847) 491-3205

### HISTORY

First year of football: 1882  
 All-time bowl record: 2-9  
 Years in postseason play: 11  
 Last postseason appearance:  
 2013 TaxSlayer.com Gator Bowl  
 Result: Won (34-20) vs. Mississippi State  
 All-time record: 498-635-44  
 (130 seasons)  
 Big Ten Championships (8):  
 (1903, 1926, 1930, 1931, 1936, 1995,  
 1996, 2000)

### ATHLETIC COMMUNICATIONS

Asst. AD for Athletic Communications/  
 Football Contact: Paul Kennedy  
 Email: pkennedy@northwestern.edu  
 Office Phone: (847) 467-2028  
 Cell Phone: (312) 497-5990

Associate Director/Asst. FB Contact:  
 Scott Hammer  
 Email: hammer@northwestern.edu  
 Hammer Phone/Cell: (847) 491-8800,  
 (847) 791-4651

Associate Directors:  
 Nick Brilowski, Doug Meffley  
 Assistant Directors: Betsy Golomski,  
 Dan Yopchick  
 Director of Broadcast Operations: Rob Coons  
 Assistant Director of Broadcast Operations:  
 Chris Simonson  
 Office Phone/Fax: (847) 491-7503/  
 491-8818  
 Mailing Address:  
 1501 Central Street, Evanston, IL 60208  
 Web Site: NUsports.com  
 Twitter Account: @NU\_Sports

### HEAD COACH

**Pat Fitzgerald**  
 (Northwestern, 1997)  
 Career Record (year): 50-39 (eighth)  
 NU Record (year): 50-39 (eighth)  
 Football office phone: (847) 491-7274

### ASSISTANT COACHES/STAFF

**Randy Bates**  
 Linebackers  
 (Ohio State, 1983)

**Jerry Brown**  
 Assistant Head Coach/Defensive Backs  
 (Northwestern, 1972)

**Adam Cushing**

Offensive Line  
 (Chicago, 2002)

**Mike Hankwitz**  
 Defensive Coordinator  
 (Michigan, 1970)

**Bob Heffner**  
 Superbacks  
 (Temple, 1979)

**Marty Long**  
 Defensive Line  
 (The Citadel, 1986)

**Matt MacPherson**  
 Running Backs/Recruiting Coordinator  
 (DePauw, 1998)

**Mick McCall**  
 Offensive Coordinator/Quarterbacks  
 (Southern Colorado, 1979)

**Dennis Springer**  
 Wide Receivers  
 (Butler, 1993)

**Scott Hamel**  
 Graduate Assistant—Offense  
 (Michigan, 2006)

**Rickey Jackson**  
 Graduate Assistant—Offense  
 (Howard, 2007)

**Rob Noel**  
 Graduate Assistant—Defense  
 (Butler, 2009)

**McNeil Parker**  
 Graduate Assistant—Defense  
 (Kenyon, 2010)

**Cody Cejda**  
 Director of Football Operations  
 (Michigan, 2007)

**Chris Bowers**  
 Director of Player Personnel  
 (Wittenberg, 1999)

**Jay Hooten**  
 Director of Football Performance  
 (Capital, 2002)

**Eric Howitt**  
 Assistant A.D., Equipment Operations  
 (Oregon State, 1999)

**Jacob Schmidt**  
 Director of Player Development  
 (Northwestern, 2010)

### 2013 SCHEDULE

#### Saturday, Aug. 31 at California

Berkeley, Calif. • California Memorial Stadium  
 9:30 p.m. CT • TV: ESPN2  
 Last Meeting: Jan. 1, 1949 (Rose Bowl)  
 Score: Northwestern 20, California 14

#### Saturday, Sept. 7 vs. Syracuse

Evanston, Ill. • Ryan Field  
 5 p.m. CT • TV: Big Ten Network  
 Last Meeting: Sept. 1, 2012 (at Syracuse)  
 Score: Northwestern 42, Syracuse 41

#### Saturday, Sept. 14 vs. Western Michigan

Evanston, Ill. • Ryan Field  
 8 p.m. CT • TV: Big Ten Network  
 Last Meeting: N/A  
 Score: N/A

#### Saturday, Sept. 21 vs. Maine

Evanston, Ill. • Ryan Field  
 Time TBA • TV: TBA  
 Last Meeting: N/A  
 Score: N/A

#### Saturday, Oct. 5 vs. Ohio State

Evanston, Ill. • Ryan Field  
 7 p.m. CT • TV: ABC, ESPN or ESPN2  
 Last Meeting: Nov. 8, 2008 (at Northwestern)  
 Score: (12) Ohio State 45, Northwestern 10

#### Saturday, Oct. 12 at Wisconsin

Madison, Wis. • Camp Randall Stadium  
 2:30 p.m. CT • TV: TBA  
 Last Meeting: Nov. 23, 2010 (at Wisconsin)  
 Score: (5) Wisconsin 70, Northwestern 23

#### Saturday, Oct. 19 vs. Minnesota

Evanston, Ill. • Ryan Field  
 Time TBA • TV: TBA  
 Last Meeting: Oct. 13, 2012 (at Minnesota)  
 Score: Northwestern 21, Minnesota 13

#### Saturday, Oct. 26 at Iowa

Iowa City, Iowa • Kinnick Stadium  
 Time TBA • TV: TBA  
 Last Meeting: Oct. 27, 2012 (at Northwestern)  
 Score: Northwestern 28, Iowa 17

#### Saturday, Nov. 2 at Nebraska

Lincoln, Neb. • Memorial Stadium  
 Time TBA • TV: TBA  
 Last Meeting: Oct. 20, 2012 (at Northwestern)  
 Score: Nebraska 29, Northwestern 28

#### Saturday, Nov. 16 vs. Michigan

Evanston, Ill. • Ryan Field  
 Time TBA • TV: TBA  
 Last Meeting: Nov. 10, 2012 (at Michigan)  
 Score: Michigan 38, Northwestern 31 (OT)

#### Saturday, Nov. 23 vs. Michigan State

Evanston, Ill. • Ryan Field  
 Time TBA • TV: TBA  
 Last Meeting: Nov. 17, 2012 (at Michigan State)  
 Score: Northwestern 23, Michigan State 20

#### Saturday, Nov. 30 at Illinois

Champaign, Ill. • Memorial Stadium  
 Time TBA • TV: TBA  
 Last Meeting: Nov. 24, 2012 (at Northwestern)  
 Score: Northwestern 50, Illinois 14



# ALL-TIME SERIES RECORDS



Opponent	W	L	T	First Meeting	Last Meeting
Air Force.....	2	4	0	1988	2003
Alumni.....	3	3	0	1889	1908
Arizona.....	0	2	0	1975	1976
Arizona State.....	0	4	0	1977	2005
Arkansas.....	0	1	0	1981	1981
Armour Institute.....	2	0	1	1895	1898
Army.....	3	2	0	1951	2011
Auburn.....	0	1	0	2010	2010
Beloit.....	12	3	4	1890	1923
Boston College.....	4	1	0	1961	2012
Bowling Green.....	0	2	0	2001	2003
Butler.....	2	0	0	1928	1929
<b>California.....</b>	<b>1</b>	<b>0</b>	<b>0</b>	<b>1948</b>	<b>1948</b>
Carleton.....	2	0	0	1925	1926
Carlisle.....	0	1	0	1903	1903
Central Michigan.....	1	0	0	2010	2010
Centre.....	1	0	0	1930	1930
Chicago.....	8	26	3	1892	1926
Chicago Athletic Club.....	2	0	0	1896	1898
Chicago Dental.....	1	0	0	1903	1903
Chicago Phys. & Surg.....	3	1	0	1896	1900
Chicago Wanderers.....	1	0	0	1889	1889
Chicago YMCA.....	2	0	0	1891	1892
Cincinnati.....	2	0	0	1903	1924
Colgate.....	1	0	0	1949	1949
Colorado.....	1	1	0	1951	1978
Cornell (Iowa).....	1	0	0	1929	1929
Dartmouth.....	1	0	0	1928	1928
Denver Athletic Club.....	0	1	0	1893	1893
DePaul.....	2	0	0	1904	1935
DePauw.....	3	0	0	1904	1944
Dixon.....	1	0	0	1898	1898
Drake.....	2	0	0	1916	1938
Duke.....	8	8	0	1985	2008
Eastern Illinois.....	1	0	0	2011	2011
Eastern Michigan.....	3	0	0	2006	2009
Englewood HS.....	4	0	0	1896	1903
Evanston HS.....	9	0	0	1890	1905
Florida.....	0	2	0	1965	1966
Fort Sheridan.....	4	0	0	1901	1904
Great Lakes Naval Station.....	1	2	1	1918	1944
Hahnemann Medical.....	1	0	0	1898	1898
Harvard Prep.....	0	1	0	1886	1886
Hawaii.....	1	1	0	1998	2004
Hyde Park HS.....	1	0	0	1898	1898
<b>Illinois.....</b>	<b>47</b>	<b>54</b>	<b>5</b>	<b>1892</b>	<b>2012</b>
Illinois State.....	1	0	0	2010	2010
Illinois Wesleyan.....	1	1	1	1909	1911
Indiana.....	46	34	1	1899	2012
<b>Iowa.....</b>	<b>24</b>	<b>47</b>	<b>3</b>	<b>1897</b>	<b>2012</b>
Iowa Pre-Flight.....	0	1	0	1942	1942
Iowa State.....	7	1	0	1895	1956
Kansas.....	2	0	0	2003	2004
Kansas State.....	2	0	0	1938	1941
Kentucky.....	1	0	0	1928	1928
Knox.....	3	1	0	1900	1920
Lake Forest.....	18	4	3	1888	1923
Lombard.....	3	0	0	1901	1904
<b>Maine.....</b>	<b>0</b>	<b>0</b>	<b>0</b>	<b>N/A</b>	<b>N/A</b>
Marquette.....	2	0	0	1905	1934
Miami (Fla.).....	2	2	0	1961	1968
Miami (Ohio).....	3	6	0	1955	2009
<b>Michigan.....</b>	<b>15</b>	<b>54</b>	<b>2</b>	<b>1892</b>	<b>2012</b>
<b>Michigan State.....</b>	<b>17</b>	<b>36</b>	<b>0</b>	<b>1905</b>	<b>2012</b>
<b>Minnesota.....</b>	<b>33</b>	<b>50</b>	<b>5</b>	<b>1892</b>	<b>2012</b>
Mississippi State.....	1	0	0	2012	2012
Missouri.....	4	5	0	1895	2008
Monmouth.....	2	0	0	1911	1922
Municipal Pier.....	0	1	0	1918	1918
Navy.....	3	0	0	1950	2002
<b>Nebraska.....</b>	<b>2</b>	<b>4</b>	<b>0</b>	<b>1902</b>	<b>2012</b>

Opponent.....	W	L	T	First Meeting	Last Meeting
New Hampshire.....	0	1	0	2006	2006
Nevada.....	1	1	0	2006	2007
North Carolina.....	0	2	0	1976	1977
North Central (Naperville)...	5	0	0	1900	1904
North Dakota State.....	1	0	0	1936	1936
North Division HS.....	4	0	0	1900	1905
Northeastern.....	1	0	0	2007	2007
Northern Illinois.....	6	0	1	1975	2005
Northwest Division HS.....	1	0	0	1898	1898
Notre Dame.....	8	37	2	1889	1995
Ohio.....	3	1	0	1973	2008
Ohio Northern.....	1	0	0	1905	1905
<b>Ohio State.....</b>	<b>14</b>	<b>59</b>	<b>1</b>	<b>1913</b>	<b>2008</b>
Oklahoma.....	3	1	0	1939	1997
Oregon.....	1	0	0	1974	1974
Oregon State.....	3	1	0	1957	1966
Oshkosh Normal.....	1	0	0	1904	1904
Pacific.....	1	0	0	1946	1946
Penn State.....	3	13	0	1993	2012
Pittsburgh.....	3	3	0	1949	1973
Princeton.....	1	0	0	1986	1986
Purdue.....	27	50	1	1895	2010
Rice.....	3	4	0	1967	2011
Rush Medical.....	3	1	0	1897	1902
Rutgers.....	0	3	0	1919	1991
St. Viator.....	1	0	0	1905	1905
Southern Illinois.....	1	0	0	2008	2008
South Carolina.....	1	0	0	1962	1962
South Dakota.....	4	0	0	1924	1927
South Division HS.....	0	0	1	1890	1890
Southern California.....	0	5	0	1952	1995
Southern Methodist.....	0	1	0	1970	1970
Stanford.....	1	3	2	1933	1994
<b>Syracuse.....</b>	<b>5</b>	<b>5</b>	<b>0</b>	<b>1940</b>	<b>2012</b>
TCU.....	1	3	0	1999	2004
Tennessee.....	0	1	0	1996	1996
Texas A&M.....	0	1	0	2011	2011
Texas.....	1	0	0	1942	1942
Texas Tech.....	0	1	0	2010	2010
Towson.....	1	0	0	2009	2009
Transylvania.....	0	0	1	1905	1905
Tulane.....	1	3	0	1925	1956
UCLA.....	3	2	0	1931	1970
UNLV.....	2	0	0	1998	2001
Utah.....	1	1	0	1927	1981
Vanderbilt.....	2	1	1	1947	2012
Wabash.....	2	0	0	1905	1929
Wake Forest.....	2	2	0	1991	1997
Washington.....	0	3	0	1980	1984
Washington (Mo.).....	1	0	0	1903	1903
Washington State.....	1	0	0	1958	1958
West Division HS.....	1	0	0	1888	1888
<b>Western Michigan.....</b>	<b>0</b>	<b>0</b>	<b>0</b>	<b>N/A</b>	<b>N/A</b>
<b>Wisconsin.....</b>	<b>33</b>	<b>56</b>	<b>5</b>	<b>1890</b>	<b>2010</b>
Wyoming.....	1	0	0	1979	1979
<b>Totals.....</b>	<b>498</b>	<b>635</b>	<b>44</b>		
<b>Big Ten Record.....</b>	<b>262</b>	<b>469</b>	<b>22</b>		

2013 opponents in bold





---

# THIS IS NORTHWESTERN

---

2013 WILDCAT PLAYER BIOGRAPHIES.....	18-50
HEAD COACH PAT FITZGERALD .....	51-52
ASSISTANT COACHES .....	53-55
2013 STATISTICS AND GAME RECAPS .....	56-82





## CHI CHI ARIGUZO

6-3 • 220 • Junior  
Linebacker  
Gahanna, Ohio  
St. Francis DeSales

44



### 2012

Consensus honorable mention All-Big Ten selection by coaches and media ... Started every game ... Big Ten co-leader in fumble recoveries (4) ... Team leader in tackles for loss with 10.5 ... Ranked 18th in the Big Ten in overall tackles (7.0 per game) ... Remarkable 2012 season-opener at Syracuse, recording his first career interception to set up an NU touchdown before recovering a fumble (on an incomplete lateral screen pass) and returning it 33 yards for a touchdown ... Also notched seven tackles against the Orange ... Racked up 10 tackles, eight solo stops and 3.0 TFL's vs. Vanderbilt ... Again posted 10 tackles against Boston College to go with his second fumble recovery of the year and two pass breakups ... Five stops vs. South Dakota with one TFL ... Posted seven tackles and a TFL vs. Indiana ... Rang up a career-best 12 tackles (six solos) and a PBU at Penn State ... Posted eight tackles at Minnesota ... Assisted on five tackles against Iowa ... Recorded three tackles with a TFL and a fumble recovery at Michigan ... At Michigan State, recorded five tackles, one sack and fumble recovery ... Led NU with 11 tackles, including 10 solo stops, 2.0 TFLs and a sack, against Illinois ... Notched an interception in the red zone and five tackles in TaxSlayer.com Gator Bowl vs. Mississippi State ... Named team's defensive big playmaker five times (Syracuse, Vanderbilt, Boston College, Indiana and Michigan State) and Defensive Player of the Game vs. Illinois.

### PERSONAL

Born Ikechi Leonard Ariguzo ... Son of Macleo and Virginia Ariguzo ... Majoring in economics.

### ARIGUZO'S GAME-BY-GAME STATS

#### 2011

Game	Solo	Ast	Tot	TFL	Sacks	PBU	Int	QBH
at Boston College	0	0	0	0.0-0	0.0-0	0	0-0	0
EASTERN ILLINOIS	1	2	3	0.0-0	0.0-0	0	0-0	1
at Army	4	5	9	0.0-0	0.0-0	0	0-0	0
at Illinois	0	2	2	0.0-0	0.0-0	0	0-0	0
MICHIGAN	0	2	2	0.0-0	0.0-0	0	0-0	0
at Iowa	1	1	2	0.0-0	0.0-0	0	0-0	0
PENN STATE	0	0	0	0.0-0	0.0-0	0	0-0	0
at Indiana	1	1	2	0.0-0	0.0-0	1	0-0	0
at Nebraska	1	1	2	0.0-0	0.0-0	0	0-0	0
RICE	5	2	7	0.0-0	0.0-0	0	0-0	0
MINNESOTA	1	2	3	0.0-0	0.0-0	0	0-0	0
MICHIGAN STATE				DNP				
vs. Texas A&M				DNP				

#### 2012

Game	Solo	Ast	Tot	TFL	Sacks	PBU	Int	QBH
atSyracuse	5	2	7	1.5-3	0.0-0	0	1-49	0
VANDERBILT	8	2	10	3.0-11	1.0-7	1	0-0	0
BOSTON COLLEGE	2	8	10	0.0-0	0.0-0	2	0-0	1
SOUTH DAKOTA	2	3	5	1.0-2	0.0-0	0	0-0	0
INDIANA	4	3	7	1.0-2	0.0-0	0	0-0	0
at Penn State	6	6	12	0.0-0	0.0-0	1	0-0	0
at Minnesota	6	2	8	0.0-0	0.0-0	0	0-0	0
NEBRASKA	3	0	3	0.0-0	0.0-0	0	0-0	1
IOWA	0	5	5	0.0-0	0.0-0	0	0-0	0
at Michigan	2	1	3	1.0-5	0.0-0	0	0-0	0
at Michigan State	3	2	5	1.0-9	1.0-9	1	1-0	0-0
ILLINOIS	10	1	11	2.0-3	1.0-2	0	0-0	0
vs. Mississippi State	5	0	5	0.0-0	0.0-0	0	1-12	0

### ARIGUZO'S CAREER STATS

Year	G	Tackles			TFL	Yds	PD	FF	FR	Blkd	Int	Yds
		UA	A	Total								
2011	11	14	18	32	1.5	2	0	0	0	0	0	0
2012	13	56	35	91	10.5	35	5	0	4	0	2	61
TOTALS	24	70	53	123	12.0	37	5	0	4	0	2	61



## HAYDEN BAKER

6-2 • 280 • Junior  
Offensive Line  
Trout Valley, Ill.  
Cary-Grove

65




### 2012

Served as backup center to starter Brandon Vitabile ... Appeared in two games as a sophomore (vs. South Dakota, vs. Illinois) ... Earned Academic All-Big Ten honors.

### PERSONAL

Born Hayden Patrick Baker ... Son of Robert and Mary Ellen Baker ... Uncle played football at Iowa and played in the Rose Bowl ... Majoring in anthropology.



## CERMAK BLAND

5-11 • 170 • Sophomore  
Running Back  
West Linn, Ore.  
Jesuit

12



### 2012

Appeared in two games as a redshirt freshman (vs. South Dakota, vs. Indiana) ... Named Offensive Practice Player of the Week following Michigan game ... Academic All-Big Ten honoree.

### PERSONAL

Born Cermak Jirka Bland ... Son of Rick and Ella Bland ... Great, great grandson of former mayor of Chicago Anton J. Cermak (1931-33) ... Attended same high school as Mike Dunleavy of the Indiana Pacers as well as Miami Heat head coach Eric Spoelstra ... Anticipated major is political science.





## TERRENCE BROWN

6-1 • 200 • RS Freshman  
Defensive Back  
Los Alamitos, Calif.  
Los Alamitos

# 26



### 2012

Redshirted his rookie season ... Named Defensive Practice Player of the Week following Nebraska game.

### PERSONAL

Born Terrance Jaydin Brown ... Son of Bridget Brown and Andrew Brown ... Majoring in learning and organizational change.



## C.J. BRYANT

5-11 • 175 • Junior  
Cornerback  
Gahanna, Ohio  
Gahanna Lincoln

# 13



### 2012

Reserve cornerback and special teams contributor as a sophomore ... Recorded one tackle each against South Dakota and Indiana ... Career-best four tackles (three solo) against Nebraska ... Two stops against Iowa ... Against Illinois, notched his first career forced fumble on kickoff coverage, setting up NU's touchdown ... Finished with two tackles against the Illini ... One stop in TaxSlayer.com Gator Bowl vs. Mississippi State.

### PERSONAL

Born Charles Eugene Bryant Jr. on 3/17/92 ... Son of Charles and Veronica Bryant ... Cousin, Troy Taylor, played basketball for Ohio State ... Majoring in sociology.



## STEPHEN BUCKLEY

6-0 • 175 • RS Freshman  
Running Back  
Forney, Texas  
North Forney

# 8




### 2012

Redshirted his rookie season ... Named the team's Practice Player of the Week on offense on three occasions (vs. Syracuse, Minnesota and Nebraska) and on Special Teams for the South Dakota game week.

### PERSONAL

Born Stephen Andrew Buckley ... Son of Cynthia and John Buckley.



## JEFF BUDZIEN

5-11 • 165 • Senior  
Place-kicker  
Hartland, Wis.  
Arrowhead

# 37



### 2012

Second year as NU's starting place-kicker ... Named Bakken-Anderson Big Ten Co-Kicker of the Year ... Became first NU kicker to be named first-team All-Big Ten (coaches) since Brian Gowins in 1997 ... Named one of 20 national semifinalists for the Lou Groza Award, presented to the nation's top place-kicker ... Finished 19-for-20 on field goal tries—including a 6-of-7 success rate from 40 or more yards—to establish the NU single-season mark for field goal percentage (95.0) ... His 107 points are sixth-most by a Wildcat in school history and he now stands eighth all-time with 176 career points ... His 19 field goals in 2012 were one shy of the single-season mark of 20 held by Brian Gowins (1997) and Amado Villarreal (2008) ... Tied his own school record for consecutive PATs made in a single season (50) and enters 2013 with an active streak of 101 straight made PATs, fifth all-time in Big Ten annals (2010-present) ... Finished second in the Big Ten with 1.46 field goals per game ... Fourth in the conference in scoring with 8.23 points per game ... Provided game-winning PAT in NU's 42-41 season-opening win at Syracuse, putting the Wildcats in front for good with 44 seconds to play ... Against Vanderbilt, hit eventual game-winning 18-yard field goal with 2:01 remaining, finishing the game a perfect 3-of-3 with makes from 40, 37 and 18 yards in a 23-13 win ... It was his first career game with multiple made field goals ... Topped that performance a week later vs. Boston College by going 5-for-5 on field goal attempts, tying the NU school record for FGs in a single game ... Hit from 42, 20, 29, 41 and 19 yards in 22-13 victory over the Eagles en route to Big Ten Special Teams Player of the Week honors ... His five field goals are one of eight performances in FBS this year of five or more in a game ... Converted all five PAT attempts in win over South Dakota ... Accounted for 14 points in win over Indiana with three field goals (44, 34 and 29 yards) and five PATs ... 4-of-4 on extra points vs. both Nebraska and Iowa ... Connected on a 34-yard field goal attempt and all four PATs at Michigan ... Finished 3-of-3 on field goal tries (24, 43, 27 yards) at Michigan State, including the game-winner with 7:30 remaining that broke a 20-20 tie ... Hit 2-of-2 field goals (44, 36 yards) and kicked six PATs in win over Illinois (12 points) ... Accounted for 10 points in TaxSlayer.com Gator Bowl win vs. Mississippi State, hitting field goal attempts from 34 and 37 yards ... Named team's Special Teams Player of the Week vs. Vandy, Boston College and Indiana ... Twice named a Lou Groza Award Star of the Week (BC, Indiana) ... Academic All-Big Ten.

### PERSONAL

Born Jeffrey Shane Budzien ... Son of Katie Petroff and Bill Budzien ... Economics major and business institutions minor.

### BUDZIEN'S GAME-BY-GAME STATS

Game	FGM-FGA	Lg	Blkd
at Syracuse	0-0	0	0
VANDERBILT	3-3	40	0
BOSTON COLLEGE	5-5	42	0
SOUTH DAKOTA	0-0	0	0
INDIANA	3-3	44	0
at Penn State	0-0	0	0
at Minnesota	0-0	0	0
NEBRASKA	0-1	0	0
IOWA	0-0	0	0
at Michigan	1-1	34	0
at Michigan State	3-3	43	0
ILLINOIS	2-2	44	0
vs. Mississippi State	2-2	37	0

## BUDZIEN'S CAREER STATS

## FIELD GOALS

Year	G	Made	Att.	Lg	Pct
2010	1	0	0	0	0.0
2011	13	6	10	47	60.0
2012	13	19	20	44	95.0
TOTALS	27	25	30	47	83.3

## SCORING

Year	G	PAT	FG	Total	Avg/G
2010	1	1-1	0-0	1	1.0
2011	13	50-50	6-10	68	5.2
2012	13	50-50	19-20	107	8.2
TOTALS	27	101-101	25-30	176	6.5



**IBRAHEIM  
CAMPBELL**

5-11 • 205 • Junior  
Defensive Back  
Philadelphia, Pa.  
Chestnut Hill Academy

24



## 2012

Redshirt sophomore ... A leader in Northwestern's secondary despite being in only his second year on the field ... Member of NU's 12-player Leadership Council ... Tabbed an honorable mention All-Big Ten honoree by league coaches and media ... Ranked 20th in the Big Ten with 6.85 stops per game ... Team-high 12 pass breakups, tied for seventh-best single-season total in NU history ... Began the year with 13 tackles at Syracuse, including a career-best 11 solo stops ... Five tackles vs. Vanderbilt and two against BC ... Posted five stops with a PBU against South Dakota ... One tackle and one PBU against Indiana before leaving the game with an injury ... Returned against Penn State to record a career high with 14 tackles to go with two pass breakups ... Again had double-digit stops with 10 at Minnesota ... Against Nebraska, posted nine tackles (eight solo), a career-best three pass breakups and a forced fumble, earning NU's defensive player of the game honors ... Posted eight tackles and a PBU vs. Iowa ... Three stops at Michigan ... Tremendous all-around game at Michigan State with 11 tackles, one forced fumble and two pass breakups, in addition to hitting QB Andrew Maxwell while throwing on the play that resulted in David Nwabuisi's pick-six ... Named NU's Defensive Player of the Game against the Spartans ... Four tackles and his first interception of the season against Illinois ... Recorded another pick in the TaxSlayer.com Gator Bowl vs. Mississippi State and added four tackles ... Academic All-Big Ten.

## PERSONAL

Born Ibraheim Malcolm-Ramon Campbell on 5/13/92 ... Son of Carole Campbell and Michael Jones ... Brother, Rashad, plays football at Cornell (he rushed for 4,204 yards at CHA) ... Uncles Aquil Stinson (Georgetown) and Malik Jones (Bloomsburg) also played college football ... Majoring in economics.

## CAMPBELL'S GAME-BY-GAME STATS

## 2011

Game	Solo	Ast	Tot	TFL	Sacks	PBU	Int	QBH
at Boston College	1	1	2	1.0-1	0.0-0	0	0-0	0
EASTERN ILLINOIS	2	2	4	0.0-0	0.0-0	0	0-0	0
at Army	5	8	13	0.0-0	0.0-0	0	0-0	0
at Illinois	5	5	10	0.5-0	0.0-0	1	0-0	0
MICHIGAN	3	6	9	0.0-0	0.0-0	0	2-43	0
at Iowa	1	4	5	0.0-0	0.0-0	0	0-0	0
PENN STATE	0	1	1	0.0-0	0.0-0	0	0-0	0


at Indiana	8	0	8	0.0-0	0.0-0	0	0-0	0
at Nebraska	7	6	13	1.0-5	1.0-5	0	0-0	0
RICE	8	1	9	0.0-0	0.0-0	1	0-0	0
MINNESOTA	4	3	7	0.0-0	0.0-0	0	0-0	0
MICHIGAN STATE	7	1	8	0.0-0	0.0-0	1	0-0	0
vs. Texas A&M	3	8	11	1.0-7	0.0-0	0	0-0	0

## 2012

Game	Solo	Ast	Tot	TFL	Sacks	PBU	Int	QBH
at Syracuse	11	2	13	0.0-0	0.0-0	0	0-0	0
VANDERBILT	3	2	5	0.0-0	0.0-0	0	0-0	0
BOSTON COLLEGE	0	2	2	0.0-0	0.0-0	1	0-0	0
SOUTH DAKOTA	4	1	5	0.0-0	0.0-0	1	0-0	0
INDIANA	0	1	1	0.0-0	0.0-0	1	0-0	0
at Penn State	8	6	14	0.0-0	0.0-0	2	0-0	0
at Minnesota	6	4	10	0.0-0	0.0-0	0	0-0	0
NEBRASKA	8	1	9	0.0-0	0.0-0	3	0-0	0
IOWA	4	4	8	0.0-0	0.0-0	1	0-0	0
at Michigan	2	1	3	0.0-0	0.0-0	0	0-0	0
at Michigan State	5	6	11	0.5-1	0.0-0	2	0-0	0
ILLINOIS	4	0	4	0.0-0	0.0-0	0	1-40	0
vs. Mississippi State	4	0	4	0.0-0	0.0-0	1	1-0	0

## CAMPBELL'S CAREER STATS

Tackles												
Year	G	UA	A	Total	TFL	Yds	PD	FF	FR	Blkd	Int	Yds
2011	13	54	46	100	3.5	13	6	0	1	0	2	43
2012	13	59	30	89	0.5	1	11	2	0	0	2	40
TOTALS	26	113	76	189	4.0	14	17	2	1	0	4	83



**JOE  
CANNON**

6-0 • 175 • Junior  
Defensive Back  
Oconomowoc, Wis.  
Marquette University H.S.

39



## 2012

Played in one game as a sophomore (vs. South Dakota) ... Academic All-Big Ten honoree.

## PERSONAL

Born Joseph Michael Cannon on 8/1/91 ... Son of Pat and Linda Cannon ... Brother, P.J., played football at Wisconsin and was a member of two winning Rose Bowl teams ... His cousin, Jenny Baumann, played soccer at Northwestern (2007-10) ... His grandfather, Robert Cannon, served as a vice president for the Milwaukee Brewers and as general counsel for the Chicago Cubs (1982-85) ... Communication studies major.





**P.J.  
CAROLLO**

6-1 • 180 • Sophomore  
Quarterback  
Lake Bluff, Ill.  
Lake Forest

15



## 2012

Appeared in wins over South Dakota and Illinois ... Did not record any statistics ... Academic All-Big Ten honoree.

## PERSONAL


Born Paul G. Carollo on 9/23/92 ... Son of Paul and Patricia Carollo ... Father was a quarterback at UW-LaCrosse and uncle, Bill, played QB at Milwaukee ... Bill is currently Director of Officials at the Big Ten Conference and a former NFL and Big Ten official ... P.J. was a backup QB to current Notre Dame quarterback Tommy Rees as a junior ... Majoring in economics.

## CARTER'S GAME-BY-GAME STATS

Game	Solo	Ast	Tot	TFL	Sacks	PBU	Int	QBH
at Syracuse	0	0	0	0.0-0	0.0-0	0	0-0	0
VANDERBILT	0	1	1	0.0-0	0.0-0	0	0-0	0
BOSTON COLLEGE	1	0	1	0.0-0	0.0-0	0	0-0	0
SOUTH DAKOTA	0	1	1	0.0-0	0.0-0	0	0-0	0
INDIANA	0	0	0	0.0-0	0.0-0	0	0-0	0
at Penn State	0	2	2	0.0-0	0.0-0	0	0-0	0
at Minnesota	0	1	1	0.5-1	0.0-0	0	0-0	0
NEBRASKA	1	3	4	0.5-0	0.0-0	0	0-0	0
IOWA	0	1	1	0.0-0	0.0-0	0	0-0	0
at Michigan	0	0	0	0.0-0	0.0-0	0	0-0	0
at Michigan State	2	0	2	0.0-0	0.0-0	0	0-0	0
ILLINOIS	0	1	1	0.0-0	0.0-0	0	0-0	0
vs. Mississippi State	1	0	1	0.0-0	0.0-0	0	0-0	0

## CARTER'S CAREER STATS

Year	Tackles				TFL	Yds	PD	FF	FR	Blkd	Int	Yds
	G	UA	A	Total								
2011	9	0	2	2	0.0	0	0	0	0	0	0	0
2012	13	5	10	15	1.0	1	0	0	0	0	0	0
TOTALS	22	5	12	17	1.0	1	0	0	0	0	0	0



**AUSTIN  
CARR**

6-1 • 195 • R-Freshman  
Wide Receiver  
Benicia, Calif.  
Benicia

89



## 2012

Redshirted his true freshman season.

## PERSONAL

Born Austin Durant Mozée Carr ... Son of Evan Carr and Janine Mozée ... Also was a finalist in California State Poetry Out Loud Competition and was a school and county champion in the event ... Won Benicia's "Best Lead Actor" award for role as the Beast in "Beauty and the Beast" ... Plans to major in political science.



**MAX  
CHAPMAN**

6-3 • 230 • Sophomore  
Defensive Line  
Ponte Vedra, Fla.  
Nease

96




## 2012

Appeared in 11 of 13 games as a redshirt freshman, primarily on special teams ... Against Illinois, recorded his first career TFL to force a safety ... Academic All-Big Ten honoree.

## PERSONAL

Born Maxwell Alexander Chapman on 3/24/93 ... Son of Stan and Dana Chapman ... Hails from the same high school that produced Heisman Trophy winner Tim Tebow, as well as former NU safety Hunter Bates ... Major is undeclared.



**CHANCE  
CARTER**

6-3 • 270 • Sophomore  
Defensive Line  
Evanston, Ill.  
Loyola Academy

99



## 2012

Remained a key contributor on the defensive line ... One stop vs. Vanderbilt and against BC ... One tackle vs. South Dakota ... Two tackles at Penn State ... Assisted on one TFL at Minnesota ... Posted a career-best four tackles vs. Nebraska ... One stop vs. Iowa ... Two tackles against Michigan State and one vs. Illinois.

## PERSONAL

Born Chancellor Carter I on 10/12/91 ... Son of Alvin Carter and Abigail Johnson ... Majoring in psychology.



## KAIN COLTER

6-0 • 190 • Senior  
Quarterback  
Denver, Colo.  
Cherry Creek

2



### 2012

Started 12 of 13 games at QB while also seeing time as a wide receiver during the middle of the season ... Honorable mention All-Big Ten selection by the media for the second year in a row ... Named a Midseason All-American by ESPN.com ... Ranked 12th in the Big Ten in rushing yards per game (68.8) and 11th in total offense (135.9) ... NU is 11-4 in games in which Colter starts at QB ... Ranks fifth all-time at NU with 23 career rushing TDs (12 in 2012) ... Threw for 135 yards and two TD's on 14-of-21 passing at Syracuse before leaving the game in the fourth quarter due to injury ... Came back against Vanderbilt to complete 7-of-15 passes and also rush for 66 yards, including a game-clinching 29-yard touchdown run in the closing minutes ... Against Boston College, connected on 16-of-20 pass attempts for 144 yards and rushed for 66 yards (4.4 yards per carry) in 22-13 NU victory ... Completed 7-of-9 passes with 38 rushing yards against South Dakota ... Played both wide receiver and QB against Indiana and exploded for 161 rushing yards and career highs for receptions (9) and receiving yards (131), scoring a school-record-tying four rushing TDs in the process ... Recorded five rushes for 24 yards and three catches for 17 yards at Penn State ... Finished a perfect 10-of-10 passing for 63 yards with 26 rushing yards and one rushing TD at Minnesota ... Gained 35 yards rushing and 36 receiving against Nebraska (also completed 1-of-2 passes) ... Had a hand in all four NU touchdowns in a win over Iowa, rushing for three and throwing a 47-yard TD pass ... Finished with a career-best 166 rushing yards against the Hawkeyes ... Threw for 96 yards and a TD while also rushing for 82 yards against Michigan ... At Michigan State, completed 13-of-20 passes for 81 yards and a touchdown and added 28 rushing yards in a win ... Finished an accurate 9-of-11 with a career-high three passing TDs against Illinois, also adding a rushing touchdown and 88 ground yards ... Rushed for 71 yards and threw for 76 in TaxSlayer.com Gator Bowl win vs. Mississippi State ... Twice has been named Big Ten Offensive Player of the Week (vs. Indiana, vs. Iowa) ... Also recipient of NU's Offensive Player of the Game honors vs. the Hoosiers and Hawkeyes ... Academic All-Big Ten.

### PERSONAL

Born Theodis Kain Colter on 5/24/92 ... Son of Spencer and Stacy Colter ... Father played for the Colorado Buffaloes and was a member of the school's 1990 national championship team ... Majoring in psychology.

### COLTER'S GAME-BY-GAME STATS (PASSING)

#### 2011

Game	Comp	Att	Int	Yds	TD	Lg
at Boston College	17	24	1	197	0	27
EASTERN ILLINOIS	10	13	0	104	0	21
at Army	12	23	0	89	1	19
at Illinois	2	2	0	37	0	14
MICHIGAN	0	0	0	0	0	0
at Iowa	3	5	0	48	1	26
PENN STATE	2	2	0	18	0	10
at Indiana	2	3	0	38	2	29
at Nebraska	4	6	0	115	1	81
RICE	1	1	0	14	0	14
MINNESOTA	0	0	0	0	0	0
MICHIGAN STATE	0	0	0	0	0	0
vs. Texas A&M	2	3	0	13	1	11

#### 2012

Game	Comp	Att	Int	Yds	TD	Lg
at Syracuse	14	21	0	135	2	21
VANDERBILT	7	15	0	42	0	13
BOSTON COLLEGE	16	20	0	144	0	41
SOUTH DAKOTA	7	9	0	46	0	11
INDIANA	1	3	1	2	0	2
at Penn State	0	0	0	0	0	0
at Minnesota	10	10	0	63	0	12
NEBRASKA	1	2	0	5	0	5
IOWA	6	9	1	80	1	47
at Michigan	8	14	0	96	1	23
at Michigan State	13	20	0	81	1	14
ILLINOIS	9	11	0	102	3	30
vs. Mississippi State	9	15	2	76	0	24

### COLTER'S GAME-BY-GAME STATS (RUSHING/RECEIVING)

#### 2011

Game	Rec	Yds	TD	Rush	Yds	TD
at Boston College	0	0	0	23	71	1
EASTERN ILLINOIS	0	0	0	15	109	3
at Army	0	0	0	10	57	0
at Illinois	0	0	0	6	29	0
MICHIGAN	3	37	0	2	28	1
at Iowa	6	71	0	12	76	0
PENN STATE	6	43	1	9	51	1
at Indiana	6	115	0	5	38	0
at Nebraska	3	57	0	17	57	2
RICE	5	27	1	9	39	0
MINNESOTA	5	47	1	6	16	0
MICHIGAN STATE	6	44	0	4	18	0
vs. Texas A&M	3	12	0	17	65	1

#### 2012

Game	Rec	Yds	TD	Rush	Yds	TD
at Syracuse	0	0	0	14	40	1
VANDERBILT	0	0	0	13	66	1
BOSTON COLLEGE	0	0	0	15	66	0
SOUTH DAKOTA	0	0	0	3	38	0
INDIANA	9	131	0	14	161	4
at Penn State	3	17	0	5	24	1
at Minnesota	1	4	0	10	26	1
NEBRASKA	3	17	0	14	35	0
IOWA	0	0	0	26	166	3
at Michigan	0	0	0	24	82	0
at Michigan State	0	0	0	6	28	0
ILLINOIS	0	0	0	14	88	1
vs. Mississippi State	0	0	0	12	74	0

### COLTER'S CAREER STATS

#### RUSHING

Year	G	Att	Yds	TD	Lg	Avg/C	Avg/G
2010	3	29	143	2	15	4.9	47.7
2011	13	135	654	9	46	4.8	50.3
2012	13	170	894	12	39	5.3	68.8
TOTALS	29	334	1691	23	46	5.1	58.3

#### PASSING

Year	G	Cmp	Att	Int	Yds	TD	Lg	Pct	Avg/G	Eff. Rat.
2010	3	3	9	1	38	0	20	33.3	12.7	46.6
2011	13	55	82	1	673	6	81	67.1	51.8	157.7
2012	13	101	149	4	872	8	47	67.8	67.1	129.3
TOTALS	29	159	240	6	66.2	14	81	66.7	54.6	135.9



## COLTER'S CAREER STATS (CONT.)

### RECEIVING

Year	G	Rec	Yds	TD	Lg	Rec/G	Avg/C	Avg/G
2010	3	1	32	0	32	0.3	32.0	10.7
2011	13	43	466	3	57	3.3	10.8	35.8
2012	13	16	169	0	19	1.3	10.6	14.1
TOTALS	29	60	667	3	57	2.1	11.1	23.8



**ADAM  
DePIETRO**

6-5 • 285 • RS Freshman  
Offensive Line  
Lancaster, Pa.  
Lancaster Catholic

73

## 2012

Redshirted his true freshman season.

## PERSONAL

Born Adam Joseph DePietro ... Son of Mary and Matt DePietro ... Both father and mother swam for Villanova University ... Plans to study economics at Northwestern.



**CAMERON  
DICKERSON**

6-3 • 200 • Sophomore  
Wide Receiver  
New Milford, N.J.  
Bergen Catholic

19

## 2012

Reserve wide receiver and special teams contributor ... Two catches for 13 yards against Boston College ... One catch for five yards against Indiana ... Caught two passes at Minnesota, including a 9-yard grab ... One catch for four yards vs. Nebraska ... First career touchdown catch came at Michigan on a 19-yard pass from Trevor Siemian ... Finished with career-best 20 yards receiving in Ann Arbor ... Notched his first career fumble recovery on kickoff coverage against Illinois.

## PERSONAL

Born Cameron Wardell Dickerson on 8/10/93 ... Son of Michell Merritt and Ralph Dickerson ... Majoring in economics.

## DICKERSON'S GAME-BY-GAME STATS

### 2012

Game	Rec	Yds	TD	Rush	Yds	TD	PR	Yds
at Syracuse	0	0	0	0	0	0	0	0
VANDERBILT	1	6	0	0	0	0	0	0
BOSTON COLLEGE	2	13	0	0	0	0	0	0
SOUTH DAKOTA	0	0	0	0	0	0	0	0
INDIANA	1	5	0	0	0	0	0	0
at Penn State	0	0	0	0	0	0	0	0
at Minnesota	2	6	0	0	0	0	0	0
NEBRASKA	1	4	0	0	0	0	0	0
IOWA	0	0	0	0	0	0	0	0
at Michigan	2	20	1	0	0	0	0	0
at Michigan State	0	0	0	0	0	0	0	0
ILLINOIS	0	0	0	0	0	0	0	0
vs. Mississippi State	0	0	0	0	0	0	0	0

## DICKERSON'S CAREER STATS

### RECEIVING

Year	G	Rec	Yds	TD	Lg	Rec/G	Avg/C	Avg/G
2012	13	9	54	1	19	0.8	6.0	4.2
TOTALS	13	9	54	1	19	0.8	6.0	4.2



**DOUG  
DIEDRICK**

5-10 • 215 • Sophomore  
Linebacker  
Woodridge, Ill.  
Montini Catholic

41

## 2012

Appeared in two games as a redshirt freshman ... Against South Dakota, recorded a 13-yard reception, his first career catch ... Notched three rushes for 12 yards (long of 5) on the offensive end ... Named Special Teams Practice Player of the Week on two occasions ... Academic All-Big Ten honoree.

## PERSONAL

Born Douglas Lawrence Diedrick on 7/4/93 ... Son of Larry and Bobbi Diedrick ... Father was a walk-on running back at Notre Dame ... Childhood friend of NU basketball's Dave Sobolewski ... Diedrick played entire 14-game senior season with torn ACL ... Majoring in economics.



**COLLIN  
ELLIS**

6-2 • 225 • Junior  
Linebacker  
St. Gabriel, La.  
The Dunham School

45

## 2012

Key contributor at the strong-side LB position ... One of the team's hardest hitters ... One tackle vs. Boston College and South Dakota ... Recorded his first sack of the season against Indiana for a 3-yard loss ... One stop at both Penn State and Minnesota ... Assisted on one tackle vs. Iowa ... Season-high three tackles at Michigan ... Missed final two games of the regular season (Michigan State, Illinois) due to injury.

**PERSONAL**

Born Collin Gregory Ellis on 8/19/91 ... Son of Becky and the late Greg Ellis ... Majoring in sociology.

**ELLIS' GAME-BY-GAME STATS****2011**

Game	Solo	Ast	Tot	TFL	Sacks	PBU	Int	QBH
at Boston College				DNP				
EASTERN ILLINOIS				DNP				
at Army				DNP				
at Illinois	3	0	3	1.0-12	1.0-12	0	0-0	0
MICHIGAN	2	2	4	1.0-1	0.0-0	0	0-0	0
at Iowa	0	0	0	0.0-0	0.0-0	0	0-0	0
PENN STATE	2	3	5	0.0-0	0.0-0	0	0-0	0
at Indiana	5	1	6	0.0-0	0.0-0	0	0-0	0
at Nebraska	0	3	3	0.5-0	0.5-0	0	0-0	0
RICE	1	2	3	0.0-0	0.0-0	0	0-0	0
MINNESOTA	0	2	2	0.0-0	0.0-0	0	0-0	0
MICHIGAN STATE	0	0	0	0.0-0	0.0-0	0	0-0	1
vs. Texas A&M	0	2	2	0.0-0	0.0-0	0	0-0	0

**2012**

Game	Solo	Ast	Tot	TFL	Sacks	PBU	Int	QBH
at Syracuse	0	0	0	0.0-0	0.0-0	0	0-0	0
VANDERBILT	0	0	0	0.0-0	0.0-0	0	0-0	0
BOSTON COLLEGE	1	0	1	0.0-0	0.0-0	0	0-0	0
SOUTH DAKOTA	1	0	1	0.0-0	0.0-0	0	0-0	0
INDIANA	1	0	1	1.0-3	1.0-3	0	0-0	0
at Penn State	0	1	1	0.0-0	0.0-0	0	0-0	0
at Minnesota	1	0	1	0.0-0	0.0-0	0	0-0	0
NEBRASKA	0	0	0	0.0-0	0.0-0	0	0-0	0
IOWA	0	1	1	0.0-0	0.0-0	0	0-0	0
at Michigan	1	2	3	0.0-0	0.0-0	0	0-0	0
at Michigan State				DNP				
ILLINOIS				DNP				
vs. Mississippi State	0	0	0	0.0-0	0.0-0	0	0-0	0

**ELLIS' CAREER STATS****Tackles**

Year	G	UA	A	Total	TFL	Yds	PD	FF	FR	Blkd	Int	Yds
2011	10	13	15	28	2.5	13	0	0	0	0	0	0
2012	11	5	4	9	1.0	3	0	0	0	0	0	0
TOTALS	21	18	19	37	3.5	16	0	0	0	0	0	0



**MIKE  
ESHUN**

5-8 • 170 • Junior  
Defensive Back  
Madison, Wis.  
Edgewood

36

**2012**

Appeared in five games (vs. Syracuse, Vanderbilt, South Dakota, Indiana and Illinois) ... Recorded three special teams tackles on the year ... Academic All-Big Ten honoree.

**PERSONAL**

Born Michael Kojo Eshun on 11/11/91 ... Son of Christine Eshun ... Sister, Ann, played soccer at Wisconsin ... Majoring in economics.



**CHRIS  
FITZPATRICK**

6-2 • 230 • RS Freshman  
Long Snapper  
Lawrenceburg, Ky.  
Anderson County

52

**2012**

Redshirted his freshman season.

**PERSONAL**

Born Christopher Ryne Fitzpatrick ... Son of Angela and Michael Fitzpatrick ... Major is undecided.



**DAVION  
FLEMING**

5-10 • 200 • Senior  
Defensive Back  
Upland, Calif.  
Upland

16

**2012**

Redshirt junior ... Made his first career start at safety at Syracuse and set a career high with 10 tackles—including six solo stops—as well his first career forced fumble and an assisted TFL ... Made one tackle against both Michigan State and Illinois ... Significant special teams contributor ... Academic All-Big Ten.

**PERSONAL**

Born Davion Jerrell Fleming on 3/8/91 ... Son of Gerald and Glennetta Fleming ... Philosophy major with a minor in religious studies ... Spent one month in the summer of 2013 on a service trip to Vietnam as part of the Coach for College program.

**FLEMING'S CAREER STATS**

Year	Tackles											
	G	UA	A	Total	TFL	Yds	PD	FF	FR	Blkd	Int	Yds
2010	5	3	2	5	0.0	0	0	0	0	0	0	0
2011	13	1	1	2	0.0	0	0	0	0	0	0	0
2012	12	7	6	13	0.5	2	0	1	0	0	0	0
TOTALS	30	11	9	20	0.5	2	0	1	0	0	0	0





## MATT FRAZIER

6-4 • 290 • Sophomore  
Offensive Line  
Bourbonnais, Ill.  
Kankakee Bishop McNamara

# 57

### 2012

Played in 11 of 13 games as a redshirt freshman, earning reps as a reserve guard on offense and on special teams.

### PERSONAL

Born Matthew B. Frazier on 6/27/92 ... Son of Bret and Joanne Frazier ... Majoring in learning and organizational change.



## DEONTE GIBSON

6-3 • 240 • R-Freshman  
Defensive Line  
Lakewood, Ohio  
St. Edward

# 98

### 2012

Reserve defensive end who specialized in third-down passing situations, backing up senior Quentin Williams ... Nine total tackles for the year ... Suffered an elbow injury in opener at Syracuse that kept him out of Vanderbilt game, but recovered in time to play vs. BC ... Two tackles and two quarterback hurries vs. Indiana ... One stop at Penn State and against Nebraska ... Recorded one sack and two total tackles at Michigan.

### PERSONAL

Born Deonte Perry Gibson on 2/22/93 ... Son of Darlene Gibson ... Major is undeclared.

### GIBSON'S CAREER STATS

Year	Tackles									
	G	UA	A	Total	TFL	Yds	PD	FF	FR	Blkd
2012	12	7	2	9	2.5	6	0	0	0	0
TOTALS	12	7	2	9	2.5	6	0	0	0	0



## CHRIS GRADONE

6-2 • 190 • Sophomore  
Punter  
Cincinnati, Ohio  
St. Xavier

# 31

### 2012

Did not appear in any games while backing up starting punter Brandon Williams.

### PERSONAL

Born Richard Christopher Gradone on 9/14/92 ... Son of Rick and Lesley Gradone ... Majoring in industrial engineering.



## TREYVON GREEN

5-10 • 215 • Junior  
Running Back  
Mesquite, Texas  
Rowlett

# 22

### 2012

Reserve running back and special teams contributor ... Recorded eight yards on three carries in season-opener at Syracuse ... Two rushing attempts vs. Vanderbilt ... Four carries for eight yards against Boston College ... Scored his fifth career touchdown on a career-long 33-yard run vs. South Dakota, finishing with a season-high 45 yards on eight carries ... Missed the Minnesota game due to family emergency ... Rushed five times for 14 yards against Illinois.

### PERSONAL

Born Treyvon Dewayne Green on 1/18/93 ... Son of Felecia Green ... Major is undeclared.

### GREEN'S GAME-BY-GAME STATS (RECEIVING/RUSHING)

#### 2011

Game	Rec	Yds	TD	Rush	Yds	TD
at Boston College	0	0	0	1	3	0
EASTERN ILLINOIS	1	3	0	14	70	1
at Army	0	0	0	1	1	0
at Illinois	0	0	0	17	67	0
MICHIGAN	1	4	0	1	7	1
at Iowa	2	1	0	5	20	0
PENN STATE	3	16	0	8	11	0
at Indiana	0	0	0	14	46	1
at Nebraska	1	5	0	14	54	0
RICE	1	2	0	4	15	0
MINNESOTA	0	0	0	8	23	1
MICHIGAN STATE	0	0	0	7	32	0
vs. Texas A&M	1	8	0	3	13	0

#### 2012

Game	Rec	Yds	TD	Rush	Yds	TD
at Syracuse	0	0	0	3	8	0
VANDERBILT	0	0	0	2	(-1)	0
BOSTON COLLEGE	0	0	0	4	8	0
SOUTH DAKOTA	0	0	0	8	45	1
INDIANA	DNP					
at Penn State	0	0	0	0	0	0
at Minnesota	DNP					
NEBRASKA	DNP					
IOWA	0	0	0	0	0	0
at Michigan	0	0	0	0	0	0
at Michigan State	0	0	0	0	0	0
ILLINOIS	0	0	0	5	13	0
vs. Mississippi State	0	0	0	0	0	0

## GREEN'S CAREER STATS

## RUSHING

Year	G	Att	Yds	TD	Lg	Avg/C	Avg/G
2011	13	97	362	4	15	3.7	27.8
2012	10	22	73	1	33	3.3	7.3
TOTALS	23	119	435	5	33	3.7	18.9

## RECEIVING

Year	G	Rec	Yds	TD	Lg	Rec/G	Avg/C	Avg/G
2011	13	10	39	0	8	0.6	3.9	3.0
2012	10	0	0	0	0	0.0	0.0	0.0
TOTALS	23	10	39	0	8	0.6	3.9	1.7


**JIMMY  
HALL**

6-2 • 205 • Junior  
Safety  
Toledo, Ohio  
Sylvania Southview

9

## 2012

Appeared in nine games on special teams while earning a role on defense in the nickel package ... Totaled five tackles on the year ... Recorded a pass breakup in the end zone in the TaxSlayer.com Gator Bowl win vs. Mississippi State.

## PERSONAL

Born James Charles Hall on 11/18/91 ... Son of James and Lori Hall ... Father played football at Toledo ... Learning and organizational change major.

## HALL'S CAREER STATS

## Tackles

Year	G	UA	A	Total	TFL	Yds	PD	FF	FR	Blkd	Int	Yds
2011	12	2	1	3	0.0	0	0	0	0	0	0	0
2012	9	4	1	5	0.5	0	1	0	0	0	0	0
TOTALS	21	6	2	8	0.5	0	1	0	0	0	0	0


**WILL  
HAMPTON**

6-3 • 285 • Senior  
Defensive Line  
Houston, Texas  
Cy-Creek

92

## 2012

Recorded nine total tackles on the year ... Northwestern's opening-day starter at defensive tackle, when he made his second career start at Syracuse ... Two tackles vs. South Dakota ... Posted two stops, including one TFL, at Minnesota ... Also had two tackles and an assisted TFL against Iowa.

## PERSONAL

Born Wilbert Hampton on 10/1/92 ... Son of Fred and Nina Lemuel ... Majoring in African American studies.

## HAMPTON'S CAREER STATS

## Tackles

Year	G	UA	A	Total	TFL	Yds	PD	FF	FR	Blkd	Int	Yds
2010	7	0	1	1	0.0	0	0	0	0	0	0	0
2011	13	9	6	15	1.0	1	0	0	0	0	0	0
2012	13	2	7	9	2.0	3	1	0	0	0	0	0
TOTALS	33	11	14	25	3.0	4	1	0	0	0	0	0


**TIM  
HANRAHAN**

6-0 • 195 • Junior  
Running Back  
Frankfort, Ill.  
Providence Catholic

28

## 2012

Played in 11 of 13 games, primarily on special teams ... Totaled 31 rushing yards on eight carries for the year, including a season-long 9-yard rush vs. South Dakota ... Academic All-Big Ten honoree.

## PERSONAL

Born Timothy Marshall Hanrahan on 5/20/92 ... Son of Timothy and Julianne Hanrahan ... Sister, Ashley, is a 2007 graduate of Iowa, and sister, Brittany, played softball at Colgate ... Chemical engineering major.


**ERIC  
HAUSER**

6-0 • 215 • RS Freshman  
Linebacker  
Lake Barrington, Ill.  
Loyola Academy

55

## 2012

Redshirted his freshman season.

## PERSONAL

Born Eric John Hauser on 6/10/1994 ... Son of Mark and Jane Hauser ... Played alongside current Wildcat Chance Carter at Loyola ... Majoring in biomedical engineering.





## TRAVEON HENRY

6-1 • 205 • Sophomore  
Safety  
Lauderdale Lakes, Fla.  
Pine Crest

# 10



### 2012

One of four true freshmen to see the field in 2012 ... Contributed as a reserve safety and on special teams ... Made his first appearance for the Wildcats against Boston College and finished with two tackles on special teams ... Saw time at safety for the first time against South Dakota and finished with two stops ... Played significant time against Indiana in place of the injured Ibraheim Campbell and posted five total tackles with one PBU ... Four tackles at Minnesota ... Two stops against both Nebraska and Iowa ... Notched three tackles at Michigan, earning NU's Special Teams Player of the Week honor ... Two tackles at Michigan State ... Missed the Illinois game due to injury ... One stop in TaxSlayer.com Gator Bowl vs. Mississippi State.

### PERSONAL

Born Traveon Eddison Henry ... Son of Yvonne and Stafford Henry ... Brother, Travis, plays football at Yale ... High school classmate and close friend Jasmine Docal will be a freshman on Northwestern's NCAA champion women's lacrosse team next spring ... Major is undecided.

#### HENRY'S CAREER STATS

Year	Tackles											
	G	UA	A	Total	TFL	Yds	PD	FF	FR	Blkd	Int	Yds
2012	10	15	8	23	0.0	0	1	0	0	0	0	0
TOTALS	10	15	8	23	0.0	0	1	0	0	0	0	0



## PAT HICKEY

6-0 • 205 • Senior  
Long Snapper  
Chicago, Ill.  
Loyola Academy

# 59



### 2012

Redshirt junior ... In his second year as NU's full-time long and short-snapper ... Excellent rapport on the field with punter and holder Brandon Williams ... Two special teams tackles this season.

### PERSONAL

Born Patrick Laurence Hickey on 4/29/91 ... Son of Patrick Hickey and Bea Reyna-Hickey ... Economics major.



## MIKE JENSEN

6-0 • 180 • Senior  
Wide Receiver  
Rancho Santa Fe, Calif.  
The Bishop's School

# 80



### 2012


Redshirt junior ... Key contributor on special teams coverage ... Made a timely 12-yard reception for a first down during NU's late game-winning drive in the season-opener at Syracuse ... Recorded two special teams tackles vs. Vanderbilt and one against BC ... Missed South Dakota and Indiana games due to injury ... One tackle against Nebraska and vs. Illinois ... Posted a pair of special teams tackles in TaxSlayer.com Gator Bowl vs. Mississippi State ... Named NU's Special Teams Player of the Week in back-to-back weeks (Michigan State, Illinois) ... Member of NU's 12-player Leadership Council.

### PERSONAL

Born Michael Paul Jensen on 6/17/91 ... Son of Tom and Teri Jensen ... Brother, Steve, played football at Dartmouth and was the 2001 Ivy League Rookie of the Year ... Married to former Northwestern softball player Kristin Scharkey ... Mechanical engineering major.

#### JENSEN'S CAREER STATS

Year	Tackles											
	G	UA	A	Total	TFL	Yds	PD	FF	FR	Blkd	Int	Yds
2010	13	5	4	9	0.0	0	0	0	0	0	0	0
2011	13	6	0	6	0.0	0	0	1	0	0	0	0
2012	11	8	2	10	0.0	0	0	0	0	0	0	0
TOTALS	37	19	6	25	0.0	0	0	1	0	0	0	0



## CHRISTIAN JONES

6-3 • 225 • Junior  
Wide Receiver  
Houston, Texas  
Westfield

# 14



### 2012

Team's leader in receiving with 373 ... Caught three passes for 34 yards at Syracuse, including his first career touchdown grab on a 14-yard reception ... Two catches for 15 yards vs. Vanderbilt ... Finished with two catches for 20 yards vs. South Dakota ... Caught four passes and tied his career high with 68 yards against Indiana ... Three receptions for 16 yards at Penn State ... Two catches against Nebraska ... Against Iowa, hauled in a 47-yard touchdown reception ... Set a career high with five receptions against Michigan—including a brilliant one-handed grab on the sideline for 19 yards—totaling 61 yards and earning NU's Offensive Player of the Week honor ... At Michigan State, caught three passes for 39 yards ... Hauled in a 30-yard reception vs. Illinois ... Member of NU's 12-player Leadership Council.

### PERSONAL

Born Christian Kearney Jones on 9/21/93 ... Son of Tammye Curtis-Jones and Donnell Jones ... Major is undeclared.

## C. JONES' GAME-BY-GAME STATS

## 2011

Game	Rec	Yds	TD	Rush	Yds	TD	PR	Yds
at Boston College	2	39	0	0	0	0	0	0
EASTERN ILLINOIS	0	0	0	0	0	0	0	0
at Army	1	19	0	0	0	0	0	0
at Illinois	0	0	0	0	0	0	0	0
MICHIGAN	3	68	0	0	0	0	0	0
at Iowa	2	16	0	0	0	0	0	0
PENN STATE	3	20	0	0	0	0	0	0
at Indiana	0	0	0	0	0	0	0	0
at Nebraska	0	0	0	0	0	0	0	0
RICE	1	5	0	0	0	0	0	0
MINNESOTA	1	8	0	0	0	0	0	0
MICHIGAN STATE	3	20	0	0	0	0	0	0
vs. Texas A&M	0	0	0	0	0	0	0	0

## 2012

Game	Rec	Yds	TD	Rush	Yds	TD	PR	Yds
at Syracuse	3	34	1	0	0	0	0	0
VANDERBILT	2	15	0	0	0	0	0	0
BOSTON COLLEGE	4	38	0	0	0	0	0	0
SOUTH DAKOTA	2	20	0	0	0	0	0	0
INDIANA	4	68	0	0	0	0	0	0
at Penn State	3	16	0	0	0	0	0	0
at Minnesota	0	0	0	0	0	0	0	0
NEBRASKA	2	5	0	0	0	0	0	0
IOWA	1	47	1	0	0	0	0	0
at Michigan	5	61	0	0	0	0	0	0
at Michigan State	3	39	0	0	0	0	0	0
ILLINOIS	1	30	0	0	0	0	0	0
vs. Mississippi State	5	39	0	0	0	0	0	0

## C. JONES' CAREER STATS

## RECEIVING

Year	G	Rec	Yds	TD	Lg	Rec/G	Avg/C	Avg/G
2011	13	16	195	0	39	1.2	12.2	15.0
2012	13	35	412	2	47	2.5	11.8	31.1
TOTALS	26	51	607	2	47	1.9	11.9	23.3



**DANIEL JONES**

5-11 • 170 • Junior  
Defensive Back  
Monticello, Fla.  
Florida

15



## 2012

Redshirt sophomore ... Earned starting cornerback spot prior to Minnesota game and started seven straight games to end the season ... 33 total tackles this year, including 29 solo stops ... One tackle vs. Vanderbilt and two vs. Boston College ... Missed South Dakota and Indiana games due to injury ... One stop and a PBU at Penn State ... Registered six tackles at Minnesota ... Career-high 11 tackles against Nebraska, including 10 solos, and one pass breakup ... Notched four solo stops and one PBU vs. Iowa ... Three tackles at Michigan and two at Michigan State ... Three solo stops in the TaxSlayer.com Gator Bowl vs. Mississippi State.

## PERSONAL

Born Daniel Smith Jones on 2/18/92 ... Nickname is DJ ... Son of Daniel Sr. and Janet Jones ... Cousin, Sam Madison, played for the Miami Dolphins ... Majoring in economics with a minor in business institutions.

## DANIEL JONES' GAME-BY-GAME STATS

## 2011

Game	Solo	Ast	Tot	TFL	Sacks	PBU	Int	QBH
at Boston College	0	0	0	0.0-0	0.0-0	0	0-0	0
EASTERN ILLINOIS	0	0	0	0.0-0	0.0-0	0	0-0	0
at Army	0	0	0	0.0-0	0.0-0	0	0-0	0
at Illinois	0	0	0	0.0-0	0.0-0	0	0-0	0
MICHIGAN	0	0	0	0.0-0	0.0-0	0	0-0	0
at Iowa	0	0	0	0.0-0	0.0-0	0	0-0	0
PENN STATE	0	0	0	0.0-0	0.0-0	0	0-0	0
at Indiana	0	0	0	0.0-0	0.0-0	0	0-0	0
at Nebraska	0	0	0	0.0-0	0.0-0	0	0-0	0
RICE	0	0	0	0.0-0	0.0-0	0	0-0	0
MINNESOTA	0	0	0	0.0-0	0.0-0	0	0-0	0
MICHIGAN STATE	0	0	0	0.0-0	0.0-0	0	0-0	0
Texas A&M	1	2	3	0.0-0	0.0-0	0	0-0	0


## 2012

Game	Solo	Ast	Tot	TFL	Sacks	PBU	Int	QBH
at Syracuse	0	0	0	0.0-0	0.0-0	0	0-0	0
VANDERBILT	1	0	1	0.0-0	0.0-0	0	0-0	0
BOSTON COLLEGE	1	1	2	0.0-0	0.0-0	0	0-0	0
SOUTH DAKOTA				DNP				
INDIANA				DNP				
at Penn State	0	1	1	0.0-0	0.0-0	0	0-0	0
at Minnesota	6	0	6	0.0-0	0.0-0	0	0-0	0
NEBRASKA	10	1	11	0.0-0	0.0-0	0	0-0	0
IOWA	4	0	4	0.0-0	0.0-0	0	0-0	0
at Michigan	3	0	3	0.0-0	0.0-0	0	0-0	0
at Michigan State	1	1	2	0.0-0	0.0-0	0	0-0	0
ILLINOIS	0	0	0	0.0-0	0.0-0	0	0-0	0
vs. Mississippi State	3	0	3	0.0-0	0.0-0	0	0-0	0

## D. JONES' CAREER STATS

## Tackles

Year	G	UA	A	Total	TFL	Yds	PD	FF	FR	Blkd	Int	Yds
2011	12	8	4	12	0.0	0	0	0	0	0	0	0
2012	11	29	4	33	0.0	0	4	0	0	0	0	0
TOTALS	23	37	8	45	0.0	0	4	0	0	0	0	0



**JOSEPH JONES**

6-1 • 200 • RS Freshman  
Linebacker  
Plano, Ill.  
Plano

42




## 2012

Redshirted his true freshman season ... Named the Special Teams Practice Player of the Week following Nebraska game.

## PERSONAL

Born Joseph Edwin Jones ... Son of Joseph Jones and Shawn-Daria and Daniel Dowd ... Father Joseph was a hurdler at Purdue ... Majoring in communication studies.





## MALIN JONES

6-0 • 210 • RS Freshman  
Running Back  
Naperville, Ill.  
Joliet Catholic

20

### 2012

Redshirted his true freshman season ... Named the Offensive Practice Player of the Week following the Boston College game and earned the honor on special teams following Michigan game.

### PERSONAL

Born Malin Asher Jones ... Son of Dolores and Earl Jones ... Father played nine seasons in the NFL for the Atlanta Falcons ... Major is undeclared.



## TONY JONES

6-0 • 185 • Junior  
Wide Receiver  
Flint, Mich.  
Grand Blanc

6

### 2012

Redshirt sophomore ... Starting wideout with tremendous speed ... Team leader with four receiving TDs in 2012, finishing with 335 yards on 29 catches ... Caught three passes for 30 yards in season-opener at Syracuse ... Three catches vs. Vanderbilt ... Totaled 55 yards on two catches against Boston College, hauling in a 41-yarder ... Topped that with a season-long 42-yard catch-and-run vs. South Dakota, finishing with 63 yards on a career-high-tying four receptions ... Two catches for 42 yards, including a 36-yarder ... At Penn State, hauled in his first touchdown grab since his collegiate debut at Minnesota in 2010, a stellar 11-yard catch under pressure ... Finished with four grabs for 27 yards against the Nittany Lions en route to team's offensive big playmaker award ... Scored his second TD of the year on a 26-yard catch against Nebraska and finished with 36 yards on three receptions ... Caught two passes at Michigan, including a 15-yard, go-ahead TD reception with 3:59 left in the fourth quarter ... Three receptions for 29 yards in win at Michigan State ... Caught a team-best three passes vs. Illinois, including a 9-yard touchdown grab ... Academic All-Big Ten.

### PERSONAL

Born Tony M. Jones on 3/21/92 ... Nickname is TJ ... Son of Abdul and Matika Fisher, and Tony Jones Sr. ... Majoring in psychology.

### TONY JONES' GAME-BY-GAME STATS

#### 2010

Game	Rec	Yds	TD	Rush	Yds	TD	KR	Yds
at Vanderbilt			DNP					
ILLINOIS STATE			DNP					
at Rice			DNP					
CENTRAL MICHIGAN			DNP					
at Minnesota	4	68	1	0	0	0	0	0
PURDUE	0	0	0	0	0	0	0	0
MICHIGAN STATE	1	1	0	0	0	0	0	0
at Indiana	1	7	0	0	0	0	0	0
at Penn State	1	14	0	0	0	0	0	0
IOWA	2	16	0	0	0	0	0	0
ILLINOIS	2	51	0	0	0	0	0	0
at Wisconsin	0	0	0	0	0	0	0	0
vs. Texas Tech			DNP					

#### 2011

##### Redshirted 2011 season


#### 2012

Game	Rec	Yds	TD	Rush	Yds	TD	KR	Yds
at Syracuse	3	30	0	0	0	0	0	0
VANDERBILT	3	13	0	0	0	0	0	0
BOSTON COLLEGE	2	55	0	1	14	0	0	0
SOUTH DAKOTA	4	63	0	0	0	0	0	0
INDIANA	2	42	0	0	0	0	0	0
at Penn State	4	27	1	0	0	0	0	0
at Minnesota	0	0	0	0	0	0	0	0
NEBRASKA	3	36	1	0	0	0	1	20
IOWA	0	0	0	0	0	0	0	0
at Michigan	2	24	1	0	0	0	0	0
at Michigan State	3	29	0	0	0	0	3	57
ILLINOIS	3	16	1	0	0	0	3	90
vs. Mississippi State	0	0	0	0	0	0	0	0

### TONY JONES' CAREER STATS

#### RECEIVING

Year	G	Rec	Yds	TD	Lg	Rec/G	Avg/C	Avg/G
2010	8	11	157	1	45	1.4	14.3	19.6
2011	0	0	0	0	0	0.0	0.0	0.0
2012	13	29	335	4	42	2.4	12.4	25.8
TOTALS	21	40	492	5	45	1.9	12.3	23.4



## PAUL JORGENSEN

6-6 • 295 • Junior  
Offensive Line  
DeWitt, Mich.  
DeWitt

78

### 2012

Saw time in all 13 games, primarily on special teams and in goalline situations ... Made his first career start at Penn State ... Against Illinois, caught a 24-yard touchdown pass from Kain Colter on a tackle-eligible play, contributing to a 50-14 Wildcats victory ... Academic All-Big Ten honoree.

### PERSONAL

Born Paul David Jorgensen ... Son of Clare and Jon Jorgensen ... Majoring in economics.



## JACK KONOPKA

6-5 • 285 • Junior  
Offensive Line  
Inverness, Ill.  
Palatine Fremd

75



### 2012

True sophomore ... Started all 13 games at right tackle after switching from superback following his freshman season ... Made first career start for the Wildcats at Syracuse ... Helped NU post fourth-best rushing average in the Big Ten in 2012 (225.5).

### PERSONAL

Born John Andrew Konopka on 2/23/93 ... Son of Bernadette and Andrew Konopka ... Majoring in secondary teaching.



## ZAK KUCERA

6-2 • 205 • RS Freshman  
Punter  
Chesterland, Ohio  
West Geauga

39



### 2012

Redshirted his freshman season.

### PERSONAL

Born Zachary Robert Kucera ... Son of Michael and Troy Kucera ... Major is undeclared.



## GREG KUCHAR

6-3 • 300 • RS Freshman  
Defensive Line  
Concord Township, Ohio  
St. Edward

93



### HIGH SCHOOL

Redshirted the 2012 campaign.

### PERSONAL

Born Gregory Richard Kuhar ... Son of Laurie and Kevin Kuhar ... Brother, Ben, is a recent Northwestern graduate who competed for four years as a heavyweight on the NU wrestling team.



## RASHAD LAWRENCE

6-2 • 185 • Senior  
Wide Receiver  
Orlando, Fla.  
Olympia

17



### 2012

True junior ... Athletic and physical wideout ... Started 11 games to bring his career total to 18 starts ... Second on the team in receptions with 34 for the season ... Caught two passes for 20 yards at Syracuse ... Against Vanderbilt, made three catches for 49 yards, including a key 34-yard reception on the sideline on a third-and-15 play during NU's go-ahead touchdown drive ... Two catches for 21 yards vs. Boston College ... One grab for 12 yards vs. South Dakota ... Four catches for 52 yards against Indiana ... Caught two balls for 18 yards at Penn State ... Notched four receptions for 24 yards at Minnesota ... Caught four passes for 41 yards against Nebraska ... Set a career high with six receptions at Michigan State for 40 yards ... Two grabs for 11 yards vs. Illinois ... Closed the year with two catches for 18 yards in the TaxSlayer.com Gator Bowl vs. Mississippi State.

### PERSONAL

Born Rashad Monte Lawrence on 6/10/92 ... Son of Lyndon Hughes and the late Kenya Hughes ... Majoring in psychology.

### LAWRENCE'S GAME-BY-GAME STATS

#### 2010

Game	Rec	Yds	TD	Rush	Yds	TD	KR	Yds
at Vanderbilt	0	0	0	0	0	0	0	0
ILLINOIS STATE	1	50	0	0	0	0	0	0
at Rice	0	0	0	0	0	0	0	0
CENTRAL MICHIGAN	0	0	0	0	0	0	0	0
at Minnesota	0	0	0	0	0	0	0	0
PURDUE	2	21	0	0	0	0	0	0
MICHIGAN STATE	4	67	0	0	0	0	0	0
at Indiana	0	0	0	0	0	0	0	0
at Penn State	1	6	0	0	0	0	0	0
IOWA	2	15	0	0	0	0	0	0
ILLINOIS	0	0	0	0	0	0	0	0
at Wisconsin	2	19	0	0	0	0	0	0
vs. Texas Tech	0	0	0	0	0	0	0	0

#### 2011

Game	Rec	Yds	TD	Rush	Yds	TD	PR	Yds
at Boston College	3	31	0	0	0	0	0	0
EASTERN ILLINOIS	0	0	0	0	0	0	0	0
at Army	4	32	0	0	0	0	0	0
at Illinois	0	0	0	0	0	0	0	0
MICHIGAN	0	0	0	0	0	0	0	0
at Iowa	1	35	1	0	0	0	0	0
PENN STATE	2	11	0	0	0	0	0	0
at Indiana	0	0	0	0	0	0	0	0
at Nebraska	0	0	0	0	0	0	0	0
RICE	0	0	0	0	0	0	0	0
MINNESOTA	4	29	0	0	0	0	0	0
MICHIGAN STATE	2	37	0	0	0	0	0	0
vs. Texas A&M	3	28	0	0	0	0	0	0


## 2012

Game	Rec	Yds	TD	Rush	Yds	TD	PR	Yds
at Syracuse	2	20	0	0	0	0	0	0
VANDERBILT	3	49	0	0	0	0	0	0
BOSTON COLLEGE	2	21	0	0	0	0	0	0
SOUTH DAKOTA	1	12	0	0	0	0	0	0
INDIANA	4	52	0	0	0	0	0	0
at Penn State	2	18	0	0	0	0	0	0
at Minnesota	4	24	0	0	0	0	0	0
NEBRASKA	4	41	0	0	0	0	0	0
IOWA	2	15	0	0	0	0	0	0
at Michigan	0	0	0	0	0	0	0	0
at Michigan State	6	40	0	0	0	0	0	0
ILLINOIS	2	11	0	0	0	0	0	0
vs. Mississippi State	2	18	0	0	0	0	0	0

## LAWRENCE'S CAREER STATS

### RECEIVING

Year	G	Rec	Yds	TD	Lg	Rec/G	Avg/C	Avg/G
2010	13	12	178	0	50	0.9	14.8	13.7
2011	13	19	203	1	35	1.5	10.7	15.6
2012	13	34	321	0	34	2.6	9.4	24.7
TOTALS	39	65	702	1	50	1.7	10.9	18.0



**DEAN  
LOWRY**

6-6 • 240 • Sophomore  
Defensive Line  
Rockford, Ill.  
Boylan

**94**

## 2012

Played in all 13 games as a backup to Tyler Scott ... 14 tackles on the year with 3.0 TFL's and six QB hurries ... Named to ESPN.com Big Ten All-Freshman Team ... Made debut at Syracuse and recorded one QB hurry ... Big impact vs. Vanderbilt with a fumble recovery, a QB hurry, two tackles and a pass breakup ... Career-best three tackles (all solos) with a PBU and a QB hurry against Indiana ... Recorded two tackles at Penn State ... Posted two tackles, including a 10-yard TFL, vs. Nebraska ... Notched first career sack at Michigan State, dropping Andrew Maxwell for an 11-yard loss in the fourth quarter ... One stop in Gator Bowl win vs. Mississippi State.

## PERSONAL

Born Dean Vincent Lowry ... Son of Margaret and John Lowry ... Major is undeclared.

## LOWRY'S GAME-BY-GAME STATS

### 2012

Game	Solo	Ast	Tot	TFL	Sacks	PBU	Int	QBH
at Syracuse	0	0	0	0.0-0	0.0-0	0	0-0	1
VANDERBILT	1	1	2	0.0-0	0.0-0	0	0-0	1
BOSTON COLLEGE	0	1	1	0.0-0	0.0-0	0	0-0	0
SOUTH DAKOTA	0	2	2	0.0-0	0.0-0	0	0-0	0
INDIANA	3	0	3	0.0-0	0.0-0	1	0-0	1
at Penn State	2	0	2	1.0-1	0.0-0	0	0-0	0
at Minnesota	0	0	0	0.0-0	0.0-0	0	0-0	0
NEBRASKA	1	1	2	1.0-10	0.0-0	0	0-0	1
IOWA	0	0	0	0.0-0	0.0-0	0	0-0	0
at Michigan	0	0	0	0.0-0	0.0-0	0	0-0	0
at Michigan State	1	0	1	1.0-11	1.0-11	0	0-0	1
ILLINOIS	0	0	0	0.0-0	0.0-0	0	0-0	1
vs. Mississippi State	1	0	1	0.0-0	0.0-0	0	0-0	0

## LOWRY'S CAREER STATS

Year	Tackles				TFL	Yds	PD	FF	FR	Blkd	Int	Yds
	G	UA	A	Total								
2012	13	9	5	14	3.0	22	1	0	1	0	0	0
TOTALS	13	9	5	14	3.0	22	1	0	1	0	0	0



**CONNOR  
MAHONEY**

6-4 • 260 • RS Freshman  
Defensive Line  
Malvern, Pa.  
Malvern

**68**

## 2012

Redshirted his true freshman season ... Named Defensive Practice Player of the Week following Indiana game.

## PERSONAL

Born Connor F. Mahoney ... Son of Teri and Regan Mahoney ... Major is undeclared.



**VENRIC  
MARK**

5-8 • 175 • Senior  
Running Back  
Tomball, Texas  
St. Pius X

**5**

## 2012

True junior ... Started every game at running back in 2012 ... Named a first-team All-American at punt returner by the Football Writers Association of America, making him NU's 39th All-American and first since 2005 ... Also named to the CBSsports.com and The Sporting News All-America teams as a punt returner ... A consensus second-team All-Big Ten selection at running back ... Named one of 10 national semifinalists for Doak Walker Award, presented to nation's top running back ... Named NU's Offensive MVP ... Named to preseason watch list for Paul Hornung Award—presented to the nation's most versatile player—and three times during the year was named to award's weekly honor roll ... Became Northwestern's first 1,000-yard rusher since Tyrell Sutton in 2006, recording 15th 1,000-yard rushing season in NU history ... Posted the second-best single-season all-purpose yards total in school history (2,166), 29 yards shy of Damien Anderson's record ... Sixth on school's single-season rushing list (1,366) ... Eight 100-yard rushing games in 2012 ... Two punt return touchdowns (82 and 75 yards), making him one of two players in school history with two in the same year (Tom Worthington in 1949 is the other) ... Averaged 18.7 yards per punt return on 15 attempts ... Ranked No. 1 in the Big Ten and 12th in the country in all-purpose yardage with 166.6 yards per game ... Finished fifth in the Big Ten and 26th nationally in rushing yards per game (105.1), averaging 6.0 yards per attempt ... Ranked ninth in the Big Ten in scoring (6.9 ppg) ... Second all-time at NU in career kickoff return yards ... Made his first career start at Syracuse and exploded for a school-record 134 punt return yards (two returns), including an 82-yard punt return for a touchdown that was NU's first punt return TD since 2005 ... Finished





# NORTHWESTERN PLAYER BIOS

VISIT NUSPORTS.COM FOR COMPLETE PLAYER BIOGRAPHIES

with a career-high-tying 281 all-purpose yards, leading NU with 82 rushing yards on 14 carries (5.9 yards per carry) and also catching a 21-yard touchdown pass ... Named the Big Ten Co-Special Teams Player of the Week for his performance at Syracuse ... Against Vanderbilt, led the NU offense with 123 rushing yards on 24 carries and one rushing TD ... Registered 77 yards on 18 carries as well as a career-best seven catches for 42 yards against Boston College before leaving the game late in the third quarter with an injury ... Against South Dakota, set a career high with three rushing TDs and racked up 117 rushing yards on 16 carries (7.3 ypc), including a 47-yard run ... Carried the ball a career-high 29 times vs. Indiana for 139 yards and one score ... Totaled 189 all-purpose yards at Penn State, including a 75-yard punt return for touchdown and 72 rushing yards ... Posted a career-best 182 rushing yards on just 20 carries at Minnesota (9.1 ypc) with two touchdowns ... Against Nebraska, finished with 118 rushing yards, including a career-long 80-yard TD run in the third quarter, on 16 carries ... Surpassed 1,000 rushing yards for the year with 162 on 16 carries (long of 72) in win over Iowa ... Racked up 260 all-purpose yards at Michigan (104 rushing, 126 kick return and 30 punt return), also adding his 10th rushing TD of the year ... At Michigan State, recorded seven yards on six carries before leaving the game due to injury ... Returned the next week with his eighth 100-yard rushing game, going for 127 and one TD vs. Illinois ... Posted 118 all-purpose yards in the TaxSlayer.com Gator Bowl vs. Mississippi State, including 56 rushing yards and one TD ... Named NU's Offensive Player of the Week against Syracuse, Vanderbilt, Penn State and Minnesota, the offensive big playmaker against South Dakota, Nebraska, Iowa and Illinois, and the Special Teams Player of the Week vs. Penn State.

## PERSONAL

Born Venric Emeka-Wococha Mark on 10/16/91 ... Son of Shelia Mark ... Majoring in sociology.

## MARK'S GAME-BY-GAME STATS

### 2010

Game	Rec	Yds	TD	Rush	Yds	KR	Yds	PR	Yds
at Vanderbilt	0	0	0	0	0	1	19	0	0
ILLINOIS STATE	1	21	0	0	0	0	0	1	7
at Rice	2	12	0	0	0	0	0	0	0
CENTRAL MICHIGAN	0	0	0	0	0	0	0	0	0
at Minnesota	0	0	0	1	2	0	0	0	0
PURDUE	0	0	0	0	0	0	0	0	0
MICHIGAN STATE	0	0	0	1	29	2	42	2	26
at Indiana	1	(-1)	0	1	5	2	56	2	17
at Penn State	0	0	0	0	0	1	26	0	0
IOWA	0	0	0	1	2	0	0	0	0
ILLINOIS	0	0	0	1	3	1	26	1	58
at Wisconsin	0	0	0	0	0	9	273	3	8
vs. Texas Tech	1	11	0	3	22	5	108	0	0

### 2011

Game	Rec	Yds	TD	Rush	Yds	KR	Yds	PR	Yds
at Boston College	0	0	0	0	0	2	46	0	0
EASTERN ILLINOIS	0	0	0	0	0	3	120	1	7
at Army	0	0	0	0	0	3	65	1	17
at Illinois	0	0	0	0	0	2	22	1	28
MICHIGAN	1	4	0	2	18	2	28	1	20
at Iowa	0	0	0	1	1	7	142	1	(-1)
PENN STATE	0	0	0	0	0	3	50	0	0
at Indiana	0	0	0	4	47	2	53	1	6
at Nebraska	0	0	0	2	6	2	64	0	0
RICE	0	0	0	1	5	1	20	0	0
MINNESOTA	0	0	0	0	0	2	86	0	0
MICHIGAN STATE	0	0	0	2	20	4	78	0	0
vs. Texas A&M	0	0	0	3	7	7	141	2	50

### 2012

Game	Rush	Yds	TD	Rec	Yds	KR	Yds	PR	Yds
at Syracuse	14	82	0	2	16	3	49	2	134
VANDERBILT	24	123	1	1	14	1	21	0	0
BOSTON COLLEGE	18	77	0	7	42	1	17	2	15
SOUTH DAKOTA	16	117	3	1	3	0	0	1	4
INDIANA	29	139	1	2	8	2	21	1	2
at Penn State	13	72	1	2	6	2	36	1	75
at Minnesota	20	182	2	0	0	2	32	1	0
NEBRASKA	16	118	1	0	0	2	39	2	21
IOWA	16	162	0	2	11	1	14	0	0
at Michigan	23	104	1	0	0	4	126	3	30
at Michigan State	6	7	0	1	1	0	0	1	1
ILLINOIS	18	127	1	0	0	0	0	0	0
vs. Mississippi State	13	56	1	2	3	3	61	1	-2

## MARK'S CAREER STATS

### RUSHING

Year	G	No.	Yds	TD	Lg	Avg/R	Avg/G
2010	13	8	63	0	29	7.9	4.8
2011	13	15	104	1	21	6.9	8.0
2012	13	226	1,366	12	80	6.0	105.1
TOTALS	39	249	1,533	13	80	6.2	39.3

### RECEIVING

Year	G	Rec	Yds	TD	Lg	Rec/G	Avg/C	Avg/G
2010	13	5	43	0	21	0.4	8.6	3.3
2011	13	1	4	0	4	0.1	4.0	0.3
2012	13	20	104	1	21	1.5	5.2	8.0
TOTALS	39	26	151	1	21	0.7	5.8	3.9

### KICK RETURNS

Year	G	No.	Yds	TD	Lg	Avg/R	Avg/G
2010	13	21	550	1	94	26.2	42.3
2011	13	40	774	0	63	23.5	64.5
2012	13	21	416	0	40	19.8	32.0
TOTALS	39	82	1,881	1	94	22.9	48.2

### PUNT RETURNS

Year	G	No.	Yds	TD	Lg	Avg/R	Avg/G
2010	13	9	116	0	58	12.9	8.9
2011	13	8	127	0	47	15.9	6.4
2012	13	15	280	2	82	18.7	21.5
TOTALS	39	32	523	2	82	16.3	13.4



## SEAN McEVILLY

6-5 • 265 • Junior  
Defensive Line  
Yorba Linda, Calif.  
Orange Lutheran

# 91



### 2012

Redshirt sophomore ... Moved into a starting role at defensive tackle, starting the last 10 games ... Made first career start against South Dakota and recorded one tackle ... Also had two stops in season-opener at Syracuse and one against Boston College ... One tackle vs. Indiana ... Set a career best with seven tackles at Penn State, including his first career sack for a 15-yard loss ... Two stops at Minnesota, with one assisted TFL ... One tackle vs. Nebraska ... Three solo tackles vs. Iowa ... Two stops at Michigan ... At Michigan State, recorded his first career fumble recovery on a botched snap inside NU's own 1-yard line.

### PERSONAL

Born Sean Paul McEvilly on 3/9/91 ... Son of Richard and Deborah McEvilly ... Father played college basketball ... Majoring in economics.


#### McEVILLY'S GAME-BY-GAME STATS

##### 2012

Game	Solo	Ast	Tot	TFL	Sacks	PBU	Int	QBH
at Syracuse	2	0	2	0.0-0	0.0-0	1	0-0	0
VANDERBILT	0	0	0	0.0-0	0.0-0	0	0-0	0
BOSTON COLLEGE	0	1	1	0.0-0	0.0-0	0	0-0	0
SOUTH DAKOTA	1	0	1	0.0-0	0.0-0	0	0-0	0
INDIANA	1	0	1	0.0-0	0.0-0	0	0-0	0
at Penn State	2	5	7	1.0-15	1.0-15	0	0-0	0
at Minnesota	1	1	2	0.5-1	0.0-0	0	0-0	0
NEBRASKA	0	1	1	0.0-0	0.0-0	0	0-0	0
IOWA	3	0	3	0.0-0	0.0-0	0	0-0	0
at Michigan	2	0	2	0.0-0	0.0-0	0	0-0	0
at Michigan State	0	0	0	0.0-0	0.0-0	0	0-0	0
ILLINOIS	0	0	0	0.0-0	0.0-0	0	0-0	0
vs. Mississippi State	0	0	0	0.0-0	0.0-0	0	0-0	0

#### McEVILLY'S CAREER STATS

Year	Tackles										
	G	UA	A	Total	TFL	Yds	PD	FF	FR	Blkd	Int
2011	1	0	0	0	0.0	0	0	0	0	0	0
2012	13	12	8	20	1.5	16	1	0	1	0	0
TOTALS	14	12	8	20	1.5	16	1	0	1	0	0



## MIKE McHUGH

6-3 • 185 • RS Freshman  
Wide Receiver  
Kirkwood, Mo.  
Kirkwood

# 83



### 2012

Redshirted his rookie season.

### PERSONAL

Born Michael Colin McHugh ... Son of Mary and Patrick McHugh ... Attended same high school as former Wildcat Darren Drexler and NFL players Jeremy Maclin, Mike McNeal, Alvin Miller and Marcus Harris ... Father played soccer at Missouri State ... Major is undecided.



## SHANE MERTZ

6-8 • 295 • Sophomore  
Offensive Line  
Hazlet, N.J.  
Raritan

# 70




### 2012

Missed the season due to injury.

### PERSONAL

Born Shane Russell Mertz on 6/23/93 ... Son of Joann and Harold Mertz ... Mechanical engineering major.



## MATT MICUCCI

5-11 • 190 • RS Freshman  
Place-kicker  
Lake Zurich, Ill.  
Stevenson

# 33




### 2012

Redshirted his rookie season.

### PERSONAL

Born Matthew Paul Micucci ... Son of Dan and Susan Micucci ... Participated in numerous community outreach initiatives, including organizing two "Kicks Against Cancer" events to raise over \$10000 for American Cancer Society and taking a 10-day Mission Trip to Los Angeles to contribute to soup kitchens and Habitat for Humanity ... Attended same high school as New York Jets head coach Rex Ryan and tennis star Andrea Jaeger ... Majoring in mechanical engineering.



**JACK  
MITCHELL**

6-3 • 205 • RS Freshman  
Wide Receiver  
Lake Zurich, Ill.  
Stevenson

8

#### 2012

Redshirted his freshman season.

#### PERSONAL

Born John Stewart Mitchell ... Son of Trey and Sarah Mitchell ... Born in Washington, D.C. before relocating to San Diego ... Attended same high school as former NFL safety John Lynch ... Also an outfielder on Northwestern's baseball team, playing in 36 games (27 starts) and recording 24 hits with 19 RBI ... Majoring in economics.



**MICHAEL  
ODOM**

6-0 • 195 • RS Freshman  
Linebacker  
Naperville, Ill.  
Benet Academy

34

#### HIGH SCHOOL

Redshirted as a true freshman.

#### PERSONAL

Born Michael Thomas Odom ... Son of David and Kimberly Odom ... Mother is a Northwestern graduate ... Youth teammates with fellow incoming NU freshman Malin Jones ... Attended same high school as Northwestern basketball point guard Dave Sobolewski ... Majoring in journalism.



**GEOFF  
MOGUS**

6-5 • 280 • Sophomore  
Offensive Line  
Lorain, Ohio  
St. Edward

53

#### 2012

Appeared in all 13 games, seeing time as a reserve on the offensive line and on special teams ... Academic All-Big Ten honoree.

#### PERSONAL

Born Geoff Anthony Mogus on 3/13/93 ... Son of Annette Mogus and Geoff Mogus ... Major is undecided.



**ZACK  
OLIVER**

6-4 • 235 • Sophomore  
Quarterback  
Baton Rouge, La.  
Catholic


10

#### 2012

Appeared in three games as a redshirt freshman (vs. South Dakota, vs. Penn State, vs. Illinois) ... Completed both of his passing attempts on the year for a total of 14 yards (long of 13) ... Academic All-Big Ten honoree.

#### PERSONAL

Born Zachary Douglas Oliver on 12/9/92 ... Son of Barbara Oliver and Dennis Oliver ... Brother, Brian, plays football for Henderson State ... Communication studies major.



**IFEADI  
ODENIGBO**

6-3 • 210 • RS Freshman  
Linebacker  
Centerville, Ohio  
Centerville

7

#### 2012

As a true freshman, did not play in season-opener at Syracuse but moved into the two-deep at defensive end following an injury to Deonte Gibson ... Made his debut for the Wildcats in win over Vanderbilt, playing five plays on defense ... It was his only appearance on the season after sustaining a season-ending shoulder injury prior to the Boston College game.

#### PERSONAL

Born Ifeadi Kachakwu Anthony Odenigbo ... Son of Linda and Thomas Odenigbo ... First member of his family born in the United States ... Middle of three children ... Attended same high school as A.J. Hawk and Mike Nugent of the NFL and ESPN's Kirk Herbstreit ... Major is undecided.





**ERIC  
OLSON**

6-6 • 285 • RS Freshman  
Offensive Line  
Sudbury, Mass.  
Buckingham Browne & Nichols

**76**

## 2012

Redshirted his true freshman season ... Named Offensive Practice Player of the Week following Vanderbilt game.

## PERSONAL

Born Eric McVier Olson ... Son of Susan and Steve Olson ... Originally anticipated playing college basketball until transferring to prep school ... Major is undeclared.



**ARTHUR  
OMILIAN**

5-11 • 160 • Sophomore  
Place-kicker  
Atlanta, Ga.  
Pace Academy


**38**

## 2012

Appeared in win over South Dakota, performing one kickoff ... Academic All-Big Ten honoree.

## PERSONAL

Born Arthur M. Omilian on 2/15/93 ... Son of Marek and Marzanna Omilian ... Dual citizenship in Canada and Poland ... Majoring in industrial engineering.



**MIKE  
PANICO**

5-8 • 175 • RS Freshman  
Running Back  
Libertyville, Ill.  
Carmel Catholic

**27**

## 2012

Redshirted his rookie year ... Named Special Teams Practice Player of the Week following Illinois game.

## PERSONAL

Born Michael Anthony Panico ... Son of Deanna and Anthony Panico ... Competed against fellow NU freshman running back Malin Jones of Joliet Catholic ... Major is undecided.



**IAN  
PARK**

6-4 • 285 • RS Freshman  
Offensive Line  
Pittsburgh, Pa.  
Upper St. Clair


**63**

## 2012

Redshirted his true freshman season ... Named Offensive Practice Player of the Week following Illinois game.

## PERSONAL

Born Ian Sang Park ... Son of Lisa and Chong Park ... Older brother, Alex, plays quarterback at Dartmouth College ... Attended same high school as Sean Lee of the Dallas Cowboys, Iowa head coach Kirk Ferentz, former NFL head coach Todd Haley and former MLB all-star Sean Casey ... Major is undecided.



**JORDAN  
PERKINS**

6-0 • 180 • Sophomore  
Running Back  
Lodi, Calif.  
Lodi

**25**

## 2012

Saw time in seven games while limited due to injury ... Contributed mainly on special teams ... Recorded three carries for seven total yards on offense ... Moved from running back to defensive back late in the season.

## PERSONAL

Born Jordan Michael Perkins on 4/26/93 ... Son of Joanna and Curtis Perkins ... Mother played basketball at Cal State Fullerton and father played football at Ferris State ... Major is undeclared.



**ALEX  
PIETRZAK**

6-4 • 290 • Sophomore  
Offensive Line  
Burr Ridge, Ill.  
Brother Rice

**61**

## 2012 SCOUTING REPORT

Appeared in one game, an NU victory over South Dakota ... Academic All-Big Ten honoree.

## PERSONAL

Born Alexander John Pietrzak on 11/27/92 ... Son of John and Rae Pietrzak ... Major is undeclared.



## KENTON PLAYKO

6-5 • 285 • RS Freshman  
Offensive Line  
Lewis Center, Ohio  
Olentangy


77

### 2012

Redshirted his true freshman season ... Named Offensive Practice Player of the Week following Penn State game.

### PERSONAL

Born Kenton Alan Playko ... Son of Shan-ni and Richard Playko ... Majoring in communication studies.



## JAYLEN PRATER

6-0 • 230 • RS Freshman  
Linebacker  
Hamden, Ohio  
Wellston

51

### 2012

Redshirted his true freshman year ... Twice earned Defensive Practice Player of the Week honors and received the award once on Special Teams.

### PERSONAL

Born Jaylen Tyler Prater ... Son of Michelle and Curt Prater ... Majoring in biomedical engineering.



## KYLE PRATER

6-5 • 215 • Junior  
Wide Receiver  
Maywood, Ill.  
Proviso West

21

### 2012

Redshirt sophomore ... Transferred to Northwestern during the offseason after two years at Southern Cal ... Made his first two catches as a Wildcat at Syracuse, totaling 21 yards ... In his Ryan Field debut vs. Vanderbilt, caught three passes for 24 yards, including a long of 13 ... One catch at Penn State for two yards ... Caught one pass for four yards vs. Nebraska and one for six vs. Iowa ... Two receptions in TaxSlayer.com Gator Bowl vs. Mississippi State for seven yards.

### PERSONAL

Born Kyle Prater on 6/21/92 ... Son of Sonya and Johnny Prater ... Majoring in communication studies.

### PRATER'S GAME-BY-GAME STATS

#### 2012

Game	Rec	Yds	TD	Rush	Yds	TD	PR	Yds
at Syracuse	2	11	0	0	0	0	0	0
VANDERBILT	3	24	0	0	0	0	0	0
BOSTON COLLEGE	0	0	0	0	0	0	0	0
SOUTH DAKOTA	0	0	0	0	0	0	0	0
INDIANA	0	0	0	0	0	0	0	0
at Penn State	1	2	0	0	0	0	0	0
at Minnesota	0	0	0	0	0	0	0	0
NEBRASKA	1	4	0	0	0	0	0	0
IOWA	1	6	0	0	0	0	0	0
at Michigan	0	0	0	0	0	0	0	0
at Michigan State	0	0	0	0	0	0	0	0
ILLINOIS	0	0	0	0	0	0	0	0
vs. Mississippi State	2	7	0	0	0	0	0	0

### PRATER'S CAREER STATS (AT NORTHWESTERN)

#### RECEIVING

Year	G	Rec	Yds	TD	Lg	Rec/G	Avg/C	Avg/G
2012	13	10	54	0	13	0.8	5.4	4.2
TOTALS	13	10	54	0	13	0.8	5.4	4.2



## DAMIEN PROBY

6-1 • 235 • Senior  
Linebacker  
North Las Vegas, Nev.  
Cheyenne

46

### 2012

Redshirt junior ... Started all 13 games at middle linebacker ... Named an honorable mention All-Big Ten performer by conference media ... Member of NU's 12-player Leadership Council ... Team's leading tackler, ranking eighth in the Big Ten with 8.6 stops per game ... Notched 10 stops against Syracuse, including eight solos ... Recorded five tackles and a pass breakup against Vanderbilt ... Two tackles vs. Boston College ... Against South Dakota, recorded six stops and 1.0 TFL to garner team's defensive big playmaker honor ... Against Indiana, posted 10 solo stops and 14 total tackles set in 2011 against the Hoosiers ... Set career highs at Penn State with a 16 total tackles and 12 solo stops, also adding one PBU ... Nine tackles at Minnesota with one TFL and also was named the team's special teams player of the week honor for the game ... Led the 'Cats with 12 tackles and 1.5 TFLs against Nebraska ... Rang up 12 tackles (10 assisted) and a PBU vs. Iowa ... Team-best nine tackles (eight solo) at Michigan ... Again led the unit with 12 tackles in win at Michigan State ... One tackle vs. Illinois before leaving the game in the first quarter with an injury ... Four tackles in TaxSlayer.com Gator Bowl win vs. Mississippi State ... Earned NU's defensive big playmaker honor three times in 2012 (South Dakota, Penn State, Michigan) and was the team's Defensive Player of the Game against Indiana.

### PERSONAL

Born Damien DiMarco Proby ... Son of Modesto Luna and Rajahn Proby-Luna ... Social policy major.

## PROBY'S GAME-BY-GAME STATS

### 2010

Game	Solo	Ast	Tot	TFL	Sacks	PBU	Int	QBH
at Vanderbilt	0	0	0	0.0-0	0.0-0	0	0-0	0
ILLINOIS STATE	4	0	4	1.008	1.0-8	0	0-0	0
at Rice	2	0	2	0.0-0	0.0-0	0	0-0	0
CENTRAL MICHIGAN	0	0	0	0.0-0	0.0-0	0	0-0	0
at Minnesota	0	1	1	0.0-0	0.0-0	0	0-0	0
PURDUE	0	0	0	0.0-0	0.0-0	0	0-0	0
MICHIGAN STATE	1	0	1	0.0-0	0.0-0	0	0-0	0
at Indiana	0	0	0	0.0-0	0.0-0	0	0-0	0
at Penn State	1	0	1	0.0-0	0.0-0	0	0-0	0
IOWA	0	0	0	0.0-0	0.0-0	0	0-0	0
ILLINOIS	3	3	6	0.0-0	0.0-0	0	0-0	1
at Wisconsin	3	1	4	0.0-0	0.0-0	0	0-0	0
vs. Texas Tech	0	1	1	0.0-0	0.0-0	0	0-0	0

### 2011

Game	Solo	Ast	Tot	TFL	Sacks	PBU	Int	QBH
at Boston College	0	0	0	0-0	0-0	0	0-0	0
EASTERN ILLINOIS	1	0	1	0-0	0-0	0	0-0	0
at Army	2	3	5	0-0	0-0	0	0-0	0
at Illinois	0	3	3	0-0	0-0	0	0-0	0
MICHIGAN	2	0	2	1.0-2	0-0	0	0-0	0
at Iowa	2	0	2	0-0	0-0	0	0-0	0
PENN STATE	3	3	6	0-0	0-0	0	0-0	0
at Indiana	10	4	14	0-0	0-0	0	0-0	0
at Nebraska	5	4	9	1.5-11	1.0-10	0	0-0	0
RICE	6	1	7	0-0	0-0	0	0-0	0
MINNESOTA	1	1	2	0-0	0-0	0	0-0	0
MICHIGAN STATE	1	1	2	0-0	0-0	0	0-0	0
vs. Texas A&M	1	6	7	0.5-2	0-0	0	0-0	0

### 2012

Game	Solo	Ast	Tot	TFL	Sacks	PBU	Int	QBH
at Syracuse	8	2	10	0.0-0	0.0-0	0	0-0	0
VANDERBILT	5	0	5	0.0-0	0.0-0	1	0-0	0
BOSTON COLLEGE	0	2	2	0.0-0	0.0-0	0	0-0	0
SOUTH DAKOTA	4	2	6	1.0-4	0.0-0	0	0-0	0
INDIANA	10	4	14	0.0-0	0.0-0	0	0-0	0
at Penn State	12	4	16	0.0-0	0.0-0	1	0-0	0
at Minnesota	6	3	9	1.0-2	0.0-0	0	0-0	0
NEBRASKA	9	3	12	1.5-4	0.5-3	0	0-0	0
IOWA	2	10	12	0.0-0	0.0-0	1	0-0	0
at Michigan	8	1	9	1.0-1	0.0-0	0	0-0	0
at Michigan State	5	7	12	0.0-0	0.0-0	0	0-0	0
ILLINOIS	1	0	1	0.0-0	0.0-0	0	0-0	0
vs. Mississippi State	4	0	4	0.0-0	0.0-0	0	0-0	0

## PROBY'S CAREER STATS

Year	Tackles				TFL	Yds	PD	FF	FR	Blkd	Int	Yds
	G	UA	A	Total								
2010	13	14	6	20	1.0	8	0	0	0	0	0	0
2011	13	34	26	60	3.0	15	0	1	0	0	0	0
2012	13	74	38	112	4.5	11	3	0	0	0	0	0
TOTALS	39	122	70	192	8.5	34	3	1	0	0	0	0



**C.J. ROBBINS**

6-5 • 275 • Sophomore  
Defensive Line  
Peru, Ill.  
LaSalle-Peru




### 2012 SCOUTING REPORT

Forced to miss the season due to injury before returning to the practice field late in the season ... Named Defensive Practice Player of the Week following the Illinois game.

### PERSONAL

Born Cameron Douglas Robbins Jr. on 7/2/93 ... Son of Cameron and Stacey Robbins ... Sister, Jazzmyne, plays volleyball at South Florida ... Major is undeclared.



**CHRISTIAN SALEM**

6-3 • 190 • RS Freshman  
Quarterback  
Santa Monica, Calif.  
Santa Monica



### 2012

Redshirted his rookie season.

### PERSONAL

Born Christian Salem ... Son of George and Susan Salem ... Major is undecided.



**ANDREW SCANLAN**

6-2 • 200 • RS Freshman  
Wide Receiver  
Royersford, Pa.  
Spring Ford



### 2012

Redshirted his true freshman season ... Earned Practice Player of the Week honors twice on special teams and once on offense.

### PERSONAL

Born Andrew Jovan Scanlan ... Son of Tara Scanlan and Lamont Suber ... Major is undecided.





## JACK SCHWABA

6-4 • 240 • RS Freshman  
Superback  
Upper St. Clair, Pa.  
Upper St. Clair


86

### 2012

Redshirted his freshman season.

### PERSONAL

Born Jack Goodman Schwaba ... Son of Kathy and Joe Schwaba ... Great-grandfather, grandfather, father and mother are all Northwestern alums ... Attended same high school as Sean Lee of the Dallas Cowboys, Iowa head coach Kirk Ferentz, former NFL head coach Todd Haley and former MLB all-star Sean Casey ... Major is undecided.



## TYLER SCOTT

6-4 • 265 • Senior  
Defensive Line  
Warren, Ohio  
Howland

97

### 2012

Redshirt junior ... Started all 13 games at defensive end ... Tabbed an honorable mention All-Big Ten selection by league coaches and media ... NU's Defensive MVP ... His team-leading 9.0 sacks (0.69 per game) ranked him second in the Big Ten this year and moved him into a tie for ninth all-time at Northwestern with 10.0 ... Five tackles—including one pass sack—and a pass deflection at Syracuse ... Big performance vs. Vanderbilt, recording six tackles, including a career-best 2.0 TFL's and a forced fumble on a sack late in the fourth quarter of a 23-13 NU win ... Posted three tackles with one sack in win over Boston College ... One stop and one pass breakup against both South Dakota and Indiana ... Came up with four tackles—including one sack—a forced fumble and a PBU at Penn State ... Set career bests with eight tackles and 2.0 sacks as well as a forced fumble at Minnesota ... One stop vs. Nebraska ... Five tackles, with one sack, vs. Iowa ... Registered one tackle at Michigan ... One pass breakup and one QB hurry at Michigan State ... Three tackles vs. Illinois with one TFL ... Set a career high with 3.0 TFL's in TaxSlayer.com Gator Bowl vs. Mississippi State, including 2.0 sacks (four total tackles) ... Received NU's Defensive Player of the Game honors against Vanderbilt, Penn State and Minnesota and the defensive big playmaker vs. Iowa and Illinois ... Member of NU's 12-player Leadership Council ... Academic All-Big Ten.

### PERSONAL

Born Tyler J. Scott on 5/6/91 ... Son of Bette and Rodney Scott ... Learning and organizational change major.

### SCOTT'S GAME-BY-GAME STATS 2011

Game	Solo	Ast	Tot	TFL	Sacks	PBU	Int	QBH
at Boston College	3	1	4	1.0-8	1.0-8	0	0-0	0
EASTERN ILLINOIS	0	0	0	0.0-0	0.0-0	1	0-0	0
at Army	1	3	4	0.0-0	0.0-0	0	0-0	0
at Illinois	1	2	3	0.0-0	0.0-0	0	0-0	0
MICHIGAN	6	1	7	0.0-0	0.0-0	0	0-0	0
at Iowa	2	1	3	1.0-1	0.0-0	1	0-0	0
PENN STATE				DNP				
at Indiana				DNP				
at Nebraska	1	2	3	0.0-0	0.0-0	0	0-0	0
RICE	0	1	1	0.0-0	0.0-0	0	1-1	0
MINNESOTA	2	2	4	0.5-1	0.0-0	0	0-0	1
MICHIGAN STATE	0	0	0	0.0-0	0.0-0	0	0-0	1
vs. Texas A&M	0	2	2	0.5-2	0.0-0	0	0-0	0

### 2012

Game	Solo	Ast	Tot	TFL	Sacks	PBU	Int	QBH
at Syracuse	3	2	5	1.0-4	1.0-4	1	0-0	0
VANDERBILT	4	2	6	2.0-12	1.0-8	0	0-0	0
BOSTON COLLEGE	1	2	3	1.0-7	1.0-7	0	0-0	1
SOUTH DAKOTA	0	1	1	0.5-1	0.0-0	1	0-0	0
INDIANA	0	1	1	0.0-0	0.0-0	1	0-0	0
at Penn State	3	1	4	1.0-1	1.0-1	1	0-0	0
at Minnesota	6	2	8	2.0-14	2.0-14	0	0-0	0
NEBRASKA	0	1	1	0.0-0	0.0-0	0	0-0	0
IOWA	2	3	5	1.0-5	1.0-5	0	0-0	0
at Michigan	1	0	1	0.0-0	0.0-0	0	0-0	0
at Michigan State	0	0	0	0.0-0	0.0-0	1	0-0	1
ILLINOIS	3	0	3	1.0-2	0.0-0	0	0-0	0
vs. Mississippi State	4	0	4	3.0/22	2.0-19	0	0-0	1

### SCOTT'S CAREER STATS

Year	Tackles									
	G	UA	A	Total	TFL	Yds	PD	FF	FR	Blkd
2010	13	7	5	12	3.0	6	0	0	0	0
2011	11	16	15	31	3.0	12	2	0	3	0
2012	13	27	15	42	12.5	68	5	3	0	0
TOTALS	37	50	35	85	18.5	86	7	3	3	0



## TROY SHEPPARD

5-10 • 170 • RS Freshman  
Defensive Back  
Joliet, Ill.  
Providence Catholic


47

### 2012

Redshirted his true freshman season.

### PERSONAL

Born Troy C. Sheppard ... Son of Larry and Andrea Sheppard ... Father played with Boston Breakers and Chicago Blitz of USFL ... Played alongside current Wildcats Pat Ward and Tim Hanrahan at Providence Catholic ... Major is undeclared.



## TREVOR SIEMIAN

6-3 • 210 • Junior  
Quarterback  
Windermere, Fla.  
Olympia

# 13



### 2012

Redshirt sophomore ... Strong-armed QB who made his first career start against Indiana after thriving as a backup over his first two seasons ... Threw for 1,312 yards on 128-of-218 passing (58.7 percent) with six touchdown passes in 2012 ... Outstanding performance in season-opening win at Syracuse, entering the game in the fourth quarter and finishing 8-of-11 passing for 78 yards ... With NU down by six and 2:40 to play, led NU on a 75-yard game-winning drive that culminated in his 9-yard touchdown pass to Demetrius Fields ... Against Vanderbilt, led back-to-back go-ahead drives in the fourth quarter, finishing 10-of-16 passing for 91 yards, including a key 34-yard completion on a third-and-15 play ... Recorded 14 completions on 20 attempts for 123 yards passing against Boston College ... Threw for 72 yards--including a season-long 42-yard completion--on 4-of-5 passing vs. South Dakota ... Set career highs in his first-ever start for NU, throwing for 308 yards on 22-of-32 passing in a 44-29 win over Indiana ... Recorded 135 yards on 21-of-36 passing with one TD in his first road start at Penn State, adding a career-long rush of 14 yards ... Completed one pass for four yards at Minnesota ... Accumulated 116 passing yards on 15-of-35 attempts and a career-best two passing touchdowns vs. Nebraska ... Completed his only attempt vs. Iowa ... At Michigan, completed 6-of-7 passes for 87 yards and two TD tosses ... Entered the game against the Wolverines with 1:53 remaining before halftime and engineered a 6-play, 56-yard TD drive ... Saw significant time in 23-20 win at Michigan State, completing 13-of-23 passes for 165 yards ... 1-for-4 passing vs. Illinois ... Completed 12-of-21 passes for 120 yards and led two touchdown drives in TaxSlayer.com Gator Bowl win vs. Mississippi State, scoring his first career rushing touchdown ... Named team's big playmaker against Syracuse, Penn State and Michigan State.

### PERSONAL

Born Trevor John Siemian ... Son of Walter and Colleen Siemian ... High school teammate of Rashad Lawrence ... Majoring in history.

### SIEMIAN'S GAME-BY-GAME STATS

#### 2011

Game	Comp	Att	Int	Yds	TD	Rush	Yds	TD
at Boston College			DNP					
EASTERN ILLINOIS	2	3	0	13	1	1	8	0
at Army	5	7	0	105	1	1	(-1)	0
at Illinois			DNP					
MICHIGAN			DNP					
at Iowa	4	6	0	52	1	0	0	0
PENN STATE	0	3	0	0	0	1	(-6)	0
at Indiana	0	0	0	0	0	1	4	0
at Nebraska	3	4	1	67	0	0	0	0
RICE	1	1	0	11	0	0	0	0
MINNESOTA			DNP					
MICHIGAN STATE	1	2	0	8	0	1	14	0
vs. Texas A&M			DNP					


#### 2012

Game	Comp	Att	Int	Yds	TD	Rush	Yds	TD
at Syracuse	8	11	0	78	1	3	-1	0
VANDERBILT	10	16	0	91	0	0	0	0
BOSTON COLLEGE	14	20	0	123	0	3	7	0
SOUTH DAKOTA	4	5	0	72	0	3	-13	0
INDIANA	22	32	1	308	0	1	7	0
at Penn State	21	36	0	135	1	4	14	0
at Minnesota	1	7	0	4	0	1	0	0
NEBRASKA	15	35	0	116	2	2	11	0
IOWA	1	1	0	4	0	0	0	0
at Michigan	6	7	0	87	2	1	5	0
at Michigan State	13	23	0	165	0	1	4	0
ILLINOIS	1	4	1	9	0	0	0	0
vs. Mississippi State	12	21	1	120	0	2	14	1

### SIEMIAN'S CAREER STATS

#### PASSING

Year	G	Cmp	Att	Int	Yds	TD	Lg	Pct	Avg/G	Eff.
2011	8	16	26	1	256	3	62	61.5	32.0	174.6
2012	13	128	218	3	1,312	6	42	58.7	100.9	115.6
TOTALS	21	144	244	4	1,568	9	62	59.0	74.7	121.9



## DREW SMITH

6-1 • 205 • Sophomore  
Linebacker  
Cincinnati, Ohio  
Colerain

# 55



### 2012

Redshirt freshman ... Reserve linebacker ... 17 tackles, with 3.0 TFL's, on the year ... Made one tackle in his college debut at Syracuse to go along with one pass breakup and two QB hurries ... Two tackles vs. Vanderbilt ... Also had two tackles vs. South Dakota ... Recorded his first career pass sack for a 9-yard loss vs. Nebraska ... Posted two tackles at Michigan ... Four tackles and 1.5 TFLs against Michigan State, including a 7-yard pass sack ... Stepped in and played significant time for the injured Damien Proby vs. Illinois, finishing with career-best five tackles.

### PERSONAL

Born Andrew Ward Smith III on 8/4/93 ... Son of Andrew Smith and Zenith Strum ... Majoring in communication studies.


### SMITH'S GAME-BY-GAME STATS

#### 2012

Game	Solo	Asst	Tot	TFL	Sacks	PBU	Int	QBH
at Syracuse	1	0	1	0.0-0	0.0-0	1	0-0	2
VANDERBILT	2	0	2	0.0-0	0.0-0	0	0-0	0
BOSTON COLLEGE	0	0	0	0.0-0	0.0-0	0	0-0	0
SOUTH DAKOTA	0	2	2	0.0-0	0.0-0	0	0-0	0
INDIANA	0	0	0	0.0-0	0.0-0	0	0-0	0
at Penn State	0	0	0	0.0-0	0.0-0	0	0-0	0
at Minnesota	0	0	0	0.0-0	0.0-0	0	0-0	0
NEBRASKA	1	0	1	1.0-9	1.0-9	0	0-0	0
IOWA	0	0	0	0.0-0	0.0-0	0	0-0	0
at Michigan	1	1	2	0.0-0	0.0-0	0	0-0	0
at Michigan State	3	1	4	1.5-9	1.0-7	0	0-0	0
ILLINOIS	3	2	5	0.5-1	0.0-0	0	0-0	0
vs. Mississippi State	0	0	0	0.0-0	0.0-0	0	0-0	0

## SMITH'S CAREER STATS

Year	Tackles				TFL	Yds	PD	FF	FR	Blkd	Int	Yds
	G	UA	A	Total								
2012	13	11	6	17	3.0	19	1	0	0	0	0	0
TOTALS	13	11	6	17	3.0	19	1	0	0	0	0	0

MARK  
SZOTT

6-4 • 240 • Sophomore  
Superback  
Naperville, Ill.  
Waubonsie Valley

85




## 2012

Played in four games, seeing time on offense and special teams ... Academic All-Big Ten honoree.

## PERSONAL

Born Mark Joseph Szott on 3/19/93 ... Son of Gary and Rose Szott ... Cousin is former Northwestern and current Toronto Blue Jays pitcher J.A. Happ ... Father played basketball at Rockford College ... Competed against NU men's basketball standout Drew Crawford in basketball ... Communication studies major.

MIKE  
TRUMPY

6-1 • 210 • Senior  
Running Back  
Wheaton, Ill.  
Wheaton North

32



## 2012

Redshirt junior ... One of Northwestern's top offensive weapons out of the backfield ... Eight career touchdowns ... Rushed for 349 yards on 76 carries (4.6 ypr) ... Carried the ball four times in his first game back from injury vs. Syracuse ... Four rushing attempts and one reception against Vanderbilt ... Broke out for 106 rushing yards on 16 carries (6.6 ypc) against Boston College, including a 27-yard game-clinching TD run with under two minutes to play ... It was his third career 100-yard rushing game and first since Nov. 20, 2010 ... Rushed four times for 10 yards in limited action vs. South Dakota ... Went for 87 yards on 14 attempts against Indiana, the same game in which Kain Colter and Venric Mark each ran for more than 130 yards ... Caught three passes for 28 yards to go along with three rushing attempts at Penn State ... One rush at Minnesota ... Ran the ball six times against Nebraska, including a 4-yard TD rush ... Two carries for 28 yards against Iowa ... At Michigan, rushed four times for 42 yards and caught one pass for 13 yards ... Recorded seven carries for 13 yards at Michigan State ... Eight carries for 35 yards and a touchdown vs. Illinois ... Three carries for seven yards in TaxSlayer.com Gator Bowl win vs. Mississippi State ... Academic All-Big Ten.

## PERSONAL

Born Michael Danner Trumpy on 7/10/90 ... Son of Dave and Beth Trumpy ... Nephew of Bob Trumpy, former tight end with the Cincinnati Bengals and a four-time All-Pro player ... Graduated with a degree in communication studies and now pursuing a master's in sports administration.

## TRUMPY'S GAME-BY-GAME STATS

## 2010

Game	Rush	Yds	TD	Rec	Yds	TD
at Vanderbilt	0	0	0	0	0	0
ILLINOIS STATE	7	15	1	0	0	0
at Rice	2	3	0	0	0	0
CENTRAL MICHIGAN	12	53	0	0	0	0
at Minnesota	13	53	1	2	7	0
PURDUE	9	23	0	2	18	0
MICHIGAN STATE	10	50	0	3	0	0
at Indiana	21	110	0	3	54	0
at Penn State	14	43	0	3	36	0
IOWA	15	51	0	5	55	0
ILLINOIS	13	129	2	2	12	0
at Wisconsin						
vs. Texas Tech						

DNP (Injury)  
DNP (Injury)

## 2011

Game	Rush	Yds	TD	Rec	Yds	TD
at Boston College	15	85	1	0	0	0
EASTERN ILLINOIS						
at Army	8	34	0	0	0	0
at Illinois	12	63	0	0	0	0
MICHIGAN						
at Iowa						
PENN STATE						
at Indiana						
at Nebraska						
RICE						
MINNESOTA						
MICHIGAN STATE						
vs. Texas A&M						

DNP (Injury)  
DNP (Injury)  
DNP (Injury)  
DNP (Injury)  
DNP (Injury)  
DNP (Injury)  
DNP (Injury)  
DNP (Injury)  
DNP (Injury)

## 2012

Game	Rush	Yds	TD	Rec	Yds	TD
at Syracuse	4	-4	0	0	0	0
VANDERBILT	4	9	0	1	3	0
BOSTON COLLEGE	16	106	1	2	8	0
SOUTH DAKOTA	4	10	0	0	0	0
INDIANA	14	87	0	1	4	0
at Penn State	3	2	0	3	28	0
at Minnesota	1	-2	0	0	0	0
NEBRASKA	6	16	1	0	0	0
IOWA	2	28	0	0	0	0
at Michigan	4	42	0	1	13	0
at Michigan State	7	13	0	0	0	0
ILLINOIS	8	35	1	0	0	0
vs. Mississippi State	3	7	0	0	0	0

## TRUMPY'S CAREER STATS

## RUSHING

Year	G	Att	Yds	TD	Lg	Avg/C	Avg/G
2010	11	116	530	4	80	4.6	48.2
2011	3	35	182	1	34	5.2	60.7
2012	13	76	349	3	27	4.6	26.8
TOTALS	27	227	1,061	8	80	4.7	39.3

## RECEIVING

Year	G	Rec	Yds	TD	Lg	Rec/G	Avg/C	Avg/G
2010	11	20	182	0	38	1.8	9.1	16.5
2011	3	0	0	0	0	0.0	0.0	0.0
2012	13	8	56	0	16	0.6	7.0	4.3
TOTALS	27	28	238	0	38	1.0	8.5	8.8





**NICK  
VANHOOSE**

6-0 • 185 • Sophomore  
Defensive Back  
Urbana, Ohio  
Graham



## 2012

Redshirt freshman ... Started 10 of 13 games at cornerback, missing the Iowa, Michigan and Michigan State games due to injury ... Named to ESPN.com Big Ten All-Freshman Team ... NU's Defensive Newcomer of the Year award recipient ... Tied for team lead with three interceptions, good for fourth in the Big Ten (0.3 INTs per game) ... Started at cornerback in his collegiate debut at Syracuse and finished with nine tackles, including eight solo stops ... Recorded a pass breakup on the first series of the Vanderbilt game before sustaining an injury that kept him out the remainder of the night ... Returned the next week against Boston College with two tackles and a PBU ... Two stops vs. South Dakota ... Notched his first career interception against Indiana and finished with six tackles ... At Penn State, recovered a fumble on a muffed punt that set up NU's first touchdown and finished with five tackles and a pass breakup ... Set a career high at Minnesota with three pass breakups--all of which came in the end zone--and added three tackles ... Against Nebraska, he twice recovered muffed punts on special teams duty for the Wildcats, and also posted four tackles before leaving the game with a shoulder injury ... Recorded his second interception in his first game back from the injury against Illinois ... In the TaxSlayer.com Gator Bowl win vs. Mississippi State, recorded an interception in the fourth quarter and a 39-yard return that set up NU's game-clinching touchdown ... Named Big Ten Freshman of the Week and team's defensive big playmaker following his effort against the Gophers ... Also was NU's special teams player of the week against Nebraska ... Academic All-Big Ten.

## PERSONAL

Born Nicholas Ray VanHoose on 8/27/92 ... Son of Roger and Lorrie VanHoose ... Major is undecided.

## 2012

Game	Solo	Ast	Tot	TFL	Sacks	PBU	Int	QBH
at Syracuse	8	1	9	0.0-0	0.0-0	0	0-0	0
VANDERBILT	0	0	0	0.0-0	0.0-0	1	0-0	0
BOSTON COLLEGE	2	0	2	0.0-0	0.0-0	1	0-0	0
SOUTH DAKOTA	0	2	2	0.5-1	0.0-0	0	0-0	0
INDIANA	5	1	6	0.0-0	0.0-0	0	1-0	0
at Penn State	3	2	5	0.0-0	0.0-0	1	0-0	0
at Minnesota	2	1	3	0.0-0	0.0-0	3	0-0	0
NEBRASKA	4	0	4	0.0-0	0.0-0	1	0-0	0
IOWA				DNP				
at Michigan				DNP				
at Michigan State				DNP				
ILLINOIS	1	0	1	0.0-0	0.0-0	0	1-0	0
vs. Mississippi State	1	0	1	0.0-0	0.0-0	0	1-39	0

## VANHOOSE'S CAREER STATS

Year	Tackles										
	G	UA	A	Total	TFL	Yds	PD	FF	FR	Blkd	Int
2012	10	26	7	33	0.5	1	7	0	3	0	3
TOTALS	10	26	7	33	0.5	11	7	0	3	0	3



**TIMMY  
VERNON**

6-3 • 225 • Senior  
Linebacker  
Fort Washington, Pa.  
Germantown Academy



## 2012

Appeared in 13 games on special teams and as a reserve linebacker ... One tackle on the season ... Academic All-Big Ten honoree.

## PERSONAL

Born Timothy Richard Vernon on 10/7/90 ... Son of Tony and Jean Vernon ... Brothers Pete and Billy both are college baseball players—Pete played at William & Mary (class of 2008) and Billy played at Stanford (class of 2011) ... Cousin, Chris Getz, plays second base for the Kansas City Royals ... Graduated with a degree in history.



**BRANDON  
VITABILE**

6-3 • 300 • Junior  
Offensive Line  
Edison, N.J.  
Bishop Ahr




## 2012

Redshirt sophomore ... Started every game at center for the second straight year ... 26 career starts ... Named to preseason watch list for Rimington Award, presented annually to nation's top center ... Helped NU post fourth-best rushing average in the Big Ten (225.5) and rank No. 1 in fewest sacks allowed ... Made a key fumble recovery on a run by Venric Mark in the third quarter of NU's 22-13 win over Boston College ... Named NU's offensive big playmaker for the win over Minnesota and the team's Offensive Player of the Game against Illinois ... Academic All-Big Ten and Big Ten Distinguished Scholar.

## PERSONAL

Born Brandon Michael Vitabile on 12/14/91 ... Son of Maureen McCann and Peter Vitabile ... Majoring in economics.



## DAN VITALE

6-2 • 220 • Sophomore  
Superback  
Wheaton, Ill.  
Wheaton Warrenville South

40

### 2012

One of four true freshmen to crack the lineup in 2012 ... Earned the No. 1 spot on the depth chart at superback coming out of fall camp and excelled throughout the year ... Named to ESPN.com Big Ten All-Freshman Team ... NU's Offensive Newcomer of the Year award recipient ... Caught one pass for seven yards in his debut at Syracuse ... One catch for five yards against Vanderbilt ... Personal-best two catches for 13 yards against Boston College ... One reception vs. South Dakota for six yards ... Notched three receptions and 21 receiving yards at Minnesota ... Caught his first career touchdown pass against Nebraska, a 10-yard reception from Trevor Siemian ... It was one of two catches on the day for Vitale ... Two games later at Michigan, recorded 30 receiving yards on two catches, including a 23-yard TD catch from Kain Colter ... Enjoyed a breakout game in NU's 23-20 win at Michigan State, posting career highs of nine receptions for 110 yards that included a career-long 41-yard catch to set up NU's game-winning field goal ... It was the first 100-yard receiving game by an NU superback since Drake Dunsmore against Indiana on Oct. 29, 2011 ... His performance earned him Big Ten Co-Freshman of the Week honors and NU's Offensive Player of the Game award ... Closed the year with seven receptions for 82 yards in the TaxSlayer.com Gator Bowl win vs. Mississippi State, including a 34-yard grab that set up NU's third touchdown.

### PERSONAL

Born Dan Michael Vitale III ... Son of Lisa and Dan Vitale ... Attended same high school as Red Grange, John Belushi and Edwin Hubble ... Major is undecided.

### VITALE'S GAME-BY-GAME STATS

#### 2012

Game	Rush	Yds	TD	Rec	Yds	TD
at Syracuse	0	0	0	1	7	0
VANDERBILT	0	0	0	1	5	0
BOSTON COLLEGE	0	0	0	2	13	0
SOUTH DAKOTA	0	0	0	1	6	0
INDIANA	0	0	0	0	0	0
at Penn State	0	0	0	0	0	0
at Minnesota	0	0	0	3	21	0
NEBRASKA	0	0	0	2	14	1
IOWA	0	0	0	0	0	0
at Michigan	1	2	0	2	30	1
at Michigan State	0	0	0	9	110	0
ILLINOIS	0	0	0	0	0	0
vs. Mississippi State	0	0	0	7	82	0

### VITALE'S CAREER STATS

#### RECEIVING

Year	G	Rec	Yds	TD	Lg	Rec/G	Avg/C	Avg/G
2012	13	28	288	2	41	2.2	10.3	22.2
TOTALS	13	28	288	2	41	2.2	10.3	22.2

#### RUSHING

Year	G	Att	Yds	TD	Lg	Avg/C	Avg/G
2012	13	1	2	0	2	2.0	0.2
TOTALS	13	1	2	0	2	2.0	0.2



## DWIGHT WHITE

5-10 • 175 • RS Freshman  
Cornerback  
Cypress, Texas  
Cy-Fair

2

### 2012

Redshirted his freshman campaign ... Twice named Defensive Practice Player of the Week.

### PERSONAL

Born Dwight Demetrius White Jr. ... Son of LaWanda and Dwight White ... Mother played volleyball at Texas State and father played football at Prairie View A&M ... Majoring in communication studies.



## BRANDON WILLIAMS

6-2 • 185 • Senior  
Punter  
Nappanee, Ind.  
NorthWood

49

### 2012

Redshirt junior ... Completed third season as NU's starting punter ... Ranked seventh in the Big Ten in punting average (39.9) ... Five punts at Syracuse for a 36.2-yard average, landing three inside the 20 ... Punted six times with a 41.5-yard average and a long of 53 against Vanderbilt ... Punted twice vs. Boston College, including a 41-yard kick that pinned BC to its own 1-yard line with NU ahead by three and 3:02 to play ... Against South Dakota, posted a 56.7-yard average on three kicks, including a 61-yarder that rolled to a stop on the Yotes' 1-yard line in the first quarter ... NU special teams player of the week vs. South Dakota ... Two punts averaging 45.5 yards against Indiana ... Punted eight times at Penn State, including a season-long 64-yarder ... Set a single-game career high with 12 punts against Nebraska (one shy of the NU school record), landing four inside the 20 and booting a long of 59 yards ... Two punts for 73 yards vs. Iowa ... Averaged 41.0 yards on four punts at Michigan, landing two inside the 20 ... Eight punts for 300 yards at Michigan State ... Was not called on to punt vs. Illinois for the first time in his career (NU did not punt in the game) ... Punted five times vs. Mississippi State in TaxSlayer.com Gator Bowl, including a long 64 yards ... Academic All-Big Ten.

### PERSONAL

Born Brandon Kyle Williams on 9/8/90 ... Son of Brian and Melanie Williams ... Mechanical engineering major.

## B. WILLIAMS' GAME-BY-GAME STATS

### 2010

Game	Punts	Yds	Avg	Long	Blkd	TB	FC	50+	i20
at Vanderbilt	5	212	42.4	59	0	0	0	1	3
ILLINOIS STATE	4	167	41.8	48	0	0	2	0	1
at Rice	6	233	38.8	52	0	0	0	1	3
CENTRAL MICHIGAN	4	146	36.5	42	0	0	0	0	2
at Minnesota	1	42	42.0	42	0	0	1	0	0
PURDUE	6	248	41.3	52	0	2	1	1	2
MICHIGAN STATE	5	191	38.2	50	0	0	3	1	2
at Indiana	6	226	37.7	50	0	0	2	1	3
at Penn State	5	183	36.6	53	0	0	2	1	0
IOWA	6	262	43.7	53	0	1	2	1	2
ILLINOIS	4	181	45.2	61	0	1	1	1	1
at Wisconsin	4	170	42.5	48	0	0	4	0	1
vs. Texas Tech	5	178	35.6	57	0	0	1	1	1

### 2011

Game	Punts	Yds	Avg	Long	Blkd	TB	FC	50+	i20
at Boston College	5	225	45.0	56	0	1	1	1	1
EASTERN ILLINOIS	2	56	28.0	42	0	1	0	0	0
at Army	7	269	38.4	65	0	1	1	2	4
at Illinois	6	204	34.0	65	0	0	2	1	1
MICHIGAN	3	140	46.7	47	0	0	0	0	0
at Iowa	4	139	34.8	50	0	1	1	1	0
PENN STATE	5	188	37.6	46	0	2	2	0	1
at Indiana	1	37	37.0	37	0	0	0	0	0
at Nebraska	2	84	42.0	48	0	0	1	0	0
RICE	2	88	44.0	49	0	0	1	0	2
MINNESOTA	3	175	58.3	77	0	2	0	2	1
MICHIGAN STATE	4	177	44.2	57	0	1	0	2	2
vs. Texas A&M	8	337	42.1	51	0	0	3	1	3

### 2012

Game	Punts	Yds	Avg	Long	Blkd	TB	FC	50+	i20
at Syracuse	5	181	36.2	51	0	0	3	1	3
VANDERBILT	6	249	41.5	53	0	0	1	1	2
BOSTON COLLEGE	2	75	37.5	41	0	1	0	0	1
SOUTH DAKOTA	3	170	56.7	61	0	0	0	3	2
INDIANA	2	91	45.5	46	0	0	0	0	0
at Penn State	8	307	38.4	64	0	0	3	1	2
at Minnesota	7	261	37.3	44	0	0	1	0	2
NEBRASKA	12	466	38.8	59	0	0	5	2	4
IOWA	2	73	36.5	40	0	0	0	0	0
at Michigan	4	164	41.0	53	0	0	1	1	2
at Michigan State	8	300	37.5	53	0	0	3	1	1
ILLINOIS	0	0	0.0	0	0	0	0	0	0
vs. Mississippi State	5	217	43.4	64	0	1	1	1	2

## B. WILLIAMS' CAREER STATS

### PUNTING

Year	G	No.	Yards	Lg	Avg
2010	13	61	2,349	61	40.0
2011	13	52	2,119	77	40.8
2012	13	64	2,554	64	39.9
TOTALS	39	177	7,112	77	40.2



## JARRELL WILLIAMS

5-11 • 190 • Sophomore  
Defensive Back  
Robbins, Ill.  
Oak Lawn Richards



### 2012

Redshirt freshman ... Made an impact on special teams this season while serving as a reserve cornerback ... Two stops against South Dakota and Indiana ... One tackle vs. Minnesota ... Two tackles vs. Illinois.

### PERSONAL

Born Jason Jarrell Williams ... Son of Shiree Jackson and Jason Williams ... Majoring in human development and psychological services.



## PIERRE YOUNGBLOOD-ARY

6-3 • 185 • Sophomore  
Wide Receiver  
Orlando, Fla.  
Lake Brantley



### 2012

Played in six games as a redshirt freshman ... Caught one pass for one yard vs. Illinois ... Also notched one tackle vs. Vanderbilt.

### PERSONAL

Born Xavier Pierre Youngblood-Ary on 8/22/92 ... Son of Kim Youngblood and Kenneth and Sabrina Ary ... Father played football at Northeast Louisiana University ... Completed an internship at Johns Hopkins CSI program ... Major is undecided.



**COREY  
ACKER**

5-9 • 155 • Freshman  
Running Back  
Ballston Lake, N.Y.  
Shenendehowa Central

36

**HIGH SCHOOL**

Played two years of varsity football at Shenendehowa, earning Section 2 Empire Division Player of the Year honors and third-team all-state accolades as a senior ... First-team All-Section 2 as a defensive back and punter ... Three-time Section 2 Player of the Week ... Recorded 14 touchdowns, 644 rushing yards (10.7 ypc) and over 1,000 all-purpose yards in 2012 ... Helped team to 11-1 season and state semifinals appearance in 2011 and to a Section 2 runner-up finish as a senior ... Once recorded 166 yards and four touchdowns on eight carries in Section 2 semifinal game ... Team MVP ... Recipient of the Thomas Cahill Courage and Commitment Award ... Also played two years of varsity lacrosse ... National Honor Society member and National Football Foundation and College Hall of Fame Scholar-Athlete.

**PERSONAL**

Born Corey George Acker in Mt. Kisco, N.Y. ... Son of Melinda and Brad Acker ... Father played football at Penn State ... Chose NU over Penn State, Rutgers and Maryland ... Plans to study business at Northwestern.

**MATT  
ALVITI**

6-0 • 185 • Freshman  
Quarterback  
Park Ridge, Ill.  
Maine South

7

**HIGH SCHOOL**

Ranked the No. 7 overall prospect in Illinois and the eleventh-best dual-threat QB recruit in the country by Rivals.com ... Ranked as a four-star recruit and the No. 22 quarterback nationally by Scout.com ... Won 2010 Class 8A Illinois State Championship as a sophomore ... Three time CSL Conference Champions ... Compiled 33-4 record in 3 years playing varsity ... Earned letters in football, basketball, and track ... Compiled 9,750 career passing yards, 85 passing TD's, 2,040 career rushing yards, 43 rushing TD's, 128 total TD's, and had a 65.3% completion percentage ... Earned 2010 All-State Honors from *Chicago Tribune* ... Awarded 2010-2012 CSL All-Conference and All-Area ... Named 2011-2012 CSL Conference Player of the Year on offense ... Named 2012 Offensive Player of the Year in State of Illinois ... Listed on 2012 All-State Team by *Chicago Tribune* and Illinois Coaches Association ... Competed in Semper Fi All-American Game ... Named to 2010 and 2012 Academic All-State Team ... Earned 2012 Scholar Athlete Award in CSL ... Made Dean's List all four years.

**PERSONAL**

Born Matthew James Alviti ... Son of Jim and Rose Alviti ... Anticipated major is communications.

**DAMI  
AROWOLAJU**

5-9 • 170 • Freshman  
Cornerback  
Matteson, Ill.  
Rich South

38

**HIGH SCHOOL**

Played four years of football at Rich South, earning All-Conference honorable mention as a senior ... Recorded 73 tackles, eight TFLs, five forced fumbles and two interceptions in his career ... Racked up 23 tackles on Senior Night against Moline Senior High School ... Two-sport team captain (football, wrestling) and also won three varsity letters in track and field ... Maintained a GPA of above 4.0 throughout high school, was an Illinois State Scholar and vice president of the National Honor Society.

**PERSONAL**

Born Damilola Gbenga Arowolaju in Akure, Nigeria ... Son of Samuel and Beatrice Arowolaju ... Brother Sean plays safety at the University of Illinois ... Plans to major in psychology.

**QUINN  
BAKER**

5-9 • 180 • Freshman  
Wide Receiver  
Trout Valley, Ill.  
Cary-Grove

16

**HIGH SCHOOL**

Starting quarterback at Cary-Grove High School ... Earned Fox Valley All-Conference recognition and was a first-team *Daily Herald* All-Area selection ... *Chicago Tribune* All-State special mention ... Missed three and a half games in senior season with an injury but still finished fourth in the area with 1,111 rushing yards and 16 touchdowns, also passing for another seven scores ... Team finished 13-1 in 2012, reaching Illinois 6A state finals ... Against eventual 6A state champion Prairie Ridge, accounted for three TDs (including game-winning touchdown pass on 4th-and-goal) and 152 rushing yards to hand Prairie Ridge its only loss ... Recipient of the Daily Herald Prep Excellence Award and Bruce Kay Leadership Award ... Also competed as a varsity sprinter on the track team and wrestled for one year ... Illinois State Scholar, Academic All-State and National Honor Society member ... Recognized for having the highest GPA on varsity football team.

**PERSONAL**

Born Quinn Robert Baker in Arlington Heights ... Son of Robert and Mary Ellen Baker ... Joins his older brother Hayden on the Wildcats ... Uncle, John Marchese, played football at Iowa (1982-85) and cousin plays football at Maryland ... Quinn is one of only 36 student-athletes selected from across the country to participate in the NFL-Wharton Prep Leadership Program ... Chose Northwestern over Wisconsin and Indiana ... Plans to major in engineering.

**74**
**GRAHAM  
BULLMORE**

 6-7 • 275 • Freshman  
Offensive Line  
Kenosha, Wis.  
Bradford

**HIGH SCHOOL**

Three-year letterwinner in football, earning first-team All-Conference and All-Region honors ... Honorable mention All-State performer ... Named to the All-Area first team for offense by *Milwaukee Journal Sentinel* ... Helped Bradford claim 2011 Division 1 Wisconsin State Championship with 14-0 record ... Also a four-year letterwinner in track for shotput and discus ... Earned SEC Athlete Award ... In the classroom, was an AP Scholar and honor roll student, graduating seventh in a class of over 500 students.

**PERSONAL**

Born Graham Michael Bullmore ... Son of Michael and Beverly Bullmore ... Father earned PhD in Rhetorical History and Criticism from NU.

**79**
**SAM  
COVERDALE**

 6-6 • 265 • Freshman  
Offensive Tackle  
Chagrin Falls, Ohio  
Kenston

**HIGH SCHOOL**

Ranked the No. 50 overall tackle prospect nationally by Scout.com and No. 56 by Rivals.com ... Named to Division II All-Ohio First Team ... Earned first-team All-Conference honors in the Chagrin Valley Conference ... Named to All-District First Team ... Voted as the teams' best offensive lineman ... Helped lead Kenston Bombers to their first playoff win in 17 years ... Invited to compete in the North/South Ohio All-Star game ... Played football and basketball all four years and was a team captain in both sports ... Competed on the track team for two seasons ... Recipient of the West Point Leadership Award ... Honor Roll student and member of the National Honors Society.

**PERSONAL**

Born Samuel Howard Coverdale ... Son of Tate and Keira Coverdale ... Both parents were student-athletes at Vanderbilt—father played golf and mother played soccer ... Plans to major in engineering.

**81**
**TOM  
FUESSEL**

 6-4 • 185 • Freshman  
Wide Receiver  
Mokena, Ill.  
Lincoln-Way East

**HIGH SCHOOL**

As a senior, accumulated 1,522 rushing yards with 8.4-yard average and 1,123 passing yards ... Named to Illinois High School Coaches Association All-State First Team ... Earned All-State First Team according to *Chicago Tribune* and *Chicago Sun-Times* ... Named to EdgyTim/Rivals All-State First Team and SWSN All-State First Team ... ESPN/Nike highest scoring QB in the nation ... First-team All-Area according to Joliet Herald and Southtown Star ... Lincoln-Way East's all time leading rusher ... Team was state runner-up in 2012 after 13-1 season and was ranked No. 1 by MaxPreps after regular season ... Also played baseball for four years ... Honor Roll Student and Scholar-Athlete Award recipient in 2012 season.

**PERSONAL**

Born Thomas John Fuessel III ... Son of Tom and Eileen Fuessel ... Major is undecided.

**87**
**MARK  
GOROGIANIS**

 6-0 • 180 • Freshman  
Wide Receiver  
Lombard, Ill.  
Montini Catholic

**HIGH SCHOOL**

Played for four seasons as a quarterback and wide receiver at Montini Catholic ... Received All-State special mention honors in Illinois as a senior and was All-Suburban Catholic League ... Named a *Chicago Tribune* Athlete of the Week ... Once rushed for 240 yards and five touchdowns on only eight carries ... Part of four Illinois 5A state championship-winning teams ... Named Academic All-State, an Illinois State Scholar and was a member of the National Honor Society.

**PERSONAL**

Born Mark Christopher Gorogianis in Lombard, Ill. ... Son of Mark and Kathy Gorogianis ... High school teammate of NU's Doug Diedrick and competed against NU quarterback Matt Alviti ... Plans to major in economics.

**ZACK  
GURITZ**

6-3 • 285 • Freshman  
Offensive Line  
Darien, Ill.  
Hinsdale South

60

**HIGH SCHOOL**

Two-time All-Conference and All-Area selection ... Earned All-Dupage County honors from the *Daily Herald* ... In 2011, helped program to first winning season since 2005 ... Three-year varsity starter ... Invited to play in ICA Shriner's All-Star Game... Earned school's Sportsmanship Award ... Captain of football and track and field teams ... Three-year letterwinner in track and field, earning All-Area honors for the discus ... AP Scholar ... Student Class Secretary ... National Honor Society member ... Earned Dean's List honors all four years and was both an Academic All-Conference and All-State honoree.

**PERSONAL**

Born Zachary Jordan Guritz ... Son of Matthew and Rita Guritz ... Great grandfather, Don Guritz, was a three-year starter for Northwestern (class of 1940) and 99th pick in the NFL draft by the Green Bay Packers ... Plans to major in engineering.

**MATTHEW  
HARRIS**

5-11 • 180 • Freshman  
Defensive Back  
La Grange Highlands, Ill.  
Lyons

27

**HIGH SCHOOL**

Rated as the No. 22 overall recruit in the state of Illinois by Rivals.com ... Ranked as the No. 85 WR recruit nationally by Scout.com ... Played three years of varsity football for Lyons, twice earning first-team All-State honors ... All-Area MVP ... Three-time All-West Suburban Silver Conference ... Helped Lyons reach state quarterfinals in three straight seasons ... Also a four-year letterwinner in track and field, placing second in Illinois 3A in long jump ... Team captain in both football and track and field.

**PERSONAL**

Born Matthew Lewis Narvell Harris ... Son of Tina Harris and the late Russell Harris Sr. ... Major is undecided.

**GODWIN  
IGWEBUIKE**

6-0 • 190 • Freshman  
Defensive Back  
Pickerington, Ohio  
Pickerington North

28

**HIGH SCHOOL**

Ranked as a four-star recruit and the No. 22 safety prospect by Scout.com ... Rated as the No. 39 'athlete' nationally by Rivals.com ... Selected as the 2012 Collegiate Sports of America PrepStar Player of the Year for Central Ohio ... Finalist for Mr. Football award in talent-rich Ohio ... Named AP first-team All-Ohio, *Columbus Dispatch* All-Metro Offensive Player of the Year ... First-team OCC-Ohio Division ... Led Pickerington to a 12-2 record, a Regional 3 DI championship and an appearance in the state semifinals ... Racked up 1,985 rushing yards as a senior with 29 touchdowns and 15 catches for 179 yards ... Defensively, recorded five interceptions—including one pick-six—to go with 79 tackles and two forced fumbles.

**PERSONAL**

Born Godwin Igwebuike ... Son of Leo and Ebony Igwebuike ... Major is undecided.

**COLE  
JOHNSON**

6-1 • 200 • Freshman  
Defensive Back  
Avon, Ind.  
Avon

43

**HIGH SCHOOL**

Four-year letterwinner at Avon High School, playing both quarterback and defensive back ... As a senior in 2012, threw for nearly 1,200 yards and 16 touchdowns and ran for 273 yards ... Named to the All-County team and honorable mention All-Hoosier Crossroads Conference ... National Football Foundation Scholar-Athlete and Indiana Football Coaches Academic All-State honoree ... Team captain in football and baseball and recipient of Mental Attitude Award in both sports ... Owns the school record for most triples in a season ... National Honor Society member, class vice president and recipient of President's Award for Academic Excellence.

**PERSONAL**

Born Cole Christian Johnson in Indianapolis ... Son of Reed and Shana Johnson ... Father played quarterback and baseball at the University of Evansville ... Plans to study pre-med at Northwestern.





## ERIC JORASKIE

6-4 • 260 • Freshman  
Defensive Line  
Mount Carmel, Pa.  
Mount Carmel

95



## TYLER LANCASTER

6-4 • 260 • Freshman  
Defensive Line  
Romeoville, Ill.  
Plainfield East

67



### HIGH SCHOOL

Ranked as the No. 73 defensive tackle prospect in the country by Scout.com and the No. 29 defensive tackle from Pennsylvania by Rivals.com ... Versatile performer for Mount Carmel, playing multiple positions on the offensive and defensive lines while seeing time at tight end, fullback and H-back ... Over his junior and senior seasons, recorded 141 tackles (46 TFLs), 14.5 sacks and 23 QB hurries ... As a senior, caught nine passes for 146 yards and two touchdowns while recording 13 rushes ... Two-time first-team AP All-State selection in the AA division (D-line) ... Heartland Conference All-Star team selection ... News-Item Defensive Player of the Year in 2012 and a first-team All-Area choice ... Named Defensive Lineman of the Year by Press Enterprise ... Named to WNEP Super 16 Dream Team and chosen to participate in Pennsylvania Big 33 all-star game ... Team won a district championship (12-2) in 2011 and was runner-up in 2012 ... Also was a district medalist in the discus, and as a swimmer was a two-time district qualifier in the butterfly ... Member of the National Honor Society and a distinguished honor roll student throughout his career.

### PERSONAL

Born Eric Michael Joraskie ... Son of Nancy and William Joraskie Jr. ... Held lead roles in high school musical productions of "Grease" and "Godspell" ... Major is undecided.

## BLAKE KING

6-3 • 250 • Freshman  
Offensive Line  
Shorewood, Ill.  
Minooka

64



## WARREN LONG

6-0 • 180 • Freshman  
Running Back  
Union City, Calif.  
James Logan

34



### HIGH SCHOOL

Ranked as the No. 6 center prospect nationally by Rivals.com, and No. 10 by Scout.com ... Rated as the No. 15 overall recruit from Illinois by Rivals.com ... Named All-Area team by *Herald News* ... Named first-team All-State by Chicago Tribune ... Competed in Offense-Defense All-American Bowl ... Named 2012 Offense-Defense Scholar-Athlete of the Year by All-American Bowl ... Did not surrender a sack in three years of varsity football ... Academic All-State honoree ... Honor Roll student and member of the National Honor Society.

### PERSONAL

Born Tyler Coatney Lancaster ... Son of Brad and Bonnie Lancaster ... Plans to major in engineering.

### HIGH SCHOOL

Named 2012 Northern California Player of the Year by *San Francisco Chronicle*, *Tri City Voice* and NorCal Preps ... Ranked as the No. 52 RB recruit nationally by Rivals.com, and No. 91 by Scout.com ... Team MVP ... Racked up 400 rushing yards in James Logan's second-round NCS playoff game against Freedom High defense ... Part of the first Logan team to go to NCS championship since 1998 ... Also ran track in high school ... Principal's Honor Roll student.

### PERSONAL

Born Warren Miles Long ... Son of Warren Long and Jose Valdez-Long.

### HIGH SCHOOL

Recognized as a second-team All-State performer by *Chicago Tribune* and first-team All-Area by *Joliet Herald News* ... Rated as the No. 32 overall prospect in the state of Illinois by Rivals.com ... Ranked as the No. 62 offensive guard nationally by Scout.com ... First-team All-Conference ... Named to CSN Chicago's 2013 Top 30 ... Helped lead team to state quarterfinals in 2010 and a return trip to the playoffs in 2011 ... Team captain ... Honor Roll student for all four years ... Also wrestled and competed in track and field for Minooka.

### PERSONAL

Born Blake Patrick King ... Son of Patrick and Paula King ... Uncle played fullback for Michigan.



## NORTHWESTERN PLAYER BIOS

VISIT NUSPORTS.COM FOR COMPLETE PLAYER BIOGRAPHIES

### MARCUS McSHEPARD

5-11 • 185 • Freshman  
Cornerback  
University Heights, Ohio  
Cleveland Heights

31



#### HIGH SCHOOL

Ranked as the No. 69 cornerback recruit nationally by Rivals.com, and the No. 50 recruit overall from Ohio ... Rated as the No. 119 cornerback prospect by Scout.com ... Earned honorable mention All-State honors in Division I and was an All-Area selection by the *Sun Press* ... Named Cleveland Heights' defensive MVP in 2012 with 56 tackles, eight interceptions and six defensive touchdowns ... Also had 751 kickoff return yards and one kick return for TD ... Led the Tigers to first playoff appearance in school history ... Also a sprinter for Cleveland Heights track team, owning the school record in the 60-meter dash ... Won a national championship in the 4x100 (39.9) competing for the Cleveland Express Track Club ... Member of National Honor Society and an honor roll student for six straight years.

#### PERSONAL

Born Marcus A. McShepard ... Son of Maurice and Lisa Board-McShepard ... Attended same high school that produced NU and NFL defensive line great Barry Cofield ... Plans to major in mechanical engineering.

### XAVIER MENIFIELD

5-10 • 190 • Freshman  
Running Back  
Valencia, Calif.  
Sierra Canyon

29



#### HIGH SCHOOL

Ranked as the No. 105 RB recruit in the country by Scout.com ... Named Sierra Canyon's Offensive MVP in three different seasons (2009, 2011-12) ... Three-time first-team All-Alpha League selection, earning 2012 Alpha League Player of the Year honors as a senior ... Named to the All-CIF Southern Section East Valley Division Calpreps All-State Team ... Played in *Daily News* Area All-Star game and Prepstar All-Star game ... In 2011, helped Sierra Canyon to a 15-0 record and a Division IV state championship ... Also lettered four years in track and field and participated in the Junior Olympics in the long jump and 4x100 relay ... Honor roll student ... Earned CIF Southern Section Academics/Integrity/Athletics award.

#### PERSONAL

Born Xavier Robert Menifield ... Son of Robert and Annette Menifield ... Father played offensive guard at UCLA ... Majoring in economics.

### HUNTER NISWANDER

6-5 • 210 • Freshman  
Punter/Place-kicker  
Peninsula, Ohio  
Woodridge

32



#### HIGH SCHOOL

Rated as the No. 12 place-kicking prospect in the nation by Scout.com ... Named first-team All-Ohio Division III by the AP ... NUC All-American game invitee ... Played and served as captain in the Thanksgiving All-Star game for North Ohio ... Named to All-Area All-Star Team by the Akron Beacon Journal ... As a freshman, kicked 35-yard field goal into driving sleet to win game and send team to the state playoffs for the first time in school history ... Broke state record for most consecutive made PATs at 111 in 2012 ... Owns the longest made field goal in school history (53 yards) ... Also lettered three years in soccer and two in basketball ... Honor Roll student.

#### PERSONAL

Born James Hunter Niswander ... Son of Scott and Andree Niswander ... Majoring in engineering.

### BRAD NORTH

6-2 • 280 • Freshman  
Offensive Line  
Allen, Texas.  
Allen

69



#### HIGH SCHOOL

Ranked as the No. 9 center prospect in the country by Rivals.com, and No. 13 by Scout.com ... Rated as the No. 95 overall recruit from talent-rich Texas ... Earned second-team All-State honors in 2012 and was a two-time all-county and all-district performer ... Ranked No. 3 in Dave Campbell's Top 10 Texas Offensive Lineman and No. 55 in Texas Top 100 ... MVP at Nike Football Training Camp (March, 2012) ... Won two bidistrict championships and a 5A Division I state championship, the second title in school history ... Team captain ... Also a three-year letterwinner in shotput ... Honorable Mention Academic All-State and a member of the National Honor Society ... Recipient of President's Scholar and Eagle Scholar Award.

#### PERSONAL

Born Bradley Addison North ... Son of Ron and Kristen Kinnard ... Attended same high school as J.D. Walton, center for the Denver Broncos ... Competed alongside fellow signee Tyler Lancaster in the Offense-Defense All-American Bowl ... Interested in studying history and education.

## TOMMY ODELL

48

5-11 • 185 • Freshman  
Defensive Back  
River Forest, Ill.  
Oak Park-River Forest



### HIGH SCHOOL

Played four seasons at Oak Park-River Forest as a quarterback, wide receiver, defensive back and line backer ... Team captain ... Named All-West Suburban Silver honoree ... Helped his team to its first playoff win in 20 years, a win over Hinsdale Central ... Academic All-Conference ... Class valedictorian.

### PERSONAL

Born Thomas Michael Odell in River Forest, Ill. ... Son of Timothy and Kelly Odell ... Father and uncle each played in the NFL for two seasons ... Plans to major in engineering.

## KYLE QUIERO

21

6-3 • 190 • Freshman  
Defensive Back  
Verona, N.J.  
Bergen Catholic



### HIGH SCHOOL

Ranked the No. 53 athlete recruit in the country by Rivals.com ... Rated as the No. 17 prospect overall coming out of New Jersey ... Ranked the No. 57 safety recruit nationally by Scout.com ... Named to the MSG Varsity All-State & All Metro Team ... Recorded eight tackles and two interceptions for a combined 61 yards in a single game ... Played in the State Championship game three consecutive years ... Achieved academic First Honors ... Also named All-County triple jumper and high jumper ... Also lettered twice as a guard on the Crusader's basketball team.

### PERSONAL

Born Kyle Christian Queiro ... Son of Henry and Kim Queiro ... Joins former high school teammate Cameron Dickerson on the NU roster ... Majoring in business and economics.

## JAYME TAYLOR

88

6-4 • 225 • Freshman  
Superback  
Valencia, Calif.  
Sierra Canyon



### HIGH SCHOOL

Ranked the No. 60 tight end prospect in the country by Scout.com ... Played both wide receiver and quarterback during his three years of varsity football ... As a senior, totaled 334 yards receiving (23 catches) and 341 yards passing, earning first-team all-district and all-county honors ... 2012 Class 5A Region 2 Elite Team (first-team offense) ... Named the *Vype Magazine* All-Greater Houston tight end ... Helped team to a 2010 district championship with 140 yards receiving on eight catches ... In 2011, key part of The Woodlands team that won a Region 2 5A championship, collecting 422 yards on 33 receptions with two touchdowns ... Team captain in football ... Also played three years of varsity basketball and helped team to a 32-4 record and regional semifinal appearance as a sophomore ... Member of Principal's Leadership Council in his senior year and was a Texas Boys State attendee ... Also a member of the National Charity Roundtable all four years of high school.

### PERSONAL

Born Jayme Ross Taylor ... Son of Rob and Terri Taylor ... Plans to study business at Northwestern.

## ANTHONY WALKER

18

6-2 • 210 • Freshman  
Linebacker  
Miami Gardens, Fla.  
Monsignor Pace



### HIGH SCHOOL

Played linebacker, wide receiver and defensive back in three years of varsity action ... Recorded 200 career tackles, eight interceptions, six fumble recoveries and five forced fumbles on defense ... Also averaged 14.0 yards per catch as wide receiver and had four TD receptions ... Two-time all-state honoree, earning first-team honors in 2012, and twice earned first-team all-conference distinction ... Competed in 2012 Nike Dade vs. Florida game ... Member of National Honor Society.

### PERSONAL

Born Anthony Laron Walker Jr. ... Son of Anthony Walker Sr. and Michelle Daniels ... Plans to study economics.



**BRETT  
WALSH**

6-1 • 205 • Freshman  
Linebacker  
Monrovia, Calif.  
Monrovia

56

**HIGH SCHOOL**

Played linebacker, tight end and long snapper in three years of varsity action ... Won three straight CIF (conference) championships ... Compiled 417 tackles, 11 sacks, three interceptions and eight forced fumbles ... Averaged 25.3 tackles per game senior year ... Named to MaxPreps All-State team junior and senior year ... Earned Defensive MVP honors from RIO HONDO League and CIF ... Named to All-Area Team and the Defensive MVP by Pasadena Star News ... Ranked on ESPN Southern California First Team ... Played in 2013 West Coast Bowl ... Also lettered in track, specializing in the 400-meter dash ... Two-time Student-Athlete of the Year at Monrovia.

**PERSONAL**

Born Russell Brett Walsh ... Son of Russell Walsh and Serena Snyder ... Plans to study engineering at Northwestern.

**KEITH  
WATKINS**

6-0 • 180 • Freshman  
Running Back  
Cincinnati, Ohio  
Moeller

3

**HIGH SCHOOL**

Rated as the No. 34 RB prospect in the country by Rivals.com ... Ranked the No. 56 RB recruit by Scout.com ... Rated as the No. 24 overall recruit to come out of Ohio by Rivals.com ... Played four years of varsity football at Moeller, collecting 2,149 rushing yards, 28 career touchdowns—second-most in Moeller history—and averaging 6.9 yards per carry ... Also averaged 11.9 yards per reception on 42 career catches ... Named first-team All-Tri-State and was the *Cincinnati Enquirer* Co-Player of the Year ... Greater Catholic League (GCL) Player of the Year and first-team All-GCL on offense ... Team captain of 2012 state championship-winning squad ... Game highlights include 175 yards and three touchdowns on six carries in the first half alone against Lakota East, and 224 rushing yards on 22 carries with two TDs vs. LaSalle ... Competed in the Ohio North vs. South Invite ... Ranks second all-time at Moeller in career touchdowns and fifth in career rushing yards ... Also a four-year letterwinner in basketball and a member of the Cincinnati Lakers club team for eight seasons, winning three state championships with the program.

**PERSONAL**

Born Keith A. Watkins II ... Son of Keith and Kathryn Watkins ... Attended same high school as former Major League Baseball stars Ken Griffey Jr. and Barry Larkin ... Interested in studying dentistry at Northwestern.

**MACAN  
WILSON**

6-0 • 185 • Freshman  
Wide Receiver  
Houston, Texas  
Kinkaid

84

**HIGH SCHOOL**

Ranked the No. 181 wide receiver recruit in the country by Scout.com ... Recognized as Houston Touchdown Club Ironman Player of the Year in 2012 ... Named to the *Houston Chronicle* first-team All-Greater Houston, and first-team All-Greater Houston Private Schools, in 2012 ... Earned three straight first-team All-State honors (2010-12) ... Rated in the ESPN Top 150 WRs rankings ... Recognized by Texas Football Magazine as a Top 30 WR in 2012 ... Southwest Preparatory Conference Offensive MVP in 2012 ... Kinkaid's all-time career receiving leader with over 4,000 yards and 71 touchdowns ... Owns school records for longest kickoff return for a touchdown (102 yds) and longest touchdown run (97 yds) ... Invited to compete for Team USA in 2013 International Bowl ... Helped lead Kinkaid Falcons to two state championships (2010, 2011) ... Earned four varsity letters and was team captain for both the football and baseball teams ... Kinkaid's all-time home run leader ... Named as an Under Armour Pre-Season All-American for baseball in 2013 ... Three-time first-team All-State baseball player (2010, 2011, 2012) ... Four-year member of Student Governing Council.

**PERSONAL**

Born Macan Fitzgerald Wilson ... Son of Lisa and Storm Wilson ... Interested in majoring in engineering.



# HEAD COACH PAT FITZGERALD

Already the second-longest tenured Big Ten head coach at the age of 38, Pat Fitzgerald's seven seasons at the helm of Northwestern have been spent building upon the tradition he helped establish as a Hall-of-Fame linebacker for the Wildcats in the mid-1990's. Characterized by his motivational skills, enthusiasm and passion for all things Northwestern, Fitzgerald has shaped Chicago's Big Ten Team into one that consistently achieves excellence in all three phases of the student-athlete experience: academics, athletics and community outreach.

Taking over as head coach in 2006 after the sudden passing of his friend and mentor, Randy Walker, Fitzgerald provided leadership and stability in a trying time and has continued Walker's legacy of producing winning football teams while preparing young men for long-term success in life.

Since 2008, Fitzgerald has guided the Wildcats to five consecutive bowl berths, most recently in 2012 when NU capped a tremendous 10-win season with a landmark victory over Mississippi State in the TaxSlayer.com Gator Bowl. The 2012 'Cats, who played in a New Year's Day bowl game for the third time in five years, earned a No. 17 year-end ranking in the USA Today/Coaches Poll, the best positioning for any Big Ten team.

The last four senior classes to graduate from the Northwestern football program have set or tied the school record for most career wins by a five-year

senior class, with the 2012 group going out as the winningest NU senior class in history with 40 victories to its credit. Likewise, Fitzgerald's Gator Bowl victory on Jan. 1, 2013, marked the 50th of his career, officially making him the winningest head coach in Northwestern Football history.

Away from the gridiron, Fitzgerald's players have achieved at the highest levels in the classroom, last fall placing 34 players on the Academic

All-Big Ten team and collecting top national honors in the AFCA Academic Achievement Award for the seventh time since 1998.

Additionally, Fitzgerald's program ranked first among all FBS programs in the recently released multi-year Academic Progress Rating (APR), posting a score of 995 out of a possible 1,000 in the measure of player retention and eligibility.

NU also goes to great lengths to make a difference in the community. Fitzgerald, his family and his players partake in countless charitable events, including NU's annual campus-wide Dance Marathon. 2009 graduate Eric Peterman received the National ARA Sportsmanship Award for his off-the-field efforts while a Wildcat also has been selected to the prestigious Allstate AFCA Good Works Team® in six of the last seven years (only 11 players from FBS football claim the honor each season). Each year, the Wildcats impact their communities through weekly hospital and elementary school visits as well as volunteer efforts with Special Olympics, Misericordia and the NU chapter of Uplifting Athletes, among countless other organizations.







In addition to his January 2009 appointment to the Illinois Reform Commission, Fitzgerald was named to the AFCA's Ethics Committee, beginning his term in the fall of 2009. Fitzgerald also is dedicated to helping improve youth football safety as a member of USA Football's Tackle Advisory Committee, which works diligently to provide a safe experience for the nearly three million children who are playing the game of football. In 2012, Fitzgerald announced his involvement with the Positive Coaching Alliance, a national non-profit dedicated to fostering environments where youth and high school athletes can enjoy a positive, character-building youth sports experience.

As a player in 1995, Fitzgerald was the leader of a suffocating Wildcats defensive unit that led the nation in scoring defense and anchored NU's storybook run to the Big Ten championship and Rose Bowl. He capped the year by winning both the Nagurski and Bednarik Awards as the nation's top defensive player and also was the Big Ten, Chevrolet and Sports Illustrated Defensive Player of the Year. Fitzgerald accomplished all of this despite suffering a broken leg in the penultimate regular-season game.

Fitzgerald recovered from that injury and in 1996 he again led the Wildcats to a share of the Big Ten title. He repeated as recipient of the Nagurski and Bednarik Awards, becoming the first two-time winner of both honors and laying the groundwork for his selection in 2008 to the College Football Hall of Fame. A two-time first-team All-American, Fitzgerald started 23 career games and totaled 299 tackles, including 20 for loss. He also forced five fumbles and intercepted three passes.

Fitzgerald was inducted into Northwestern's Athletic Hall of Fame in 2003 and five years later received the call informing him that he would earn enshrinement in the National Football Foundation's College Football Hall of Fame in South Bend.

"I'm truly honored and humbled with this incredible honor," Fitzgerald said at the time of his induction. "This achievement speaks to the success of our teams that won Big Ten championships in 1995 and 1996. My teammates are as much a part of this as I am."

Prior to his return to Northwestern, Fitzgerald was a defensive graduate assistant at Maryland (1998) and Colorado (1999) before taking his first full-time position at Idaho in 2000.

In 2001, esteemed NU head coach Randy Walker brought Fitzgerald back to Evanston, hiring him to coach the defensive secondary and eventually tabbing him the 'Cats' recruiting coordinator. Named one of college football's top recruiters by SI.com in 2005, Fitzgerald mentored two-time All-Big Ten linebacker and former St. Louis Ram Tim McGarigle, the all-time leading tackler in NCAA history.

Fitzgerald remained an assistant coach before being named Northwestern's 29th head coach on July 7, 2006 under the most difficult of circumstances, succeeding Walker after his sudden passing on June 29, 2006. Fitzgerald remained the youngest head football coach among Football Bowl Subdivision schools until Lane Kiffin was hired by Tennessee on Dec. 1, 2008.

In May of 2011, NU Director of Athletics Jim Phillips announced that Fitzgerald and the school agreed to a new 10-year deal that will keep him on the Northwestern sidelines through 2020. The 10-year deal is unprecedented in Northwestern Athletics history.

"I'm humbled and appreciative of the commitment shown by Northwestern" said Fitzgerald. "With this support from our administration, our coaches and players expect to compete for championships."

The program has steadily gained momentum in the six years since Fitzgerald took over as head coach, starting with a challenging 4-8 campaign in 2006, when just weeks before the season began, Walker's death rocked the NU football program. In 2007, the Wildcats achieved bowl-eligibility with a 6-6 mark but did not play in a postseason game due to a lack of bowl slots for Big Ten teams. The 2007 Wildcats boasted a prolific offense that has become synonymous with NU teams of late, leading the Big Ten in regular-season total offense.

In 2008, a dramatically improved defense and strong special teams play led the 'Cats to a nine-win season and a berth in the Valero Alamo Bowl against Missouri, their first postseason appearance since taking on UCLA in the 2005 Sun Bowl. Northwestern touted the nation's fifth-most improved scoring defense and the Wildcats set a single-season school mark for rushing defense (126.4 ypg), breaking the mark that Fitzgerald and his teammates established in 1995. NU's 5-0 season start in 2008 was its best since the 1962

## FITZGERALD AT-A-GLANCE

<b>Born</b>	December 2, 1974
<b>Alma Mater</b>	Northwestern University, 1997
<b>Degrees</b>	Bachelor's Degree <b>Organizational Studies</b>
<b>Playing Experience</b>	Linebacker, Northwestern, 1993-96
<b>Coaching Experience</b>	Maryland, 1998 <b>Defensive Graduate Assistant</b> Colorado, 1999 <b>Defensive Graduate Assistant</b> Idaho, 2000 <b>Linebackers/Special Teams</b> Northwestern, 2001 <b>Defensive Backs</b> Northwestern, 2002-03 <b>Linebackers</b> Northwestern, 2004-05 <b>Linebackers/Recruiting Coordinator</b> Northwestern, 2006-present <b>Head Coach</b>
<b>Family</b>	Wife; Stacy; Sons, Jack, Ryan and Brendan

campaign, when the Wildcats were 6-0 and ranked No. 1 in the nation. For his efforts, Fitzgerald was named the 2008 Big Ten Coach of the Year by the Touchdown Club of Columbus, a semifinalist for the George Munger Coach of the Year Award and a finalist for the Liberty Mutual Coach of the Year Award.

In 2009, the Wildcats returned to a New Year's Day Bowl game, their first since Fitzgerald was a student-athlete playing Tennessee in the 1997 Citrus Bowl. Fitzgerald's 2009 club was, perhaps, one of the most resilient teams in recent memory, overcoming a number of injuries (especially on defense) and some difficult defeats, only to finish with a "November to remember." The Wildcats opened the month by knocking off unbeaten Iowa, which at the time was ranked No. 4 in the BCS. NU then went to Illinois and defeated its in-state rival before returning home to edge No. 16 (BCS) Wisconsin in the regular-season finale.

The strong finish made the Wildcats a "wanted" bowl team and they landed a berth in the Outback Bowl on Jan. 1. In that game, Northwestern played with the "heart of a Wildcat," overcoming a number of double-digit deficits only to fall 38-35 in overtime to Auburn. That game was widely recognized as the best bowl game of 2009-10, and one of the all-time most exciting postseason games.

In 2010, Northwestern raced to another 5-0 start before beating nationally ranked Iowa on Nov. 13 to move to 7-3 and climb back into the top-25. A season-ending injury to first-team All-Big Ten quarterback Dan Persa, however, slowed the 'Cats' ascent in the national rankings and NU closed the season with a 7-6 mark. Still, NU's third straight winning season under Fitzgerald was capped with yet another New Year's Day bowl berth, a bid to the inaugural TicketCity Bowl at the famed Cotton Bowl in Dallas.

Another strong finish to the schedule (four wins in their final five games) rendered the 2011 Wildcats bowl-eligible for a fifth straight year. The stretch was highlighted by a 28-25 upset of No. 9 Nebraska in Lincoln, which helped position NU for an eventual berth in the Meineke Car Care Bowl of Texas at Reliant Stadium, home of the NFL's Houston Texans.

A graduate of Orland Park's (Ill.) Carl Sandburg High School and a 2003 inductee to the Northwestern Athletics Hall of Fame, Fitzgerald resides in Northfield with his wife, Stacy, and three sons, Jack, born in November 2004, Ryan, born in September 2006, and Brendan, born in February 2009.





## JERRY BROWN

21st Season  
Assistant Head Coach  
Defensive Backs Coach



**J**erry Brown, the dean of the Wildcat coaching staff and a Northwestern alum, is in his 21st season with Northwestern. In January 2002, Brown was named assistant head coach. He also coaches the Wildcats' defensive backs after serving as the defensive coordinator from 1999 to 2001. Including his playing days, Brown has a hand in 137 wins at Northwestern, more than 27 percent of the school's all-time total.

In 2012, the Wildcats secondary was again a source of strength despite its relative youth. Sophomore safety Ibraheim Campbell excelled in his second year as a starter with 12 pass breakups, two forced fumbles

and two interceptions. Campbell earned consensus honorable mention All-Big Ten recognition.

The Wildcat secondary delivered a strong performance in NU's landmark victory in the Taxslayer.com Gator Bowl. Campbell recorded his fourth career interception on a sideline pass from Mississippi State quarterback Tyler Russell and VanHoose stepped in front of a dying quail of a pass for his third interception of his redshirt freshman season before returning it for 39 yards.

Brown's secondary was part of a Northwestern defense that recorded 13 total interceptions and helped NU lead the Big Ten in turnover margin for the season (+13).

### BROWN'S BOWL EXPERIENCE

- 1996 Rose Bowl (NU)
- 1997 Citrus Bowl (NU)
- 2000 Alamo Bowl (NU)
- 2003 Motor City Bowl (NU)
- 2005 Sun Bowl (NU)
- 2008 Alamo Bowl (NU)
- 2010 Outback Bowl (NU)
- 2011 TicketCity Bowl (NU)
- 2011 Meineke Car Care Bowl (NU)
- 2013 TaxSlayer.com Gator Bowl (NU)



## MIKE HANKWITZ

Sixth Season  
Defensive Coordinator  
Michigan, 1970



**A** veteran of 27 bowl games and eight different BCS programs, Mike Hankwitz is in his sixth season as NU's defensive coordinator.

Last season, Hankwitz oversaw a defense that was vastly improved from a year ago, ranking No. 3 in the Big Ten in rushing defense and holding eight of NU's 13 opponents to 20 points or fewer. The 'Cats thrived at creating timely turnovers, with NU leading the Big Ten in turnover margin (+13) and tied for second in the nation in fumbles recovered (16).

Hankwitz' unit also made its mark with late-game stands in 2012, preventing possible go-ahead, fourth-quarter drives by its opponent

against Syracuse, Vanderbilt, Boston College, Minnesota, Michigan State and Mississippi State. The road win over the Spartans also featured a pair of goalline stands to help preserve a 23-20 Wildcats victory.

After the season, five NU players from the defensive side of the ball were named honorable mention All-Big Ten, including all three starting linebackers.

### HANKWITZ'S BOWL EXPERIENCE

- 1971 Rose Bowl (Michigan)
- 1978 Peach Bowl (Purdue)
- 1979 Bluebonnet Bowl (Purdue)
- 1980 Liberty Bowl (Purdue)
- 1985 Freedom Bowl (Colorado)
- 1986 Bluebonnet Bowl (Colorado)
- 1988 Freedom Bowl (Colorado)
- 1989 Orange Bowl (Colorado)
- 1990 Orange Bowl (Colorado)
- 1991 Blockbuster Bowl (Colorado)
- 1992 Fiesta Bowl (Colorado)
- 1993 Aloha Bowl (Colorado)
- 1994 Fiesta Bowl (Colorado)
- 1995 Aloha Bowl (Kansas)
- 1997 Cotton Bowl (Texas A&M)
- 1998 Sugar Bowl (Texas A&M)
- 1999 Alamo Bowl (Texas A&M)
- 2000 Independence Bowl (Texas A&M)
- 2001 Galleryfurniture.com Bowl (Texas A&M)
- 2004 Houston Bowl (Colorado)
- 2005 Champs Sports Bowl (Colorado)
- 2006 Capital One Bowl (Wisconsin)
- 2007 Outback Bowl (Wisconsin)
- 2008 Alamo Bowl (NU)
- 2010 Outback Bowl (NU)
- 2011 TicketCity Bowl (NU)
- 2011 Meineke Car Care Bowl (NU)
- 2013 TaxSlayer.com Gator Bowl (NU)



## MICK McCALL

Sixth Season  
Offensive Coordinator  
Quarterbacks Coach  
Southern Colorado, 1979



**M**ick McCall is in his sixth season as Northwestern's offensive coordinator and quarterbacks coach. He began his Wildcat tenure on Jan. 17, 2008.

McCall is coming off a 2012 season in which he utilized a pair of quarterbacks with contrasting styles, with both Kain Colter and Trevor Siemian taking charge of the offense throughout the season. Colter started 12 of 13 games and posted a passer efficiency rating of 129.3 while also running for 894 yards and a team-best 12 touchdowns. Siemian, meanwhile, was a lethal pocket passer and orchestrator of the

two-minute offense, throwing for 1,312 yards and six touchdowns off the bench.

McCall also took advantage of one of the nation's most dynamic running backs, inserting Venric Mark as the team's opening-day starter and helping the junior become NU's first 1,000-yard rusher since 2006. Mark racked up eight 100-yard rushing games and 12 touchdowns, leading an NU rushing attack that ranked fourth in the Big Ten with 226.3 yards per game. McCall's offense produced 31.7 points per game and a pair of second-team All-Big Ten selections in Mark and offensive lineman Brian Mulroe.

Including Colter, McCall has mentored an All-Big Ten honoree at quarterback each of the last four years.

### McCALL'S BOWL EXPERIENCE

- 2003 Motor City Bowl (BGSU)
- 2004 GMAC Bowl (BGSU)
- 2007 GMAC Bowl (BGSU)
- 2008 Alamo Bowl (NU)
- 2010 Outback Bowl (NU)
- 2011 TicketCity Bowl (NU)
- 2011 Meineke Car Care Bowl (NU)
- 2013 TaxSlayer.com Gator Bowl (NU)



## RANDY BATES

Eighth Season  
Linebackers Coach  
Ohio State, 1983



**R**andy Bates is in his eighth season directing Northwestern's linebackers unit and his 32nd year overall in the coaching profession. Bates assumed his current role at NU after Pat Fitzgerald was named the Wildcats' head coach in July, 2006.

Bates' unit was a strength of the Wildcats 'D' throughout last season, with the three starters—senior David Nwabuisi, junior Damien Proby and sophomore Chi Chi Ariguzo—ranking as the Wildcats' top three tacklers and all three garnering honorable mention All-Big Ten accolades.

A second-year starter, Proby ranked as the team leader and was eighth in the Big Ten in tackles with 8.6 per game, while Nwabuisi and Ariguzo each accounted for numerous big plays throughout the year. Nwabuisi led NU with three interceptions—including one return for a touchdown—while Ariguzo topped the Big Ten with four fumble recoveries to go along with his team-best 10.5 tackles for loss.

The group was a key factor in Northwestern's ability to stifle the run in 2012, with the 'Cats ranking third in the Big Ten and in the top 20 nationally with 127.6 ground yards allowed per game. In all, Proby, Nwabuisi and Ariguzo combined for 22.5 TFLs, 13 pass breakups and six fumble recoveries.

### BATES' BOWL EXPERIENCE

- 2001 Humanitarian Bowl (Louisiana Tech)
- 2008 Alamo Bowl (Northwestern)
- 2010 Outback Bowl (Northwestern)
- 2011 TicketCity Bowl (Northwestern)
- 2011 Meineke Car Care Bowl (Northwestern)
- 2013 TaxSlayer.com Gator Bowl (Northwestern)



## ADAM CUSHING

10th Season  
Offensive Line Coach  
University of Chicago, 2002



**A**dam Cushing is in his 10th season on the Wildcat staff and his eighth as a full-time assistant. In February of 2009, he was promoted to offensive line coach after previously serving as the Wildcats' superbacks coach.

Cushing's unit lived up to the "Big 'Cats" moniker it adopted before the 2012 season began, consistently using its physicality, speed, stamina and experience to create opportunities for NU's playmakers. The Wildcats ranked fourth in the Big Ten in rushing yards per game and produced the program's first 1,000-yard rusher since 2006. The group

paved the way for 31 rushing touchdowns—including 14 straight early in the season—and twice was asked to run-block 60 or more times in a game (67 vs. Illinois, 60 vs. Indiana).

NU also performed well in pass protection situations, allowing the fewest sacks in the Big Ten (16 in 13 games).

The group was led by a trio of seniors in left guard Brian Mulroe, left tackle Patrick Ward and right guard Neal Deiters, with Mulroe receiving second-team All-Big Ten honors from the media and Ward taking home his first career honorable mention all-conference laurel. Cushing also mentored Brandon Vitabile to a brilliant sophomore season at center and helped sophomore Jack Konopka make a smooth transition to tackle after a year spent at superback.

### CUSHING'S BOWL EXPERIENCE

- 2005 Sun Bowl (Northwestern)
- 2008 Alamo Bowl (Northwestern)
- 2010 Outback Bowl (Northwestern)
- 2011 TicketCity Bowl (Northwestern)
- 2011 Meineke Car Care Bowl (Northwestern)
- 2013 TaxSlayer.com Gator Bowl



## BOB HEFFNER

Fifth Season  
Superbacks Coach  
Temple, 1979



**V**eteran assistant coach Bob Heffner joined Northwestern in February of 2009 as its superbacks coach and has spent the last four seasons enhancing the position's role in the Wildcats offense.

Heffner's tutelage of NU's Drake Dunsmore over his first three years on staff represented a resounding success, culminating in Dunsmore being voted the inaugural winner of the Kwalick-Clark Big Ten Tight End of the Year Award in 2011. Dunsmore, who also was a consensus first-team All-Big Ten selection, became NU's career leader for receiving yards by a tight end and graduated with 1,567 yards on 143 catches.

A year later, Heffner's guidance ensured a smooth transition to Dunsmore's replacement, which came in the form of true freshman Dan Vitale. Vitale arrived at Northwestern with the possibility of playing multiple positions but found a home in Heffner's position room and soon was making major contributions on the field for NU. He went on to start 10 games and finish fifth on the team in both receptions (28) and receiving yards (288). An ESPN.com All-Rookie Team selection, Vitale came up especially big for the 'Cats in wins at Michigan State (nine catches, 110 yards) and in the TaxSlayer.com Gator Bowl (seven catches, 82 yards).

### HEFFNER'S BOWL EXPERIENCE

- 1979 Garden State Bowl (Temple)
- 2010 Outback Bowl (Northwestern)
- 2011 TicketCity Bowl (Northwestern)
- 2011 Meineke Car Care Bowl (Northwestern)
- 2013 TaxSlayer.com Gator Bowl (Northwestern)



## MARTY LONG

Sixth Season  
Defensive Line Coach  
The Citadel, 1986



**M**arty Long is entering his sixth season at the helm of Northwestern's defensive line after coming to the Wildcats prior to the 2008 campaign.

Overseeing one of NU's most veteran position groups in 2012, Long helped his front line consistently stifle opposing rushing attacks and disrupt action in the backfield. The 'Cats ranked third in the Big Ten with 127.6 rushing yards allowed per game—one yard shy of the school record Long's unit recorded in 2008. The defensive end tandem of Tyler Scott and Quentin Williams combined for 21.0 TFL's, 13.5 sacks

and five forced fumbles, while Williams provided the exclamation point on the year with his INT return for touchdown on the third play from scrimmage at the TaxSlayer.com Gator Bowl. Senior DT Brian Arnfelt contributed 6.0 TFLs to NU's cause in his best season as a 'Cat, and sophomore Sean McEvilly grew under Long's tutelage into a starting role next to Arnfelt.

For two seasons upon his arrival in Evanston, Long mentored Wildcats standout Corey Wootton, who ranked 18th nationally in sacks per game in 2008 and is now a regular contributor for the Chicago Bears.

### LONG'S BOWL EXPERIENCE

- 1997 Insight.com Bowl (Arizona)
- 1998 Holiday Bowl (Arizona)
- 2005 Hawaii Bowl (Nevada)
- 2006 MPC Computers Bowl (Nevada)
- 2008 Alamo Bowl (Northwestern)
- 2010 Outback Bowl (Northwestern)
- 2011 TicketCity Bowl (Northwestern)
- 2011 Meineke Car Care Bowl (Northwestern)
- 2013 TaxSlayer.com Gator Bowl (Northwestern)



## MATT MacPHERSON

Ninth Season  
Running Backs Coach  
Recruiting Coordinator  
DePauw, 1999



**M**att MacPherson is in his ninth season as the Wildcats running backs coach and, in February, 2011, added the title of recruiting coordinator to his responsibilities.

Northwestern's running attack in 2012 was nothing short of a revelation, with MacPherson mentoring junior Venric Mark to 1,366 rushing yards and NU's first 1,000-yard season by an individual since Tyrell Sutton in 2006. The explosive Mark averaged 6.2 yards per carry and scored 12 touchdowns on the ground en route to earning consensus second-team All-Big Ten accolades and being named a semifinalist for

the coveted Doak Walker Award.

MacPherson also guided Mike Trumphy to a successful return from a torn ACL suffered in October, 2011, with the physical Trumphy backing up Mark to the tune of 349 yards and 4.6 yards per attempt. Senior Tyriss Jones also developed under MacPherson into a reliable short-yardage and pass-blocking back, collecting 143 yards after posting only 69 in his first three years on the field.

Collectively and along with the rushing efforts of QB Kain Colter, Northwestern ranked fourth in the Big Ten and 14th in the country with 225.5 ground yards per outing. NU ran for over 300 yards on three occasions—all three times against Big Ten defenses—including a season-best 394 yards on 58 carries against Indiana.

### MacPHERSON'S BOWL EXPERIENCE

- 2000 Alamo Bowl (Northwestern)
- 2008 Alamo Bowl (Northwestern)
- 2010 Outback Bowl (Northwestern)
- 2011 TicketCity Bowl (Northwestern)
- 2011 Meineke Car Care Bowl (Northwestern)
- 2013 TaxSlayer.com Gator Bowl (Northwestern)



## DENNIS SPRINGER

Third Season  
Wide Receivers Coach  
Butler, 1993



**D**ennis Springer is entering his third year as Northwestern's wide receivers coach after joining the program on Jan. 31, 2011. He came to NU after spending the previous three seasons at Indiana University, serving as the assistant head coach and running backs coach, as well as the Hoosiers' co-special teams coordinator.

In his first season in Evanston, Springer oversaw the continued growth of Jeremy Ebert into one of the most prolific wide receivers in the Big Ten. Ebert's 1,025 receiving yards in 2011 represent the first 1,000-yard season by a Wildcat pass-catcher since D'Wayne Bates in 1998 and

the fourth-highest single-season total in school history.

In year two, Springer continued to mentor a corps of wide receivers that was as young as it was deep and dynamic. Springer instilled a selfless attitude among the wideouts, allowing them to commit to blocking on the perimeter for the explosive running game led by Venric Mark and Kain Colter.

But the 'Cats also took plenty of shots down the field, with sophomores Tony Jones (29 receptions, 335 yards, four touchdowns) and Christian Jones (35 catches, 412 yards, two TDs) as the primary deep threats. Junior Rashad Lawrence ranked second with 34 catches, while the lone senior, Demetrius Fields, set the tone with nine catches in the season-opener and finished with 33 on the year.

### SPRINGER'S BOWL EXPERIENCE

- 1993 Las Vegas Bowl (Ball State)
- 1993 Las Vegas Bowl (Ball State)
- 2003 Motor City Bowl (Bowling Green)
- 2004 GMAC Bowl (Bowling Green)
- 2011 Meineke Car Care Bowl (Northwestern)
- 2013 TaxSlayer.com Gator Bowl (Northwestern)





# 2012 TEAM STATISTICS

Date	Opponent	Score	Overall Record	Conference Record	Time	Attend
----	-----	-----	-----	-----	----	-----
Sep 01, 2012	at Syracuse	W 42-41	1- 0- 0	0- 0- 0	4:00	37830
Sep 08, 2012	VANDERBILT	W 23-13	2- 0- 0	0- 0- 0	3:15	31644
Sep 15, 2012	BOSTON COLLEGE	W 22-13	3- 0- 0	0- 0- 0	3:19	32597
Sep 22, 2012	SOUTH DAKOTA	W 38-7	4- 0- 0	0- 0- 0	2:58	28641
* Sep 29, 2012	INDIANA	W 44-29	5- 0- 0	1- 0- 0	3:18	33129
* Oct 06, 2012	at Penn State	28-39 L	5- 1- 0	1- 1- 0	3:20	95769
* Oct 13, 2012	at Minnesota	W 21-13	6- 1- 0	2- 1- 0	3:06	49651
* Oct 20, 2012	NEBRASKA	28-29 L	6- 2- 0	2- 2- 0	3:39	47330
* Oct 27, 2012	IOWA	W 28-17	7- 2- 0	3- 2- 0	3:07	44121
* Nov 10, 2012	at Michigan	O 31-38 L	7- 3- 0	3- 3- 0	3:28	112510
* Nov 17, 2012	at Michigan State	W 23-20	8- 3- 0	4- 3- 0	3:31	75101
* Nov 24, 2012	ILLINOIS	W 50-14	9- 3- 0	5- 3- 0	3:02	32415
Jan 01, 2013	vs Mississippi State	W 34-20	10- 3- 0	5- 3- 0	3:20	48612

\* indicates conference game

Opponent	Score	-----FIRST DOWNS-----				----RUSHING----		-----PASSING-----			--TOTAL OFFENSE--	
		Total	Rush	Pass	Pen	Number-Yards		Comp-Att-Int	Yards		Plays-Yards	
-----	-----	--/--	--/--	--/--	--/--	-----/-----		-----/-----	--/--		----- / -----	
Syracuse.....	42-41	21/33	7/6	12/23	2/4	40-124 / 29-114		22-32- 0 / 45-66- 1	213/482		72-337 / 95-596	
VANDERBILT.....	23-13	23/17	15/6	6/11	2/0	46-191 / 34-101		17-31- 0 / 17-33- 0	133/217		77-324 / 67-318	
BOSTON COLLEGE.....	22-13	34/22	19/2	13/17	2/3	60-293 / 21-25		30-40- 0 / 24-44- 0	267/291		100-560 / 65-316	
SOUTH DAKOTA.....	38-7	22/13	13/4	9/9	0/0	53-277 / 23-51		12-15- 0 / 17-33- 0	131/189		68-408 / 56-240	
INDIANA.....	44-29	36/16	19/8	16/8	1/0	58-394 / 28-159		23-35- 2 / 22-39- 1	310/266		93-704 / 67-425	
Penn State.....	28-39	14/30	7/12	6/16	1/2	25-112 / 48-161		21-36- 0 / 35-51- 0	135/282		61-247 / 99-443	
Minnesota.....	21-13	13/21	8/9	2/10	3/2	34-208 / 42-158		11-17- 0 / 16-30- 1	67/169		51-275 / 72-327	
NEBRASKA.....	28-29	14/26	6/12	6/12	2/2	38-180 / 44-201		16-37- 0 / 27-39- 0	121/342		75-301 / 83-543	
IOWA.....	28-17	20/23	17/10	3/11	0/2	49-349 / 40-122		7-10- 1 / 24-38- 0	84/214		59-433 / 78-336	
Michigan.....	31-38	27/21	16/6	10/12	1/3	58-248 / 32-133		14-21- 0 / 16-30- 1	183/286		79-431 / 62-419	
Michigan State.....	23-20	17/23	3/7	12/15	2/1	27-57 / 39-122		26-43- 0 / 22-47- 2	246/297		70-303 / 86-419	
ILLINOIS.....	50-14	29/12	23/5	6/7	0/0	67-338 / 27-126		11-16- 1 / 12-18- 3	112/116		83-450 / 45-242	
Mississippi State...	34-20	19/18	8/10	10/7	1/1	40-161 / 33-186		21-36- 3 / 12-29- 4	196/106		76-357 / 62-292	
Totals.....	412-293	289/275	161/97	111/158	17/20	595-2932/440-1659		231-369- 7/289-497-13	2198/3257		964-5130/ 937-4916	

Note: Game totals are displayed in the format TEAM/OPPONENT for each category

## SEASON

## CAREER

Rushing																			
	gp	att	gain	loss	net	avg	td	lg	avg/g		gp	att	gain	loss	net	avg	td	lg	avg/g
Mark, Venric	13	226	1416	50	1366	6.0	12	80	105.1		39	249	1583	50	1533	6.2	13	80	39.3
Colter, Kain	13	169	993	102	891	5.3	12	39	68.5		29	333	1898	210	1688	5.1	23	46	58.2
Trumpy, Mike	13	76	368	19	349	4.6	3	27	26.8		27	227	1105	44	1061	4.7	8	80	39.3
Jones, Tyris	13	40	149	6	143	3.6	2	15	11.0		28	59	221	9	212	3.6	2	15	7.6
Green, Treyvon	9	22	80	7	73	3.3	1	33	8.1		22	119	448	13	435	3.7	5	33	19.8
Siemian, Trevor	13	21	78	30	48	2.3	1	14	3.7		21	26	104	37	67	2.6	1	14	3.2
Riley, Tim	12	8	39	0	39	4.9	0	12	3.2		33	8	39	0	39	4.9	0	12	1.2
Hanrahan, Tim	11	8	31	0	31	3.9	0	9	2.8		11	8	31	0	31	3.9	0	9	2.8
Jones, Tony	13	1	14	0	14	14.0	0	14	1.1		21	1	14	0	14	14.0	0	14	0.7
Diedrick, Doug	2	3	12	0	12	4.0	0	5	6.0		2	3	12	0	12	4.0	0	5	6.0
Perkins, Jordan	7	3	8	1	7	2.3	0	7	1.0		7	3	8	1	7	2.3	0	7	1.0
Vitabile, Brandon	13	0	5	0	5	0.0	0	0	0.4		26	0	5	0	5	0.0	0	0	0.2
Vitale, Dan	13	1	2	0	2	2.0	0	2	0.2		13	1	2	0	2	2.0	0	2	0.2
Cisek, Bo	11	2	0	3	-3	-1.5	0	0	-0.3		26	2	0	3	-3	-1.5	0	0	-0.1
Scott, Tyler	13	1	0	5	-5	-5.0	0	0	-0.4		37	1	0	5	-5	-5.0	0	0	-0.1
TEAM	6	14	0	40	-40	-2.9	0	0	-6.7										
Total	13	595	3195	263	2932	4.9	31	80	225.5										
Opponents	13	440	1985	326	1659	3.8	16	59	127.6										

Passing																			
	gp	effic	comp-att-int	pct	yds	td	lg	avg/g			gp	effic	comp-att-int	pct	yds	td	lg	avg/g	
Siemian, Trevor	13	116.13	128-217-3	59.0	1312	6	42	100.9			21	122.39	144-243-4	59.3	1568	9	62	74.7	
Colter, Kain	13	128.43	101-150-4	67.3	872	8	47	67.1			29	135.34	159-241-6	66.0	1583	14	81	54.6	
Oliver, Zack	4	158.80	2-2-0	100.0	14	0	13	3.5			4	158.80	2-2-0	100.0	14	0	13	3.5	
Total	13	121.36	231-369-7	62.6	2198	14	47	169.1											
Opponents	13	119.92	289-497-13	58.1	3257	18	55	250.5											

Receiving																			
	gp	no.	yds	avg	td	lg	avg/g				gp	no.	yds	avg	td	lg	avg/g		
Jones, Christian	13	35	412	11.8	2	47	31.7				26	51	607	11.9	2	47	23.3		
Lawrence, Rashad	13	34	321	9.4	0	34	24.7				39	65	702	10.8	1	50	18.0		
Fields, Demetrius	13	33	305	9.2	1	27	23.5				52	114	1203	10.6	7	50	23.1		
Jones, Tony	13	29	335	11.6	4	42	25.8				21	40	492	12.3	5	45	23.4		
Vitale, Dan	13	28	288	10.3	2	41	22.2				13	28	288	10.3	2	41	22.2		
Mark, Venric	13	20	104	5.2	1	21	8.0				39	26	151	5.8	1	21	3.9		
Colter, Kain	13	16	169	10.6	0	19	13.0				29	60	667	11.1	3	57	23.0		
Prater, Kyle	13	10	54	5.4	0	13	4.2				13	10	54	5.4	0	13	4.2		
Dickerso, Cameron	13	9	54	6.0	1	19	4.2				13	9	54	6.0	1	19	4.2		
Trumpy, Mike	13	8	56	7.0	0	16	4.3				27	28	238	8.5	0	38	8.8		
Riley, Tim	12	3	26	8.7	1	14	2.2				33	4	28	7.0	2	14	0.8		
Jensen, Mike	11	2	21	10.5	0	12	1.9				37	4	44	11.0	0	12	1.2		
Jorgensen, Paul	13	1	24	24.0	1	24	1.8				24	1	24	24.0	1	24	1.0		
Jones, Tyris	13	1	15	15.0	1	15	1.2				28	2	16	8.0	2	15	0.6		
Diedrick, Doug	2	1	13	13.0	0	13	6.5				2	1	13	13.0	0	13	6.5		
Youngblood-Ary, P.	6	1	1	1.0	0	1	0.2				6	1	1	1.0	0	1	0.2		
Total	13	231	2198	9.5	14	47	169.1												
Opponents	13	289	3257	11.3	18	55	250.5												



# INDIVIDUAL STATISTICS (2012 AND CAREER)

	SEASON							CAREER						
Total Offense	g	plays	rush	pass	total	avg/g		g	plays	rush	pass	total	avg/g	
Colter, Kain	13	319	891	872	1763	135.6		29	574	1688	1583	3271	112.8	
Mark, Venric	13	226	1366	0	1366	105.1		39	249	1533	0	1533	39.3	
Siemian, Trevor	13	238	48	1312	1360	104.6		21	269	67	1568	1635	77.9	
Trumpy, Mike	13	76	349	0	349	26.8		27	227	1061	0	1061	39.3	
Jones, Tyris	13	40	143	0	143	11.0		28	59	212	0	212	7.6	
Green, Treyvon	9	22	73	0	73	8.1		22	119	435	0	435	19.8	
Riley, Tim	12	8	39	0	39	3.2		33	8	39	0	39	1.2	
Hanrahan, Tim	11	8	31	0	31	2.8		11	8	31	0	31	2.8	
Jones, Tony	13	1	14	0	14	1.1		21	1	14	0	14	0.7	
Oliver, Zack	4	2	0	14	14	3.5		4	2	0	14	14	3.5	
Diedrick, Doug	2	3	12	0	12	6.0		2	3	12	0	12	6.0	
Perkins, Jordan	7	3	7	0	7	1.0		7	3	7	0	7	1.0	
Vitabile, Brandon	13	0	5	0	5	0.4		26	0	5	0	5	0.2	
Vitale, Dan	13	1	2	0	2	0.2		13	1	2	0	2	0.2	
Cisek, Bo	11	2	-3	0	-3	-0.3		26	2	-3	0	-3	-0.1	
Scott, Tyler	13	1	-5	0	-5	-0.4		37	1	-5	0	-5	-0.1	
TEAM	6	14	-40	0	-40	-6.7								
Total	13	964	2932	2198	5130	394.6								
Opponents	13	937	1659	3257	4916	378.2								

Scoring	td	fg	PAT				dxp	saf	pts	td	fg	PAT						dxp	saf	pts
			kick	rush	rcv	pass						kick	rush	rcv	pass					
Budzien, Jeff	-	19-20	50-50	-	-	-	-	-	107	-	25-30	101-101	-	-	-	-	-	-	176	
Mark, Venric	15	-	-	-	-	-	-	-	90	17	-	-	-	-	-	-	-	-	102	
Colter, Kain	12	-	-	-	-	-	-	-	72	26	-	-	-	-	1-1	-	-	-	156	
Jones, Tony	4	-	-	-	-	-	-	-	24	5	-	-	-	-	-	-	-	-	30	
Jones, Tyris	3	-	-	-	-	-	-	-	18	4	-	-	-	-	-	-	-	-	24	
Trumpy, Mike	3	-	-	-	-	-	-	-	18	8	-	-	-	-	-	-	-	-	48	
Vitale, Dan	2	-	-	-	-	-	-	-	12	2	-	-	-	-	-	-	-	-	12	
Jones, Christian	2	-	-	-	-	-	-	-	12	2	-	-	-	-	-	-	-	-	12	
Green, Treyvon	1	-	-	-	-	-	-	-	6	5	-	-	-	-	-	-	-	-	30	
Riley, Tim	1	-	-	-	-	-	-	-	6	2	-	-	-	-	-	-	-	-	12	
Williams, Quentin	1	-	-	-	-	-	-	-	6	1	-	-	-	-	-	-	-	-	6	
Ariguzo, Chi Chi	1	-	-	-	-	-	-	-	6	1	-	-	-	-	-	-	-	-	6	
Dickerso, Cameron	1	-	-	-	-	-	-	-	6	1	-	-	-	-	-	-	-	-	6	
Fields, Demetrius	1	-	-	-	-	-	-	-	6	7	-	-	-	1	-	-	-	-	44	
Jorgensen, Paul	1	-	-	-	-	-	-	-	6	1	-	-	-	-	-	-	-	-	6	
Nwabuisi, David	1	-	-	-	-	-	-	-	6	1	-	-	-	-	-	-	-	-	6	
Siemian, Trevor	1	-	-	-	-	-	-	-	6	1	-	-	-	-	-	-	-	-	6	
Flaherty, Steve	-	1-1	-	-	-	-	-	-	3	-	1-1	1-1	-	-	-	-	-	-	4	
Chapman, Max	-	-	-	-	-	-	-	1	2	-	-	-	-	-	-	-	1	2	2	
Total	50	20-21	50-50	-	-	-	-	1	412											
Opponents	35	15-18	28-28	3-4	1	1-3	-	1	293											

Punt Returns	no.	yds	avg	td	lg	no.	yds	avg	td	lg
Mark, Venric	15	280	18.7	2	82	32	523	16.3	2	82
Jones, Tony	2	11	5.5	0	8	2	11	5.5	0	8
Bates, Hunter	2	17	8.5	0	11	14	79	5.6	0	33
Jones, Tyris	1	23	23.0	0	0	1	23	23.0	0	0
Total	20	331	16.5	2	82					
Opponents	22	107	4.9	0	27					

Kick Returns	no.	yds	avg	td	lg	no.	yds	avg	td	lg
Mark, Venric	21	416	19.8	0	40	82	1881	22.9	1	94
Jones, Tony	7	167	23.9	0	51	7	167	23.9	0	51
Hanrahan, Tim	2	22	11.0	0	21	2	22	11.0	0	21
Jones, Tyris	1	42	42.0	0	42	1	42	42.0	0	42
Total	31	647	20.9	0	51					
Opponents	68	1340	19.7	1	96					



# INDIVIDUAL STATISTICS (2012 AND CAREER)



## SEASON

## CAREER

Interceptions	no.	yds	avg	td	lg	no.	yds	avg	td	lg
Nwabuisi, David	3	52	17.3	1	43	4	54	13.5	1	43
VanHoose, Nick	3	39	13.0	0	39	3	39	13.0	0	39
Campbell, Ibraheim	2	40	20.0	0	40	4	83	20.8	0	40
Ariguzo, Chi Chi	2	61	30.5	0	49	2	61	30.5	0	49
Carpenter, Jared	1	0	0.0	0	0	1	0	0.0	0	0
Williams, Quentin	1	29	29.0	1	29	3	33	11.0	1	29
Dugar, Demetrius	1	22	22.0	0	22	2	22	11.0	0	22
Total	13	243	18.7	2	49					
Opponents	7	-18	-2.6	0	24					

Fumble Returns	no.	yds	avg	td	lg	no.	yds	avg	td	lg
Ariguzo, Chi Chi	1	33	33.0	1	33	1	33	33.0	1	33
Total	1	33	33.0	1	33					
Opponents	0	0	0.0	0	0					

All Purpose	g	rush	rcv	pr	kr	ir	total	avg/g	g	rush	rcv	pr	kr	ir	total	avg/g
Mark, Venric	13	1366	104	280	416	0	2166	166.6	39	1533	151	523	1881	0	4088	104.8
Colter, Kain	13	891	169	0	0	0	1060	81.5	29	1688	667	0	0	0	2355	81.2
Jones, Tony	13	14	335	11	167	0	527	40.5	21	14	492	11	167	0	684	32.6
Jones, Christian	13	0	412	0	0	0	412	31.7	26	0	607	0	0	0	607	23.3
Trumpy, Mike	13	349	56	0	0	0	405	31.2	27	1061	238	0	0	0	1299	48.1
Lawrence, Rasha	13	0	321	0	0	0	321	24.7	39	0	702	0	0	0	702	18.0
Fields, Demetrius	13	0	305	0	0	0	305	23.5	52	0	1203	0	0	0	1203	23.1
Vitale, Dan	13	2	288	0	0	0	290	22.3	13	2	288	0	0	0	290	22.3
Jones, Tyris	13	143	15	23	42	0	223	17.2	28	212	16	23	42	0	293	10.5
Green, Treyvon	9	73	0	0	0	0	73	8.1	22	435	39	0	0	0	474	21.5
Riley, Tim	12	39	26	0	0	0	65	5.4	33	39	28	0	0	0	67	2.0
Ariguzo, Chi Chi	13	0	0	0	0	61	61	4.7	13	0	0	0	0	61	61	4.7
Prater, Kyle	13	0	54	0	0	0	54	4.2	13	0	54	0	0	0	54	4.2
Dickerso, Camer	13	0	54	0	0	0	54	4.2	13	0	54	0	0	0	54	4.2
Hanrahan, Tim	11	31	0	0	22	0	53	4.8	11	31	0	0	22	0	53	4.8
Nwabuisi, David	13	0	0	0	0	52	52	4.0	51	0	0	0	0	54	54	1.1
Siemian, Trevor	13	48	0	0	0	0	48	3.7	21	67	0	0	0	0	67	3.2
Campbell, Ibrahei	13	0	0	0	0	40	40	3.1	26	0	0	0	0	83	83	3.2
VanHoose, Nick	10	0	0	0	0	39	39	3.9	10	0	0	0	0	39	39	3.9
Williams, Quentin	13	0	0	0	0	29	29	2.2	52	0	0	0	0	33	33	0.6
Diedrick, Doug	2	12	13	0	0	0	25	12.5	2	12	13	0	0	0	25	12.5
Jorgensen, Paul	13	0	24	0	0	0	24	1.8	24	0	24	0	0	0	24	1.0
Dugar, Demetrius	9	0	0	0	0	22	22	2.4	42	0	0	0	0	22	22	0.5
Jensen, Mike	11	0	21	0	0	0	21	1.9	37	0	44	0	0	0	44	1.2
Bates, Hunter	5	0	0	17	0	0	17	3.4	44	0	0	79	0	15	94	2.1
Perkins, Jordan	7	7	0	0	0	0	7	1.0	7	7	0	0	0	0	7	1.0
Vitabile, Brandon	13	5	0	0	0	0	5	0.4	26	5	0	0	0	0	5	0.2
Youngblood-Ary,	6	0	1	0	0	0	1	0.2	6	0	1	0	0	0	1	0.2
Cisek, Bo	11	-3	0	0	0	0	-3	-0.3	26	-3	0	0	0	0	-3	-0.1
Scott, Tyler	13	-5	0	0	0	0	-5	-0.4	37	-5	0	0	45	1	41	1.1
TEAM	6	-40	0	0	0	0	-40	-6.7								
Total	13	2932	2198	331	647	243	6351	488.5								
Opponents	13	1659	3257	107	1340	-18	6345	488.1								

Field Goals	att	good	long	blkd	att	good	long	blkd
Budzien, Jeff	20	19	44	0	30	25	47	0
Flaherty, Steve	1	1	39	0	1	1	39	0
Total	21	20	44	0				
Opponents	18	15	47	0				

Punting	no.	yds	avg	lg	blk	no.	yds	avg	lg	blk
Williams, Brandon	64	2554	39.9	64	0	177	7112	40.2	77	0
Total	64	2554	39.9	64	0					
Opponents	64	2647	41.4	67	1					



## DEFENSIVE STATISTICS (2012 AND CAREER)

##	Defensive Leaders	gp	ua	a	total	tfl	sack	int	pbu	fr	ff	blk	gp	ua	a	total	tfl	sack	int	pbu	fr	ff	blk
46	Proby, Damien	13	74	38	112	4.5	0.5	.	3	.	.	.	39	122	70	192	8.5	2.5	.	3	.	1	.
33	Nwabuisi, David	13	62	35	97	8.5	1.0	3	5	2	.	.	51	123	93	216	20.0	2.0	4	10	3	4	.
44	Ariguzo, Chi Chi	13	56	35	91	10.5	3.0	2	5	4	.	.	13	56	35	91	10.5	3.0	2	5	4	.	.
24	Campbell, Ibraheim	13	58	30	88	0.5	.	2	12	.	2	.	26	112	76	188	4.0	.	4	16	1	2	.
27	Carpenter, Jared	13	40	26	66	1.0	.	1	6	1	1	.	44	70	45	115	3.5	.	1	6	1	1	.
97	Scott, Tyler	13	27	15	42	12.5	9.0	.	5	.	3	.	37	50	35	85	18.5	10.0	1	7	3	3	.
31	Evans, Quinn	12	29	9	38	0.5	.	.	3	.	.	.	12	29	9	38	0.5	.	.	3	.	.	.
88	Williams, Quentin	13	25	12	37	8.5	4.5	1	3	1	2	.	52	48	50	98	17.0	7.5	3	5	2	2	.
15	Jones, Daniel	11	29	4	33	0.0	.	.	4	.	.	.	23	37	8	45	0.0	.	.	4	.	.	.
23	VanHoose, Nick	10	26	7	33	0.5	.	3	7	3	.	.	10	26	7	33	0.5	.	3	7	3	.	.
91	Arnfelt, Brian	13	14	11	25	6.0	3.0	.	2	1	2	.	37	20	27	47	8.0	3.0	.	2	1	2	.
2A	Dugar, Demetrius	9	16	8	24	0.0	.	1	2	.	.	.	42	35	21	56	1.0	.	2	2	1	.	.
1B	Henry, Traveon	9	14	8	22	0.0	.	.	1	.	.	.	9	14	8	22	0.0	.	.	1	.	.	.
67	McEvilly, Sean	13	12	8	20	1.5	1.0	.	1	1	.	.	14	12	8	20	1.5	1.0	.	1	1	.	.
55	Smith, Drew	13	11	6	17	3.0	2.0	.	1	.	.	.	13	11	6	17	3.0	2.0	.	1	.	.	.
99	Carter, Chance	13	5	10	15	1.0	.	.	.	.	.	.	22	5	12	17	1.0	.	.	.	.	.	.
94	Lowry, Dean	13	9	5	14	3.0	1.0	.	1	1	.	.	13	9	5	14	3.0	1.0	.	1	1	.	.
16	Fleming, Davion	12	7	6	13	0.5	.	.	.	.	1	.	30	11	9	20	0.5	.	.	.	.	1	.
1A	Bryant, C.J.	10	9	2	11	0.0	.	.	.	1	1	.	18	13	3	16	0.0	.	.	.	1	1	.
80	Jensen, Mike	11	7	2	9	0.0	.	.	.	.	.	.	37	18	6	24	0.0	.	.	.	.	1	.
92	Hampton, Will	12	2	7	9	2.0	.	.	1	.	.	.	32	11	14	25	3.0	.	.	1	.	.	.
98	Gibson, Deonte	12	7	2	9	2.5	2.0	.	.	.	.	.	12	7	2	9	2.5	2.0	.	.	.	.	.
45	Ellis, Collin	11	5	4	9	1.0	1.0	.	.	.	.	.	21	18	19	37	3.5	2.0	.	.	.	.	.
4	Williams, Jarrell	9	3	4	7	0.0	.	.	.	.	1	.	9	3	4	7	0.0	.	.	.	.	1	.
9	Hall, Jimmy	9	5	1	6	0.5	.	.	1	.	.	.	21	7	2	9	0.5	.	.	1	.	.	.
7	Bates, Hunter	5	3	2	5	0.0	.	.	.	.	.	.	44	38	26	64	2.0	1.0	2	2	.	1	.
34	Flaherty, Steve	13	4	1	5	0.0	.	.	.	.	.	.	29	4	5	9	0.0	.	.	.	.	.	.
19	Dickerso, Cameron	13	2	1	3	0.0	.	.	.	1	.	.	13	2	1	3	0.0	.	.	.	1	.	.
36	Eshun, Mike	4	1	2	3	0.0	.	.	.	.	.	.	4	1	2	3	0.0	.	.	.	.	.	.
25	Perkins, Jordan	7	2	1	3	0.0	.	.	.	.	.	.	7	2	1	3	0.0	.	.	.	.	.	.
40	Vitale, Dan	13	3	.	3	0.0	.	.	.	.	.	.	13	3	.	3	0.0	.	.	.	.	.	.
48	Goodlow, Roderick	3	2	1	3	0.0	.	.	.	.	.	.	13	6	4	10	0.0	.	.	.	.	.	.
59	Hickey, Pat	12	2	.	2	0.0	.	.	.	.	.	.	27	2	.	2	0.0	.	.	.	.	.	.
3	Jones, Tyris	13	1	1	2	0.0	.	.	.	.	.	1	28	2	1	3	0.0	.	.	.	.	.	1
10	Oliver, Zack	4	1	.	1	0.0	.	.	.	.	.	.	4	1	.	1	0.0	.	.	.	.	.	.
11	Youngblood-Ary, P.	6	1	.	1	0.0	.	.	.	.	.	.	6	1	.	1	0.0	.	.	.	.	.	.
50	Vernon, Timmy	12	1	.	1	0.0	.	.	.	.	.	.	24	2	.	2	0.0	.	.	.	.	.	.
89	Chapman, Max	11	1	.	1	1.0	.	.	.	.	.	.	11	1	.	1	1.0	.	.	.	.	.	.
72	Mulroe, Brian	13	1	.	1	0.0	.	.	.	.	.	.	43	1	.	1	0.0	.	.	.	.	.	.
2	Colter, Kain	13	1	.	1	0.0	.	.	.	.	.	.	29	1	.	1	0.0	.	.	.	.	.	.
6	Jones, Tony	13	1	.	1	0.0	.	.	.	.	.	.	21	4	.	4	0.0	.	.	.	.	.	.
90	Robbins, C.J.	1	1	.	1	0.0	.	.	.	.	.	.	1	1	.	1	0.0	.	.	.	.	.	.
14	Jones, Christian	13	.	.	.	0.0	.	.	.	.	.	.	26	.	.	.	0.0	.	.	.	.	.	.
	Total	13	580	304	884	69	28	13	63	16	13	1											
	Opponents	13	586	400	986	74	16	7	51	8	10	.											

## TEAM STATISTICS

Date	Opponent	Rushing				Receiving				Passing				Kick Returns				Punt Returns				tot off
		no.	yds	td	lg	no.	yds	td	lg	cmp-att-int	yds	td	lg	no.	yds	td	lg	no.	yds	td	lg	
Sep 01	at Syracuse	40	124	1	32	22	213	3	25	22-32-0	213	3	25	3	49	0	28	2	134	1	82	337
Sep 08	VANDERBILT	46	191	2	29	17	133	0	34	17-31-0	133	0	34	1	21	0	21	0	0	0	0	324
Sep 15	BOSTON COLLEGE	60	293	1	27	30	267	0	41	30-40-0	267	0	41	1	17	0	17	3	26	0	11	560
Sep 22	SOUTH DAKOTA	53	277	5	47	12	131	0	42	12-15-0	131	0	42	0	0	0	0	2	10	0	6	408
Sep 29	INDIANA	58	394	5	33	23	310	0	36	23-35-2	310	0	36	2	21	0	13	1	2	0	2	704
Oct 06	at Penn State	25	112	2	14	21	135	1	16	21-36-0	135	1	16	4	58	0	21	1	75	1	75	247
Oct 13	at Minnesota	34	208	3	48	11	67	0	12	11-17-0	67	0	12	2	32	0	18	1	0	0	0	275
Oct 20	NEBRASKA	38	180	2	80	16	121	2	26	16-37-0	121	2	26	3	59	0	21	3	24	0	15	301
Oct 27	IOWA	49	349	3	72	7	84	1	47	7-10-1	84	1	47	1	14	0	14	1	23	0	0	433
Nov 10	at Michigan	58	248	1	30	14	183	3	23	14-21-0	183	3	23	4	126	0	40	3	30	0	17	431
Nov 17	at Michigan State	27	57	0	22	26	246	1	41	26-43-0	246	1	41	3	57	0	24	2	9	0	8	303
Nov 24	ILLINOIS	67	338	3	28	11	112	3	30	11-16-1	112	3	30	4	132	0	51	0	0	0	0	450
Jan 01	vs Mississippi State	40	161	3	31	21	196	0	34	21-36-3	196	0	34	3	61	0	27	1	-2	0	0	357
Opponents		595	2932	31	80	231	2198	14	47	231-369-7	2198	14	47	31	647	0	51	20	331	2	82	5130
Opponents		440	1659	16	59	289	3257	18	55	289-497-13	3257	18	55	68	1340	1	96	22	107	0	27	4916

Games played: 13

Avg per rush: 4.9

Avg per catch: 9.5

Pass efficiency: 121.36

Kick ret avg: 20.9

Punt ret avg: 16.5

All purpose avg/game: 488.5

Total offense avg/gm: 394.6

		Tackles				Sacks	Fumble		Pass Defense			Blkd	PAT Attempts				
Date	Opponent	ua	a	total	tfl-yds	no-yds	ff	fr-yds	int-yds	qbh	brup	kick	kick	rush	rcv	saf	pts
Sep 01	at Syracuse	59	20	79	5.0-15	1.0-4	1	2-33	1-49	5	3	0	6-6	0	0	0	42
Sep 08	VANDERBILT	47	20	67	8.0-35	3.0-24	3	2-0	0-0	2	6	0	2-2	0	0	0	23
Sep 15	BOSTON COLLEGE	25	34	59	3.0-10	1.0-7	1	1-0	0-0	3	4	0	1-1	0	0	0	22
Sep 22	SOUTH DAKOTA	26	34	60	6.0-17	1.0-4	0	1-0	0-0	2	5	0	5-5	0	0	0	38
Sep 29	INDIANA	45	20	65	3.0-10	2.0-8	0	0-0	1-0	3	5	0	5-5	0	0	0	44
Oct 06	at Penn State	60	40	100	5.0-19	2.0-16	1	1-0	0-0	0	8	0	4-4	0	0	0	28
Oct 13	at Minnesota	49	24	73	6.0-32	3.0-27	3	2-0	1-0	0	4	0	3-3	0	0	0	21
Oct 20	NEBRASKA	59	18	77	6.0-36	3.0-24	1	3-0	0-0	2	7	0	4-4	0	0	0	28
Oct 27	IOWA	43	36	79	4.0-17	3.0-16	0	0-0	0-0	3	4	1	4-4	0	0	0	28
Nov 10	at Michigan	39	12	51	4.0-14	1.0-2	1	1-0	1-22	0	5	0	4-4	0	0	0	31
Nov 17	at Michigan State	40	36	76	6.0-34	3.0-27	1	2-0	2-43	4	9	0	2-2	0	0	0	23
Nov 24	ILLINOIS	40	10	50	7.0-14	2.0-3	1	1-0	3-49	1	0	0	6-6	0	0	1	50
Jan 01	vs Mississippi State	48	0	48	6.0-32	3.0-23	0	0-0	4-80	1	3	0	4-4	0	0	0	34
		580	304	884	69.0-285	28.0-185	13	16-33	13-243	26	63	1	50-50	0	0	1	412
Opponents		586	400	986	74.0-224	16.0-95	10	8-0	7-18	16	51	0	28-28	3	1	1	293

		Punting									Field Goals			Kickoffs				
Date	Opponent	no.	yds	avg	long	blkd	tb	fc	50+	i20	md-att	long	blkd	no.	yds	avg	tb	ob
Sep 01	at Syracuse	5	181	36.2	51	0	0	3	1	3	0-0	0	0	7	440	62.9	2	0
Sep 08	VANDERBILT	6	249	41.5	53	0	0	1	1	2	3-3	40	0	6	382	63.7	0	0
Sep 15	BOSTON COLLEGE	2	75	37.5	41	0	1	0	0	1	5-5	42	0	7	392	56.0	1	0
Sep 22	SOUTH DAKOTA	3	170	56.7	61	0	0	0	3	2	1-1	39	0	7	404	57.7	2	0
Sep 29	INDIANA	2	91	45.5	46	0	0	0	0	0	3-3	44	0	9	550	61.1	3	0
Oct 06	at Penn State	8	307	38.4	64	0	0	3	1	2	0-0	0	0	5	285	57.0	0	0
Oct 13	at Minnesota	7	261	37.3	44	0	0	1	0	2	0-0	0	0	4	217	54.2	0	0
Oct 20	NEBRASKA	12	466	38.8	59	0	0	5	2	4	0-1	0	0	5	289	57.8	0	0
Oct 27	IOWA	2	73	36.5	40	0	0	0	0	0	0-0	0	0	5	309	61.8	3	0
Nov 10	at Michigan	4	164	41.0	53	0	0	1	1	2	1-1	34	0	6	362	60.3	1	0
Nov 17	at Michigan State	8	300	37.5	53	0	0	3	1	1	3-3	43	0	7	419	59.9	2	0
Nov 24	ILLINOIS	0	0	0.0	0	0	0	0	0	0	2-2	44	0	9	512	56.9	0	0
Jan 01	vs Mississippi State	5	217	43.4	64	0	1	1	1	2	2-2	37	0	7	442	63.1	2	0
		64	2554	39.9	64	0	2	18	11	21	20-21	44	0	84	5003	59.6	16	0
Opponents		64	2647	41.4	67	1	3	12	15	20	15-18	47	0	63	3884	61.7	31	1





# OPPONENT GAME-BY-GAME STATS

## OPPONENT STATISTICS

Date	Opponent	Rushing				Receiving				Passing				Kick Returns				Punt Returns				tot off
		no.	yds	td	lg	no.	yds	td	lg	cmp-att-int	yds	td	lg	no.	yds	td	lg	no.	yds	td	lg	
Sep 01	at Syracuse	29	114	1	21	45	482	4	50	45-66-1	482	4	50	5	102	0	26	1	0	0	0	596
Sep 08	VANDERBILT	34	101	0	25	17	217	1	55	17-33-0	217	1	55	6	141	0	28	2	11	0	7	318
Sep 15	BOSTON COLLEGE	21	25	0	10	24	291	1	34	24-44-0	291	1	34	6	103	0	26	0	0	0	0	316
Sep 22	SOUTH DAKOTA	23	51	1	11	17	189	0	39	17-33-0	189	0	39	5	69	0	21	2	8	0	8	240
Sep 29	INDIANA	28	159	2	24	22	266	1	44	22-39-1	266	1	44	6	219	1	96	1	0	0	0	425
Oct 06	at Penn State	48	161	3	25	35	282	2	19	35-51-0	282	2	19	5	91	0	22	3	9	0	5	443
Oct 13	at Minnesota	42	158	1	25	16	169	0	23	16-30-1	169	0	23	4	47	0	18	6	37	0	27	327
Oct 20	NEBRASKA	44	201	1	18	27	342	3	37	27-39-0	342	3	37	5	74	0	26	3	-5	0	0	543
Oct 27	IOWA	40	122	2	9	24	214	0	19	24-38-0	214	0	19	2	33	0	21	0	0	0	0	336
Nov 10	at Michigan	32	133	3	50	16	286	2	53	16-30-1	286	2	53	5	119	0	37	1	23	0	23	419
Nov 17	at Michigan State	39	122	0	17	22	297	2	44	22-47-2	297	2	44	5	101	0	30	1	3	0	3	419
Nov 24	ILLINOIS	27	126	2	26	12	116	0	17	12-18-3	116	0	17	9	152	0	37	0	0	0	0	242
Jan 01	vs Mississippi State	33	186	0	59	12	106	2	18	12-29-4	106	2	18	5	89	0	21	2	21	0	12	292
Northwestern		440	1659	16	59	289	3257	18	55	289-497-13	3257	18	55	68	1340	1	96	22	107	0	27	4916
Northwestern		595	2932	31	80	231	2198	14	47	231-369-7	2198	14	47	31	647	0	51	20	331	2	82	5130

Games played: 13

Avg per rush: 3.8

Avg per catch: 11.3

Pass efficiency: 119.92

Kick ret avg: 19.7

Punt ret avg: 4.9

All purpose avg/game: 488.1

Total offense avg/gm: 378.2

Date	Opponent	Tackles				Sacks	Fumble		Pass Defense			Blkd kick	PAT Attempts				pts
		ua	a	total	tfl-yds		ff	fr-yds	int-yds	qbh	brup		kick	rush	rcv	saf	
Sep 01	at Syracuse	43	36	79	12.0-45	5.0-27	1	1-0	0-0	1	3	0	3-3	1	0	0	41
Sep 08	VANDERBILT	43	24	67	6.0-20	1.0-5	1	0-0	0-0	2	5	0	1-1	0	0	0	13
Sep 15	BOSTON COLLEGE	62	56	118	3.0-16	2.0-15	2	2-0	0-0	0	4	0	1-1	0	0	0	13
Sep 22	SOUTH DAKOTA	42	38	80	6.0-21	2.0-15	1	0-0	0-0	1	1	0	1-1	0	0	0	7
Sep 29	INDIANA	61	30	91	9.0-18	0.0-0	1	1-0	2-33	2	3	0	3-3	1	0	0	29
Oct 06	at Penn State	26	34	60	3.0-8	1.0-5	1	1-0	0-0	0	7	0	4-4	1	0	0	39
Oct 13	at Minnesota	32	22	54	6.0-20	0.0-0	0	0-0	0-0	0	4	0	1-1	0	0	0	13
Oct 20	NEBRASKA	41	24	65	3.0-8	1.0-2	0	0-0	0-0	3	9	0	2-2	0	0	0	29
Oct 27	IOWA	37	22	59	2.0-5	0.0-0	1	1-0	1--8	0	1	0	2-2	0	0	0	17
Nov 10	at Michigan	58	28	86	8.0-33	2.0-21	1	1-0	0-0	0	2	0	5-5	0	0	0	38
Nov 17	at Michigan State	27	44	71	4.0-5	1.0-1	0	0-0	0-0	4	8	0	1-1	0	1	1	20
Nov 24	ILLINOIS	61	34	95	10.0-19	1.0-4	1	1-0	1-0	1	0	0	2-2	0	0	0	14
Jan 01	vs Mississippi State	53	8	61	2.0-6	0.0-0	0	0-0	3--43	2	4	0	2-2	0	0	0	20
Northwestern		586	400	986	74.0-224	16.0-95	10	8-0	7--18	16	51	0	28-28	3	1	1	293
Northwestern		580	304	884	69.0-285	28.0-185	13	16-33	13-243	26	63	1	50-50	0	0	1	412

		Punting									Field Goals			Kickoffs				
Date	Opponent	no.	yds	avg	long	blkd	tb	fc	50+	i20	md-att	long	blkd	no.	yds	avg	tb	ob
Sep 01	at Syracuse	3	156	52.0	58	0	1	0	2	0	2-3	33	0	8	505	63.1	5	0
Sep 08	VANDERBILT	6	270	45.0	67	0	2	2	1	1	2-2	32	0	4	255	63.8	3	0
Sep 15	BOSTON COLLEGE	5	253	50.6	57	0	0	1	3	2	2-2	34	0	4	255	63.8	3	0
Sep 22	SOUTH DAKOTA	6	213	35.5	45	0	0	1	0	1	0-0	0	0	2	130	65.0	2	0
Sep 29	INDIANA	6	234	39.0	52	0	0	2	2	2	0-1	0	0	5	302	60.4	3	0
Oct 06	at Penn State	5	184	36.8	54	0	0	1	1	3	1-1	21	0	7	428	61.1	3	0
Oct 13	at Minnesota	3	114	38.0	44	0	0	1	0	1	2-2	38	0	4	249	62.2	2	0
Oct 20	NEBRASKA	9	380	42.2	58	0	0	0	2	5	1-1	27	0	6	375	62.5	3	0
Oct 27	IOWA	5	133	26.6	37	1	0	0	0	2	1-1	40	0	4	249	62.2	3	0
Nov 10	at Michigan	3	154	51.3	57	0	0	0	2	0	1-1	26	0	6	373	62.2	2	0
Nov 17	at Michigan State	5	213	42.6	47	0	0	0	0	2	1-2	35	0	4	249	62.2	1	0
Nov 24	ILLINOIS	3	127	42.3	50	0	0	1	1	1	0-0	0	0	4	245	61.2	0	0
Jan 01	vs Mississippi State	5	216	43.2	50	0	0	3	1	0	2-2	47	0	5	269	53.8	1	1
		64	2647	41.4	67	1	3	12	15	20	15-18	47	0	63	3884	61.7	31	1

## Team

Scored 60+ points  
 Scored 50-59 points  
 Scored 40-49 points  
 Rushed for 200-299 yards  
 Rushed for 300-399 yards  
 Rushed for 400+ yards  
 Passed for 400+ yards  
 Had 500-599 yards in total offense  
 Had 600+ yards in total offense  
 Won game on final play (regulation)  
 Recorded a safety  
 Recorded a shutout  
 Played No. 1-ranked team  
 Beat No. 1-ranked team  
 NU beat a Top-10 team  
 NU beat a ranked team  
 NU beat two ranked teams in a row  
 NU ranked by AP (media)  
 NU ranked by *USA Today* (coaches)  
 NU ranked in BCS Standings  
 NU ranked No. 1 by AP  
 Sellout at home  
 Had consecutive home sellouts

## Individual

Returned kickoff for a TD  
 Returned punt for a TD  
 Returned INT for a TD  
 Returned fumble for TD  
 Blocked an extra point

Blocked a FG attempt  
 Blocked a punt  
 Rushed for 3 or more TDs  
 Rushed for 100 yards  
 Two Players Rushed for 100 Yards

Rushed for 200 yards  
 Completed 20-29 passes  
 Completed 30+ passes  
 Passed for 3+ TDs  
 Passed for 300-399 yards  
 Passed for 400-499 yards  
 Passed for 500+ yards  
 Scored 3 TDs in a game  
 Scored 4+ TDs in a game  
 2-point conversion

Caught 10+ passes  
 100-199 yards receiving  
 200+ yards receiving  
 Two Players Totaled 100 Receiving Yards

Scored 3+ TDs receiving  
 Kicked 3 FGs in one game  
 Kicked 4 FGs in one game  
 Kicked 5+ FGs in one game  
 Kicked a 50-yard FG  
 Kicked a 70-79-yard punt  
 Kicked an 80-89-yard punt  
 Kicked a 90+-yard punt  
 Intercepted 2 passes

Intercepted 3+ passes  
 Recovered two fumbles  
 Recorded 100 kickoff return yards  
 Recorded 20+ tackles

## Northwestern

NU 61, Illinois 23, 11-18-00  
 NU 50, Illinois 14, 11-24-12  
 NU 44, Indiana 29, 9-29-12  
 248 at Michigan, 11-10-12  
 338 vs. Illinois, 11-24-12  
 444 at Illinois, 11-22-03  
 532 vs. Auburn, 1-1-10  
 560 vs. Boston College, 9-15-12  
 704 vs. Indiana, 9-29-12  
 vs. Michigan State, 47-yard FG, 9-29-01  
 vs. Illinois, 11-24-12  
 NU 27, Northeastern 0, 9-1-07  
 (#1) Ohio State 54, NU 10, 11-11-06  
 NU 12, (#1) Miami (Fla.) 7, 9-23-67  
 NU 28, (#9) Nebraska 25, 11-5-11  
 NU 28, (#9) Nebraska 25, 11-5-11  
 9-23-00 (47-44 vs. #7 Wisconsin), 9-30-00 (37-17 vs. #18 Michigan State)  
 No. 17 (Jan. 8, 2013)  
 No. 16 (Jan. 8, 2013)  
 No. 20 (Dec. 2, 2012)  
 1962  
 47,330 (10-20-12 vs. Nebraska)  
 2 games (11-13-10 to 11-20-10, Iowa & Illinois\*) \*at Wrigley Field

## Northwestern

Venric Mark (94) at Wisconsin, 11-27-10  
 Venric Mark (75) at Penn State, 10-6-12  
 Quentin Williams (29) vs. Mississippi State, 1-1-13  
 Chi Chi Ariguzo (33) at Syracuse, 9-1-12  
 Jack DiNardo vs. Central Michigan, 9-25-10  
 Niko Mafuli vs. Central Michigan, 9-25-10  
 Jack DiNardo vs. Michigan, 10-8-11  
 Tyrus Jones vs. Iowa, 10-27-12  
 Kain Colter (3) vs. Iowa, 10-27-12  
 Venric Mark (104) vs. Illinois, 11-24-12  
 Kain Colter (166) vs. Iowa, 10-27-12  
 Venric Mark (162) vs. Iowa, 10-27-12  
 Mike Kafka (217) at Minnesota, 11-1-08  
 Trevor Siemian (21) vs. Penn State, 10-6-12  
 Dan Persa (31) vs. Iowa, 10-15-11  
 Kain Colter (3) vs. Illinois, 11-24-12  
 Trevor Siemian (308) vs. Indiana, 9-29-12  
 C.J. Bachér (470) vs. Minnesota, 10-13-07  
 Mike Kafka (532) vs. Auburn, 1-1-10  
 Venric Mark (3 rushing) vs. South Dakota, 9-22-12  
 Kain Colter (4 rushing) vs. Indiana, 9-29-12  
 Demetrius Fields pass from Jeremy Ebert vs. Texas A&M, 12-31-11

Jeremy Ebert (13) at Iowa, 10-15-11  
 Dan Vitale (110) at Michigan State, 11-17-12  
 Jeremy Ebert (208) vs. Rice, 11-12-11  
 Kain Colter (115) at Indiana, 10-29-11  
 Drake Dunsmore (112) at Indiana, 10-29-11  
 Drake Dunsmore (4) at Indiana, 10-29-11  
 Jeff Budzien (3) at Michigan State, 11-17-12  
 Stefan Demos (4) vs. Wisconsin, 11-21-09  
 Jeff Budzien (5) vs. Boston College, 9-15-12  
 David Wasielewski (51) at Air Force, 8-31-02  
 Brandon Williams (77) vs. Minnesota, 11-19-11  
 Merlin Norenberg (80) vs. Minnesota, 10-12-63  
 Paul Burton (90) vs. Indiana, 9-30-95  
 Ibraheim Campbell (2) vs. Michigan, 10-8-11

Neil Little (3) vs. Indiana, 11-10-73  
 Nick VanHoose (2) vs. Nebraska, 10-20-12  
 Venric Mark (141) vs. Texas A&M, 12-31-11  
 Tim McGarigle (21, 11-10) vs. Michigan, 10-29-05

## Opponent

Wisconsin 70, NU 23, 11-27-10  
 Ohio State 58, NU 7, 9-22-07  
 NU 42, Syracuse 41, 9-1-12  
 Nebraska, 201, 10-20-12  
 Indiana, 319, 10-29-11  
 Illinois, 519, 11-20-10  
 Syracuse, 470, 9-1-12  
 Nebraska, 543, 10-20-12  
 Arizona State, 773, 9-17-05  
 Syracuse, 41-yard FG, 9-19-09  
 Michigan State, 11-17-12  
 Ohio State 20, NU 0, 9-27-03  
 Wisconsin 37, (#1) NU 6, 11-10-62  
 Wisconsin 37, (#1) NU 6, 11-10-62

## Opponent

Tevin Coleman (96), Indiana, 9-29-12  
 Keshawn Martin (57), Michigan State, 11-26-11  
 Tanner Miller (98), Iowa, 10-15-11  
 Vernon Gholston (25), Ohio State, 9-22-07  
 J.J. Watt, Wisconsin, 11-27-10

Kawann Short, Purdue, 10-9-10  
 Michael Williams, Michigan, 11-15-08  
 Trent Steelman (3), Army, 9-17-11  
 Damon Bullock (107), Iowa, 10-27-12  
 MarQueis Gray (160), Minnesota, 11-19-11  
 Duane Bennett (114), Minnesota, 11-19-11  
 Mikel Leshoure (330), Illinois, 11-20-10  
 James Vandenberg (24), Iowa, 10-27-12  
 Matt McGloin (35), Penn State, 10-6-12  
 Ryan Nassib (44), Syracuse, 9-1-12  
 Ryan Tannehill (329), Texas A&M, 12-31-11  
 Ryan Nassib (470), Syracuse, 9-1-12

—  
 Trent Steelman (3r), Army, 9-17-11  
 Montee Ball (4r), Wisconsin, 11-27-10  
 Keith Mumphy pass from Andrew Maxwell, Michigan State, 11-17-12  
 Marcus Sales (11), Syracuse, 9-1-12  
 Dion Sims (102), Michigan State, 11-17-12  
 A.J. Jenkins (268), Illinois, 10-1-11  
 Jeff Fuller (119), Texas A&M, 12-31-11  
 Ryan Swope (105), Texas A&M, 12-31-11  
 A.J. Jenkins (3), Illinois, 10-1-11  
 Ryan Lichtenstein (3), Syracuse, 9-19-09  
 Randy Bullock (4), Texas A&M, 12-31-11

Dave Rayner (53), Michigan State, 9-28-02  
 Ryan Donahue (73), Iowa, 11-13-10

Darvin Adams (2), Auburn, 1-1-10  
 T'Sharvan Bell (2), Auburn, 1-1-10  
 Mike Rose (3), Purdue, 9-27-97  
 Marc Jackson (2), Illinois, 11-23-02  
 Nick Hill (101), Michigan State, 11-17-12  
 J Leman (22, 11-11), Illinois, 11-18-06



# SCORING DRIVES

## NU Scoring Drives

Qtr	Opp.	Scoring Play	Plays-Yds-TOP
2	Syracuse	Mark 21 pass from Colter	1-21-0:07
2	Syracuse	C. Jones 14 pass from Colter	4-28-1:28
3	Syracuse	Colter 1 run	8-73-2:49
4	Syracuse	Fields 9 pass from Siemian	10-75-1:56
1	Vanderbilt	Budzien 40 FG	10-52-2:57
3	Vanderbilt	Budzien 37 FG	14-54-4:44
4	Vanderbilt	Mark 7 run	11-86-4:27
4	Vanderbilt	Budzien 18 FG	12-73-3:20
4	Vanderbilt	Colter 29 run	3-20-0:23
1	Boston College	Budzien 42 FG	12-52-2:35
1	Boston College	Budzien 20 FG	10-72-4:27
2	Boston College	Budzien 29 FG	12-67-3:19
2	Boston College	Budzien 41 FG	9-55-1:36
3	Boston College	Budzien 19 FG	19-94-6:23
4	Boston College	Trumpy 27 run	4-44-0:58
1	South Dakota	Mark 3 run	9-75-3:31
1	South Dakota	Tyris Jones 5 run	6-54-2:37
2	South Dakota	Mark 6 run	6-57-1:52
2	South Dakota	Mark 4 run	4-28-0:43
3	South Dakota	Green 33 run	6-71-2:23
4	South Dakota	Flaherty 39 FG	17-53-9:10
1	Indiana	Colter 8 run	6-80-2:15
2	Indiana	Budzien 44 FG	12-61-3:07
2	Indiana	Colter 8 run	6-73-1:49
2	Indiana	Budzien 34 FG	12-63-4:36
3	Indiana	Colter 15 run	7-75-3:08
3	Indiana	Mark 1 run	7-75-2:45
3	Indiana	Budzien 29 FG	9-69-3:13
4	Indiana	Colter 22 run	8-62-3:30
2	Penn State	Mark 2 run	3-17-1:05
2	Penn State	Tony Jones pass from Siemian	8-66-1:50
3	Penn State	Colter 10 run	11-71-4:00
1	Minnesota	Mark 26 run	1-26-0:07
1	Minnesota	Colter 2 run	8-75-4:00
2	Minnesota	Mark 48 run	2-57-0:37
1	Nebraska	Vitale 10 pass from Siemian	3-14-1:19
2	Nebraska	Tony Jones 26 pass from Siemian	8-50-2:38
3	Nebraska	Mark 80 run	4-93-0:47
4	Nebraska	Trumpy 3 run	11-52-3:52
1	Iowa	Colter 5 run	11-75-3:34
2	Iowa	Colter 2 run	7-99-3:07
3	Iowa	Colter 4 run	1-4-0:04
3	Iowa	Christian Jones pass from Siemian	4-57-1:23
1	Michigan	Mark 3 run	10-78-4:38
2	Michigan	Dickerson 19 pass from Siemian	6-56-1:28
3	Michigan	Vitale 23 pass from Colter	10-75-4:00
3	Michigan	Budzien 34 FG	13-53-5:30
4	Michigan	Tony Jones 15 pass from Siemian	8-66-4:46
1	Michigan State	Budzien 24 FG	13-68-6:07
2	Michigan State	Budzien 43 FG	6-16-0:47
3	Michigan State	Riley 6 pass from Colter	7-73-2:26
4	Michigan State	Budzien 27 FG	8-66-1:46
1	Illinois	Budzien 44 FG	6-15-2:06
1	Illinois	Colter 2 run	2-19-0:25
2	Illinois	Tony Jones 9 pass from Colter	2-12-0:06
2	Illinois	Mark 3 run	11-79-4:42
2	Illinois	Budzien 36 FG	13-36-3:55
3	Illinois	Tyris Jones 15 pass from Colter	11-75-4:40
3	Illinois	Jorgensen 24 pass from Colter	1-24-0:06
3	Illinois	Trumpy 3 run	7-50-3:34
1	Mississippi State	Budzien 34 FG	15-69-6:00
2	Mississippi State	Budzien 37 FG	10-43-3:26
3	Mississippi State	Tyris Jones 3 run	6-76-1:06
3	Mississippi State	Siemian 4 run	8-74-3:58
4	Mississippi State	Mark 3 run	3-5-1:44

## Opponent Scoring Drives

Qtr	Opp.	Scoring Play	Plays-Yds-TOP
1	Syracuse	Krautman 22 FG	5-26-1:55
1	Syracuse	Krautman 33 FG	9-61-2:11
1	Syracuse	Gulley 14 run	14-82-4:25
3	Syracuse	Sales 7 pass from Nassib	14-77-5:13
3	Syracuse	Kobena 50 pass from Nassib	3-91-0:47
4	Syracuse	Kobena 7 pass from Nassib	7-72-2:53
4	Syracuse	Clark 20 pass from Nassib	7-72-2:53
1	Vanderbilt	Matthews 22 pass from Rodgers	13-77-4:49
1	Vanderbilt	Spear 32 FG	11-80-3:57
4	Vanderbilt	Spear 26 FG	9-60-4:07
1	Boston College	Freese 21 FG	12-61-4:22
2	Boston College	Coleman 31 pass from Rettig	7-95-2:35
4	Boston College	Freese 34 FG	9-63-3:00
3	South Dakota	Vander Maten 4 run	7-56-3:32
3	Indiana	Houston 20 run	9-75-2:28
3	Indiana	Hughes 35 pass from Sudfeld	4-64-1:24
4	Indiana	Roberts 2 run	7-69-2:10
1	Penn State	Ficken 21 FG	13-33-5:56
2	Penn State	Zwinak 1 run	8-40-2:16
3	Penn State	Robinson 8 pass from McGloin	12-80-5:23
4	Penn State	Robinson 6 pass from McGloin	18-85-5:55
4	Penn State	McGloin 5 run	15-85-5:38
4	Penn State	Zordich 3 run	3-28-0:18
1	Minnesota	Wettstein 31 FG	13-76-5:41
2	Minnesota	Gray 25 run	10-71-5:15
3	Minnesota	Wettstein 38 FG	9-30-4:27
1	Nebraska	Maher 27 FG	8-65-2:21
2	Nebraska	Bell 37 pass from Martinez	2-45-0:44
3	Nebraska	Martinez 3 run	6-49-2:31
4	Nebraska	Allen 8 pass from Martinez	10-80-2:36
4	Nebraska	Cotton 7 pass from Martinez	6-76-2:02
1	Iowa	Meyer 40 FG	11-52-6:49
3	Iowa	Vandenberg 1 run	12-59-5:04
4	Iowa	Vandenberg 1 run	9-84-2:44
1	Michigan	Gardner 8 run	10-78-5:52
2	Michigan	Rawis 1 run	10-37-4:57
3	Michigan	Toussaint 28 pass from Gardner	4-78-2:14
4	Michigan	Funchess 8 pass from Gardner	11-91-4:23
4	Michigan	Gibbons 26 FG	3-53-0:16
OT	Michigan	Gardner 1 run	5-25-0:00
2	Michigan State	Conroy 35 FG	12-37-4:47
3	Michigan State	Burbridge 15 pass from Maxwell	8-65-4:17
4	Michigan State	Lippett 6 pass from Maxwell	9-60-4:06
1	Illinois	Young 15 run	11-78-6:02
2	Illinois	O'Toole 12 run	8-60-3:59
2	Mississippi State	Bell 27 FG	6-53-3:18
2	Mississippi State	Clark 18 pass from Russell	6-62-1:25
3	Mississippi State	Bell 47 FG	8-24-3:02
4	Mississippi State	Johnson 14 pass from Russell	8-75-3:44

### Northwestern Offensive Scoring Drives

65 Drives (31 run, 14 pass, 20 FG)

### Opponent Offensive Scoring Drives

49 Drives (16 run, 18 pass, 15 FG)



## Chi Chi Ariguzo, LB

- Honorable mention All-Big Ten (media)
- Big Ten Defensive Player of the Week (9/10)

## Brian Arnfelt, DT

- Capital One Academic All-District V
- Capital One Academic All-America (Second team)
- Academic All-Big Ten
- "Ultimate Wildcat" Award recipient

## Hayden Baker, OL

- Academic All-Big Ten

## Cermak Bland, WR

- Academic All-Big Ten

## Jeff Budzien, PK

- Bakken-Anderson Big Ten Kicker of the Year
- First-team All-Big Ten (coaches)
- Second-team All-Big Ten (media)
- AFCA Allstate Good Works Team nominee
- Big Ten Special Teams Player of the Week (9/17)
- Lou Groza Award semifinalist
- Lou Groza Award Star of the Week (9/17)
- Lou Groza Award Star of the Week (10/1)
- Academic All-Big Ten

## Ibraheim Campbell, SAF

- Honorable mention All-Big Ten (coaches and media)
- Academic All-Big Ten

## Joe Cannon, CB

- Academic All-Big Ten

## P.J. Carollo, QB

- Academic All-Big Ten

## Jared Carpenter, SAF

- TaxSlayer.com Gator Bowl MVP
- "Ultimate Wildcat" Award recipient

## Max Chapman, DL

- Academic All-Big Ten

## Bo Cisek, DL

- Academic All-Big Ten
- Thomas Airth Spirit Award

## Kain Colter, QB/WR

- Honorable mention All-Big Ten (media)
- Big Ten Co-Offensive Player of the Week (9/30)
- Big Ten Offensive Player of the Week (10/29)
- ESPN.com Midseason All-American
- Academic All-Big Ten

## Neal Deiters, OL

- Academic All-Big Ten

## Doug Diedrick, SB

- Academic All-Big Ten

## Collin Ellis, LB

- Academic All-Big Ten

## Mike Eshun, CB

- Academic All-Big Ten

## Demetrius Fields, WR

- Carnig Minasian Citizenship Award

## Davion Fleming, SAF

- Academic All-Big Ten

## Tim Hanrahan, RB

- Academic All-Big Ten

## Pat Hickey, LS

- Academic All-Big Ten

## Tony Jones, WR

- Academic All-Big Ten

## Tyris Jones, RB

- Rashidi Wheeler Award recipient

## Paul Jorgensen, OL

- Academic All-Big Ten

## Dean Lowry, DE

- ESPN.com Big Ten All-Freshman Team selection

## Venric Mark, RB

- FWAA All-American (punt returner)
- *The Sporting News* All-American (punt returner)
- *CBSSports.com* All-American (punt returner)
- Second-team All-Big Ten (coaches and media)
- NU Offensive MVP
- Doak Walker Award semifinalist
- Big Ten Co-Special Teams Player of the Week (9/3)
- Paul Hornung Award Weekly Honor Roll (9/2)
- Paul Hornung Award Weekly Honor Roll (9/9)
- Paul Hornung Award Weekly Honor Roll (11/12)
- Paul Hornung Award Preseason Watch List

## Geoff Mogus, OL

- Academic All-Big Ten

## Brian Mulroe, OL

- Second-team All-Big Ten (media)
- Honorable mention All-Big Ten (coaches)
- Randy Walker Wildcat Warrior Award

## David Nwabuisi, LB

- Honorable mention All-Big Ten (media)
- Dick Butkus Award Preseason Watch List
- George W. Ballantine Award recipient

## Zack Oliver, QB

- Academic All-Big Ten

## Arthur Omilian, P

- Academic All-Big Ten

## Alex Pietrzak, OL

- Academic All-Big Ten

## Damien Proby, LB

- Honorable mention All-Big Ten (media)

## Tim Riley, SB

- Academic All-Big Ten

## Tyler Scott, DE

- Honorable mention All-Big Ten (coaches and media)
- NU Defensive MVP
- Academic All-Big Ten

## Will Studlien, LB

- Academic All-Big Ten

## Mark Szott, SB

- Academic All-Big Ten

## Mike Trumpy, RB

- Academic All-Big Ten

## Nick VanHoose, CB

- Big Ten Freshman of the Week (10/15)
- ESPN.com Big Ten All-Freshman Team selection
- NU Newcomer of the Year Award (Defense)
- Academic All-Big Ten

## Timmy Vernon, LB

- Academic All-Big Ten

## Brandon Vitabile, OL

- Rimington Award Preseason Watch List
- Academic All-Big Ten

## Dan Vitale, SB

- Big Ten Co-Freshman of the Week (11/19)
- NU Newcomer of the Year Award (Offense)
- ESPN.com Big Ten All-Freshman Team selection

## Patrick Ward, OL

- NFF National Scholar-Athlete Award
- William V. Campbell Trophy finalist
- Capital One Academic All-District V
- Capital One Academic All-American (First team)
- Honorable mention All-Big Ten (coaches and media)
- Academic All-Big Ten
- Carnig Minasian Citizenship Award

## Brandon Williams, P

- Academic All-Big Ten

## Quentin Williams, DL

- Academic All-Big Ten
- *SI.com* All-Bowl Team
- Marcel Price Award recipient



## SINGLE-GAME CAREER HIGHS

### #44 • CHI CHI ARIGUZO • LB

Tackles: 12, at Penn State, 10/6/12  
Solo Tackles: 10, vs. Illinois, 11/24/12  
Assisted Tackles: 8, vs. Boston College, 9/15/12  
TFL: 3.0, vs. Vanderbilt, 9/8/12  
Sacks: 1.0 (three times), last vs. Illinois, 11/24/12  
INT: 1, at Syracuse, 9/1/12  
Fumble Recovery: 1 (three times), last at Michigan, 11/10/12  
Pass Breakups: 2, vs. Boston College, 9/15/12

### #91 • BRIAN ARNFELT • DT

Tackles: 5 (twice), last vs. Texas A&M, 12/31/11  
Solo Tackles: 2 (twice), last vs. Boston College, 9/15/12  
Assisted Tackles: 4 (twice), last vs. Texas A&M, 12/31/11  
TFL: 2.0, vs. Vanderbilt, 9/8/12  
Sacks: 1.0 (three times), last vs. Iowa, 10/27/12  
QB Hurries: 1 (five times), last vs. Iowa, 10/27/12  
Forced Fumbles: 1 (twice), last vs. Boston College, 9/15/12  
Fumble Recoveries: 1, vs. South Dakota, 9/22/12  
Pass Breakups: 1, at Michigan, 11/10/12

### #7 • HUNTER BATES • S

Tackles: 11 (twice), last vs. Texas Tech, 1/1/11  
Solo Tackles: 10 vs. Central Michigan, 9/25/10  
Assisted Tackles: 6 vs. Texas Tech, 1/1/11  
TFL: 1 (twice), last at Penn State, 11/6/10  
Sacks: 1 at Penn State, 11/6/10  
Punt Returns: 3, vs. Purdue, 10/9/10  
Punt Return Yards: 33 at Rice, 9/18/10  
Long Punt Return: 33 at Rice, 9/18/10  
INT: 1 (twice), last at Indiana, 10/30/10  
Pass Deflections: 1 (twice), last vs. Iowa, 11/13/10  
Forced Fumbles: 1 at Penn State, 11/6/10

### #13 • C.J. BRYANT • CB

Tackles: 4, vs. Nebraska, 10/20/12  
Solo Tackles: 3, vs. Nebraska, 10/20/12  
Assisted Tackles: 1 (twice), last vs. Nebraska, 10/20/12  
Forced Fumbles: 1, vs. Illinois, 11/24/12

### #37 • JEFF BUDZIEN • PK

FGs: 5, vs. Boston College, 9/15/12  
Long FG: 47 yards, at Iowa, 10/15/11  
PATs: 8 at Indiana, 10/29/11  
Points Scored: 16, vs. Boston College, 9/15/12

### #24 • IBRAHEIM CAMPBELL • S

Tackles: 14, at Penn State, 10/6/12  
Solo Tackles: 11 at Syracuse, 9/1/12  
Assisted Tackles: 8 (twice), last vs. Texas A&M, 12/31/11  
TFL: 1 (three times), last vs. Texas A&M, 12/31/11  
Interceptions: 2 vs. Michigan, 10/8/11  
Pass Deflections: 3, vs. Nebraska, 10/20/12  
Fumble Recovery: 1 at Nebraska, 11/5/11  
Forced Fumbles: 1 (twice), last at Michigan State, 11/17/12

### #27 • JARED CARPENTER • S

Tackles: 9, at Michigan State, 11/17/12  
Solo Tackles: 5, at Michigan, 11/10/12  
Assisted Tackles: 7, at Michigan State, 11/17/12  
TFL: 1 (three times), last at Michigan, 11/10/11  
Pass Breakups: 2 (twice), last at Michigan State, 11/17/12  
Fumble Recoveries: 1, vs. Nebraska, 10/20/12  
Interceptions: 1 at Michigan State, 11/17/12  
QB Hurries: 1 at Michigan State, 11/17/12

### #99 • CHANCE CARTER • DT

Tackles: 4, vs. Nebraska, 10/20/12  
Solo Tackles: 2, at Michigan State, 11/17/12  
Assisted Tackles: 3, vs. Nebraska, 10/20/12  
TFL: 0.5 (twice), last vs. Nebraska, 10/20/12

### #1 • BO CISEK • DL

Tackles: 1 vs. Illinois State, 9/11/10  
Solo Tackles: N/A  
Assisted Tackles: 1 vs. Illinois State, 9/11/10

### #2 • KAIN COLTER • QB

Pass Attempts: 24 at Boston College, 9/3/11  
Completions: 17 at Boston College, 9/3/11  
Passing Yards: 197 at Boston College, 9/3/11  
Long Pass: 81 at Nebraska, 11/5/11  
Touchdown Passes: 3, vs. Illinois, 11/24/12  
Rushing Yards: 166 vs. Iowa, 10/27/12  
Rushing Attempts: 26 vs. Iowa, 10/27/12  
Long Run: 46 vs. Penn State, 10/22/11  
Rushing Touchdowns: 4 vs. Indiana, 9/29/12  
Receptions: 9 vs. Indiana, 9/29/12  
Receiving Yards: 131 vs. Indiana, 9/29/12  
Long Reception: 57 at Indiana, 10/29/11  
Total Offense: 268 at Boston College, 9/3/11

### #19 • CAMERON DICKERSON • WR

Receptions: 2 (three times), last at Michigan, 11/10/12  
Yards: 20, at Michigan, 11/10/12  
Long Reception: 19, at Michigan, 11/10/12  
Receiving TDs: 1, at Michigan, 11/10/12

### #22 • DEMETRIUS DUGAR • CB

Tackles: 6 at Iowa, 10/15/11  
Solo Tackles: 4 (three times), last at Michigan State, 11/17/12  
Assisted Tackles: 3, vs. Boston College, 9/15/12  
Fumble Recovery: 1 at Purdue, 10/3/09  
Interceptions: 1 (twice), last at Michigan, 11/10/12  
Pass Breakups: 1 (twice), last at Michigan State, 11/17/12

### #45 • COLLIN ELLIS • LB

Tackles: 6 at Indiana, 10/29/11  
Solo Tackles: 5 at Indiana, 10/29/11  
Assisted Tackles: 3 vs. Penn State, 10/22/11  
TFL: 1 (three times), last at Nebraska, 11/5/11  
Pass Sacks: 1 (twice), last vs. Indiana, 9/29/12

### #31 • QUINN EVANS • CB

Tackles: 7 (twice), last at Michigan State, 11/17/12  
Solo Tackles: 5 (twice), last at Michigan State, 11/17/12  
Assisted Tackles: 3, vs. South Dakota, 9/22/12  
Pass Breakups: 1 (three times), last at Michigan, 11/10/12

### #8 • DEMETRIUS FIELDS • WR

Receptions: 9, vs. Boston College, 9/15/12  
Yards: 83 at Syracuse, 9/1/12  
Long Reception: 50 vs. Rice, 11/12/11  
Receiving TDs: 1 (seven times), last at Syracuse, 9/1/12

### #34 • STEVE FLAHERTY • K

Kickoffs: 10 at Indiana, 10/29/11  
Touchbacks: 2 at Boston College, 9/3/11  
FGs: 1, vs. South Dakota, 9/22/12  
Long FG: 39 yards, vs. South Dakota, 9/22/12

### #16 • DAVION FLEMING • S

Tackles: 10 at Syracuse, 9/1/12  
Solo Tackles: 6 at Syracuse, 9/1/12  
Assisted Tackles: 4 at Syracuse, 9/1/12  
TFL: 0.5 at Syracuse, 9/1/12  
Forced Fumbles: 1 at Syracuse, 9/1/12

### #22 • TREYVON GREEN • RB

Rushing Yards: 70, vs. Eastern Illinois, 9/10/11  
Rushing Attempts: 17, vs. Illinois, 10/1/11  
Rushing TDs: 1 (5 times), last vs. South Dakota, 9/22/12  
Long Run: 33, vs. South Dakota, 9/22/12  
Receptions: 3, vs. Penn State, 10-22-11  
Receiving Yards: 16, vs. Penn State, 10-22-11

### #92 • WILL HAMPTON • DT

Tackles: 2 (six times), last vs. South Dakota, 9/22/12  
Solo Tackles: 2 at Boston College, 9/3/11  
Assisted Tackles: 2 (three times), last vs. South Dakota, 9/22/12

### #28 • TIM HANRAHAN • RB

Rushing Yards: 31, vs. South Dakota, 9/22/12  
Rushing Attempts: 8, vs. South Dakota, 9/22/12  
Long Run: 9, vs. South Dakota, 9/22/12  
#10 • TRAVEON HENRY • S  
Tackles: 5, vs. Indiana, 9/29/12  
Solo Tackles: 3, vs. Indiana, 9/29/12  
Assisted Tackles: 2, vs. Indiana, 9/29/12  
Pass Breakups: 1, vs. Indiana, 9/29/12

### #80 • MIKE JENSEN • WR

Receptions: 1 (four times), last vs. Illinois, 11/24/12  
Receiving Yards: 12 (twice), last at Syracuse, 9/1/12  
Long Reception: 12 (twice), last at Syracuse, 9/1/12

### #14 • CHRISTIAN JONES • WR

Receptions: 5, at Michigan, 11/10/12  
Yards: 68 (twice), last vs. Indiana, 9/29/12  
Long Reception: 47, vs. Iowa, 10/27/12  
Receiving TDs: 1 (twice), last vs. Iowa, 10/27/12

### #15 • DANIEL JONES • CB

Tackles: 11, vs. Nebraska, 10/20/12  
Solo Tackles: 10, vs. Nebraska, 10/20/12  
Assisted Tackles: 2, vs. Texas A&M, 12/31/11  
Pass Breakups: 1 (twice), last at Michigan State, 11/17/12

### #6 • TONY JONES • WR

Receptions: 4 (three times), last at Penn State, 10/6/12  
Yards: 68 at Minnesota, 10/2/10  
Long Reception: 45 at Minnesota, 10/2/10  
Receiving TDs: 1 (five times), last vs. Illinois, 11/24/12

### #3 • TYRIS JONES • RB

Rushing Yards: 45, vs. Illinois, 11/24/12  
Rushing Attempts: 13, vs. Illinois, 11/24/12  
Long Rush: 15, South Dakota, 9/22/12  
Rushing TDs: 1, vs. South Dakota, 9/22/12  
Receiving Yards: 15, vs. Illinois, 11/24/12  
Receptions: 1 (twice), last vs. Illinois, 11/24/12  
Receiving TDs: 1 (twice), last vs. Illinois, 11/24/12

### #17 • RASHAD LAWRENCE • WR

Receptions: 6, at Michigan State, 11/17/12  
Yards: 67 vs. Michigan State, 10/23/10  
Long Reception: 50 vs. Illinois State, 9/11/10  
Receiving TDs: 1 at Iowa, 10/15/11

### #94 • DEAN LOWRY • DL

Tackles: 3, vs. Indiana, 9/29/12  
Solo Tackles: 3, vs. Indiana, 9/29/12  
Assisted Tackles: 2, vs. South Dakota, 9/22/12  
TFL: 1.0 (three times), last at Michigan State, 11/17/12  
Sacks: 1.0, at Michigan State, 11/17/12  
Fumble Recoveries: 1, vs. Vanderbilt, 9/8/12  
Pass Breakups: 1 (twice), last vs. Indiana, 9/29/12  
QB Hurries: 1 (five times), last vs. Illinois, 11/24/12

### #5 • VENRIC MARK • RB

Rushing Yards: 182 at Minnesota, 10/13/12  
Rushing Attempts: 29, vs. Indiana, 9/29/12  
Rushing TD's: 3, vs. South Dakota, 9/22/12  
Long Run: 80, vs. Nebraska, 10/20/12  
Receptions: 7, vs. Boston College, 9/15/12  
Receiving Yards: 42, vs. Boston College, 9/15/12  
Long Reception: 21 (twice), last at Syracuse, 9/1/12  
Kickoff Returns: 9 at Wisconsin, 11/27/10  
Kickoff Return Yards: 273 at Wisconsin, 11/27/10  
Long Kickoff Return: 94 at Wisconsin, 11/27/10  
Punt Returns: 2 (five times), last vs. Boston College, 9/15/12  
Punt Return Yards: 134 at Syracuse, 9/1/12  
Long Punt Return: 82 at Syracuse, 9/1/12  
Punt Return TD: 1 (twice), last at Penn State, 10/6/12  
All-Purpose Yards: 281 (twice), last at Syracuse, 9/1/12

**#67 • SEAN McEVILLY • DT**

Tackles: 7, at Penn State, 10/6/12  
 Solo Tackles: 3, vs. Iowa, 10/27/12  
 Assisted Tackles: 5, at Penn State, 10/6/12  
 TFL: 1.0, at Penn State, 10/6/12  
 Sacks: 1.0, at Penn State, 10/6/12  
 Fumble Recoveries: 1 at Michigan State, 11/17/12

**#33 • DAVID NWABUISI • LB**

Tackles: 18, vs. Iowa, 10/27/12  
 Solo Tackles: 11, vs. Iowa, 10/27/12  
 Assisted Tackles: 8 at Army, 9/17/11  
 TFL: 2.0 (twice), last at Nebraska, 11/5/11  
 Pass Sack: 1.0 (twice), last vs. Indiana, 9/29/12  
 Forced Fumble: 1 (five times), last vs. Michigan State, 11/26/11  
 Fumble Recovery: 1 (three times), last vs. Vanderbilt, 9/8/12  
 QB Hurry: 1 (twice), last vs. South Dakota, 9/22/12  
 INT: 1 (four times), last vs. Illinois, 11/24/12  
 Pass Deflections: 2, vs. Nebraska, 10/20/12

**#21 • KYLE PRATER • WR**

Receptions: 3, vs. Vanderbilt, 9/8/12  
 Receiving Yards: 24, vs. Vanderbilt, 9/8/12  
 Long Reception: 13, vs. Vanderbilt, 9/8/12

**#46 • DAMIEN PROBY • LB**

Tackles: 16, at Penn State, 10/6/12  
 Solo Tackles: 12, at Penn State, 10/6/12  
 Assisted Tackles: 10, vs. Iowa, 10/27/12  
 TFL: 2 at Nebraska, 11/5/11  
 Sacks: 1 (twice), last at Nebraska, 11/5/11  
 Quarterback Hurries: 1 vs. Illinois, 11/20/10  
 Pass Breakups: 1 (three times), last vs. Iowa, 10/27/12

**#43 • TIM RILEY • SB**

Receptions: 1 (three times), last at Michigan State, 11/17/12  
 Receiving Yards: 14, at Michigan, 11/10/12  
 Receiving TDs: 1 (twice), last at Michigan State, 11/17/12  
 Rushing Attempts: 3 (twice), last vs. Illinois, 11/24/12  
 Rushing Yards: 23, vs. Illinois, 11/24/12  
 Tackles: 2 at Minnesota, 10/2/10  
 Solo Tackles: 2 at Minnesota, 10/2/10  
 Assisted Tackles: 1 vs. Eastern Illinois, 9/10/11  
 Forced Fumbles: 1 at Minnesota, 10/2/10

**#97 • TYLER SCOTT • DE**

Tackles: 8, at Minnesota, 10/13/12  
 Solo Tackles: 6 vs. Michigan, 10/8/11  
 Assisted Tackles: 3 (twice), last vs. Iowa, 10/27/12  
 TFL: 2.0 (twice), last at Minnesota, 10/13/12  
 Forced Fumbles: 1 (three times), last at Minnesota, 10/13/12  
 Fumble Recoveries: 2 at Illinois, 10/11/11  
 Interceptions: 1 vs. Rice, 11/12/11  
 Pass Deflections: 1 (seven times), last at Michigan State, 10/6/12  
 Pass Sacks: 2, at Minnesota, 10/13/12

**#13 • TREVOR SIEMIAN • QB**

Pass Attempts: 36, at Penn State, 10/6/12  
 Completions: 22, vs. Indiana, 9/29/12  
 Passing Yards: 308, vs. Indiana, 9/29/12  
 Touchdown Passes: 2 (twice), last at Michigan, 11/10/12  
 Long Pass: 62 at Army, 9/17/11  
 Rushing Yards: 14, at Penn State, 10/6/12  
 Rushing Attempts: 4, at Penn State, 10/6/12  
 Long Rush: 14 at Penn State, 10/6/12  
 Total Offense: 315 vs. Indiana, 9/29/12

**#55 • DREW SMITH • LB**

Tackles: 5, vs. Illinois, 11/24/12  
 Solo Tackles: 3 (twice), vs. Illinois, 11/24/12  
 Assisted Tackles: 2, vs. South Dakota, 9/22/12  
 Sacks: 1 (twice), last at Michigan State, 11/17/12  
 TFL: 1.5 at Michigan State, 11/17/12  
 QB Hurries: 2 at Syracuse, 9/1/12

**#32 • MIKE TRUMPY • RB**

Rushing Yards: 129 vs. Illinois, 11/20/10  
 Rushing Attempts: 21 at Indiana, 10/30/10  
 Long Run: 80 vs. Illinois, 11/20/10  
 Rushing TDs: 2 vs. Illinois, 11/20/10  
 Receptions: 3 (three), last at Penn State, 10/6/10  
 Long Reception: 38 at Indiana, 10/30/10  
 Receiving Yards: 54 at Indiana, 10/30/10  
 All Purpose Yards: 164 at Indiana, 10/30/10

**#23 • NICK VANHOOSE • CB**

Tackles: 9 at Syracuse, 9/1/12  
 Solo Tackles: 8 at Syracuse, 9/1/12  
 Assisted Tackles: 1 (twice), last vs. Indiana, 9/29/12  
 Interceptions: 1 (twice), last vs. Illinois, 11/24/12  
 Pass Breakups: 3, at Minnesota, 10/13/12  
 TFLs: 0.5, vs. South Dakota, 9/22/12  
 Fumble Recoveries: 2, vs. Nebraska, 10/20/12

**#50 • TIMMY VERNON • LB**

Tackles: 1 (twice), last vs. South Dakota, 9/22/12  
 Solo Tackles: 1 (twice), last vs. South Dakota, 9/22/12  
 Assisted Tackles: N/A

**#40 • DAN VITALE • SB**

Receptions: 9, at Michigan State, 11/17/12  
 Receiving Yards: 110, at Michigan State, 11/17/12  
 Long Reception: 41, at Michigan State, 11/17/12  
 TD Receptions: 1 (twice), last at Michigan, 11/10/12  
 Rushing Attempts: 1, at Michigan, 11/10/12  
 Rushing Yards: 2, at Michigan, 11/10/12

**#81 • EVAN WATKINS • SB**

Pass Attempts: 22 at Wisconsin, 11/27/10  
 Completions: 13 at Wisconsin, 11/27/10  
 Passing Yards: 135 vs. Illinois, 11/20/10  
 Touchdown Passes: 1 (twice), last vs. Texas Tech, 1/1/11  
 Long Pass: 32 vs. Illinois, 11/20/10  
 Rushing Yards: 34 at Wisconsin, 11/27/10  
 Rushing Attempts: 7 (twice), last at Wisconsin, 11/27/10  
 Long Rush: 24 vs. Illinois, 11/20/10

**#49 • BRANDON WILLIAMS • P**

Punts: 12, vs. Nebraska, 10/20/12  
 Longest Punt: 77 vs. Minnesota, 11/19/11  
 Punt Average: 58.3 vs. Minnesota, 11/19/11  
 Punts Inside the 20: 4 (twice), last vs. Nebraska, 10/20/12

**#88 • QUENTIN WILLIAMS • DE**

Tackles: 7 at Nebraska, 11/5/11  
 Solo Tackles: 4, at Penn State, 10/6/12  
 Assisted Tackles: 3 (twice), last vs. Minnesota, 11/19/11  
 TFL: 2 at Nebraska, 11/5/11  
 Pass Sacks: 1 (three times), last at Minnesota, 10/13/12  
 INT: 1 (twice), last vs. Central Michigan, 9/25/10  
 Pass Deflections: 2, vs. South Dakota, 9/22/12  
 QB Hurries: 3 vs. Illinois State, 9/11/10  
 Fumble Recovery: 1 (twice), last at Minnesota, 10/13/12  
 Forced Fumbles: 1 vs. Vanderbilt, 9/8/12

**#11 • PIERRE YOUNGBLOOD-ARY • WR**

Receptions: 1, vs. Illinois, 11/24/12  
 Receiving Yards: 1, vs. Illinois, 11/24/12





# GAME-BY-GAME OFFENSIVE STATS

## RUSHING

Player	No-Yds/TD	SYR	VU	BC	SD	IND	PSU	MINN	NEB	IOWA	MICH	MSU	ILL	MS ST
Venric Mark	226-1,366/12	14-82/0	24-123/1	18-77/0	16-117/3	29-139/1	13-72/1	20-182/2	16-118/1	16-162/0	23-104/1	6-7/0	18-127/1	13-56/1
Kain Colter	169-891/12	14-59/1	13-75/1	15-81/0	3-38/0	14-161/4	5-25/1	10-26/1	14-35/0	26-166/3	24-82/0	6-28/0	14-88/1	12-74/0
Mike Trumpy	76-349/3	4-2/0	4-11/0	16-107/1	4-10/0	14-87/0	3-2/0	1-(-2)/0	6-16/1	2-28/0	4-42/0	7-13/0	8-35/1	3-7/0
Tyris Jones	40-143/2	1-4/0	1-3/0	3-10/0	8-42/1	0-0/0	0-0/0	1-4/0	0-0/0	1-9/0	2-2/0	4-10/0	13-45/0	6-14/1
Treyvon Green	22-73/1	3-8/0	2-2/0	4-8/0	8-45/1	0-0/0	0-0/0	DNP	DNP	0-0/0	0-0/0	0-0/0	5-13/0	0-0/0
Trevor Siemian	21-48/1	3-9/0	0-0/0	3-7/0	3-(-13)/0	1-7/0	4-14/0	1-0/0	2-11/0	0-0/0	1-5/0	1-4/0	0-0/0	2-14/1
Tim Riley	8-39/0	0-0/0	0-0/0	0-0/0	0-0/0	0-0/0	0-0/0	0-0/0	0-0/0	0-0/0	3-11/0	0-0/0	3-23/0	1-2/0
Tim Hanrahan	8-31/0	0-0/0	0-0/0	0-0/0	8-31/0	0-0/0	0-0/0	0-0/0	0-0/0	0-0/0	0-0/0	0-0/0	0-0/0	0-0/0
Tony Jones	1-14/0	0-0/0	0-0/0	1-14/0	0-0/0	0-0/0	0-0/0	0-0/0	0-0/0	0-0/0	0-0/0	0-0/0	0-0/0	0-0/0
Doug Diedrick	3-12/0	DNP	DNP	DNP	0-0/0	DNP	DNP	DNP	DNP	DNP	DNP	DNP	3-12/0	DNP
Jordan Perkins	3-7/0	DNP	DNP	DNP	3-7/0	0-0/0	0-0/0	0-0/0	0-0/0	0-0/0	DNP	DNP	DNP	DNP
Brandon Vitabile	0-5/0	0-0/0	0-0/0	0-5/0	0-0/0	0-0/0	0-0/0	0-0/0	0-0/0	0-0/0	0-0/0	0-0/0	0-0/0	0-0/0
Dan Vitale	1-2/0	0-0/0	0-0/0	0-0/0	0-0/0	0-0/0	0-0/0	0-0/0	0-0/0	0-0/0	1-2/0	0-0/0	0-0/0	0-0/0
Bo Cisek	2-(-3)/0	0-0/0	0-0/0	0-0/0	0-0/0	0-0/0	0-0/0	0-0/0	0-0/0	0-0/0	0-0/0	0-0/0	2-(-3)/0	0-0/0
Tyler Scott	1-(-5)/0	1-(-5)/0	0-0/0	0-0/0	0-0/0	0-0/0	0-0/0	0-0/0	0-0/0	0-0/0	0-0/0	0-0/0	0-0/0	0-0/0
TM RUSH	14-(-40)/0	—	2-(-9)/0	—	—	—	—	1-(-2)/0	—	4-(-16)/0	—	3-(-5)/0	1-(-2)/0	3-(-6)/0
<b>TOTALS</b>	<b>595-2,932/31</b>	<b>40-166/1</b>	<b>44-220/2</b>	<b>60-309/1</b>	<b>53-277/5</b>	<b>58-394/5</b>	<b>25-112/2</b>	<b>34-208/3</b>	<b>38-180/2</b>	<b>49-349/3</b>	<b>58-248/1</b>	<b>27-57/0</b>	<b>67-338/3</b>	<b>40-161/3</b>

## RECEIVING

Player	No-Yds/TD	SYR	VU	BC	SD	IND	PSU	MINN	NEB	IOWA	MICH	MSU	ILL	MS ST
Christian Jones	35-412/2	3-84-1	2-15/0	4-38/0	2-20/0	4-68/0	3-16/0	0-0/0	2-5/0	1-47/1	5-61/0	3-39/0	1-30/0	5-39/0
Tony Jones	29-335/4	3-30/0	3/13/0	2-55/0	4-63/0	2-42/0	4-27/1	0-0/0	3-36/1	0-0/0	2-24/1	3-29/0	3-16/1	0-0/0
Rashad Lawrence	34-321/0	2-20/0	3-49/0	2-21/0	1-12/0	4-52/0	2-18/0	4-24/0	4-41/0	2-15/0	0-0/0	6-40/0	2-11/0	2-18/0
Demetrius Fields	33-305/1	8-83/1	2-4/0	9-77/0	2-14/0	0-0/0	3-21/0	1-12/0	0-0/0	1-5/0	1-21/0	3-21/0	1-6/0	2-41/0
Dan Vitale	28-288/2	1-7/0	1-5/0	2-13/0	1-6/0	0-0/0	0-0/0	3-21/0	2-14/1	0-0/0	2-30/1	9-110/0	0-0/0	7-82/0
Kain Colter	16-169/0	0-0/0	0-0/0	0-0/0	0-0/0	9-131/0	3-17/0	1-4/0	3-17/0	0-0/0	0-0/0	0-0/0	0-0/0	0-0/0
Venric Mark	20-104/1	2-16/1	1-14/0	7-42/0	1-3/0	2-8/0	2-6/0	0-0/0	0-0/0	2-11/0	0-0/0	1-1/0	0-0/0	2-3/0
Mike Trumpy	8-56/0	0-0/0	1-3/0	2-8/0	0-0/0	1-4/0	3-28/0	0-0/0	0-0/0	0-0/0	1-13/0	0-0/0	0-0/0	0-0/0
Cameron Dickerson	9-54/0	0-0/0	1-6/0	2-13/0	0-0/0	1-5/0	0-0/0	2-6/0	1-4/0	0-0/0	2-20/1	0-0/0	0-0/0	0-0/0
Kyle Prater	10-54/0	2-11/0	3-24/0	0-0/0	0-0/0	0-0/0	1-2/0	0-0/0	1-4/0	1-6/0	0-0/0	0-0/0	0-0/0	2-7/0
Tim Riley	3-26/1	0-0/0	0-0/0	0-0/0	0-0/0	0-0/0	0-0/0	0-0/0	0-0/0	0-0/0	1-14/0	1-6/1	0-0/0	1-6/0
Mike Jensen	2-21/0	1-12/0	0-0/0	0-0/0	DNP	DNP	0-0/0	0-0/0	0-0/0	0-0/0	0-0/0	0-0/0	1-9/0	0-0/0
Paul Jorgensen	1-24/1	0-0/0	0-0/0	0-0/0	0-0/0	0-0/0	0-0/0	0-0/0	0-0/0	0-0/0	0-0/0	0-0/0	1-24/1	0-0/0
Tyris Jones	1-15/1	0-0/0	0-0/0	0-0/0	0-0/0	0-0/0	0-0/0	0-0/0	0-0/0	0-0/0	0-0/0	0-0/0	1-15/1	0-0/0
Doug Diedrick	1-13/0	DNP	DNP	DNP	1-13/0	DNP	DNP	DNP	DNP	DNP	DNP	DNP	0-0/0	DNP
Pierre Youngblood-Ary	1-1/0	DNP	0-0/0	DNP	0-0/0	0-0/0	0-0/0	DNP	DNP	DNP	0-0/0	DNP	1-1/0	DNP
<b>TOTALS</b>	<b>231-2,198/14</b>	<b>22-180/3</b>	<b>15-129/0</b>	<b>21-190/0</b>	<b>12-131/0</b>	<b>23-310/0</b>	<b>21-135/1</b>	<b>11-67/0</b>	<b>16-121/2</b>	<b>7-84/1</b>	<b>14-183/3</b>	<b>26-246/1</b>	<b>11-112/3</b>	<b>21-196/0</b>

## PASSING

Kain Colter	Att	Comp	Int	Pct	Yds	TD	Long	Sack
at Syracuse	21	14	0	.666	135	2	21	3
Vanderbilt	15	7	0	.466	42	0	13	1
Boston College	20	16	0	.800	144	0	41	2
South Dakota	9	7	0	.777	46	0	11	0
Indiana	3	1	1	.333	2	0	2	0
at Penn State	0	0	0	.000	0	0	0	0
at Minnesota	10	10	0	1.000	63	0	12	0
Nebraska	2	1	0	.500	5	0	5	1
Iowa	9	6	1	.667	80	1	47	0
at Michigan	14	8	0	.571	96	1	23	2
at Michigan State	20	13	0	.650	81	1	14	1
Illinois	11	9	0	.818	102	3	30	1
vs. Mississippi State	15	9	2	.600	120	0	34	0
<b>TOTALS</b>	<b>150</b>	<b>101</b>	<b>4</b>	<b>.673</b>	<b>872</b>	<b>8</b>	<b>47</b>	<b>11</b>

Trevor Siemian	Att	Comp	Int	Pct	Yds	TD	Long	Sack
at Syracuse	11	8	0	.727	78	1	25	2
Vanderbilt	16	10	0	.625	91	0	34	0
Boston College	20	14	0	.700	123	0	19	0
South Dakota	5	4	0	.800	72	0	42	2
Indiana	32	22	1	.688	308	0	38	0
at Penn State	36	21	0	.583	135	1	16	1
at Minnesota	7	1	0	.143	4	0	4	0
Nebraska	35	15	0	.428	116	2	26	0
Iowa	1	1	0	1.000	4	0	4	0
at Michigan	7	6	0	.857	87	2	21	0
at Michigan State	23	13	0	.565	165	0	41	0
Illinois	4	1	1	.250	9	0	9	0
vs. Mississippi State	21	12	1	.571	120	0	34	0
<b>TOTALS</b>	<b>217</b>	<b>128</b>	<b>3</b>	<b>.590</b>	<b>1,312</b>	<b>6</b>	<b>42</b>	<b>5</b>

## GAME-BY-GAME TACKLES

	Total	TT	SYR	VU	BC	SD	IND	PSU	MINN	NEB	IOWA	MICH	MSU	ILL	MS ST
Damien Proby	74-38	112	8-2	5-0	0-2	4-2	10-4	12-4	6-3	9-3	2-10	8-1	5-7	1-0	4-0
David Nwabuisi	62-35	97	3-4	4-3	5-1	2-4	5-0	10-5	3-2	4-2	11-7	3-1	2-5	4-1	6-0
Chi Chi Ariguzo	56-35	91	5-2	8-2	2-8	2-3	4-3	6-6	6-2	3-0	0-5	2-1	3-2	10-1	5-0
Ibraheim Campbell	59-30	89	11-2	3-2	0-2	4-1	0-1	8-6	6-4	8-1	4-4	2-1	5-6	4-0	4-0
Jared Carpenter	40-26	66	2-0	3-1	2-5	1-4	1-2	4-1	3-2	3-0	2-1	5-2	2-7	2-1	10-0
Quinn Evans	29-9	38	2-0	4-1	2-0	4-3	5-0	4-1	0-1	3-1	DNP	0-0	5-2	0-0	0-0
Tyler Scott	27-15	42	3-2	4-2	1-2	0-1	0-1	3-1	6-2	0-1	2-3	1-0	0-0	3-0	4-0
Quentin Williams	25-12	37	0-1	3-0	0-1	2-2	0-0	4-1	1-2	3-1	2-1	2-1	2-1	3-1	2-0
Nick VanHoose	26-7	33	8-1	0-0	2-0	0-2	5-1	3-2	2-1	4-0	DNP	DNP	DNP	1-0	1-0
Daniel Jones	29-4	33	0-0	1-0	1-1	DNP	DNP	0-1	6-0	10-1	4-0	3-0	1-1	0-0	3-0
Brian Arnfelt	14-11	25	3-0	2-2	2-2	0-1	1-0	1-3	0-1	1-1	2-0	0-0	1-1	0-0	1-0
Demetrius Dugar	16-8	24	1-1	2-2	2-3	1-0	0-0	0-0	DNP	DNP	4-0	2-1	4-1	0-0	DNP
Traveon Henry	15-8	23	0-0	0-0	1-1	1-1	3-2	0-0	3-1	1-1	1-1	3-0	1-1	DNP	1-0
Sean McEvilly	12-8	20	2-0	0-0	0-1	1-0	1-0	2-5	1-1	0-1	3-0	2-0	0-0	0-0	0-0
Chance Carter	5-10	15	0-0	0-1	1-0	0-1	0-0	0-2	0-1	1-3	0-1	0-0	2-0	0-1	1-0
Dean Lowry	9-5	14	0-0	1-1	0-1	0-2	3-0	2-0	0-0	1-1	0-0	0-0	1-0	0-0	1-0
Davion Fleming	7-6	13	6-4	0-0	0-0	0-0	0-1	0-0	0-0	0-0	0-0	0-0	0-1	1-0	DNP
Drew Smith	8-4	12	0-0	2-0	0-0	0-2	0-0	0-0	0-0	1-0	0-0	1-1	3-1	3-2	0-0
C.J. Bryant	8-2	10	DNP	DNP	0-0	0-1	1-0	0-0	0-0	3-1	2-0	0-0	0-0	1-0	1-0
Mike Jensen	8-2	10	0-0	2-0	1-0	DNP	DNP	0-0	0-0	1-0	0-0	0-1	0-0	0-1	2-0
Will Hampton	2-7	9	0-0	1-2	0-0	0-2	0-0	0-0	1-1	0-0	0-2	0-0	0-0	0-0	0-0
Collin Ellis	5-4	9	0-0	0-0	1-0	1-0	1-0	0-1	1-0	0-0	0-1	1-2	DNP	DNP	0-0
Deonte Gibson	7-2	9	0-0	DNP	DNP	0-1	2-0	0-1	1-0	1-0	2-0	2-0	0-0	0-0	0-0
Jarrell Williams	3-4	7	DNP	DNP	0-0	1-1	0-2	0-0	1-0	DNP	0-0	0-0	0-0	1-1	DNP
Hunter Bates	3-2	5	1-0	0-1	2-1	0-0	0-0	DNP	DNP	DNP	DNP	DNP	DNP	DNP	DNP
Jimmy Hall	4-1	5	1-0	1-0	0-0	DNP	DNP	0-0	DNP	0-0	0-0	1-0	0-0	0-1	1-0
Steve Flaherty	3-1	4	0-0	0-0	0-1	0-0	0-0	0-0	0-0	1-0	0-0	0-0	0-0	1-0	0-0
Dan Vitale	3-0	3	0-0	0-0	0-0	0-0	0-0	0-0	0-0	0-0	1-0	1-0	0-0	1-0	0-0
Roderick Goodlow	2-1	3	2-0	0-0	0-1	DNP	DNP	DNP	DNP	DNP	DNP	DNP	DNP	DNP	DNP
Jordan Perkins	2-1	3	DNP	DNP	DNP	1-0	0-1	0-0	0-0	1-0	0-0	DNP	DNP	DNP	DNP
Cameron Dickerson	2-1	3	0-1	0-0	0-0	0-0	0-0	0-0	0-0	0-0	0-0	0-0	0-0	1-0	0-0
Mike Eshun	1-2	3	0-0	0-0	DNP	0-0	1-2	DNP	DNP	DNP	DNP	DNP	DNP	0-0	DNP
Pat Hickey	2-0	2	0-0	0-0	0-0	0-0	0-0	0-0	1-0	0-0	0-0	0-0	1-0	0-0	0-0
Tyris Jones	1-1	2	0-0	0-0	0-1	0-0	0-0	0-0	0-0	0-0	0-0	0-0	0-0	1-0	0-0
Timmy Vernon	1-0	1	0-0	0-0	0-0	1-0	0-0	0-0	0-0	0-0	0-0	0-0	0-0	0-0	0-0
Pierre Youngblood-Ary	1-0	1	0-0	1-0	0-0	0-0	0-0	0-0	DNP	DNP	0-0	DNP	DNP	0-0	DNP
Tony Jones	1-0	1	0-0	0-0	0-0	0-0	0-0	0-0	0-0	0-0	1-0	0-0	0-0	0-0	0-0
Kain Colter	1-0	1	0-0	0-0	0-0	0-0	1-0	0-0	0-0	0-0	0-0	0-0	0-0	0-0	0-0
Brian Mulroe	1-0	1	0-0	0-0	0-0	0-0	1-0	0-0	0-0	0-0	0-0	0-0	0-0	0-0	0-0
Trevor Siemian	1-0	1	0-0	0-0	0-0	0-0	0-0	0-0	0-0	0-0	0-0	0-0	0-0	1-0	0-0
Max Chapman	1-0	1	0-0	0-0	0-0	0-0	0-0	0-0	0-0	0-0	0-0	0-0	0-0	1-0	0-0
<b>Totals</b>	<b>552-304</b>	<b>836</b>	<b>77-20</b>	<b>47-20</b>	<b>25-34</b>	<b>26-34</b>	<b>45-20</b>	<b>60-40</b>	<b>49-24</b>	<b>59-18</b>	<b>43-36</b>	<b>39-12</b>	<b>40-36</b>	<b>40-10</b>	<b>48-0</b>

## PUNTING

Brandon Williams	No.	Yds	Avg	Long	TB	FC	I20	Blkd
at Syracuse	5	181	36.2	51	0	3	3	0
Vanderbilt	6	249	41.5	53	0	1	2	0
Boston College	2	75	37.5	41	1	0	1	0
South Dakota	3	170	56.7	61	0	0	2	0
Indiana	2	91	45.5	46	0	0	0	0
Penn State	8	307	38.4	64	0	3	2	0
Minnesota	7	261	37.3	67	0	1	2	0
Nebraska	12	466	38.8	59	0	5	4	0
Iowa	2	73	36.5	40	0	0	0	0
Michigan	4	164	41.0	53	0	1	2	0
Michigan State	8	300	37.5	53	0	0	1	0
Illinois	0	0	0.0	0	0	0	0	0
Mississippi State	5	217	43.4	64	1		2	0
<b>Team Totals</b>	<b>64</b>	<b>2,554</b>	<b>39.9</b>	<b>64</b>	<b>2</b>	<b>14</b>	<b>21</b>	<b>0</b>



# STARTERS & SUPERLATIVES

## OFFENSE

Opponent	WR	WR	LT	LG	C	RG	RT	WR/SB	WR	QB	RB
at Syracuse	To. Jones	Lawrence	Ward	Mulroe	Vitabile	Porcelli	Konopka	C. Jones	Fields	Colter	Mark
Vanderbilt	To. Jones	Lawrence	Ward	Mulroe	Vitabile	Porcelli	Konopka	Vitale	Fields	Colter	Mark
Boston College	To. Jones	Lawrence	Ward	Mulroe	Vitabile	Deiters	Konopka	Vitale	Fields	Colter	Mark
South Dakota	To. Jones	Lawrence	Ward	Mulroe	Vitabile	Deiters	Konopka	Vitale	Fields	Colter	Mark
Indiana	To. Jones	Lawrence	Ward	Mulroe	Vitabile	Deiters	Konopka	C. Jones	Colter	Siemian	Mark
at Penn State	Riley *	B. Smith *	Ward	Mulroe	Vitabile	Deiters	Konopka	Vitale	Jorgensen *	Colter	Mark
at Minnesota	To. Jones	Lawrence	Ward	Mulroe	Vitabile	Deiters	Konopka	Vitale	C. Jones	Colter	Mark
Nebraska	To. Jones	Lawrence	Ward	Mulroe	Vitabile	Deiters	Konopka	Vitale	C. Jones	Colter	Mark
Iowa	To. Jones	Lawrence	Ward	Mulroe	Vitabile	Deiters	Konopka	C. Jones	Fields	Colter	Mark
at Michigan	To. Jones	Lawrence	Ward	Mulroe	Vitabile	Deiters	Konopka	Vitale	C. Jones	Colter	Mark
at Michigan State	To. Jones	Lawrence	Ward	Mulroe	Vitabile	Deiters	Konopka	Vitale	C. Jones	Colter	Mark
Illinois	To. Jones	Lawrence	Ward	Mulroe	Vitabile	Deiters	Konopka	Vitale	C. Jones	Colter	Mark
Mississippi State	To. Jones	Riley	Ward	Mulroe	Vitabile	Deiters	Konopka	Vitale	C. Jones	Colter	Mark

\* Northwestern started a goalline formation when its first drive began on its own 1-yard line.

## DEFENSE

Opponent	LE	DT	DT	RE	OLB	MLB	OLB	CB	S	S	CB
at Syracuse	Scott	Hampton	Arnfelt	Q. Williams	Nwabuisi	Proby	Ariguzo	Dugar	Fleming	Campbell	VanHoose
Vanderbilt	Scott	Hampton	Arnfelt	Q. Williams	Nwabuisi	Proby	Ariguzo	Dugar	Carpenter	Campbell	VanHoose
Boston College	Scott	Hampton	Arnfelt	Q. Williams	Nwabuisi	Proby	Ariguzo	Dugar	Carpenter	Campbell	VanHoose
South Dakota	Scott	McEvelly	Arnfelt	Q. Williams	Nwabuisi	Proby	Ariguzo	Evans	Carpenter	Campbell	VanHoose
Indiana	Scott	McEvelly	Arnfelt	Q. Williams	Nwabuisi	Proby	Ariguzo	Evans	Carpenter	Campbell	VanHoose
at Penn State	Scott	McEvelly	Arnfelt	Q. Williams	Nwabuisi	Proby	Ariguzo	Evans	Carpenter	Campbell	VanHoose
at Minnesota	Scott	McEvelly	Arnfelt	Q. Williams	Nwabuisi	Proby	Ariguzo	D. Jones	Carpenter	Campbell	VanHoose
Nebraska	Scott	McEvelly	Arnfelt	Q. Williams	Nwabuisi	Proby	Ariguzo	D. Jones	Carpenter	Campbell	VanHoose
Iowa	Scott	McEvelly	Arnfelt	Q. Williams	Nwabuisi	Proby	Ariguzo	D. Jones	Carpenter	Campbell	Dugar
at Michigan	Scott	McEvelly	Arnfelt	Q. Williams	Nwabuisi	Proby	Ariguzo	D. Jones	Carpenter	Campbell	Dugar
at Michigan State	Scott	McEvelly	Arnfelt	Q. Williams	Nwabuisi	Proby	Ariguzo	D. Jones	Carpenter	Campbell	Dugar
Illinois	Scott	McEvelly	Arnfelt	Q. Williams	Nwabuisi	Proby	Ariguzo	D. Jones	Carpenter	Campbell	VanHoose
Mississippi State	Scott	McEvelly	Arnfelt	Q. Williams	Nwabuisi	Proby	Ariguzo	D. Jones	Carpenter	Campbell	VanHoose

## NU/OPPONENT GAME HIGHS

Category	Northwestern	Opponent
Points	44 vs. Indiana	41 by Syracuse
First Downs	36 vs. Indiana	33 by Syracuse
Rushing Attempts	67 vs. Illinois	48 by Penn State
Rushing Yards	394 vs. Indiana	201 by Nebraska
Rushing Average	7.1 vs. Iowa	5.7 by Indiana
TD Rushes	5 vs. So. Dakota/Indiana	3 by Penn State
Passing Completions	30 vs. Boston College	44 by Syracuse
Passing Attempts	43 vs. Michigan State	65 by Syracuse
Passing Yards	310 vs. Indiana	470 by Syracuse
TD Passes	3 vs. Syracuse	4 by Syracuse

Category	Northwestern	Opponent
Total Plays	100 vs. Boston College	99 by Penn State
Total Yards	704 vs. Indiana	596 by Syracuse
Sacks by	3 vs. five opponents	5-27 by Syracuse
Turnovers forced	4 vs. Mich. State/Illinois/Miss. State	3 by Indiana
Penalties	11 at Minnesota	12 by Syracuse
Penalty Yards	93 at Minnesota	72 by Syracuse
Interceptions by	4 vs. Mississippi State	3 by Mississippi State

## NU/INDIVIDUAL GAME HIGHS

Category	Northwestern	Opponent
Points	24, Kain Colter (Indiana)	12, Jeremiah Kobena (Syracuse), Allen Robinson (Penn State)
Rushing Attempts	29, Venric Mark (Indiana)	28, Zach Zwinak (Penn State)
Rushing Yards	182, Venric Mark (Minnesota)	121, Zach Zwinak (Penn State)
Long Rush	80, Venric Mark (Nebraska)	59, Josh Robinson (Mississippi State)
Passing Completions	22, Trevor Siemian (Indiana)	44, Ryan Nassib (Syracuse)
Passing Attempts	36, Trevor Siemian (Penn State)	65, Ryan Nassib (Syracuse)
Passing Yards	308, Trevor Siemian (Indiana)	470, Ryan Nassib (Syracuse)
Long Pass	47, Kain Colter to Christian Jones (Iowa)	55, Jordan Rodgers (Vanderbilt)
Receptions	9, Demetrius Fields (Boston College)/Kain Colter (Indiana)	11, Marcus Sales (Syracuse)
	Dan Vitale (Michigan State)	
Receiving Yards	131, Kain Colter (Indiana)	139, Roy Roundtree (Michigan)





**SEPT. 1, 2012**  
**AT THE CARRIER DOME**  
**ATTENDANCE: 37,830**

## NORTHWESTERN SYRACUSE

42  
41

Sophomore QB Trevor Siemian came off the bench to engineer a late game-winning touchdown drive as Northwestern posted a wild 42-41 win over Syracuse in the season-opener for both teams Sept. 1 at the Carrier Dome.

NU trailed 41-35 following a 20-yard touchdown pass from Ryan Nassib to Christopher Clark and a two-point conversion by Prince-Tyson Gully with 2:40 left.

However, Siemian came on in relief of Kain Colter and completed six of seven passes on for 63 yards on the decisive drive, including a nine-yard hookup with Demetrius Fields for a touchdown with 44 seconds left that tied the game. Jeff Budzien's ensuing extra point was the difference.

Junior Venric Mark scored two touchdowns—including an 82-yard punt return in the first half—and finished with 281 all-purpose yards. His 134 punt-return yards established a Northwestern single-game record.

With the win, head coach Pat Fitzgerald remained unbeaten in season-openers at the helm of the Wildcats, improving to 7-0. This is the third straight year in which the Wildcats have defeated a BCS-conference opponent on the road in their season-opener.

Forced to punt on its opening drive of the game, Northwestern gave Syracuse excellent field position for its first possession when a mistimed snap prevented NU from getting the kick away. The Wildcats defense responded to limit Syracuse to a field goal, a feat that Northwestern would repeat on SU's next trip into the red zone, keeping the Orange to a 6-0 advantage early on.

Those stops paid dividends for the Wildcats, who received a shot in the arm from Mark when he fielded a punt and found a seam on the right sideline, taking it 82 yards for NU's first touchdown of the season. It was the first punt return for a score since Marquice Cole recorded an 81-yard return to paydirt against Northern Illinois in 2005.

NU also benefited from two timely plays by linebacker Chi Chi Ariguzo, beginning when Ariguzo snagged a loose ball out of the air for an interception and set up NU's next touchdown with his return. In the third quarter, Ariguzo recovered a dropped screen pass that was deemed a lateral and alertly ran it 33 yards uncontested for his first career touchdown.

### SCORING SUMMARY

NORTHWESTERN	7	14	14	7	—	42
SYRACUSE	6	7	14	14	—	41

**First Quarter:** 10:47 SYR—Krautman 22 FG; 3:57 SYR—Krautman 33 FG; 0:23 NU—Mark 82 punt return (Budzien kick)

**Second Quarter:** 10:58 SYR—Gulley 14 run (Krautman kick); 6:53 NU—Mark 21 pass from Colter (Budzien kick); 3:49 NU—C. Jones 14 pass from Colter (Budzien kick)

**Third Quarter:** 13:32 NU—Ariguzo 33 fumble recovery (Budzien kick); 7:34 NU—Colter 1 run (Budzien kick); 2:21 SYR—Sales 7 pass from Nassib (Krautman kick); 0:00 SYR—Kobena 50 pass from Nassib (Krautman kick)

**Fourth Quarter:** 6:42 SYR—Kobena 7 pass from Nassib (Krautman kick); 2:40 SYR—Clark 20 pass from Nassib (Gulley rush); 0:44 NU—Fields pass from Siemian (Budzien kick)

### GAME STATISTICS

NU	SYR
21..... First Downs .....	33
40..... Rushing Attempts .....	30
166..... Yards Gained Rushing .....	144
42..... Yards Lost Rushing .....	18
124..... Net Yards Rushing .....	126
213..... Net Yards Passing .....	470
32..... Passes Attempted .....	65
22..... Passes Completed .....	44
0..... Had Intercepted .....	1
72..... Total Offensive Plays .....	95
337..... Total Net Yards .....	470
1-1..... Fumbles-Lost .....	3-2
7-77..... Penalties-Yards .....	12-72
1-49-0..... Interceptions-Yards-TD .....	0-0-0
5-181..... Punts-Yards .....	3-156
36.2..... Avg. Yard/Punt .....	52.0
2-134-1..... Punt Return-Yards-TD .....	1-0-0
7-440-0..... Kickoff Return-Yards-TD .....	5-102-0
27:20..... Possession Time .....	32:40
5/14..... Third-Down Conversions .....	12/20
1-4..... Sacks By-Yards .....	5-27

### INDIVIDUAL LEADERS


**RUSHING:**  
 NU—Mark 14-82-0  
 SYR—Gulley 7-50-1

**PASSING:**  
 NU—Colter 14-21-135-2  
 SYR—Nassib 44-65-470-4

**RECEIVING:**  
 NU—Fields 8-83-1  
 SYR—Sales 11-117-1







SEPT. 8, 2012

RYAN FIELD

ATTENDANCE: 31,644

NORTHWESTERN  
VANDERBILT23  
13

Northwestern outscored Vanderbilt 20-3 in the second half to earn its second victory of the season with the 23-13 win under the lights in the 2012 home opener at Ryan Field. Tied at 13-13 with 5:21 left, the Wildcats capitalized on a 18-yard field goal to take the 16-13 lead, forced a Vanderbilt fumble deep in its own territory with 1:47 left and put the finishing touches on the game with a 29-yard touchdown run by Kain Colter with 1:24 to play, giving NU the 23-13 victory.

Junior running back Venric Mark spearheaded the NU offense out of the backfield with 24 carries for a career-best 123 yards and found the end zone on a 7-yard touchdown run in the fourth quarter.

Quarterbacks Trevor Siemian and Kain Colter both contributed for Northwestern as Siemian finished 10-for-16 for 91 yards while Colter was 7-of-15 for 42 yards. Colter was NU's second leading rusher Saturday as his 29-yard touchdown run with 1:24 remaining was the longest run of the day for either team.

The Northwestern defense forced two fumbles, recovering two, including one in the closing minutes of the game. Trailing 16-13, Vanderbilt began its drive at its own 28-yard line and on the first play, quarterback Jordan Rodgers was sacked by Tyler Scott, forcing the fumble that was recovered by Dean Lowry. Scott finished the game with six tackles, one sack, two tackles for loss and a forced fumble. Chi Chi Ariguzo led the NU defense with 10 tackles, along with a sack and a team-best three TFLs.

NU entered the fourth quarter facing a 10-6 deficit but began its go-ahead drive at the start of the final period. A late hit against Vanderbilt moved the ball near the midfield and Northwestern marched down the field, ending the 11-play, 86-yard drive with Mark's 7-yard touchdown scamper to take its first lead of the game at 13-10.

Vanderbilt evened things up on its next drive, capping a nine-play 60-yard drive with a 26-yard field goal by Carey Spear.

On NU's next possession, the Wildcats drove all the way to the Vanderbilt 2-yard line, facing fourth-and-1 with about two minutes remaining. Electing for the field goal, Budzien put the Wildcats back on top 16-13.

Northwestern's defense quickly stopped Vanderbilt's last chance to go back on top as Scott forced a Rodgers fumble, giving the Wildcats the ball back at the Vanderbilt 20-yard line. With Colter back under center, NU had two negative rushes before he broke out for the 29-yard touchdown run sealing the game for the Wildcats.

## SCORING SUMMARY

VANDERBILT	7	3	0	3	—	13
NORTHWESTERN	3	0	3	17	—	23

First Quarter: 10:11 VU—Matthews 22 pass from Rodgers (Spear kick); 7:14 NU—Budzien 40 FG

Second Quarter: 12:38 VU—Spear 32 FG

Third Quarter: 10:16 NU—Budzien 37 FG

Fourth Quarter: 9:28 NU—Mark 7 run (Budzien kick); 5:21 VU—Spear 26 FG; 2:01 NU—Budzien 18 FG; 1:24 NU—Colter 29 run (Budzien kick)

## GAME STATISTICS

VU	NU
17.....	First Downs.....23
34.....	Rushing Attempts.....46
133.....	Yards Gained Rushing.....220
32.....	Yards Lost Rushing.....29
101.....	Net Yards Rushing.....191
217.....	Net Yards Passing.....133
33.....	Passes Attempted.....31
17.....	Passes Completed.....17
0.....	Had Intercepted.....0
68.....	Total Offensive Plays.....77
318.....	Total Net Yards.....324
3-2.....	Fumbles-Lost.....1-0
4-40.....	Penalties-Yards.....5-40
0-0-0.....	Interceptions-Yards-TD.....0-0-0
6-270.....	Punts-Yards.....6-249
45.0.....	Avg. Yard/Punt.....41.5
2-11-0.....	Punt Return-Yards-TD.....0-0-0
6-141-0.....	Kickoff Return-Yards-TD.....1-21-0
29:44.....	Possession Time.....30:16
4/15.....	Third-Down Conversions.....8/17
1-5.....	Sacks By-Yards.....3-24

## INDIVIDUAL LEADERS


RUSHING:  
VU—Rodgers 15-51-0  
NU—Mark 24-123-1

PASSING:  
VU—Rodgers 17-33-217-1  
NU—Siemian 10-16-91-0

RECEIVING:  
VU—Boyd 6-76-0  
NU—Lawrence 3-49-0







**SEPT. 15, 2012**  
**RYAN FIELD**  
**ATTENDANCE: 32,597**

**NORTHWESTERN 22**  
**BOSTON COLLEGE 13**

Northwestern place kicker Jeff Budzien went a perfect 5-for-5 on field goals to match a school record and the Wildcats accumulated 560 yards of total offense in their 22-13 victory over Boston College at Ryan Field. With the win, Northwestern improves its record to a perfect 3-0, with all three wins coming against BCS-conference opponents.

Budzien's five field goals were the most for an NU kicker since Joel Howells had five against Penn State in 2005. On Saturday, Budzien scored 15 points for the Wildcats with field goals from 42, 20, 29, 41 and 19 yards out.

Junior running back Mike Trumpy led the Wildcats with 106 yards on the ground on 16 carries and found the end zone late in the game to secure the victory for Northwestern. Fellow tailback Venric Mark compiled 77 yards on the ground and another 42 yards on seven receptions.

The Wildcats utilized quarterbacks Kain Colter and Trevor Siemian as Colter finished 16-of-20 for 144 yards and Siemian was 14-of-20 for 123 yards. Colter also had 66 yards on the ground as the Wildcats accounted for 560 yards of total offense (293 rushing, 267 passing).

The NU defense limited BC to just 25 rushing yards as the Eagles had 316 yards of total offense. Chi Chi Ariguzo, the reigning Big Ten Defensive Player of the Week, led NU with 10 tackles.

Protecting a 15-10 lead entering the fourth quarter, Northwestern saw its lead shrink to two in the opening minutes of the period and was forced to punt for only the second time all game with just over three minutes remaining in the game. Punter Brandon Williams planted his kick at the BC 1-yard line, leaving the Eagles needing a long drive to find the go-ahead score. Instead, the Wildcats defense forced a three-and-out, getting the ball back with 2:35 to play.

Northwestern stuck to the ground game it had established long ago, feeding the ball to Mike Trumpy and watching the NU junior break off a 27-yard game-clinching touchdown run three plays later. It was Northwestern's 100th and final offensive play from scrimmage, the most by the Wildcats since running 115 plays in the 2010 Outback Bowl.

Northwestern finished 12-of-19 on third-down situations while Boston College was just 2-of-11, allowing NU to hold the ball for nearly 36 of the game's 60 minutes.

## SCORING SUMMARY

BOSTON COLLEGE	3	7	0	3	—	13
NORTHWESTERN	6	6	3	7	—	22

**First Quarter:** 12:25 NU—Budzien 42 FG; 8:03 BC—Freese 21 FG; 3:36 NU—Budzien 20 FG

**Second Quarter:** 13:21 NU—Budzien 29 FG; 1:38 BC—Coleman 31 pass from Rettig (Freese kick); 0:02 NU—Budzien 41 FG

**Third Quarter:** 2:50 NU—Budzien 19 FG

**Fourth Quarter:** 14:50 BC—Freese 34 FG; 1:37 NU—Trumpy 27 run (Budzien kick)

## GAME STATISTICS


BC	NU
22	34
21	60
50	309
25	16
25	293
291	267
44	40
24	30
0	0
65	100
316	560
2-1	3-2
4-48	7-78
0-0-0	0-0-0
5-253	2-75
50.6	37.5
0-0-0	3-26-0
6-103-0	1-17-0
24:04	35:56
2/11	12/19
2-15	1-7

## INDIVIDUAL LEADERS

RUSHING:	PASSING:	RECEIVING:
BC—Finch 8-19-0	BC—Rettig 24-44-291-1	BC—Amidon 9-118-0
NU—Trumpy 16-106-1	NU—Colter 16-20-144-0	NU—Fields 9-77-0







SEPT. 22, 2012

RYAN FIELD

ATTENDANCE: 28,641

NORTHWESTERN  
SOUTH DAKOTA38  
7

Northwestern completed the nonconference portion of its schedule with a perfect 4-0 mark by knocking off South Dakota, 38-7, at Ryan Field on Sept. 22. The Wildcats did most of their damage on offense with the ground game, posting five rushing touchdowns and finishing with 277 yards on the ground.

The five rushing scores were the most by a Northwestern team since Sept. 5, 2009, against Towson. Junior Venric Mark went over 100 yards on the ground for the second time this season, racking up 117 yards to go along with a career-best three touchdowns. Northwestern has now had an individual reach the 100-yard rushing plateau in three straight games, the longest such streak for NU since early in the 2007 season.

Northwestern quarterbacks supported the cause by completing 12-of-15 passing attempts for 131 yards, keeping NU without an interception for the fourth time in four games this season.

A 47-yard rush by Mark on the second play from scrimmage set the tone for the Wildcats, putting Northwestern down to the South Dakota 26-yard line. Mark would have the honor of finishing off the drive seven plays later with a 3-yard dive into the end zone for his second rushing score of the year.

After a quick three-and-out by the Coyotes, Northwestern again found itself within scoring range thanks to a 42-yard catch-and-run from Trevor Siemian to Tony Jones. On the next play, Siemian handed off to senior Tyris Jones for a 5-yard rush to put the Wildcats ahead by two touchdowns midway through the period.

South Dakota moved the ball as far as the NU 29-yard line on its next possession, but turned the ball over on downs after a fourth-and-15 stop by the Wildcats defense. Two possessions later, Northwestern took over with good field position after a short 17-yard punt by South Dakota. A dynamic 24-yard scamper by Kain Colter brought NU inside Coyote territory, and once again Mark moved the pile from six yards out to put the hosts ahead, 21-0.

NU regained possession after an errant snap by the Coyotes was recovered by Brian Arnfelt, Arnfelt's first fumble recovery this year to go along with two forced fumbles. Siemian directed the NU offense for the 28 yards to the end zone, ultimately handing off to Mark for his third score of the day.

Northwestern's fifth touchdown of the afternoon came on NU's opening drive of the second half when sophomore Treyvon Green broke off a career-long 33-yard run up the middle of the line, capping a quick 71-yard Wildcats drive.

## SCORING SUMMARY

SOUTH DAKOTA	0	0	7	0	—	7
NORTHWESTERN	14	14	7	3	—	38

**First Quarter:** 11:29 NU—Mark 3 run (Budzien kick); 7:28 NU—Tyris Jones 5 run (Budzien kick)

**Second Quarter:** 8:16 NU—Mark 6 run (Budzien kick); 0:52 NU—Mark 4 run (Budzien kick)

**Third Quarter:** 11:33 NU—Green 33 run (Budzien kick); 4:10 SD—Vander Maten 4 run (Robb kick)

**Fourth Quarter:** 10:00 NU—Flaherty 39 FG

## GAME STATISTICS

SD	NU
13.....	First Downs.....22
23.....	Rushing Attempts.....53
69.....	Yards Gained Rushing.....300
18.....	Yards Lost Rushing.....23
51.....	Net Yards Rushing.....277
189.....	Net Yards Passing.....131
33.....	Passes Attempted.....15
17.....	Passes Completed.....12
0.....	Had Intercepted.....0
56.....	Total Offensive Plays.....68
240.....	Total Net Yards.....408
3-1.....	Fumbles-Lost.....1-0
9-67.....	Penalties-Yards.....5-46
0-0-0.....	Interceptions-Yards-TD.....0-0-0
6-213.....	Punts-Yards.....3-170
35.5.....	Avg. Yard/Punt.....57.7
2-8-0.....	Punt Return-Yards-TD.....2-10-0
5-69-0.....	Kickoff Return-Yards-TD.....0-0-0
27:30.....	Possession Time.....32:30
5/12.....	Third-Down Conversions.....9/14
2-15.....	Sacks By-Yards.....1-4

## INDIVIDUAL LEADERS

## RUSHING:

SD—Vander Maten 9-38-1  
NU—Mark 16-117-3

## PASSING:


SD—Vander Maten 17-33-189-0  
NU—Siemian 4-5-72-0

## RECEIVING:

SD—Terry 5-66-0  
NU—Tony Jones 4-63-0







SEPT. 29, 2012

RYAN FIELD

ATTENDANCE: 33,129

NORTHWESTERN  
INDIANA44  
29

Northwestern compiled a school-record 704 yards of total offense as the Wildcats defeated Indiana 44-29 at Ryan Field in the Big Ten opener for both teams. The yardage total topped the 674 yards amassed in a 51-48 victory over Wisconsin on Oct. 8, 2005.

Junior Kain Colter performed double duty at quarterback and wide receiver for the first time this season and put up gaudy numbers at both positions. Colter racked up 90 receiving yards in the first half alone and finished with nine receptions for 131 yards, while also rushing 14 times for 161 yards—an 11.5 yards-per-carry average—and found the end zone four times on the ground.

Junior running back Venric Mark also surpassed 100 yards on the ground for the third time in four games, setting career bests with 139 yards on 29 carries. It marks the first time since Nov. 22, 2003, against Illinois that the Wildcats have had two 100-yard rushers in the same game (Jason Wright and Noah Herron).

Trevor Siemian spent much of the game under center for NU and set career highs with 308 yards passing, completing 22 of 32 attempts in his first career start. Place-kicker Jeff Budzien had yet another stellar game, remaining perfect on field goals this season (11-for-11) by converting 44, 34 and 29-yard attempts.

Northwestern sped to a 20-0 halftime lead thanks to a pair of Colter touchdown runs and two Budzien field goals and soon made it 27-0 when the 'Cats marched down the field on their first drive of the second half.

Indiana found its stride at that point, getting on the board with a 20-yard rush by Stephen Houston and getting a fortuitous fumble recovery at the end of a long rush by Mark. Indiana punched it in with a 35-yard scoring strike from Nate Sudfeld to Kofi Hughes, narrowing its deficit to 27-14.

A stellar seven-play, 75-yard drive by the Wildcats put some distance back between NU and IU, with Mark continuing the theme of the day on offense by plunging in from one yard out to make it 34-14. The 20-point lead was short-lived, however, as Indiana's Tevin Coleman returned Northwestern's kickoff 96 yards for a touchdown, keeping IU in shouting distance with 4:29 left in the third. The Hoosiers would eventually pull to within eight, 37-29, following a TD and two-point conversion, but the NU defense forced a three-and-out to give Colter the chance to put the game away with his school-record-tying fourth TD of the afternoon.

## SCORING SUMMARY

INDIANA	0	0	21	8	—	29
NORTHWESTERN	7	13	17	7	—	44

**First Quarter:** 5:52 NU—Colter 8 run (Budzien kick)

**Second Quarter:** 11:41 NU—Budzien 44 FG; 7:59 NU—Colter 8 run (Budzien kick); 0:56 NU—Budzien 34 FG

**Third Quarter:** 11:52 NU—Colter 15 run (Budzien kick); 9:24 IND—Houston 20 run (Ewald kick); 7:28 IND—Hughes 35 pass from Sudfeld (Ewald kick); 4:43 NU—Mark 1 run (Budzien kick); 4:29 IND—Coleman 96 kickoff return (Ewald kick); 1:16 NU—Budzien 29 FG

**Fourth Quarter:** 14:06 IND—Roberts 2 run (Hughes rush); 5:07 NU—Colter 22 run (Budzien kick)

## GAME STATISTICS

IND	NU
16..... First Downs .....	36
28..... Rushing Attempts .....	58
167..... Yards Gained Rushing .....	412
18..... Yards Lost Rushing .....	18
159..... Net Yards Rushing .....	394
266..... Net Yards Passing .....	310
39..... Passes Attempted .....	35
22..... Passes Completed .....	23
1..... Had Intercepted .....	2
67..... Total Offensive Plays .....	93
425..... Total Net Yards .....	704
0-0..... Fumbles-Lost .....	2-1
4-28..... Penalties-Yards .....	3-25
2-33-0..... Interceptions-Yards-TD .....	1-0-0
6-234..... Punts-Yards .....	2-91
39.0..... Avg. Yard/Punt .....	45.5
1-0-0..... Punt Return-Yards-TD .....	1-2-0
6-219-1..... Kickoff Return-Yards-TD .....	2-21-0
23:46..... Possession Time .....	36:14
5/15..... Third-Down Conversions .....	10/17
0-0..... Sacks By-Yards .....	2-8

## INDIVIDUAL LEADERS


**RUSHING:**  
IND—Houston 11-91-1  
NU—Colter 14-161-4

**PASSING:**  
IND—Sudfeld 9-16-157-1  
NU—Siemian 22-32-308-1

**RECEIVING:**  
IND—Hughes 5-110-1  
NU—Colter 9-131-0







**OCT. 6, 2012**  
**BEAVER STADIUM**  
**ATTENDANCE: 95,769**

**PENN STATE 39**  
**NORTHWESTERN 28**

For the second-straight meeting in Happy Valley, Northwestern staked itself to a double-digit lead against Penn State only to see the Nittany Lions storm back for a victory, this time handing NU its first loss of 2012 with a 39-28 decision.

Penn State held possession of the ball for all but six offensive plays in the first quarter but managed to come away with only three points. The Nittany Lions converted a pair of fourth-down opportunities and ultimately set up a 21-yard field goal by Sam Ficken to take the lead.

Northwestern, meanwhile, began their first four offensive drives on their own 1, 21, 15 and 8-yard line, respectively, and were forced into three-and-outs each time. Penn State added to its lead after beginning its drive at NU's 40-yard line and eventually punching in a 1-yard touchdown rush by Zach Zwinak with 9:34 left before halftime.

Northwestern was the beneficiary of a Penn State miscue following its next series, when a Wildcats punt was dropped by the PSU receiver. Redshirt freshman

Nick VanHoose was right there to scoop up the loose ball, giving NU possession at the hosts' 17-yard line. Three plays later, Venric Mark took an option pitch and covered the two yards to the end zone for NU's first score of the day and its 14th straight rushing TD dating to its week-two matchup with Vanderbilt.

Later in the half, Trevor Siemian found Tony Jones across the middle of the end zone, threading the needle and giving Jones the chance to make a great grab and secure a 14-10 NU lead at the intermission. Penn State regained the lead with a 12-play drive on its first chance of the second half, getting in the end zone with an 8-yard pass from Matt McGloin to Allen Robinson. NU roared right back on its next possession, with Siemian and Mark keying a 71-yard touchdown drive. The series was completed when Colter executed the zone read to perfection and darted 10 yards around the left end to put Northwestern ahead, 21-17.

After a defensive stand by NU, Mark did what he does best when he fielded a deep Penn State punt, exploded through the first line of coverage and took it 75 yards to the house. The score put NU ahead 28-17 and made Mark only the second Wildcat in history to notch two punt returns in the same season, joining Tom Worthington in 1949.

Penn State controlled the fourth quarter, however, scoring the game's final 22 points to steal a 39-28 victory from the Wildcats.

#### SCORING SUMMARY

NORTHWESTERN	0	14	14	0	—	28
PENN STATE	3	7	7	22	—	39

**First Quarter:** 3:41 PSU—Ficken 21 FG

**Second Quarter:** 9:34 PSU—Zwinak 1 run (Ficken kick); 6:23 NU—Mark 2 run (Budzien kick); 0:30 NU—Tony Jones 11 pass from Siemian (Budzien kick)

**Third Quarter:** 7:17 PSU—Robinson 8 pass from McGloin (Ficken kick); 3:12 NU—Colter 10 run (Budzien kick); 0:50 NU—Mark 75 punt return (Budzien kick)

**Fourth Quarter:** 9:49 PSU—Robinson 6 pass from McGloin (Zordich run); 2:37 PSU—McGloin 5 run (Ficken kick); 1:30 PSU—Zordich 3 run (Ficken kick)

#### GAME STATISTICS

NU	PSU
14..... First Downs.....	30
25..... Rushing Attempts.....	48
120..... Yards Gained Rushing.....	181
8..... Yards Lost Rushing.....	20
112..... Net Yards Rushing.....	161
135..... Net Yards Passing.....	282
36..... Passes Attempted.....	51
21..... Passes Completed.....	35
0..... Had Intercepted.....	0
61..... Total Offensive Plays.....	99
247..... Total Net Yards.....	443
1-1..... Fumbles-Lost.....	2-1
3-40..... Penalties-Yards.....	3-30
0-0-0..... Interceptions-Yards-TD.....	0-0-0
8-307..... Punts-Yards.....	5-184
38.4..... Avg. Yard/Punt.....	36.8
1-75-1..... Punt Return-Yards-TD.....	3-9-0
4-58-0..... Kickoff Return-Yards-TD.....	5-91-0
20:43..... Possession Time.....	39:17
4/13..... Third-Down Conversions.....	10/22
2-16..... Sacks By-Yards.....	1-5

#### INDIVIDUAL LEADERS


**RUSHING:**  
 NU—Mark 13-72-1  
 PSU—Zwinak 28-121-1

**PASSING:**  
 NU—Siemian 21-36-135-1  
 PSU—McGloin 35-51-282-2

**RECEIVING:**  
 NU—Tony Jones 4-27-1  
 PSU—Robinson 9-85-2







**OCT. 13, 2012**  
**TCF BANK STADIUM**  
**ATTENDANCE: 49,651**

## NORTHWESTERN MINNESOTA

**21  
13**

After leaping out to a lightning-fast lead in a Big Ten Legends division contest at Minnesota, Northwestern made two late defensive stops in a driving rain to hold on for a 21-13 win and bowl eligibility with a 6-1 record. NU became bowl eligible for the sixth-consecutive season.

Northwestern got off to a dream start when it recovered a Minnesota fumble on the opening kickoff, with C.J. Bryant falling on the loose ball to give the Wildcats the ball on the Gopher 26-yard line. On the next play from scrimmage, Venric Mark took a handoff and darted untouched through the left side of the line, going 26 yards for the score just 11 seconds into the contest.

Minnesota regrouped in time to kick a 31-yard field goal on its ensuing drive, but the Wildcats offense kept humming on the next series. Mark provided the spark with a 47-yard carry down the left sideline, and four plays later Kain Colter punched it in on a keeper from two yards out for his eighth rushing score of the season.

The hosts countered on their ensuing series with a 10-play drive that culminated in a 25-yard touchdown

run up the middle by MarQueis Gray on the first play of the second quarter.

After a three-and-out by the Wildcats, Northwestern's defense came up big on Minnesota's ensuing first-down play when senior DL Quentin Williams batted down a pass that was then intercepted by David Nwabuisi, Nwabuisi's second career pick. Two plays later, Mark went straight up the middle untouched for a career-long run of 48 yards and his second touchdown of the afternoon, putting the Wildcats in front by a 21-10 count.

The score remained the same when Northwestern received the kickoff at the start of the second half, but the Wildcats were forced to punt and saw their lead shrink to eight following Jordan Wettstein's second field goal of the day for the Gophers. It was the only score by either team in the third quarter, as the steady rain kept the ball on the ground and the clock running with few interruptions.

The teams continued to trade punts in the early going of the fourth quarter, with the driving rain hindering both offenses. When Minnesota got the ball back at midfield for one final drive with 1:17 left on the clock, Tyler Scott stepped up with a huge sack and forced fumble to finish off the victory.

Mark finished the game with a career-best 181 yards on the ground, giving him 791 for the season, good for a 113.0 yards per game average.

### SCORING SUMMARY

NORTHWESTERN	14	7	0	0	—	21
MINNESOTA	3	7	3	0	—	13

**First Quarter:** 14:49 NU—Mark 26 run (Budzien kick); 9:08 MINN—Wettstein 31 FG; 5:08 NU—Colter 2 run (Budzien kick)

**Second Quarter:** 14:53 MINN—Gray 25 run (Budzien kick); 12:50 NU—Mark 48 run (Budzien kick)

**Third Quarter:** 8:47 MINN—Wettstein 38 FG

### GAME STATISTICS

GAME STATISTICS		
NU		MINN
13	First Downs	21
34	Rushing Attempts	42
230	Yards Gained Rushing	213
22	Yards Lost Rushing	55
208	Net Yards Rushing	158
67	Net Yards Passing	169
17	Passes Attempted	30
11	Passes Completed	16
0	Had Intercepted	1
51	Total Offensive Plays	72
275	Total Net Yards	327
0-0	Fumbles-Lost	7-2
11-93	Penalties-Yards	9-82
1-0-0	Interceptions-Yards-TD	0-0-0
7-261	Punts-Yards	3-114
37.3	Avg. Yard/Punt	38.0
1-0-0	Punt Return-Yards-TD	6-37-0
2-32-0	Kickoff Return-Yards-TD	4-47-0
26:03	Possession Time	33:57
1/9	Third-Down Conversions	5/14
3-27	Sacks By-Yards	0-0

### INDIVIDUAL LEADERS

**RUSHING:**  
 NU—Mark 20-182-2  
 MINN—Gray 9-86-1

**PASSING:**  
 NU—Colter 10-10-63-0  
 MINN—Shortell 9-19-103-0

**RECEIVING:**  
 NU—Lawrence 4-24-0  
 MINN—Barker 3-49-0







OCT. 20, 2012

RYAN FIELD

ATTENDANCE: 47,330

## NEBRASKA NORTHWESTERN

29

28

Northwestern kept a prolific Nebraska rushing attack largely in check and brought a 21-10 lead into the fourth quarter, but the visiting Huskers were able to gain a one-point lead with 2:08 to play and held on for a 29-28 victory in front of a sellout crowd at Ryan Field.

NU nearly found the game-winning points when it drove the ball to the Nebraska 36 and Jeff Budzien attempted a 53-yard field goal. The career-long attempt by Budzien had the distance but missed just outside the right upright.

Following a muffed punt in the opening quarter by Nebraska, NU took over on Huskers' 14-yard line and seized a 7-3 lead when Trevor Siemian found freshman SB Dan Vitale for a 10-yard touchdown pass, Vitale's first career score as a Wildcat.

Despite three Cornhusker turnovers in the first half, Nebraska's defense was up to the task of keeping Northwestern at bay and regained possession with good field position and 9:09 remaining in the first half. On the second play of the drive, Taylor Martinez found Kenny

Bell for a 37-yard TD and a 10-7 Nebraska lead.

Two drives later, Northwestern took over on the 50-yard line and moved the chains with a fourth-and-1 pickup on a Colter QB sneak. Mark then converted a key third-and-5 play by moving the pile for seven yards, and on the next play Siemian dropped back and found Tony Jones down the sideline for a 26-yard TD completion.

Northwestern forced a Nebraska punt to open the second half and, after getting the ball back, saw Venric Mark break off an 80-yard touchdown run to put the 'Cats in front, 21-10.

Late in the third quarter, Martinez recorded the only other score of the period on a 3-yard touchdown rush, but the Wildcats stopped the ensuing two-point conversion, keeping Northwestern ahead, 21-16.

The Wildcats regained a double-digit lead when Mike Trumphy capped an 11-play drive by plugging in from three yards out with 8:31 left, extending the hosts' advantage to 28-16.

However, Nebraska responded with an 80-yard drive capped by an eight-yard pass from Martinez to Taariq Allen. Northwestern was unable to pick up a first down on the ensuing drive and the Huskers got the decisive score with just over two minutes left when Martinez and Ben Cotton teamed up on a 7-yard scoring pass to give Nebraska its first lead since midway through the second quarter.

### SCORING SUMMARY

NEBRASKA	3	7	6	13	—	29
NORTHWESTERN	7	7	7	7	—	28

**First Quarter:** 11:21 NEB—Maher 27 FG; 1:35 NU—Vitale 10 pass from Siemian (Budzien kick)  
**Second Quarter:** 8:25 NEB—Bell 37 pass from Martinez (Maher kick); 1:25 NU—Tony Jones pass from Siemian (Budzien kick)  
**Third Quarter:** 12:17 NU—Mark 80 run (Budzien kick); 1:09 NEB—Martinez 3 run (run fail)  
**Fourth Quarter:** 8:31 NU—Trumphy 3 run (Budzien kick); 5:55 NEB—Allen 8 pass from Martinez (Maher kick); 2:08 NEB—Cotton 7 pass from Martinez (pass fail)

### GAME STATISTICS


GAME STATISTICS		
NEB	NU	
26	First Downs	14
44	Rushing Attempts	38
237	Yards Gained Rushing	188
36	Yards Lost Rushing	8
201	Net Yards Rushing	180
342	Net Yards Passing	121
39	Passes Attempted	37
27	Passes Completed	16
0	Had Intercepted	0
83	Total Offensive Plays	75
543	Total Net Yards	301
3-3	Fumbles-Lost	1-0
8-62	Penalties-Yards	5-45
0-0-0	Interceptions-Yards-TD	0-0-0
9-380	Punts-Yards	12-466
42.2	Avg. Yard/Punt	38.8
3-(-5)-0	Punt Return-Yards-TD	3-24-0
5-74-0	Kickoff Return-Yards-TD	3-59-0
32:25	Possession Time	27:35
3/14	Third-Down Conversions	5/20
1-2	Sacks By-Yards	3-24

### INDIVIDUAL LEADERS

<b>RUSHING:</b>	<b>PASSING:</b>	<b>RECEIVING:</b>
NU—Mark 16-118-1	NU—Siemian 15-35-116-2	NU—Lawrence 4-41-0
NEB—Abdullah 19-101-0	NEB—Martinez 27-39-342-3	NEB—Enunwa 6-110-0







**OCT. 27, 2012**  
**RYAN FIELD**  
**ATTENDANCE: 44,121**

## NORTHWESTERN IOWA

28  
17

Led by a rushing attack that churned out 349 yards and a defense that kept Iowa out of the end zone until the final minute of the third quarter, Northwestern pleased its 2012 Homecoming crowd with a 28-17 victory over the Hawkeyes at Ryan Field. The win over the Hawkeyes is NU's sixth in its last eight meetings with its conference and divisional rivals.

Quarterback Kain Colter was a thorn in the side of Iowa all afternoon, rushing for a career-best 166 yards and three touchdowns while also throwing a 47-yard TD pass and finishing with 80 yards through the air.

Junior RB Venric Mark recorded a milestone on the afternoon, rushing for 162 yards to go over 1,000 ground yards for the season. It marks the 15th 1,000-yard rushing season in NU football history and the first since Tyrell Sutton ran for exactly 1,000 in 2006. It's also the second time this season that Mark and Colter each topped 100 yards in the same game, a feat that before this season had not been achieved by the 'Cats since 2003.

Defensively, Northwestern was led by a stellar effort by senior linebacker David Nwabuisi, who recorded personal-bests of 11 solo and 18 total tackles.

A pair of Colter rushing touchdowns in the first half allowed the 'Cats to bring a 14-3 lead into the locker room, and NU seized momentum once again early in the third quarter. After stopping the Hawkeyes on the opening drive of the half, NU's Tyriss Jones came free to block Iowa's punt attempt, forcing the ball out of bounds at the Hawkeye 4-yard line. Colter punched it in on the ensuing first down, extending the hosts' lead to 18 points.

The advantage grew to 28-3 on NU's next offensive possession when Colter dropped back and found Christian Jones behind his defender, connecting with the sophomore for a 47-yard touchdown strike.

After Iowa scored to make it 28-10, the Wildcats seemed poised to put the game away before a fumbled snap in the red zone gave the ball back to the Hawkeyes. Iowa would score to pull within 11 points, but NU's defense returned to the stifling play it demonstrated throughout the game to clinch Northwestern's seventh win of the year.

### SCORING SUMMARY

IOWA	3	0	7	7	—	17
NORTHWESTERN	7	7	14	0	—	28

**First Quarter:** 11:26 NU—Colter 5 run (Budzien kick); 4:37 IOWA—Meyer 40 FG

**Second Quarter:** 11:44 NU—Colter 2 run (Budzien kick)

**Third Quarter:** 12:58 NU—Colter 4 run (Budzien kick); 10:43 NU—C. Jones 47 pass from Colter (Budzien kick); 0:22 IOWA—Vandenberg 1 run (Meyer kick)

**Fourth Quarter:** 6:37 IOWA—Vandenberg 1 run (Meyer kick)

### GAME STATISTICS

IOWA	NU
23.....	First Downs.....20
40.....	Rushing Attempts.....49
144.....	Yards Gained Rushing.....370
22.....	Yards Lost Rushing.....21
122.....	Net Yards Rushing.....349
214.....	Net Yards Passing.....84
38.....	Passes Attempted.....10
24.....	Passes Completed.....7
0.....	Had Intercepted.....1
78.....	Total Offensive Plays.....59
336.....	Total Net Yards.....433
1-0.....	Fumbles-Lost.....1-1
3-15.....	Penalties-Yards.....7-72
1-(-8)-0.....	Interceptions-Yards-TD.....0-0-0
4-133.....	Punts-Yards.....2-73
33.2.....	Avg. Yard/Punt.....36.5
0-0-0.....	Punt Return-Yards-TD.....1-23-0
2-33-0.....	Kickoff Return-Yards-TD.....1-14-0
34:25.....	Possession Time.....25:35
8/17.....	Third-Down Conversions.....8/11
0-0.....	Sacks By-Yards.....3-16

### INDIVIDUAL LEADERS

<b>RUSHING:</b>	<b>PASSING:</b>	<b>RECEIVING:</b>
NU—Colter 26-166-3	NU—Colter 6-9-80-1	NU—C. Jones 1-47-1
IOWA—Bullock 22-107-0	IOWA—Vandenberg 24-38-214-0	IOWA—Martin-Manley 7-46-0







Nov. 10, 2012

MICHIGAN STADIUM

ATTENDANCE: 112,510

**MICHIGAN  
NORTHWESTERN**

**38  
31  
(OT)**

Northwestern took the lead midway through the fourth quarter and made a late interception, but a Michigan Hail Mary and game-tying field goal sent the game to overtime, where the Wolverines came out on top, 38-31.

The game marked the first overtime contest for the Wildcats since the 2010 Outback Bowl and was the first overtime loss in program history for NU in Big Ten play (Northwestern previously was 7-0 in such games).

Northwestern was led on offense by running back Venric Mark's seventh 100-yard rushing game of the season and a combined 14-of-21 passing effort with three touchdowns by quarterbacks Kain Colter and Trevor Siemian. Mark racked up 260 all-purpose yards.

NU compiled 248 rushing yards and 431 total yards on a Michigan defense that came into the game ranked No. 7 nationally in total defense.

Northwestern marched down the field and scored on its opening possession of the game—the first Michigan

opponent to do so in 2012—thanks to a 3-yard Mark scoring run. Michigan rallied to seize a 14-7 lead late in the second, but the Siemian entered the game with 1:53 to go before halftime and quickly engineered an NU scoring drive. The final strike was a perfect 19-yard delivery to redshirt freshman Cameron Dickerson, who made a nice catch at the pylon for his first career touchdown.

The Wildcats then regained the lead on the first drive of the second half when Colter found superback Dan Vitale alone down the right sideline on a 23-yard touchdown pass. A Jeff Budzien field goal from 34 yards out extended the NU lead to 24-14, but Michigan narrowed its deficit to three entering the fourth on a 28-yard pass from Devin Gardner to Fitz Toussaint.

After Michigan found a go-ahead score midway through the fourth, NU responded when Siemian again came in to finish off a drive started by Colter, finding Michigan native Tony Jones in the end zone from 15 yards to out to put NU in front, 31-28. Demetrius Dugar then intercepted Gardner on Michigan's next series, but NU was forced to punt it back to the hosts with less than one minute to play.

Michigan's Hail Mary prayers were answered on a 53-yard pass to Roy Roundtree to set up a short, game-tying field goal, and the Wolverines won it in OT on a 1-yard Gardner rush.

**SCORING SUMMARY**

					(OT)	
NORTHWESTERN	7	7	10	7	0	31
MICHIGAN	7	7	7	10	7	38

**First Quarter:** 8:19 NU—Mark 3 run (Budzien kick); 2:27 MICH—Gardner 8 run (Gibbons kick)

**Second Quarter:** 6:17 MICH—Rawls 1 run (Gibbons kick); 0:25 NU—Dickerson 19 pass from Siemian (Budzien kick)

**Third Quarter:** 11:00 NU—Vitale 23 pass from Colter (Budzien kick); 3:57 NU—Budzien 34 FG; 1:43 MICH—Toussaint 28 pass from Gardner (Gibbons kick)

**Fourth Quarter:** 8:45 MICH—Funchess 8 pass from Gardner (Gibbons kick); 3:59 NU—Tony Jones 15 pass from Siemian (Budzien kick); 0:02 MICH—Gibbons 26 FG



**Overtime:** OT1 MICH—Gardner 1 run (Gibbons kick)

**GAME STATISTICS**

NU	MICH
27	27
58	32
281	148
33	15
248	133
183	286
21	30
14	16
0	1
79	62
431	419
1-1	1-1
8-75	2-26
1-22-0	0-0-0
4-164	3-154
41.0	51.3
3-30-0	1-23-0
4-126-0	5-119-0
34:28	25:32
8/16	7/10
1-2	2-21

**INDIVIDUAL LEADERS**

RUSHING:	PASSING:	RECEIVING:
NU—Mark 23-104-1	NU—Colter 8-14-96-1	NU—C. Jones 5-61-0
MICH—Toussaint 18-92-0	MICH—Gardner 16-29-286-2	MICH—Gallon 7-94-0







**Nov. 17, 2012**  
**SPARTAN STADIUM**  
**ATTENDANCE: 75,101**

**NORTHWESTERN** 23  
**MICHIGAN STATE** 20

Northwestern's defense forced four turnovers and made nine total pass breakups at Michigan State to help the Wildcats secure a bruising 23-20 Legends Division road win over the Spartans.

The victory is the first for Northwestern against Michigan State since the 2007 campaign and allows NU to claim a .500 or better record away from Ryan Field for the fifth straight season (3-2 in 2012).

NU's four turnovers came via two fumbles and two interceptions, and were its most since forcing that number in back-to-back games during the 2010 season against Illinois State and at Rice.

Aside from a brief spell early in the third quarter, the game was a defensive struggle that saw NU twice keep the hosts off the scoreboard with stops inside its own 1-yard line. Offensively, NU quarterbacks Kain Colter and Trevor Siemian each completed 13 passes for a combined total of 246 yards. Their prime target was true freshman superback Dan Vitale, who obliterated his previous career highs with nine catches for 110 yards, making him

the first NU superback to top 100 receiving yards since Drake Dunsmore on Oct. 29, 2011.

Junior Jeff Budzien accounted for the game-winning points with his fourth-quarter field goal, one of three on the day for the Lou Groza Award semifinalist. Budzien is now 15-of-16 on field goal tries this year and 4-of-5 from 40 yards or longer.

Leading 6-5 at halftime, Northwestern struck first on the third play of the second half when linebacker David Nwabuisi intercepted a wobbly Andrew Maxwell pass and returned it 43 yards for a defensive touchdown. The hosts answered with a touchdown of their own before Kain Colter hit superback Tim Riley for a 6-yard touchdown score midway through the third, Riley's third career catch and his second TD.

Michigan State knotted the score at 20 with 9:22 remaining on a second Maxwell scoring toss, but Northwestern quickly responded when Siemian fired a 41-yard pass to Vitale to land the Wildcats in field goal range. Budzien's 27-yarder with 7:30 to play broke the tie, and from there it was up to the NU defense. Safety Jared Carpenter recorded his first career interception, Drew Smith notched a key sack to end another MSU drive, and the NU secondary posted four straight pass breakups on Sparty's last-chance drive to secure the win.

#### SCORING SUMMARY

NORTHWESTERN	3	3	14	3	—	23
MICHIGAN STATE	2	3	8	7	—	20

**First Quarter:** 8:53 NU—Budzien 24 FG; 2:43 MSU—Gholston safety

**Second Quarter:** 12:52 MSU—Conroy 35 FG; 0:41 NU—Budzien 43 FG

**Third Quarter:** 14:06 NU—Nwabuisi 43 INT return (Budzien kick); 9:43 MSU—Burbridge 15 pass

from Maxwell (Mumphery pass from Maxwell); 7:11 NU—Riley 6 pass from Colter (Budzien kick)

**Fourth Quarter:** 9:22 MSU—Lippett 6 pass from Maxwell (Conroy kick); 7:30 NU—Budzien 27 FG

#### GAME STATISTICS

NU	MSU
17.....	First Downs.....23
27.....	Rushing Attempts.....39
67.....	Yards Gained Rushing.....156
10.....	Yards Lost Rushing.....34
57.....	Net Yards Rushing.....122
246.....	Net Yards Passing.....297
43.....	Passes Attempted.....47
26.....	Passes Completed.....22
0.....	Had Intercepted.....2
70.....	Total Offensive Plays.....86
303.....	Total Net Yards.....419
0-0.....	Fumbles-Lost.....2-2
3-25.....	Penalties-Yards.....2-21
2-43-1.....	Interceptions-Yards-TD.....0-0-0
8-300.....	Punts-Yards.....5-213
37.5.....	Avg. Yard/Punt.....42.6
2-9-0.....	Punt Return-Yards-TD.....1-3-0
3-57-0.....	Kickoff Return-Yards-TD.....5-101-0
25:41.....	Possession Time.....34:19
3/14.....	Third-Down Conversions.....8/17
3-27.....	Sacks By-Yards.....1-1

#### INDIVIDUAL LEADERS


**RUSHING:**  
 NU—Colter 6-28-0  
 MSU—Bell 32-133-0

**PASSING:**  
 NU—Siemian 13-23-165-0  
 MSU—Maxwell 22-46-297-2

**RECEIVING:**  
 NU—Vitale 9-110-0  
 MSU—Sims 5-102-0







Nov. 24, 2012

RYAN FIELD

ATTENDANCE: 32,415

NORTHWESTERN  
ILLINOIS50  
14

Northwestern built a 27-14 halftime lead and poured it on in the second half, posting a 50-14 victory over rival Illinois on Senior Day at Ryan Field. Junior QB Kain Colter directed the NU offense to the tune of 88 yards and one TD on the ground and a career-best three passing touchdowns, helping the Wildcats reclaim the coveted Land of Lincoln Trophy in the process.

Junior tailback Venric Mark capped a tremendous regular season with 127 rushing yards and one score, giving him his eighth 100-yard rushing game of the year.

Eight different Wildcats recorded points in the game, including six different touchdown scorers and a late safety from Max Chapman that accounted for the final 50-14 tally.

Included in that group of scorers was place-kicker Jeff Budzien, who connected from 44 and 36 yards on his two attempts to improve to 17-of-18 on the year, including 6-of-7 on kicks from 40 yards or longer.

With the win, Northwestern head coach Pat Fitzgerald matched Lynn "Pappy" Waldorf's (1935-46) school

record for most career coaching wins with 49. Fitzgerald is 49-39 in his career at the helm of NU.

After Illinois scored the first points of the day, Northwestern responded with a field goal before promptly causing its first turnover of the day on an Illini kickoff return. Colter gave NU a 10-7 lead with his rushing score and senior David Nwabuisi set up the Wildcats' next TD with his interception and 40-yard return to the Illinois 9-yard line. Colter found Tony Jones on a crossing pattern in the back of the end zone for Jones' fourth touchdown of 2012.

Illinois managed to pull within three, 17-14, before NU reeled off 33 unanswered points beginning with Mark's 3-yard scoring rush. Another Budzien field goal gave NU a 27-14 advantage at the intermission, a lead that grew following a 75-yard scoring drive to open the second half.

The NU defense kept Illinois at bay with back-to-back interceptions, the first of which came courtesy of sophomore Ibraheim Campbell, who returned it 40 yards to the Illinois 24. On the next play, NU dug into its playbook and drew up a surprise pass by Colter to offensive tackle Paul Jorgensen, who hauled in the toss down the seam and opened the floodgates on their rivals.

## SCORING SUMMARY

ILLINOIS	7	7	0	0	—	14
NORTHWESTERN	10	17	21	2	—	50

**First Quarter:** 8:58 ILL—Young 15 run (Immekus kick); 6:59 NU—Budzien 44 FG; 6:27 NU—Colter 2 run (Budzien kick)

**Second Quarter:** 14:27 NU—Tony Jones 9 pass from Colter (Budzien kick); 10:55 ILL—O'Toole 12 run (Immekus kick); 6:13 NU—Mark 3 run (Budzien kick); 0:03 NU—Budzien 36 FG

**Third Quarter:** 10:20 NU—Tyris Jones 15 pass from Colter (Budzien kick); 6:55 NU—Jorgensen 24 pass from Colter; 2:09 NU—Trumpy 3 run (Budzien kick)

**Fourth Quarter:** 3:00 NU—Chapman safety

## GAME STATISTICS

ILL	NU
12.....	First Downs.....29
27.....	Rushing Attempts.....67
139.....	Yards Gained Rushing.....359
13.....	Yards Lost Rushing.....21
126.....	Net Yards Rushing.....338
116.....	Net Yards Passing.....112
18.....	Passes Attempted.....16
12.....	Passes Completed.....11
3.....	Had Intercepted.....1
45.....	Total Offensive Plays.....83
242.....	Total Net Yards.....450
1-1.....	Fumbles-Lost.....2-1
8-88.....	Penalties-Yards.....2-20
1-0-0.....	Interceptions-Yards-TD.....3-49-0
3-127.....	Punts-Yards.....0-0
42.3.....	Avg. Yard/Punt.....0.0
0-0-0.....	Punt Return-Yards-TD.....0-0-0
9-152-0.....	Kickoff Return-Yards-TD.....4-132-0
22:57.....	Possession Time.....37:03
6/9.....	Third-Down Conversions.....7/13
1-4.....	Sacks By-Yards.....2-3

## RUSHING:

ILL—Young 11-74-1  
NU—Mark 18-127-1

## INDIVIDUAL LEADERS

## PASSING:

ILL—Scheelhaase 9-14-91-0  
NU—Colter 9-11-102-3

## RECEIVING:

ILL—Osei 3-34-0  
NU—Tony Jones 3-16-1




---

# NU HISTORY

---

YEARLY SUMMARY .....	84
YEAR-BY-YEAR RESULTS.....	85-90
LETTERWINNERS .....	91-97
WILDCAT LEGEND OTTO GRAHAM .....	98
ALL-AMERICANS/ALL-BIG TEN.....	99-100
ACADEMIC ALL-BIG TEN .....	101-102
NU MOST VALUABLE PLAYERS .....	102
NORTHWESTERN TEAM AWARDS.....	103
COLLEGE FOOTBALL HALL OF FAME.....	104
ALL-STAR GAME PARTICIPANTS .....	105
WILDCATS IN THE PROS.....	106-107
WILDCAT PROFESSIONAL DRAFTEES.....	108-109





Year	W	L	T	Coach
1882	1	1	0	None
1883	0	0	0	None
1884	0	0	0	None
1885	0	0	0	None
1886	0	1	0	None
1887	0	0	0	None
1888	2	1	0	None
1889	2	2	0	None
1890	4	1	1	None
1891	2	2	3	Knowlton L. Ames
1892	5	3	2	Knowlton L. Ames
1893	2	5	3	Paul Noyes
1894	4	5	0	A.A. Ewing
1895	6	5	0	Alvin H. Culver
1896	6	1	2	Alvin H. Culver
1897	5	3	0	Jesse Van Doozer
1898	9	4	1	W.H. Bannard
1899	6	6	0	C.M. Hollister
1900	7	2	3	C.M. Hollister
1901	8	2	1	C.M. Hollister
1902	6	6	0	C.M. Hollister
1903 *	10	1	3	Walter McCornack
1904	8	2	0	Walter McCornack
1905	8	2	1	Walter McCornack
1906	—	—	—	No Varsity Team
1907	—	—	—	No Varsity Team
1908	2	2	0	Alton Johnson
1909	1	3	1	Bill Horr
1910	1	3	1	C.E. Hammett
1911	3	4	0	C.E. Hammett
1912	2	3	1	C.E. Hammett
1913	1	6	0	Dennis Grady
1914	1	6	0	Fred Murphy
1915	2	5	0	Fred Murphy
1916	6	1	0	Fred Murphy
1917	5	2	0	Fred Murphy
1918	2	2	1	Fred Murphy
1919	2	5	0	Charles Bachman
1920	3	4	0	Elmer McDewitt
1921	1	6	0	Elmer McDewitt
1922	3	3	1	Glenn Thistlethwaite
1923	2	6	0	Glenn Thistlethwaite
1924	4	4	0	Glenn Thistlethwaite
1925	5	3	0	Glenn Thistlethwaite
1926 *	7	1	0	Glenn Thistlethwaite
1927	4	4	0	Dick Hanley
1928	5	3	0	Dick Hanley
1929	6	3	0	Dick Hanley
1930 *	7	1	0	Dick Hanley
1931 *	7	1	1	Dick Hanley
1932	3	4	1	Dick Hanley
1933	1	5	2	Dick Hanley
1934	3	5	0	Dick Hanley
1935	4	3	1	Lynn Waldorf
1936 *	7	1	0	Lynn Waldorf
1937	4	4	0	Lynn Waldorf
1938	4	2	2	Lynn Waldorf
1939	3	4	1	Lynn Waldorf
1940	6	2	0	Lynn Waldorf
1941	5	3	0	Lynn Waldorf
1942	1	9	0	Lynn Waldorf
1943	6	2	0	Lynn Waldorf
1944	1	7	1	Lynn Waldorf
1945	4	4	1	Lynn Waldorf
1946	4	4	1	Lynn Waldorf

Year	W	L	T	Coach
1947	3	6	0	Bob Voigts
1948 ♦	8	2	0	Bob Voigts
1949	4	5	0	Bob Voigts
1950	6	3	0	Bob Voigts
1951	5	4	0	Bob Voigts
1952	2	6	1	Bob Voigts
1953	3	6	0	Bob Voigts
1954	2	7	0	Bob Voigts
1955	0	8	1	Lou Saban
1956	4	4	1	Ara Parseghian
1957	0	9	0	Ara Parseghian
1958	5	4	0	Ara Parseghian
1959	6	3	0	Ara Parseghian
1960	5	4	0	Ara Parseghian
1961	4	5	0	Ara Parseghian
1962	7	2	0	Ara Parseghian
1963	5	4	0	Ara Parseghian
1964	3	6	0	Alex Agase
1965	4	6	0	Alex Agase
1966	3	6	1	Alex Agase
1967	3	7	0	Alex Agase
1968	1	9	0	Alex Agase
1969	3	7	0	Alex Agase
1970	6	4	0	Alex Agase
1971	7	4	0	Alex Agase
1972	2	9	0	Alex Agase
1973	4	7	0	John Pont
1974	3	8	0	John Pont
1975	3	8	0	John Pont
1976	1	10	0	John Pont
1977	1	10	0	John Pont
1978	0	10	1	Rick Venturi
1979	1	10	0	Rick Venturi
1980	0	11	0	Rick Venturi
1981	0	11	0	Dennis Green
1982	3	8	0	Dennis Green
1983	2	9	0	Dennis Green
1984	2	9	0	Dennis Green
1985	3	8	0	Dennis Green
1986	4	7	0	Francis Peay
1987	2	8	1	Francis Peay
1988	2	8	1	Francis Peay
1989	0	11	0	Francis Peay
1990	2	9	0	Francis Peay
1991	3	8	0	Francis Peay
1992	3	8	0	Gary Barnett
1993	2	9	0	Gary Barnett
1994	3	7	1	Gary Barnett
1995 *	10	2	0	Gary Barnett
1996 *	9	3	0	Gary Barnett
1997	5	7	0	Gary Barnett
1998	3	9	0	Gary Barnett
1999	3	8	0	Randy Walker
2000 *	8	4	0	Randy Walker
2001	4	7	0	Randy Walker
2002	3	9	0	Randy Walker
2003	6	7	0	Randy Walker
2004	6	6	0	Randy Walker
2005	7	5	0	Randy Walker
2006	4	8	0	Pat Fitzgerald
2007	6	6	0	Pat Fitzgerald
2008	9	4	0	Pat Fitzgerald
2009	8	5	0	Pat Fitzgerald
2010	7	6	0	Pat Fitzgerald
2011	6	7	0	Pat Fitzgerald
2012	10	3	0	Pat Fitzgerald

\* Big Ten Champion | ♦ Rose Bowl Champion

## COACHES' RECORDS

Year	Coach	W	L	T
1882-90	No coach	9	6	1
1891-92	Knowlton Ames	7	5	5
1893	Paul Noyes	2	5	3
1894	A.A. Ewing	4	5	0
1895-96	Alvin Culver	12	6	2
1897	Jesse Van Doozer	5	3	0
1898	W.H. Bannard	9	4	1
1899-02	C.M. Hollister	27	16	4
1903-05	Walter McCornack	26	5	4
1908	Alton Johnson	2	2	0
1909	Bill Horr	1	3	1
1910-12	C.E. Hammett	6	10	2
1913	Dennis Grady	1	6	0
1914-18	Fred Murphy	16	16	1
1919	Charles Bachman	2	5	0
1920-21	Elmer McDewitt	4	10	0
1922-26	G. Thistlethwaite	21	17	1
1927-34	Dick Hanley	36	26	4
1935-46	Lynn Waldorf	49	45	7
1947-54	Bob Voigts	33	39	1
1955	Lou Saban	0	8	1
1956-63	Ara Parseghian	36	35	1
1964-72	Alex Agase	32	58	1
1973-77	John Pont	12	43	0
1978-80	Rick Venturi	1	31	1
1981-85	Dennis Green	10	45	0
1986-91	Francis Peay	13	51	2
1992-98	Gary Barnett	35	45	1
1999-05	Randy Walker	37	46	0
2006-	Pat Fitzgerald	50	39	0
<b>Totals</b>		<b>498</b>	<b>635</b>	<b>44</b>



**LYNN WALDORF**  
1935-46



**BOB VOIGTS**  
1947-54



**ARA PARSEGHIAN**  
1956-63



**ALEX AGASE**  
1964-72



**GARY BARNETT**  
1992-98



**RANDY WALKER**  
1999-2005

**1882**  
**Record: 1-1**  
**Coach: None**  
**Captain: None**  
 L Lake Forest (Score n/a)  
 W Lake Forest (Score n/a)

**1883**  
**Record: 0-0**  
**Coach: None**  
**Captain: Harry Hamill**  
 No known results

**1884**  
**Record: 0-0**  
**Coach: None**  
**Captain: Unknown**  
 No known results

**1885**  
**Record: 0-0**  
**Coach: None**  
**Captain: Harry Hamill**  
 No known results

**1886**  
**Record: 0-1**  
**Coach: None**  
**Captain: M.E. Fawcett**  
 L Harvard Prep. (Score n/a)

**1887**  
**Record: 0-0**  
**Coach: None**  
**Captain: Isaac R. Hitt**  
 No outside games

**1888**  
**Record: 2-1**  
**Coach: None**  
**Captain: A.H. Henry**  
 W 16 W. Division HS 6 H 11/20  
 L 4 Lake Forest 18 A 11/24  
 W 12 Lake Forest 6 H 12/1

**1889**  
**Record: 2-2**  
**Coach: None**  
**Captain: Erman Ridgway**  
 W 18 Evanston HS 4 H 11/9  
 L 0 Notre Dame 9 H 11/14  
 L 0 Alumni 25 A 11/23  
 W 22 Chicago Wanderers 0 A 12/7

**1890**  
**Record: 4-1-1**  
**Coach: None**  
**Captain: Thomas Moulding**  
 W 16 Evanston HS 4 H 10/10  
 W 18 Evanston HS 0 H 10/22  
 T 0 S. Division HS 0 H 10/30  
 L 0 Alumni 26 A 11/1  
 W 22 Beloit 6 H 11/15  
 W 22 Wisconsin 10 N\* 11/26  
*\*Played in Milwaukee*

**1891**  
**Record: 2-2-3**  
**Coach: Knowlton L. Ames**  
**Captain: Ransom Kennicott**  
 W 8 Evanston HS 0 H 9/30  
 T 0 Lake Forest 0 H\* 10/17  
 T 0 Wisconsin 0 N\*\* 10/31  
 W 22 Chicago YMCA 0 H 11/5  
 T 12 Beloit 12 A 11/14  
 L 0 Lake Forest 20 A 11/21  
 L 0 Wisconsin 40 N\*\* 11/29  
*\*Played at Wrigley Field*  
*\*\*Played in Milwaukee*

**1892**  
**Record: 5-3-2**  
**Coach: Knowlton L. Ames**  
**Captain: Paul Noyes**  
 W 16 Chicago YMCA 0 H 10/1  
 T 16 Illinois 16 A 10/12  
 W 36 Beloit 0 H 10/15  
 T 0 Chicago 0 A 10/22  
 W 10 Michigan 8 N 10/29  
 W 6 Chicago 4 H 11/2  
 L 12 Minnesota 18 A 11/8  
 W 18 Lake Forest 0 A 11/12  
 L 6 Wisconsin 20 N\* 11/19  
 L 6 Wisconsin 26 H 11/24  
*\*Played in Milwaukee*

**1893**  
**Record: 2-5-3**  
**Coach: Paul Noyes**  
**Captain: Frank Griffith**  
 L 0 Denver A.C. 8 N 10/4  
 L 6 Chicago 12 A 10/18  
 T 0 Illinois 0 H 10/21  
 T 12 Lake Forest 12 H 10/27  
 L 0 Minnesota 16 H 10/30  
 W 10 Beloit 6 H 11/4  
 T 6 Chicago 6 H 11/8  
 W 38 Lake Forest 22 H 11/11  
 L 6 Michigan 72 A 11/18  
 L 14 Chicago 22 N 12/16

**1894**  
**Record: 4-5**  
**Coach: A.A. Ewing**  
**Captain: Jon Oberne**  
 L 0 Chicago 46 A 10/6  
 W 14 Evanston HS 0 H 10/11  
 L 6 Lake Forest 24 A 10/13  
 W 12 Evanston HS 0 H 10/17  
 L 6 Beloit 42 A 10/20  
 W 22 Evanston HS 6 H 10/24  
 W 12 Lake Forest 8 H 10/26  
 L 0 Illinois 66 A 11/3  
 L 0 Chicago 36 H 11/24

**1895**  
**Record: 6-5**  
**Coach: Alvin H. Culver**  
**Captain: Jesse Van Doozer**  
 L 6 Wisconsin 12 N 9/21  
 L 0 Iowa State 36 H 9/28  
 W 16 Evanston HS 0 H 10/3  
 W 34 Beloit 6 H 10/5  
 W 44 Armour Institute 0 H 10/12  
 W 22 Chicago 6 A 10/19  
 W 24 L. Forest-Rush Med. 0 H 10/31  
 W 24 Purdue 6 A 11/2  
 L 18 Missouri 22 N 11/9  
 L 0 Chicago 6 H 11/16  
 L 4 Illinois 38 A 11/23

**1896**  
**Record: 6-1-2; 2-1-1**  
**Coach: Alvin H. Culver**  
**Captain: Jesse Van Doozer**  
 W 20 Englewood HS 0 H 10/1  
 W 4 Chicago A.C. 0 H 10/3  
 W 42 Armour Institute 0 H 10/7  
 T 6 Beloit 6 H 10/10  
 W 16 Chi. Phys. & Surg. 6 H 10/17  
 W 46 Chicago 6 N 10/24  
 W 10 Illinois 4 A 11/7  
 L 6 Chicago 18 H 11/14  
 T 6 Wisconsin 6 H 11/26

**1897**  
**Record: 5-3; 0-2**  
**Coach: Jesse Van Doozer**  
**Captain: Joe Hunter**  
 W 6 Evanston HS 0 H 9/29  
 W 6 Beloit 0 N 10/9  
 L 6 Iowa 12 H 10/16  
 L 6 Chicago 21 A 10/23  
 W 6 Chi. Phys. & Surg. 0 H 10/30  
 W 16 Rush Medical 0 H 11/6  
 W 25 Alumni 0 H 11/13  
 L 0 Wisconsin 22 H 11/25

**1898**  
**Record: 9-4-1; 0-4**  
**Coach: W.H. Bannard**  
**Captain: Clarence Thorne**  
 W 34 NW Division HS 0 H 9/21  
 W 22 Englewood HS 0 H 9/24  
 W 18 Hyde Park HS 0 H 9/28  
 W 57 Dixon College 0 H 10/1  
 W 17 Beloit 11 H 10/8  
 W 22 Hahnemann Med. 6 H 10/12  
 W 11 Chi. Phys. & Surg. 2 H 10/15  
 W 5 Chicago A.C. 0 H 10/18  
 L 5 Chicago 34 A 10/22  
 W 27 Lake Forest 0 H 10/29  
 L 5 Michigan 6 N 11/5  
 L 6 Minnesota 17 A 11/12  
 T 0 Armour Institute 0 H 11/19  
 L 0 Wisconsin 47 H 11/24

**1899**  
**Record: 6-6; 2-2**  
**Coach: C.M. Hollister**  
**Captain: Harry Little**  
 W 24 NU Dental 0 H 9/21  
 W 29 Englewood HS 0 H 9/23  
 L 0 Alumni 18 H 9/30  
 L 0 Rush Medical 6 H 10/7  
 L 0 Wisconsin 38 A 10/14  
 L 0 Beloit 11 A 10/21  
 W 16 Lake Forest 0 H 10/25  
 L 0 Notre Dame 12 A 10/28  
 W 11 Minnesota 5 A 11/4  
 W 29 Purdue 0 H 11/1  
 W 11 Indiana 6 H 11/18  
 L 0 Chicago 76 A 11/25

**1900**  
**Record: 7-2-3; 2-1-2**  
**Coach: C.M. Hollister**  
**Captain: C.E. Dietz**  
 W 36 Naperville 0 H 9/21  
 W 29 North Division HS 0 H 9/26  
 L 0 Chi. Phys. & Surg. 6 H 9/29  
 W 6 Rush Medical 0 H 10/6  
 W 12 Indiana 0 H 10/13  
 W 23 Lake Forest 0 H 10/17  
 T 0 Illinois 0 H 10/20  
 T 6 Beloit 6 H 10/27  
 W 11 Knox 5 H 11/5  
 W 5 Chicago 0 A 11/10  
 L 0 Minnesota 21 A 11/17  
 T 5 Iowa 5 H 11/29

**1901**  
**Record: 8-2-1; 3-2**  
**Coach: C.M. Hollister**  
**Captain: C.E. Dietz**  
 W 27 Fort Sheridan 0 H 9/18  
 W 30 Naperville 0 H 9/21  
 W 47 Lombard 0 H 9/28  
 W 12 Lake Forest 0 H 10/5  
 W 2 Notre Dame 0 H 10/12  
 L 0 Michigan 29 A 10/19  
 W 17 Illinois 11 A 10/26  
 W 6 Chicago 5 A 11/9  
 T 11 Beloit 11 H 11/16  
 L 0 Minnesota 16 N 11/23  
 W 10 Purdue 5 A 11/28

**1902**  
**Record: 6-6; 0-4**  
**Coach: C.M. Hollister**  
**Captain: Charles Ward**  
 W 15 Fort Sheridan 0 H 9/20  
 W 10 Naperville 5 H 9/27  
 W 11 Chicago Dental 0 H 10/1  
 W 26 Lake Forest 0 H 10/4  
 W 11 Rush Medical 0 H 10/11  
 L 0 Chicago 12 N 10/18  
 L 0 Knox 15 H 10/25  
 L 0 Purdue 5 H 11/1  
 L 0 Wisconsin 51 H 11/8  
 W 10 Beloit 0 H 11/15  
 L 0 Illinois 17 H 11/22  
 L 0 Nebraska 12 A 11/27

**1903 (Co-Big Ten Champions)**  
**Record: 10-1-3; 1-0-2**  
**Coach: Walter McCormack**  
**Captain: Harry Fleager**  
 W 17 N. Division HS 5 H 9/19  
 W 28 Fort Sheridan 0 H 9/22  
 W 35 Englewood HS 0 H 9/23  
 W 22 Naperville 6 H 9/28  
 W 5 Alumni 0 H 9/30  
 W 24 Lombard 0 H 10/3  
 W 18 Chicago Dental 11 H 10/7  
 W 23 Washington (Mo.) 0 A 10/10  
 T 0 Chicago 0 A 10/17  
 W 35 Cincinnati 0 A 10/24  
 W 12 Illinois 11 A 10/31  
 T 0 Notre Dame 0 N 11/4  
 T 6 Wisconsin 6 N 11/21  
 L 0 Carlisle 28 N 11/26

**1904**  
**Record: 8-2; 1-2**  
**Coach: Walter McCormack**  
**Captain: Harry Allen**  
 W 17 Fort Sheridan 0 H 9/24  
 W 34 Naperville 0 H 10/1  
 W 18 N. Division HS 0 H 10/5  
 W 55 Lombard 0 H 10/8  
 W 34 Beloit 0 H 10/15  
 L 0 Chicago 32 A 10/22  
 W 45 DePauw 0 H 10/29  
 W 97 Oshkosh Normal 0 H 11/5  
 W 12 Illinois 6 H 11/12  
 L 0 Minnesota 17 N 11/19

**1905**  
**Record: 8-2-1; 0-2**  
**Coach: Walter McCormack**  
**Captain: Arthur Rueber**  
 W 32 Evanston HS 0 H 9/20  
 W 11 N. Division HS 0 A 9/23  
 W 41 St. Viator 0 H 9/30  
 W 5 Wabash 0 H 10/7  
 W 18 Beloit 2 A 10/14  
 T 0 Transylvania 0 H 10/21  
 L 0 Chicago 32 H 10/28  
 W 30 Marquette 5 H 11/4  
 W 34 Ohio Northern 0 H 11/11  
 W 37 Mich. Agricultural 11 H 11/18  
 L 6 Minnesota 72 A 11/25

**1906—No Varsity Team**

**1907—No Varsity Team**

**1908**  
**Record: 2-2; 0-2**  
**Coach: Alton Johnson**  
**Captain: Dave August**  
 W 10 Alumni 6 H 10/10  
 W 44 Beloit 4 H 10/24  
 L 10 Purdue 16 H 11/7  
 L 8 Illinois 64 A 11/21

**1909**  
**Record: 1-3-1; 1-3**  
**Coach: Bill Horr**  
**Captain: Dave August**  
 T 0 Illinois Wesleyan 0 H 10/2  
 W 14 Purdue 5 A 10/9  
 L 11 Wisconsin 21 H 10/30  
 L 0 Chicago 34 A 11/6  
 L 0 Illinois 35 H 11/13

**1910**  
**Record: 1-3-1; 1-2-1**  
**Coach: C.E. Hammett**  
**Captain: John Manley**  
 L 0 Illinois Wesleyan 3 H 10/1  
 W 10 Iowa 5 H 10/8  
 L 0 Chicago 10 A 10/22  
 T 0 Wisconsin 0 A 10/29  
 L 0 Illinois 27 H 11/12

**1911**  
**Record: 3-4; 1-4**  
**Coach: C.E. Hammett**  
**Captain: Ernest A. Reese**  
 W 26 Monmouth 0 H 10/7  
 W 10 Illinois Wesleyan 0 H 10/14  
 W 5 Indiana 0 H 10/21  
 L 3 Wisconsin 28 H 10/28  
 L 3 Chicago 9 H 11/1  
 L 13 Illinois 27 A 11/18  
 L 0 Iowa 6 A 11/25

**1912**  
**Record: 2-3-1; 2-3**  
**Coach: C.E. Hammett**  
**Captain: Andrew N. Johnson**  
 T 0 Lake Forest 0 H 10/5  
 L 0 Wisconsin 56 A 10/12  
 W 20 Indiana 7 A 10/26  
 L 6 Purdue 21 H 11/2  
 L 0 Chicago 3 A 11/9  
 W 6 Illinois 0 H 11/23

## 1913

Record: 1-6; 0-6

Coach: Dennis Grady

Captain: Walter Kraft

W	10	Lake Forest	0	H	10/4
L	0	Purdue	34	H	10/11
L	0	Illinois	37	A	10/18
L	6	Iowa	78	H	10/25
L	0	Chicago	14	H	11/8
L	20	Indiana	21	H	11/15
L	0	Ohio State	58	A	11/22

## 1914

Record: 1-6; 0-6

Coach: Fred Murphy

Captain: Wilbur Hightower

W	7	Lake Forest	0	H	10/3
L	0	Chicago	28	A	10/10
L	0	Indiana	27	A	10/17
L	0	Illinois	33	H	10/24
L	0	Iowa	27	H	11/7
L	6	Purdue	34	H	11/14
L	0	Ohio State	27	A	11/21

## 1915

Record: 2-5; 0-5

Coach: Fred Murphy

Captain: Austin Stromberg

W	27	Lake Forest	6	H	10/2
L	0	Chicago	7	H	10/9
L	6	Iowa	9	A	10/16
L	6	Illinois	36	A	10/23
W	24	Missouri	6	H	11/6
L	6	Indiana	14	H	11/13
L	0	Ohio State	34	H	11/20

## 1916

Record: 6-1; 4-1

Coach: Fred Murphy

Captain: A.H. Henry

W	26	Lake Forest	7	H	10/7
W	10	Chicago	0	A	10/21
W	40	Drake	6	H	10/28
W	7	Indiana	0	A	11/4
W	20	Iowa	13	H	11/10
W	38	Purdue	6	H	11/18
L	3	Ohio State	23	A	11/25

## 1917

Record: 5-2; 3-2

Coach: Fred Murphy

Captain: Robert Randolph

W	48	Lake Forest	0	H	10/6
L	0	Ohio State	40	A	10/13
L	0	Chicago	7	H	10/27
W	12	Purdue	6	A	11/3
W	39	Mich. Agricultural	6	H	11/10
W	25	Iowa	14	H	11/17
W	21	Michigan	12	H	11/24

## 1918

Record: 2-2-1; 1-1

Coach: Fred Murphy

Captain: Gene McLaughlin

T	0	Great Lakes Navy	0	A	10/26
L	0	Municipal Pier	25	H	11/2
W	47	Knox	7	H	11/9
W	21	Chicago	6	H	11/16
L	7	Iowa	23	A	11/23

## 1919

Record: 2-5; 1-4

Coach: Charles Bachman

Captain: Robert Koehler

W	20	DePauw	0	H	10/11
L	6	Wisconsin	10	H	10/18
L	0	Chicago	41	A	10/25
L	13	Michigan	16	A	11/1
L	7	Iowa	14	H	11/8
W	3	Indiana	2	H	11/15
L	0	Rutgers	28	A	11/27

## 1920

Record: 3-4; 2-3

Coach: Elmer McDewitt

Captain: Graham Penfield

W	14	Knox	0	H	10/2
W	17	Minnesota	0	H	10/9
L	7	Wisconsin	27	A	10/16
L	7	Indiana	10	N	10/30
L	0	Iowa	20	A	11/6
W	14	Purdue	0	H	11/13
L	7	Notre Dame	33	H	11/20

## 1921

Record: 1-6; 0-5

Coach: Elmer McDewitt

Captain: Jack Hathaway

L	0	Beloit	7	H	9/24
L	0	Chicago	41	A	10/1
L	0	Minnesota	28	A	10/8
L	0	Wisconsin	27	H	10/15
W	34	DePaul	0	H	10/29
L	0	Purdue	3	A	11/5
L	0	Iowa	14	H	11/19

## 1922

Record: 3-3-1; 1-3-1

Coach: Glenn Thistlethwaite

Captain: James Patterson

W	17	Beloit	0	H	10/7
L	7	Chicago	15	A	10/14
T	7	Minnesota	7	A	10/21
L	3	Illinois	6	H	11/4
W	24	Purdue	13	H	11/11
W	58	Monmouth	14	H	11/18
L	3	Iowa	37	A	11/25

## 1923

Record: 2-6; 0-6

Coach: Glenn Thistlethwaite

Captain: William McElwain

W	21	Beloit	6	H	10/6
L	6	Indiana	7	N	10/13
L	0	Chicago	13	A	10/20
L	0	Illinois	29	N	10/27
L	14	Minnesota	34	A	11/3
W	32	Lake Forest	0	H	11/10
L	3	Purdue	6	A	11/17
L	14	Iowa	17	H	11/24

## 1924

Record: 4-4; 1-3

Coach: Glenn Thistlethwaite

Captain: Robert Wienecke

W	28	South Dakota	0	H	10/4
W	42	Cincinnati	0	H	10/11
L	3	Purdue	7	H	10/18
W	13	Michigan State	9	H	10/25
W	17	Indiana	7	H	11/1
L	0	Michigan	27	A	11/8
L	0	Chicago	3	A	11/15
L	6	Notre Dame	13	N	11/22

## 1925

Record: 5-3; 3-1

Coach: Glenn Thistlethwaite

Captain: Tim Lowry

W	14	South Dakota	7	H	10/3
W	17	Carleton	0	H	10/10
L	0	Chicago	6	A	10/17
L	7	Tulane	18	N	10/24
W	17	Indiana	14	H	10/31
W	3	Michigan	2	H	11/7
W	13	Purdue	9	A	11/14
L	10	Notre Dame	13	A	11/21

## 1926 (Co-Big Ten Champions)

Record: 7-1; 5-0

Coach: Glenn Thistlethwaite

Captain: Ralph Baker

W	34	South Dakota	0	H	10/2
W	31	Carleton	3	H	10/9
W	20	Indiana	0	H	10/16
L	0	Notre Dame	6	H	10/23
W	21	Indiana	0	A	10/30
W	22	Purdue	0	H	11/6
W	38	Chicago	7	H	11/13
W	13	Iowa	6	A	11/20

## 1927

Record: 4-4; 2-3

Coach: Dick Hanley

Captain: Vic Gustafson

W	47	South Dakota	2	H	10/1
W	13	Utah	6	H	10/8
W	19	Ohio State	13	A	10/15
L	6	Illinois	7	H	10/22
L	19	Missouri	34	H	10/29
L	6	Purdue	18	A	11/5
L	7	Indiana	18	H	11/12
W	12	Iowa	0	H	11/19

## 1928

Record: 5-3; 2-3

Coach: Dick Hanley

Captain: Walter Holmer

W	14	Butler	0	H	10/6
L	0	Ohio State	10	H	10/13
W	7	Kentucky	0	H	10/20
L	0	Illinois	6	A	10/27
W	10	Minnesota	9	H	11/3
W	7	Purdue	6	H	11/10
L	0	Indiana	6	A	11/17
W	27	Dartmouth	6	H	11/24

## 1929

Record: 6-3; 3-2

Coach: Dick Hanley

Captain: Henry Anderson

W	27	Cornell (Iowa)	18	H	9/28
W	13	Butler	0	H	10/5
W	7	Wisconsin	0	A	10/12
L	14	Minnesota	26	H	10/19
W	66	Wabash	0	H	10/26
W	7	Illinois	0	H	11/2
W	18	Ohio State	6	A	11/9
L	14	Indiana	19	H	11/16
L	6	Notre Dame	26	H	11/23

## 1930 (Co-Big Ten Champions)

Record: 7-1; 5-0

Coach: Dick Hanley

Captain: Henry Bruder

W	14	Tulane	0	H	10/4
W	19	Ohio State	2	H	10/11
W	32	Illinois	0	A	10/18
W	45	Centre	7	H	10/25
W	27	Minnesota	6	A	11/1
W	25	Indiana	0	A	11/8
W	20	Wisconsin	7	H	11/15
L	0	Notre Dame	14	H	11/22

## 1931 (Co-Big Ten Champions)

Record: 7-1-1; 5-1

Coach: Dick Hanley

Captain: Dal Marvil

W	19	Nebraska	7	H	10/3
T	0	Notre Dame	0	N	10/10
W	19	UCLA	0	H	10/17
W	10	Ohio State	0	A	10/24
W	32	Illinois	6	H	10/31
W	32	Minnesota	14	H	11/7
W	7	Indiana	6	H	11/14
W	19	Iowa	0	H	11/21
L	0	Purdue	7	N	11/28

## 1932

Record: 3-4-1; 2-3-1

Coach: Dick Hanley

Captain: Ernest "Pug" Rentner

W	27	Missouri	0	H	10/1
L	6	Michigan	15	A	10/8
W	26	Illinois	0	A	10/15
T	7	Purdue	7	H	10/22
L	0	Minnesota	7	H	10/29
L	6	Ohio State	20	H	11/5
L	0	Notre Dame	21	N	11/12
W	44	Iowa	6	H	11/19

## 1933

Record: 1-5-2; 1-4-1

Coach: Dick Hanley

Captain: Jack Heuss

L	0	Iowa	7	N	10/7
T	0	Stanford	0	N	10/14
W	25	Indiana	0	N	10/21
L	0	Ohio State	12	A	10/28
T	0	Minnesota	0	H	11/4
L	0	Illinois	3	H	11/11
L	0	Notre Dame	7	H	11/18
L	0	Michigan	13	H	11/25

## 1934

Record: 3-5; 2-3

Coach: Dick Hanley

Captain: Al Kaval

W	21	Marquette	12	H	9/29
L	7	Iowa	20	H	10/6
L	0	Stanford	20	A	10/13
L	6	Ohio State	28	H	10/27
W	7	Wisconsin	0	H	11/3
L	3	Illinois	14	H	11/10
L	7	Notre Dame	20	H	11/17
W	13	Michigan	6	A	11/24

## 1935

Record: 4-3-1; 2-3-1

Coach: Lynn Waldorf

Captains: Wally Cruice, Al Lind

W	14	DePaul	0	H	9/28
L	0	Purdue	7	H	10/5
L	7	Ohio State	28	A	10/19
L	13	Minnesota	21	A	10/26
W	10	Illinois	3	H	11/2
W	14	Notre Dame	7	A	11/9
W	32	Wisconsin	13	H	11/16
T	0	Iowa	0	H	11/23

## 1936 (Big Ten Champions)

Record: 7-1; 6-0

Coach: Lynn Waldorf

Captain: Steve Reid

W	18	Iowa	7	H	10/3
W	40	North Dakota St.	7	H	10/10</





**THE 1936 BIG TEN CHAMPIONS**

Northwestern's AP rank is listed in left-hand side; opponents' AP rank is listed to left of opponent name.

**1937**  
**Record: 4-4; 3-3**  
**Coach: Lynn Waldorf**  
**Captain: Don Heap**

W	33	Iowa State	0	H	10/2
W	7	Michigan	0	H	10/9
W	14	Purdue	7	H	10/16
#7	L	#12 Ohio State	7	A	10/23
W	14	Wisconsin	6	A	10/30
#19	L	0 Illinois	6	H	11/6
L	0	#7 Minnesota	7	A	11/13
L	0	#12 Notre Dame	9	H	11/19

**1938**  
**Record: 4-2-2; 2-1-2**  
**Coach: Lynn Waldorf**  
**Captain: Cleo Diehl**

W	21	Kansas State	0	H	10/1
W	33	Drake	0	H	10/8
T	0	Ohio State	0	A	10/15
#18	W	13 Illinois	0	A	10/22
#12	W	6 #2 Minnesota	3	H	10/29
#7	L	13 Wisconsin	20	H	11/5
#17	T	0 #18 Michigan	0	A	11/12
#16	L	7 #1 Notre Dame	9	H	11/19

**1939**  
**Record: 3-4-1; 3-2-1**  
**Coach: Lynn Waldorf**  
**Captain: Hal Method**

L	0	Oklahoma	23	H	10/7
L	0	Ohio State	13	A	10/14
W	13	Wisconsin	7	H	10/21
W	13	Illinois	0	H	10/21
W	14	Minnesota	7	A	11/4
L	0	Purdue	3	H	11/11
L	0	#9 Notre Dame	7	A	11/18
T	7	#9 Iowa	7	H	11/25

**1940**  
**Record: 6-2; 4-2**  
**Coach: Lynn Waldorf**  
**Captain: Dick Richards**

W	40	Syracuse	0	A	10/5
W	6	#15 Ohio State	3	H	10/12
#4	W	27 Wisconsin	7	A	10/19
#7	W	20 Indiana	7	H	10/26
#8	L	12 #4 Minnesota	13	H	11/2
#10	W	32 Illinois	14	H	11/9
#10	L	13 #6 Michigan	20	A	11/16
#10	W	20 #14 Notre Dame	0	H	11/23

**1941**  
**Record: 5-3; 4-2**  
**Coach: Lynn Waldorf**  
**Captain: Floyd Chambers**

W	51	Kansas State	3	H	10/4
#8	W	41 Wisconsin	14	H	10/11
#5	L	7 #6 Michigan	14	H	10/18
#13	W	14 #11 Ohio State	7	A	10/25
#9	L	7 #1 Minnesota	8	A	11/1
#10	W	20 Indiana	14	H	11/8
#8	L	6 #5 Notre Dame	7	H	11/15
#10	W	27 Illinois	0	H	11/22

**1942**  
**Record: 1-9; 0-6**  
**Coach: Lynn Waldorf**  
**Captain: Nick Burke**

L	12	#16 Iowa Pre-Flight	20	H	9/25
W	3	#7 Texas	0	H	10/3
L	6	Purdue	7	H	10/10
L	16	#2 Michigan	34	A	10/17
L	6	#1 Ohio State	20	H	10/24
L	7	Minnesota	19	A	10/31
L	7	Illinois	14	H	11/7
L	19	#12 Wisconsin	20	H	11/14
L	20	#6 Notre Dame	27	A	11/21
L	0	Great Lakes	48	H	11/26

**1943**  
**Record: 6-2; 5-1**  
**Coach: Lynn Waldorf**  
**Captain: Alex Kapter**

W	14	Indiana	6	H	9/25
L	7	#9 Michigan	21	H	10/2
#19	W	13 #14 Great Lakes	0	H	10/16
#17	W	13 Ohio State	0	A	10/23
#15	W	42 Minnesota	6	H	10/30
#12	W	41 Wisconsin	0	A	11/6
#8	L	6 #1 Notre Dame	25	H	11/13
#9	W	53 Illinois	6	H	11/20

**1944**  
**Record: 1-7-1; 0-5-1**  
**Coach: Lynn Waldorf**  
**Captain: Ray Justak**

W	62	DePauw	0	H	9/23
L	6	Wisconsin	7	H	9/30
L	0	#6 Great Lakes	25	H	10/7
L	0	#13 Michigan	27	A	10/14
L	7	#20 Indiana	14	H	10/21
T	14	#10 Minnesota	14	A	11/4
L	7	Purdue	27	H	11/11
L	0	#11 Notre Dame	21	A	11/18
L	6	Illinois	25	H	11/25

**1945**  
**Record: 4-4-1; 3-3-1**  
**Coach: Lynn Waldorf**  
**Captain: Max Morris**

W	18	Iowa State	6	H	9/22
T	7	Indiana	7	H	9/29
L	7	#8 Michigan	20	H	10/6
L	7	#5 Minnesota	30	A	10/20
W	26	#4 Purdue	14	H	10/27
#20	L	14 #6 Ohio State	16	A	11/3
W	28	Wisconsin	14	A	11/10
L	7	#7 Notre Dame	34	H	11/17
W	13	Illinois	7	H	11/24

**1946**  
**Record: 4-4-1; 2-3-1**  
**Coach: Lynn Waldorf**  
**Captain: Bill Ivy**

W	41	Iowa State	9	H	9/28
W	28	Wisconsin	0	H	10/5
#10	W	14 Minnesota	7	H	10/12
#10	T	14 #5 Michigan	14	A	10/19
#8	W	26 Pacific	13	H	10/26
#6	L	27 Ohio State	39	H	11/2
#17	L	6 Indiana	7	H	11/9
L	0	#2 Notre Dame	27	A	11/16
L	0	#5 Illinois	20	H	11/23

**1947**  
**Record: 3-6; 2-4**  
**Coach: Bob Voigts**  
**Captain: Vince Di Francesca**

L	0	Vanderbilt	3	H	9/27
W	27	UCLA	26	H	10/4
L	21	#17 Minnesota	37	A	10/11
L	21	#1 Michigan	49	H	10/18
W	7	Indiana	6	H	10/25
L	0	Wisconsin	29	H	11/1
L	6	Ohio State	7	A	11/8
L	19	#1 Notre Dame	26	H	11/15
W	28	#12 Illinois	13	A	11/22

**1948**  
**Record: 8-2; 5-1**  
**Coach: Bob Voigts**  
**Captain: Alex Sarkisian**

W	19	UCLA	0	A	9/25
W	21	Purdue	0	H	10/2
#3	W	19 #8 Minnesota	16	H	10/9
#3	L	0 #4 Michigan	28	A	10/16
#10	W	48 Syracuse	0	H	10/23
#9	W	21 Ohio State	7	H	10/30
#10	W	16 Wisconsin	7	A	11/6
#8	L	7 #2 Notre Dame	12	A	11/13
#7	W	20 Illinois	7	H	11/20
#7	W	20 #4 *California	14	N	1/1

\*Rose Bowl (Pasadena, Calif.)

**1949**  
**Record: 4-5; 3-4**  
**Coach: Bob Voigts**  
**Captain: Steve Sawle**

W	20	Purdue	6	H	9/24
#7	L	7 Pittsburgh	16	H	10/1
#20	L	7 #5 Minnesota	21	A	10/8
W	21	#7 Michigan	20	H	10/15
#13	L	21 Iowa	28	A	10/22
L	7	#18 Ohio State	24	A	10/29
L	6	Wisconsin	14	H	11/5
W	39	Colgate	20	H	11/12
W	9	Illinois	7	A	11/19

**1950**  
**Record: 6-3; 3-3**  
**Coach: Bob Voigts**  
**Captain: Don Stonesifer**

W	23	Iowa State	13	H	9/30
W	22	Navy	0	A	10/7
W	13	Minnesota	6	H	10/14
#20	W	28 Pittsburgh	23	H	10/21
#9	L	13 Wisconsin	14	A	10/28
L	0	#4 Ohio State	32	H	11/4
W	19	Purdue	14	A	11/11
L	23	Michigan	34	A	11/18
W	14	#6 Illinois	7	H	11/25

**1951**  
**Record: 5-4; 2-4**  
**Coach: Bob Voigts**  
**Captain: Don MacRae**

W	35	Colorado	14	H	9/29
W	20	Army	14	H	10/6
W	21	Minnesota	7	A	10/13
#18	W	16 Navy	7	H	10/20
#13	L	0 #14 Wisconsin	41	H	10/27
L	0	Ohio State	3	A	11/3
L	14	Purdue	35	H	11/10
W	6	Michigan	0	A	11/17
L	0	#6 Illinois	3	H	11/24

**1952**  
**Record: 2-6-1; 2-5**  
**Coach: Bob Voigts**  
**Captain: Tom Roche**

L	0	#16 USC	31	A	9/26
T	20	Vanderbilt	20	H	10/4
L	26	Minnesota	27	A	10/11
L	14	Michigan	48	H	10/18
W	23	Indiana	13	H	10/25
L	21	Ohio State	24	H	11/1
L	20	#18 Wisconsin	24	A	11/8
L	14	Iowa	39	H	11/15
W	28	Illinois	26	A	11/22

**1953**  
**Record: 3-6; 0-6**  
**Coach: Bob Voigts**  
**Captain: Joe Collier, Dick Thomas**

W	35	Iowa State	0	H	9/26
W	33	Army	20	H	10/3
#18	L	13 Minnesota	30	H	10/10
L	12	#5 Michigan	20	A	10/17
W	27	#18 Pittsburgh	21	H	10/24
L	13	Ohio State	27	A	10/31
L	13	Wisconsin	34	H	11/7
L	6	Indiana	14	A	11/14
L	14	#6 Illinois	39	H	11/21

**1954**  
**Record: 2-7; 1-5**  
**Coach: Bob Voigts**  
**Captain: John Damore, Bob Lauter**


W	27	Iowa State	14	H	9/25
L	7	#9 USC	12	H	10/2
L	7	#18 Minnesota	26	A	10/9
L	0	Michigan	7	H	10/16
L	7	Pittsburgh	14	A	10/23
L	7	#1 Ohio State	14	H	10/30
L	13	#16 Wisconsin	34	A	11/6
L	13	Indiana	14	H	11/13
W	20	Illinois	7	A	11/20

**1955**  
**Record: 0-8-1; 0-6-1**  
**Coach: Lou Saban**  
**Captain: Sandy Sacks**

L	14	Miami (Ohio)	25	H	9/24
L	0	Tulane	21	A	10/1
L	7	Minnesota	18	H	10/8
L	2	#1 Michigan	14	A	10/15
L	14	Indiana	20	H	10/22
L	0	#15 Ohio State	49	A	10/29
L	14	Wisconsin	41	H	11/5
L	8	Purdue	46	A	11/12
T	7	Illinois	7	H	11/19

**1956**  
**Record: 4-4-1; 3-3-1**  
**Coach: Ara Parseghian**  
**Captain: Ted Ringer**

W	14	Iowa State	13	H	9/29
L	13	Tulane	20	H	10/6
T	0	#17 Minnesota	0	A	10/13
L	20	#8 Michigan	34	A	10/20
L	13	Indiana	19	A	10/27
L	2	#6 Ohio State	6	H	11/3
W	17	Wisconsin	7	A	11/10
W	14	Purdue	0	H	11/17
W	14	Illinois	13	H	11/24



**THE 1949 ROSE BOWL CHAMPIONS**

# YEAR-BY-YEAR RESULTS

1957

Record: 0-9; 0-7

Coach: Ara Parseghian

Captains: Bob McKeiver, Al Viola

L	6	#16	Stanford	26	A	9/28
L	13	#9	Oregon State	22	H	10/5
L	6	#4	Minnesota	41	H	10/12
L	14	#18	Michigan	34	A	10/19
L	0	#3	Iowa	6	H	10/26
L	6	#8	Ohio State	47	A	11/2
L	12		Wisconsin	41	H	11/9
L	0		Purdue	27	A	11/16
L	0		Illinois	27	A	11/23

1958

Record: 5-4; 3-4

Coach: Ara Parseghian

Captains: James Andreotti, Willmer Fowler

	W	29	#10	Wash. State	28	H	9/27
	W	28		Stanford	0	H	10/4
	W	7		Minnesota	3	A	10/11
#17	W	55	#19	Michigan	24	H	10/18
#8	L	20	#7	Iowa	26	A	10/25
#11	W	21	#5	Ohio State	0	H	11/1
#4	L	13	#7	Wisconsin	17	A	11/8
#13	L	6	#8	Purdue	23	H	11/15
#20	L	20		Illinois	27	A	11/22

1959

Record: 6-3; 4-3

Coach: Ara Parseghian

Captains: James Andreotti, Ron Burton, Gene Gossage, Mike Stock

#10	W	45	#2	Oklahoma	13	H	9/26
#2	W	14	#5	Iowa	10	A	10/3
#2	W	6		Minnesota	0	H	10/10
#2	W	20		Michigan	7	A	10/17
#2	W	30		Notre Dame	24	A	10/24
#2	W	30		Indiana	13	H	10/31
#2	L	19	#9	Wisconsin	24	H	11/7
#6	L	10	#19	Michigan St.	15	A	11/14
#8	L	0		Illinois	28	A	11/21

1960

Record: 5-4; 2-4

Coach: Ara Parseghian

Captains: Irv Cross, Mike Stock

#14	W	19		Oklahoma	3	A	9/24
#6	L	0	#8	Iowa	42	H	10/1
L	0		#14	Minnesota	7	A	10/8
L	7			Michigan	14	A	10/15
W	7			Notre Dame	6	H	10/22
W	21			Indiana	8	H	10/29
W	21			Wisconsin	0	A	11/5
L	18	#13		Michigan St.	21	H	11/12
W	14			Illinois	7	H	11/19

1961\*

Record: 4-5; 2-4

Coach: Ara Parseghian

Captains: Larry Onesti

W	45			Boston Coll.	0	H	9/30
W	28			Illinois	7	A	10/7
L	3			Minnesota	10	H	10/14
L	0	#7		Ohio State	10	H	10/21
W	12	#8		Notre Dame	10	A	10/28
W	14			Indiana	8	H	11/4
L	10			Wisconsin	29	H	11/11
L	13	#9		Michigan St.	21	A	11/18
L	6			Miami (Fla.)	10	A	11/24

1962\*

Record: 7-2; 4-2

Coach: Ara Parseghian

Captains: Jay Robertson

W	37			S. Carolina	20	H	9/22
W	45			Illinois	0	H	10/6
W	34			Minnesota	22	A	10/13
#8	W	18	#6	Ohio State	14	A	10/20
#3	W	35		Notre Dame	6	H	10/27
#1	W	26		Indiana	21	A	11/3
#1	L	6	#8	Wisconsin	37	A	11/10
#9	L	7		Michigan St.	31	H	11/17
W	29			Miami (Fla.)	7	A	11/23

\*rankings only include top 10

1963\*

Record: 5-4; 3-4

Coach: Ara Parseghian

Captains: Chuck Logan, Kent Pike

#6	W	23		Missouri	12	A	9/21
#7	W	34		Indiana	21	H	9/28
#4	L	9		Illinois	10	A	10/5
W	15			Minnesota	8	H	10/12
#10	W	37		Miami (Ohio)	6	H	10/19
#9	L	7		Michigan St.	15	H	10/26
L	6			Michigan	27	A	11/2
L	14			Wisconsin	17	A	11/9
W	17			Ohio State	8	A	11/16

1964\*

Record: 3-6; 2-5

Coach: Alex Agase

Captain: Joe Cerne

W	7			Oregon State	3	H	9/19
W	14			Indiana	13	A	9/26
L	6	#3		Illinois	17	H	10/3
L	18			Minnesota	21	A	10/10
L	27			Miami (Ohio)	28	H	10/17
L	6			Michigan St.	24	A	10/24
L	0			Michigan	35	A	10/31
W	17			Wisconsin	13	H	11/7
L	0	#7		Ohio State	10	A	11/14

1965\*

Record: 4-6; 3-4

Coach: Alex Agase

Captain: Jeff Brooke

L	14			Florida	24	H	9/18
W	20			Indiana	0	A	9/25
L	7	#8		Notre Dame	38	A	10/2
W	15			Oregon State	7	H	10/9
L	7			Wisconsin	21	H	10/16
W	9			Iowa	0	H	10/23
L	7	#1		Michigan St.	49	A	10/30
L	22			Minnesota	27	H	11/6
W	34			Michigan	22	H	11/13
L	6			Illinois	20	H	11/20

1966\*

Record: 3-6-1; 2-4-1

Coach: Alex Agase

Captains: Cas Banaszek, Bob Otterbacher

L	7			Florida	43	A	9/17
L	14			Indiana	26	H	9/24
L	7	#4		Notre Dame	35	H	10/1
W	14			Oregon State	6	A	10/8
T	3			Wisconsin	3	A	10/15
W	24			Iowa	15	A	10/22
L	0	#2		Michigan St.	22	H	10/29
L	13			Minnesota	28	H	11/5
L	20			Michigan	28	A	11/12
W	35			Illinois	7	H	11/19

1967\*

Record: 3-7; 2-5

Coach: Alex Agase

Captain: Bruce Gunstra

W	12	#8		Miami (Fla.)	7	H	9/23
L	6			Missouri	13	H	9/30
L	16	#4		Purdue	25	A	10/7
L	6			Rice	50	A	10/14
L	2			Ohio State	6	H	10/21
W	17			Wisconsin	13	A	10/28
L	3			Michigan	7	A	11/4
W	39			Iowa	24	H	11/11
L	21			Illinois	27	H	11/18
L	27			Michigan St.	41	A	11/25

1968

Record: 1-9; 1-6

Coach: Alex Agase

Captains: John Cornell, Angelo Loukas

L	7	#19		Miami (Fla.)	28	A	9/20
L	7	#3		USC	24	H	9/28
L	6	#1		Purdue	43	H	10/5
L	7	#5		Notre Dame	27	A	10/12
L	21	#2		Ohio State	45	A	10/19
W	13			Wisconsin	10	H	10/26
L	0	#9		Michigan	35	H	11/2
L	34			Iowa	68	A	11/9
L	0			Illinois	14	A	11/16
L	14			Michigan St.	31	H	11/23

1969

Record: 3-7; 3-4

Coach: Alex Agase

Captains: Ray Forsthofer, Pat Harrington

L	10	#11		Notre Dame	35	A	9/20
L	6	#5		USC	48	A	9/27
L	0	#11		UCLA	36	H	10/4
W	10			Illinois	6	A	10/11
W	27			Wisconsin	7	H	10/18
L	20	#15		Purdue	45	A	10/25
L	6	#1		Ohio State	35	H	11/1
L	21			Minnesota	28	A	11/8
W	30			Indiana	27	H	11/15
L	7			Michigan St.	39	H	11/22

1970

Record: 6-4; 6-1

Coach: Alex Agase

Captains: Mike Adamle, Joel Hall

L	14	#6		Notre Dame	35	H	9/19
L	7	#15		UCLA	12	A	9/26
L	20			SMU	21	H	10/3
W	48			Illinois	0	H	10/10
W	24			Wisconsin	14	A	10/17
W	38			Purdue	14	H	10/24
#20	L	10	#2	Ohio State	24	A	10/31
W	28			Minnesota	14	H	11/7
W	21			Indiana	7	A	11/14
#18	W	23		Michigan St.	20	A	11/21

1971

Record: 7-4; 6-3

Coach: Alex Agase

Captains: Maurie Daigneau, Eric Hutchinson

#20	L	6	#4	Michigan	21	H	9/11
L	7	#2		Notre Dame	50	A	9/18
W	12			Syracuse	6	H	9/25
W	24			Wisconsin	11	H	10/2
W	28			Iowa	3	A	10/9
L	20	#20		Purdue	21	H	10/16
W	24			Indiana	10	A	10/23
L	7			Illinois	24	A	10/30
W	41			Minnesota	20	H	11/6
W	14	#16		Ohio State	10	A	11/13
W	28	#19		Michigan St.	7	H	11/20

1972

Record: 2-9; 1-8

Coach: Alex Agase

Captains: Jim Anderson, Dave Dybas, Dave Glantz, Jim Lash

L	0	#11		Michigan	7	A	9/16
L	0	#13		Notre Dame	37	H	9/23
W	27			Pittsburgh	22	A	9/30
L	14			Wisconsin	21	A	10/7
L	12			Iowa	23	H	10/14
L	0			Purdue	37	A	10/21
W	23			Indiana	14	H	10/28
L	13			Illinois	43	H	11/4
L	29			Minnesota	35	A	11/11
L	14	#9		Ohio State	27	H	11/18
L	14			Michigan St.	24	A	11/25

1973

Record: 4-7; 4-4

Coach: John Pont

Captain: Stan Key

W	14		Michigan St.	10	H	9/15
L	0	#8	Notre Dame	44	A	9/22
L	14		Pittsburgh	21	H	9/29
L	12		Ohio	14	H	10/6
W	31		Iowa	15	H	10/13
L	10		Purdue	21	A	10/20
L	0	#1	Ohio State	60	A	10/27
L	43		Minnesota	52	H	11/3
W	21		Indiana	20	A	11/10
L	34		Wisconsin	36	A	11/17
W	9		Illinois	6	H	11/24

## 1981

Record: 0-11; 0-9

Coach: Dennis Green

Captains: Bobby Anderson, Mike Kerrigan

L	20	Indiana	21	H	9/12
L	7	Arkansas	38	A	9/19
L	0	Utah	42	H	9/26
L	0	Iowa	64	H	10/3
L	23	Minnesota	35	A	10/10
L	0	Purdue	35	H	10/17
L	0	#18 Michigan	38	A	10/24
L	0	Wisconsin	52	A	10/31
L	14	Michigan St.	61	H	11/7
L	6	Ohio State	70	A	11/14
L	12	Illinois	49	H	11/21

## 1982

Record: 3-8; 2-7

Coach: Dennis Green

Captains: Chris Hinton, Rich Raffin

L	13	Illinois	49	A	9/4
L	0	Indiana	30	A	9/11
L	13	Miami (Ohio)	27	H	9/18
W	31	N. Illinois	6	H	9/25
L	7	Iowa	45	A	10/2
W	31	Minnesota	21	H	10/9
L	21	Purdue	34	A	10/16
L	14	Michigan	49	H	10/23
L	20	Wisconsin	54	A	10/30
W	28	Michigan St.	24	A	11/6
L	28	Ohio State	40	H	11/13

## 1983

Record: 2-9; 2-7

Coach: Dennis Green

Captains: Mike Guendling, Todd Jenkins

L	0	#19 Washington	34	H	9/10
L	0	Syracuse	35	A	9/17
W	10	Indiana	8	A	9/24
L	0	Wisconsin	49	H	10/1
L	21	#15 Iowa	61	A	10/8
L	0	#13 Michigan	35	A	10/15
W	19	Minnesota	8	H	10/22
L	17	Purdue	48	A	10/29
L	3	Michigan St.	9	H	11/5
L	7	#10 Ohio State	55	A	11/12
L	24	#4 Illinois	56	H	11/19

## 1984

Record: 2-9; 2-7

Coach: Dennis Green

Captains: Jim Bobbitt, Phil Leonard

L	16	Illinois	24	A	9/1
L	0	#19 Washington	26	A	9/8
L	12	Syracuse	13	H	9/15
W	40	Indiana	37	H	9/22
L	16	Wisconsin	31	A	9/29
L	3	Iowa	31	H	10/6
L	0	Michigan	31	A	10/13
W	31	Minnesota	28	A	10/20
L	7	Purdue	49	H	10/27
L	10	Michigan St.	27	A	11/3
L	3	#13 Ohio State	52	H	11/10

## 1985

Record: 3-8; 1-7

Coach: Dennis Green

Captains: Casey Cummings, Jim Torkelson

L	17	Duke	40	A	9/7
W	27	Missouri	23	A	9/14
W	38	N. Illinois	16	H	9/28
L	7	Indiana	26	A	10/5
L	10	Minnesota	21	H	10/12
W	17	Wisconsin	14	A	10/19
L	10	#1 Iowa	49	H	10/26
L	7	Purdue	31	A	11/9
L	17	#4 Ohio State	35	H	11/9
L	0	Michigan St.	32	A	11/16
L	20	Illinois	45	H	11/23

## 1986

Record: 4-7; 2-6

Coach: Francis Peay

Captains: By game

L	6	Duke	17	H	9/6
W	25	Army	18	H	9/20
W	37	Princeton	0	A	9/27
L	7	Indiana	24	H	10/4
L	23	Minnesota	44	A	10/11
L	27	Wisconsin	35	H	10/18
L	20	#11 Iowa	27	A	10/25
L	16	Purdue	17	H	11/1
L	9	#11 Ohio State	30	A	11/8
W	24	Michigan St.	21	H	11/15
W	23	Illinois	18	A	11/22

## 1987

Record: 2-8-1; 2-6

Coach: Francis Peay

Captains: By game

L	16	Duke	31	A	9/12
L	3	Missouri	28	A	9/19
T	16	N. Illinois	16	H	9/26
L	18	Indiana	35	A	10/3
L	33	Minnesota	45	H	10/10
L	0	#19 Michigan St.	38	H	10/17
W	27	Wisconsin	24	A	10/24
L	6	Michigan	29	A	10/31
L	24	Iowa	52	H	11/7
L	15	Purdue	20	A	11/14
W	28	Illinois	10	H	11/21

## 1988

Record: 2-8-1; 2-5-1

Coach: Francis Peay

Captain: Greg Bradshaw

L	21	Duke	31	H	9/3
L	27	Air Force	62	A	9/17
L	7	Army	23	A	9/24
L	17	Indiana	48	H	10/1
T	28	Minnesota	28	A	10/8
L	3	Michigan St.	36	A	10/15
W	35	Wisconsin	14	H	10/22
L	7	Michigan	52	H	10/29
L	10	Iowa	35	A	11/5
W	28	Purdue	7	H	11/12
L	9	Illinois	14	A	11/19

## 1989

Record: 0-11; 0-8

Coach: Francis Peay

Captains: Bob Griswold, Randy McClellan, Tim O'Brien, Derrill Vest

L	31	Duke	41	A	9/9
L	31	Air Force	48	H	9/16
L	27	Rutgers	38	H	9/23
L	11	Indiana	43	A	10/7
L	18	Minnesota	20	H	10/14
L	31	Wisconsin	35	A	10/21
L	22	Iowa	35	H	10/28
L	27	Ohio State	52	H	11/4
L	15	Purdue	46	A	11/11
L	14	Michigan St.	76	A	11/18
L	14	#11 Illinois	63	H	11/25

## 1990

Record: 2-9; 1-7

Coach: Francis Peay

Captain: Bob Christian

L	24	Duke	27	H	9/15
L	14	Rice	31	A	9/22
W	24	N. Illinois	7	H	9/29
L	0	Indiana	42	H	10/6
L	25	Minnesota	35	A	10/13
W	44	Wisconsin	34	H	10/20
L	14	#15 Iowa	56	A	10/27
L	7	Ohio State	48	A	11/3
L	13	Purdue	33	H	11/10
L	22	#23 Michigan St.	29	H	11/17
L	23	#22 Illinois	28	A	11/24

## 1991

Record: 3-8; 2-6

Coach: Francis Peay

Captains: Darryl Ashmore, Dan Freveletti, Dwight James, Ed Sutter

L	7	Rice	36	H	9/14
L	18	Rutgers	22	A	9/21
W	41	Wake Forest	14	H	9/28
L	14	Purdue	17	H	10/5
L	6	Indiana	44	A	10/12
L	3	#18 Ohio State	34	N	10/19
W	17	#17 Illinois	11	H	10/26
W	16	Michigan St.	13	A	11/2
L	14	#4 Michigan	59	A	11/9
L	10	#9 Iowa	24	H	11/16
L	14	Wisconsin	32	A	11/23


## 1992

Record: 3-8; 3-5

Coach: Gary Barnett

Captains: Frank Boudreaux, David Cross

L	7	#3 Notre Dame	42	S	9/5
L	0	Boston Coll.	49	A	9/12
L	24	#18 Stanford	35	A	9/19
W	28	Purdue	14	A	10/3
L	3	Indiana	28	H	10/10
L	7	Ohio State	31	A	10/17
W	27	Illinois	26	A	10/24
L	26	Michigan St.	27	H	10/31
L	7	#4 Michigan	40	H	11/7
L	14	Iowa	56	A	11/14
W	27	Wisconsin	25	H	11/21



THE 1995 BIG TEN CHAMPIONS

## 1993

Record: 2-9; 0-8

Coach: Gary Barnett

Captains: Steve Ostrowski, Len Williams, Lee Gissendaner

L	12	#7 Notre Dame	27	A	9/4
W	22	#22 Boston Coll.	21	H	9/18
W	26	Wake Forest	14	H	9/25
L	3	#7 Ohio State	51	A	10/2
L	14	#21 Wisconsin	53	A	10/9
L	26	Minnesota	28	H	10/16
L	0	Indiana	24	H	10/23
L	13	Illinois	20	A	10/30
L	29	Michigan St.	31	A	11/6
L	19	Iowa	23	H	11/13
L	21	#14 Penn State	43	H	11/20

## 1994

Record: 3-7-1, 2-6

Coach: Gary Barnett

Captains: Hugh Williams, Bill Koziel, Michael Senters, Corey Singleton

L	15	#3 Notre Dame	42	S	9/3
T	41	#24 Stanford	41	H	9/10
W	14	Air Force	10	A	9/17
L	15	#20 Ohio State	17	H	10/1
L	14	#24 Wisconsin	46	H	10/8
W	37	Minnesota	31	A	10/15
W	20	Indiana	7	A	10/22
L	7	Illinois	28	H	10/29
L	17	Michigan St.	35	H	11/5
L	13	Iowa	49	A	11/12
L	17	#2 Penn State	45	A	11/19

## 1995 (Big Ten Champions)

Record: 10-2; 8-0

Coach: Gary Barnett

Captains: William Bennett, Rob Johnson, Sam Valenzisi

W	17	#9 Notre Dame	15	A	9/2
#25 L	28	Miami (Ohio)	30	H	9/16
W	30	Air Force	6	H	9/23
W	31	Indiana	7	H	9/30
#25 W	19	#7 Michigan	13	A	10/7
#14 W	27	Minnesota	17	A	10/14
#11 W	35	#24 Wisconsin	0	H	10/21
#8 W	17	Illinois	14	A	10/28
#6 W	21	#12 Penn State	10	H	11/4
#5 W	31	Iowa	20	H	11/11
#5 W	23	Purdue	8	A	11/18
#3 L	32	#17 USC*	41	N	1/1

\*Rose Bowl (Pasadena, Calif.)

## 1996 (Big Ten Co-Champions)

Record: 9-3; 7-1

Coach: Gary Barnett

Captains: Justin Chabot, Pat Fitzgerald, Mike McGrew, Steve Schnur

#13 L	27	Wake Forest	28	A	9/7
W	38	Duke	13	A	9/14
W	28	Ohio	7	H	9/21
#25 W	35	Indiana	17	A	9/28
#22 W	17	#6 Michigan	16	H	10/5
#15 W	26	Minnesota	24	H	10/12
#14 W	34	Wisconsin	30	A	10/19
#11 W	27	Illinois	24	H	10/26
#11 L	9	#15 Penn State	34	A	11/2
#18 W	40	#23 Iowa	13	A	11/9
#13 W	27	Purdue	24	H	11/16
#11 L	28	#9 Tennessee*	48	N	1/1

\*Comp USA Citrus Bowl (Orlando, Fla.)

## 1997

Record: 5-7; 3-5

Coach: Gary Barnett

Captains: Eric Collier, Barry Gardner, Nate Strikwerda

#24	W	24	Oklahoma	0	N	8/23
	L	20	Wake Forest	27	A	9/6
	W	24	Duke	20	H	9/13
	L	30	Rice	34	H	9/20
	L	9	Purdue	21	A	9/27
	L	25	Wisconsin	26	H	10/11
	L	6	#5 Michigan	23	A	10/18
	W	19	#15 Michigan St.	17	H	10/25
	L	6	#9 Ohio State	49	A	11/1
	L	27	#2 Penn State	30	H	11/8
	W	34	Illinois	21	A	11/25
	W	15	Iowa	14	H	11/22





THE 1996 BIG TEN CHAMPIONS

**2000 (Big Ten Co-Champions)****Record: 6-4; 6-2****Coach: Randy Walker****Captains: Harold Blackmon, Conrad Emmerich**

W 35	N. Illinois	17	H	8/31
W 38	Duke	5	H	9/9
L 14 #20	TCU	41	A	9/16
W 47 #7	Wisconsin (2OT)	44	A	9/23
W 37 #18	Michigan State	17	A	9/30
#22 W 52	Indiana	33	H	10/7
#17 L 28 #21	Purdue	41	H	10/14
#23 W 41	Minnesota	35	A	10/28
#21 W 54 #12	Michigan	51	H	11/4
#12 L 17	Iowa	27	A	11/11
#23 W 61	Illinois	23	H	11/18
#19 L 17 #9	Nebraska*	66	N	12/30


\*Alamo Bowl (San Antonio, Texas)

**2001****Record: 4-7; 2-6****Coach: Randy Walker****Captains: Napoleon Harris, Zak Kustok**

#16 W 37	UNLV	28	A	9/7
#16 W 44	Duke	7	A	9/22
#16 W 27	Michigan State	26	H	9/29
#14 L 20	Ohio State	38	A	10/6
#14 W 23 #21	Minnesota	17	H	10/13
#22 L 35	Penn State	38	H	10/20
L 27 #24	Purdue	32	A	10/27
L 21	Indiana	56	A	11/3
L 16	Iowa	59	H	11/10
L 42	Bowling Green	43	H	11/17
L 28 #10	Illinois	34	A	11/22

**2002****Record: 3-9; 1-7****Coach: Randy Walker****Captains: Pat Durr, Austin King**

L 3	Air Force	52	A	8/31
L 24	TCU	48	H	9/7
W 26	Duke	21	H	9/14
W 49	Navy	40	A	9/21
L 24	Michigan State	39	A	9/28
L 16 #5	Ohio State	27	H	10/5
L 42	Minnesota	45	A	10/10
L 0 #20	Penn State	49	A	10/19
L 13	Purdue	42	H	10/26
W 41	Indiana	37	H	11/2
L 10 #6	Iowa	62	A	11/9
L 24	Illinois	31	H	11/23



THE 2000 BIG TEN CHAMPIONS

**2003****Record: 6-7; 4-4****Coach: Randy Walker****Captains: Louis Ayeni, Pat Durr, Torri Stuckey,****Jason Wright**

W 28	Kansas	20	A	8/30
L 21	Air Force	22	H	9/6
L 14	Miami (Ohio)	44	H	9/13
W 28	Duke	10	A	9/20
L 0 #4	Ohio State	20	A	9/27
L 17 #21	Minnesota	42	H	10/4
W 37	Indiana (OT)	31	A	10/11
W 16 #20	Wisconsin	7	H	10/25
L 14 #18	Purdue	34	A	11/1
W 17	Penn State	7	H	11/8
L 10 #5	Michigan	41	H	11/15
W 37	Illinois	20	A	11/22
L 24 #20	Bowling Green*	28	N	12/26

\*Motor City Bowl (Detroit, Mich.)

**2004****Record: 6-6; 5-3****Coach: Randy Walker****Captains: John Pickens, Luis Castillo, Noah Her-****ron, Matt Ulrich**

L 45	TCU (2OT)	48	A	9/2
L 21	Arizona State	30	H	9/11
W 20	Kansas	17	H	9/18
L 17 #18	Minnesota	43	A	9/23
W 33 #7	Ohio State (OT)	27	H	10/2
W 31	Indiana (2OT)	24	H	10/9
L 12 #6	Wisconsin	24	A	10/23
W 13 #17	Purdue	10	H	10/30
W 14	Penn State	7	A	11/6
L 20 #9	Michigan	42	A	11/13
W 28	Illinois (OT)	21	H	11/20
L 41	Hawaii	49	A	11/27

**2005****Record: 7-5; 5-3****Coach: Randy Walker****Captains: Brett Basanez, Zach Strief, Barry****Coffield, Tim McGarigle**

W 38	Ohio	14	H	9/3
W 38	Northern Illinois	37	H	9/10
L 21 #18	Arizona State	52	A	9/17
L 29	Penn State	34	H	9/24
W 51 #14	Wisconsin	48	H	10/8
W 34	Purdue	29	A	10/15
W 49 #22	Michigan State	14	A	10/22
#21 L 17 #25	Michigan	33	H	10/29
W 28	Iowa	27	H	11/5
#25 L 7 #10	Ohio State	48	A	11/12
W 38	Illinois	21	A	11/19
L 38 #17	UCLA*	50	N	12/30

\*Sun Bowl (El Paso, Texas)

**2006****Record: 4-8; 2-6****Coach: Pat Fitzgerald****Captains: Erryn Cobb, Bryan Heinz, Shaun****Herbert, Nick Roach**

W 21	Miami (Ohio)	3	A	8/31
L 17	New Hampshire	34	H	9/9
W 14	Eastern Michigan	6	H	9/16
L 21	Nevada	31	A	9/22
L 7	Penn State	33	A	9/30
L 9	Wisconsin	41	A	10/7
L 10	Purdue	31	H	10/14
L 38	Michigan State	41	H	10/21
L 3 #2	Michigan	17	A	10/28
W 21	Iowa	7	A	11/4
L 10 #1	Ohio State	54	H	11/11
W 27	Illinois	16	H	11/18

**2007****Record: 6-6; 3-5****Coach: Pat Fitzgerald****Captains: Tonjua Jones, Adam Kadela,****Reggie McPherson, Trevor Rees**

W 27	Northeastern	0	H	9/1
W 36	Nevada	31	H	9/8
L 14	Duke	20	H	9/15
L 7 #8	Ohio State	58	A	9/22
L 16	Michigan	28	H	9/29
W 48	Michigan St. (OT)	41	A	10/6
W 49	Minnesota (2OT)	48	H	10/13
W 26	Eastern Michigan	14	N	10/19
L 17	Purdue	35	A	10/27
L 17	Iowa	28	H	11/3
W 31	Indiana	28	H	11/10
L 22 #20	Illinois	41	A	11/17

**2008****Record: 9-4; 5-3****Coach: Pat Fitzgerald****Captains: C.J. Bachér, Prince Kwateng,****Eric Peterman, Brendan Smith**

W 30	Syracuse	10	H	8/30
W 24	Duke	20	A	9/6
W 33	Southern Illinois	7	H	9/13
W 16	Ohio	8	H	9/20
W 22	Iowa	17	A	9/27
L 20 #23	Michigan State	37	H	10/1
W 48	Purdue	26	H	10/18
L 19	Indiana	21	A	10/25
W 24 #20	Minnesota	17	A	11/1
L 10 #12	Ohio State	45	H	11/8
W 21	Michigan	14	A	11/15
W 27	Illinois	10	H	11/22
#22 L 23 #25	Missouri * (OT)	30	N	12/29

\* Alamo Bowl (San Antonio, Texas)

**2009****Record: 8-5; 5-3****Coach: Pat Fitzgerald****Captains: Mike Kafka, Sherrick McManis,****Brendan Smith, Corey Wootton**

W 47	Towson	14	H	9/5
W 27	Eastern Michigan	24	H	9/12
L 34	Syracuse	37	A	9/19
L 24	Minnesota	35	H	9/26
W 27	Purdue	21	A	10/3
W 16	Miami (Ohio)	6	H	10/10
L 14	Michigan State	24	A	10/17
W 29	Indiana	28	H	10/24
L 13 #12	Penn State	34	H	10/31
W 17 #8	Iowa	10	A	11/7
W 21	Illinois	16	A	11/14
W 33 #17	Wisconsin	31	H	11/21
L 35	Auburn * (OT)	38	N	1/1

\* Outback Bowl (Tampa, Fla.)

**2010****Record: 7-6, 3-5****Coach: Pat Fitzgerald****Captains: Corbin Bryant, Quentin Davie,****Al Netter, Dan Persa**

W 23	Vanderbilt	21	A	9/4
W 37	Illinois State	3	H	9/11
W 30	Rice	13	A	9/18
W 30	Central Michigan	25	H	9/25
W 29	Minnesota	28	A	10/2
L 17	Purdue	20	H	10/9
L 27 #8	Michigan State	35	H	10/23
W 20	Indiana	17	A	10/30
L 21	Penn State	35	A	11/6
W 21 #13	Iowa	17	H	11/13
L 27	Illinois *	48	H	11/20
L 23 #5	Wisconsin	70	A	11/27
L 38	Texas Tech **	45	N	1/1

\* at Wrigley Field

\*\* TicketCity Bowl (Dallas, Texas)

**2011****Record: 6-7, 3-5****Coach: Pat Fitzgerald****Captains: Jordan Mabin, Al Netter,****Dan Persa, Brian Peters**

W 24	Boston College	17	A	9/3
W 42	Eastern Illinois	21	H	9/10
L 14	Army	21	A	9/17
L 35 #24	Illinois	38	H	10/1
L 24 #12	Michigan	42	A	10/8
L 31	Iowa	41	H	10/15
L 24	Penn State	34	H	10/22
W 59	Indiana	38	A	10/29
W 28 #9	Nebraska	25	A	11/5
W 28	Rice	6	H	11/12
W 28	Minnesota	13	H	11/19
L 17 #10	Michigan State	31	A	11/26
L 22	Texas A&M *	33	N	12/31

\* Meineke Car Care Bowl of Texas (Houston, Texas)

**2012****Record: 10-3, 5-3****Coach: Pat Fitzgerald****Captains: Brian Arnfelt, Kain Colter,****Brian Mulroe, David Nwabuisi**

W 42	Syracuse	41	A	9/1
W 23	Vanderbilt	13	H	9/8
W 22	Boston College	13	H	9/15
W 38	South Dakota	7	H	9/22
W 44	Indiana	29	H	9/29
L 28	Penn State	39	A	10/6
W 21	Minnesota	13	A	10/13
L 28	Nebraska	29	H	10/20
W 28	Iowa	17	H	10/27
L 31	Michigan (OT)	38	A	11/10
W 23	Michigan State	20	A	11/17
W 50	Illinois	14	H	11/24
#21 W 34	Mississippi State *	20	N	1/1

\* TaxSlayer.com Gator Bowl (Jacksonville, Fla.)

Northwestern's AP team rank is listed in left-hand side; opponents' AP team rank is listed to left of opponent name.

The listing of all-time football lettermen is as complete and accurate as historical records allow and includes only those players which earned a varsity letter; student-managers and trainers are not listed. The information on each student-athlete was compiled from media guides, programs, yearbooks and letterwinner records. Corrections and additions are welcomed if they can be verified. Inquiries should be directed to Northwestern Athletic Communications.

## A

Aarts, Cornelius, 1938, 39, 40  
 Abbatiello, Joseph A., 1957, 58, 59  
 Abernathy, Frayne, 2004, 05, 06  
 Acher, John, 1927  
 Adamle, Michael D., 1968, 69, 70  
 Adams, Dirk, 1984, 85, 86, 88  
 Adams, Jarvis, 2001, 02, 03  
 Adams, Mark, 1977, 78, 79, 80  
 Adams, William, 1969, 71  
 Adelman, Albert B., 1934, 35, 36  
 Adler, Ira, 1987, 88, 89, 90  
 Adler, William A.J., 1943  
 Ahern, Tom, 1977, 79  
 Aikens, Ashton, 2001, 02, 03, 04  
 Alban, Richard H., 1949, 50, 51  
 Albright, W.F., 1886  
 Alexander, John P., 1977  
 Allaway, Mike, 1988, 89, 90  
 Allen, Clay C., 1895, 96  
 Allen, Harry I., 1901, 02, 03, 04  
 Alston, Allen, 1977  
 Altepeter, Henry M., 1943, 44  
 Anderson, Amound, 1982  
 Anderson, Bobby, 1979, 80, 81, 82  
 Anderson, Damien, 1998, 99, 00, 01  
 Anderson, Donald B., 1967  
 Anderson, Elmer A., 1932, 33  
 Anderson, Eric, 1983  
 Anderson, Eric Mitchell, 1972, 73, 74  
 Anderson, H. Richard, 1948, 49, 50  
 Anderson, Henry J., 1927, 28, 29  
 Anderson, James, 1970, 71, 72  
 Anderson, Jay, 1979, 80  
 Anderson, LeRoy W., 1953  
 Anderson, Matt, 2001, 02  
 Anderson, Randy, 1969, 70, 71  
 Anderson, Verner C., 1933, 34  
 Anderson, William, 1934  
 Andler, Michael J., 1973, 74  
 Andreotti, James P., 1957, 58, 59  
 Andrews, Ned, 1887  
 Andrews, William K., 1894, 95, 96, 97  
 Anenen, Steven J., 1972, 73  
 Angotti, Gary, 1981, 83  
 Anstey, John, 1967  
 App, George A., 1942, 43  
 Ardizzone, Anthony A., 1975, 76, 77  
 Arena, Peter E., 1957, 58, 59  
**Ariguzo, Chi Chi, 2011, 12**  
 Armstrong, Colin, 2008, 09, 10, 11  
 Arnfelt, Brian, 2009, 10, 11, 12  
 Arnold, David, 2008, 09, 10, 11  
 Arries, Leslie G., 1915, 16, 17  
 Arrington, Malcolm, 2005, 06, 07, 08  
 Artabasy, Raymond J., 1934, 36  
 Asad, Douglas S., 1957, 58, 59  
 Asala, Russell E., 1958, 59, 60  
 Ascani, Gene S., 1958, 59  
 Aschenbrenner, Frank, 1946, 47, 48  
 Ash, Henry S., 1910  
 Ashmore, Darryl, 1987, 88, 89, 91  
 Athan, Richard A., 1949, 50, 51  
 Atwood, Ivan J., 1910  
 August, David H., 1908, 09  
 Augustson, Roy, 1931, 32, 33

Autry, Adrian, 1995, 96, 97  
 Autry, Darnell, 1994, 95, 96  
 Ayeni, Louis, 1999, 00, 02, 03  
 Aylesworth, William W., 1893

## B

Bachér, C.J., 2005, 06, 07, 08  
 Baczek, Todd, 1991, 92, 93, 94  
 Baer, Jeff, 1999  
 Baggott, Robert C., 1946, 49, 50  
 Bahoric, Dave, 1978, 79, 80, 81  
 Bailey, Mark, 1975, 76, 77  
 Baird, J. Arthur, 1900, 01, 02  
 Bairstow, Bruce A., 1944, 45  
 Backes, Jeff, 2002, 03, 04  
 Baker, Frank L., 1928, 29, 30  
**Baker, Hayden, 2011, 12**  
 Baker, Michael J., 1966, 67  
 Baker, Ralph, 1924, 25, 26  
 Balmer, Bill, 1984, 85  
 Bambauer, Don, 1978, 80  
 Banach, John J., 1975  
 Banaszak, Chris, 1982, 83  
 Banaszek, Casimir, 1964, 65, 66  
 Banner, Wallace L., 1923  
 Barber, Brendan, 2009, 10, 11  
 Bardwell, Ron, 2005  
 Barkal, Paul R., 1947  
 Barnard, Chester S., 1919  
 Barnard, Lester S., 1919  
 Barnes, Josh, 1995, 96, 97, 98  
 Barron, John R., 1945  
 Bartels, Doug, 2008, 09, 10, 11  
 Bartz, Clarence W., 1914  
 Basanez, Brett, 2002, 03, 04, 05  
 Baske, Douglas, 1973, 74  
 Baskin, Donnie, 2003  
 Bass, Perkins B., 1886, 87  
 Bates, D'Wayne, 1995, 96, 98  
 Bates, Hunter, 2009, 10, 11, 12  
 Batis, Eric, 2003, 04  
 Battle, Anthony, 2010, 11, 12  
 Battle, Deante, 2004, 05, 06, 07  
 Batzer, Steve, 1985, 87  
 Baum, Michael, 1985, 86, 87, 88  
 Bauman, Alfred E., 1939, 40, 41  
 Baxter, Oswald T., 1929  
 Beazley, David, 1993, 94, 95, 96  
 Beckmann, William E., 1971  
 Bedell, Guy W., 1910  
 Beebe, Leslie W., 1892, 93  
 Behrens, James L., 1960  
 Beinor, Michael J., 1964, 65  
 Belding, Joel, 2005, 06, 07, 08  
 Belejack, John, 1951, 52  
 Belko, Douglas P., 1972, 73, 74  
 Bell, George I., 1902, 03  
 Bell, Walton S., 1910  
 Belzer, Charles H., 1950  
 Benda, James T., 1962  
 Bender, Hiram C., 1935, 36  
 Bennett, Charles H., 1950, 51, 52  
 Bennett, Ellery, 1982, 83, 84  
 Bennett, Frank W., 1956, 57, 58  
 Bennett, Sean, 1998  
 Bennett, Stephen, 1944  
 Bennett, Sydney C., 1916  
 Bennett, William, 1992, 93, 94, 95  
 Benson, George N., 1939, 40, 41  
 Benson, Mark, 1989, 90, 91  
 Bentley, Brendan, 1989, 90  
 Bentley, Kevin, 1998, 99, 00, 01  
 Benz, Alan S., 1974, 75, 76, 77  
 Benz, Larry W., 1960, 61, 62  
 Berg, James, 1933  
 Berg, Kevin, 1977, 78, 79  
 Bergherm, C. Russell, 1927, 28, 29  
 Berkiel, Dan, 1985, 86  
 Beutel, Robert, 1972

Biancamano, Bob, 1980  
 Bicanich, John, 1943  
 Biever, John T., 1952, 53  
 Black, Campbell, 2005, 06  
 Black, Ryan, 2006  
 Blackmon, Harold, 1997, 98, 99, 00  
 Blackwood, Howard C., 1920  
 Blair, Charles S., 1902, 03, 04, 05  
 Blazeovich, James P., 1973, 74  
 Bliss, Frank, 1970, 71, 72  
 Blue, Harvey L., 1967  
 Blum, Morris S., 1921  
 Blumberg, Abraham J., 1950  
 Boardman, Philip L., 1977  
 Bobbitt, Jim, 1981, 82, 83, 84  
 Bobowski, Steven G., 1976, 77, 78  
 Bogan, Steve, 1978, 79, 81  
 Bogenrief, Ray, 2001, 02, 03  
 Boger, Willett K., 1933, 36  
 Bolden, Mike, 2008, 09, 10, 11  
 Bonetto, Frank, 1971  
 Booker, Alex, 1984  
 Booth, Reuben F., 1901, 02  
 Boothe, L. Dennis, 1965, 66, 67  
 Boothe, Richard A., 1973, 74, 75  
 Borresen, Rich, 1984, 86  
 Boudreaux, Frank, 1989, 90, 91, 92  
 Bouschor, Royal G., 1923  
 Bovik, Ellis G., 1924, 25, 26  
 Bowen, Jeffrey B., 1968  
 Boyd, Frank, 1987  
 Boykin, Greg, 1972, 73, 75, 76  
 Boyle, Mike, 2007, 08  
 Bradburn, Michael S., 1965, 66  
 Bradley, Charles E., 1914  
 Bradley, John R., 1968, 69  
 Bradshaw, Greg, 1986, 87, 88  
 Brainerd, Charles L., 1960, 61, 62  
 Brandford, Darryl, 1973, 74, 75  
 Brandt, John P., 1967  
 Brantley, Terrence, 1973, 74, 75  
 Breitbeil, Stephen W., 1976, 77, 78  
 Brewer, Andrew, 2006, 08, 09  
 Brewer, Frederic A., 1895, 96  
 Brightmire, Willis R., 1916, 19  
 Brias, John P., 1965, 66  
 Brockmeier, Leon, 1998, 99, 00, 01  
 Broeker, Edward J., 1954  
 Broeker, John, 1987, 88, 89, 90  
 Brooke, Jeffrey R., 1963, 64, 65  
 Brooks, Andy, 1987, 88, 89  
 Brophy, William C., 1944  
 Brown, A.A., 1895, 96  
 Brown, Alan, 1984, 85, 86, 87  
 Brown, Charles, 2008, 09, 10, 11  
 Brown, Jerry W., 1969, 70, 71  
 Brown, Kelby, 1979, 80, 81  
 Brown, Kevin, 1984  
 Brown, Levelle, 1995, 96, 97, 98  
 Brown, Marvin, 1999, 00, 01  
 Brown, J. Quentin, 1999  
 Browne, Jim, 1980, 81  
 Browne, Vince, 2008, 09, 10, 11  
 Brownley, Scott, 2004  
 Broxterman, Mark, 1998  
 Bruce, Fred T., 1924, 25  
 Bruder, Henry G., 1929, 30  
 Brumback, Willson P., 1916  
 Brunner, Phil, 2006, 07, 08  
 Bryan, Wayne, 1971  
**Bryant, C.J., 2011, 12**  
 Bryant, Corbin, 2007, 08, 09, 10  
 Bryniarski, Michael S., 1969  
**Budzien, Jeff, 2010, 11, 12**  
 Bucaro, Bob, 1984, 85, 86, 87  
 Buchanan, Richard, 1988, 89, 90  
 Buck, Kevin, 1995, 96, 97, 98  
 Buckley, John J., 1973  
 Buckner, Jeffrey J., 1967  
 Buckner, Michael M., 1963, 64, 65  
 Buckner, Tobin, 1989, 90, 91, 92

Buechel, James J., 1932  
 Buffmire, Donald K., 1941, 42, 43  
 Bumgarner, Marc, 1984, 85, 87  
 Bunda, George J., 1963  
 Burbach, Matt, 1983, 85, 86  
 Burden, John, 1996, 97, 98  
 Burger, Harold E., 1960  
 Burke, Colby, 1991, 92  
 Burke, Nick, 1940, 41, 42  
 Burkett, Ben, 2008, 09, 10, 11  
 Burman, George R., 1961, 62, 63  
 Burnett, Vange N., 1934, 35, 36  
 Burns, James J., 1964, 65  
 Burns, John, 1979, 80  
 Burns, Jon, 1994, 96  
 Burnstein, Sidney, 1929, 30, 31  
 Burrell, Aaron, 1997, 98, 99  
 Burrows, Earl R., 1952  
 Burson, Donald M., 1946, 47, 48, 49  
 Burson, Robert C., 1950, 51, 52  
 Burton, Paul, 1993, 94, 95, 96  
 Burton, Ronald E., 1957, 58, 59  
 Burton, Ron Jr., 1985, 86, 87  
 Burton, Phil, 1992  
 Burton, Steve, 1982, 83, 84  
 Bush, Edward N., 1943  
 Butherus, Albert, 1939, 40  
 Butler, Ben, 1978, 79  
 Butler, Mike, 1981  
 Buzby, Ted, 1986, 87  
 Byers, Fred M., 1885  
 Bynum, Casey, 1997

## C

Calderwood, Kevin, 1986  
 Calderwood, Lowell W., 1927, 28, 29  
 Callahan, Kevin J., 1976  
 Callaway, David, 1979, 80, 81  
 Callaway, Thomas W., 1952, 53, 54  
 Callentine, D.R., 1987, 88, 89  
 Calvano, Michael A., 1935, 36, 37  
 Cammon, Michael, 1977, 78, 79  
**Campbell, Ibrahim, 2011, 12**  
 Campbell, John, 1982  
 Campbell, John L., 1961  
 Campbell, Woodrow L., 1964, 65, 66  
**Cannon, Joe, 2012**  
 Canty, Mark, 1990, 93  
 Caplinger, Edward, 1962  
 Capstran, Chris, 1979, 80, 81  
 Carle, Gerald C., 1943, 46, 47  
 Carlson, Julius G., 1903, 04, 05  
 Carlson, Robert C., 1941, 42  
 Carney, Lester, 1989, 90  
 Carney, Martin J., 1920  
 Carnicom, Todd, 1977, 79  
**Carollo, P.J., 2012**  
 Carpenter, Craig, 1984  
 Carpenter, Jared, 2009, 10, 11, 12  
 Carpenter, Shawn, 1984, 85, 86, 87  
 Carr, Clyde M., 1887  
 Carstens, Charles R., 1971  
 Cartaya, Vincent, 1999, 00, 01, 02  
**Carter, Chance, 2011, 12**  
 Carter, Robert V., 1935  
 Carver, Brett, 1978  
 Castillo, Luis, 2001, 02, 03, 04  
 Catlin, Franklin S., 1897, 98  
 Cekan, Paul R., 1953  
 Cerasani, Jon, 1999  
 Cerne, Joseph, 1962, 63, 64  
 Cernoch, Rudolph G., 1948, 49, 50  
 Chabot, Justin, 1993, 94, 95, 96  
 Chaddock, D. Clifford, 1900  
 Chamberlain, Wayne, 1958, 59, 60  
 Chambers, Floyd A., 1939, 40, 41  
 Chambers, Joseph, 1933, 34, 35  
 Chandler, Nicholas G., 1952, 53  
 Chandler, Russell J., 1918



Chapin, Fred S., 1888  
**Chapman, Max, 2012**  
 Chapman, Pete, 1999, 2000  
 Cheatham, Sam, 2005, 06  
 Chochron, Nicholas R., 1949, 51  
 Christensen, Jeff, 1978  
 Christian, Bob, 1987, 88, 89, 90  
 Christian, Tom, 1990, 91, 92  
 Christmann, William F., 1924, 25  
 Chrusic, Dennis M., 1964  
 Cieslak, James L., 1968  
 Cisek, Bo, 2009, 10, 11, 12  
 Cigrand, Elroy F., 1916, 18, 19  
 Citrin, Phillip M., 1952  
 Clark, Colby, 2001, 02, 03, 04  
 Clark, Darnell, 1991  
 Clark, David W., 1964  
 Clark, Frank M., 1887, 88, 89  
 Clark, Littrell J., 1946  
 Clark, Philip E., 1964, 65, 66  
 Clark, Robert E., 1928, 29, 30  
 Clark, S., 1890, 91  
 Clarke, Vince, 2005  
 Clawson, Charles D., 1939, 40, 41  
 Clawson, Frank E., 1943, 44  
 Clayton, Kenneth W., 1963  
 Cleary, Dan, 1974, 75, 77  
 Clelland, Lance, 1998, 99, 00, 01  
 Clemons, Craig D., 1941  
 Cliff, Arthur F., 1938  
 Clifford, Chester C., 1885, 87  
 Coates, Anthony, 1982, 83, 84, 85  
 Cobb, Erryn, 2003, 04, 05, 06  
 Cofield, Barry, 2002, 03, 04, 05  
 Cohn, Jeff, 1979, 80  
 Colberg, Harold E., 1941, 42  
 Cole, Clarence M., 1924  
 Cole, Henry H., 1912  
 Cole, Marquice, 2002, 03, 05, 06  
 Coleman, Lee, 2007, 08, 09, 10  
 Coleman, Ron, 1980  
 Colin, Robert N., 1926  
 Collaros, Tex N., 1965  
 Collier, Eric, 1994, 95, 96, 97  
 Collier, Joel D., 1951, 52, 53  
 Collins, Javiar, 1998, 99, 2000  
 Collins, Marlon, 1988, 89, 90, 91  
 Collins, Roland T., 1967, 68  
**Colter, Kain, 2010, 11, 12**  
 Colton, Chauncey, 1903, 04  
 Combs, James Gerald, 1968, 69, 70  
 Conan, Herman D., 1924, 25  
 Concannon, Scott, 2008, 09, 10  
 Congdon, Oral E., 1944  
 Conner, Roger W., 1955, 56  
 Connors, Richard V., 1944, 45, 46  
 Conoway, Gerald, 1996, 97, 98  
 Conteas, Nick C., 1937, 38, 39  
 Conteh, Omar, 2005, 06, 07, 08  
 Conti, Fred D., 1958  
 Cook, Joseph J., 1941  
 Cook, Leon S., 1940, 41  
 Cooks, John, 1970, 71, 72  
 Cooper, Frank L., 1907, 08  
 Cornell, John J., 1966, 67, 68  
 Corona, Joe, 1975, 76, 77, 78  
 Cosner, John J., 1913  
 Coughlin, Michael P., 1969, 70, 71  
 Covington, Raheem, 1999, 00, 01, 02  
 Cowel, Dale, 1970  
 Cox, David M., 1960, 61  
 Coyne, Dennis W., 1965, 66, 67  
 Craig, Steve, 1971, 72, 73  
 Crane, Frank, 1915, 17  
 Crawford, Richard A., 1951  
 Crizevsky, Hyman, 1930, 31  
 Cross, David, 1989, 90, 91, 92  
 Cross, Irvin A., 1958, 59, 60  
 Crowder, Jim, 1980, 81  
 Cruice, Walter G., 1933, 34, 35

Cruise, Keith, 1981, 82, 83, 84  
 Crum, Adam, 2005, 06, 07  
 Crum, Earl E., 1944  
 Crum, Gary L., 1962, 63  
 Cruse, Milton, 1912, 13  
 Culbertson, John S., 1908  
 Culver, Alvin H., 1892, 93  
 Cummings, Tim, 1982, 83, 84, 85  
 Cummings-John, Shegun, 1998, 99, 00  
 Cunningham, Barclay W., 1912  
 Cunningham, Jason, 1989, 90, 91, 92  
 Cureau, Armand, 1948  
 Curry, Larry, 1992, 93, 94, 95  
 Curtis, Nicholas T., 1976  
 Custer, Jeff, 1985  
 Custis, Davon, 2010, 11, 12  
 Custis, Paul, 1971, 73  
 Cutler, A., 1897  
 Cutlich, Nicholas P., 1937, 38, 39  
 Cvercko, Andrew B., 1956, 57, 58  
 Cvercko, John, 1960, 62, 63  
 Cyranoski, David L., 1962, 63, 64

## D

Dahl, Ray O., 1920, 21, 22  
 Dahlkamp, Fred B., 1939  
 Daigneau, Maurie E., 1969, 70, 71  
 Dailey, Casey, 1994, 95, 96, 97  
 Daley, John F., 1919  
 Daley, Kyle, 2007, 08  
 Dallstream, David, 1982  
 Daly, Charles, 1900, 01, 02  
 Daly, Charles, 1925  
 Daly, Robert L., 1937, 38, 39  
 D'Ambrisi, Jim, 1976  
 Damm, David A., 1960, 61  
 Damminga, Gregg, 1982, 83  
 Damore, John L., 1951, 52, 53, 54  
 D'Angelo, Mike, 1974  
 Daniel, Benjamin W., 1948, 49, 50  
 Daniels, Harold M., 1967, 68, 69  
 Danielson, Matt, 2000  
 Darraugh, Mike, 1973, 74  
 Dart, Justin W., 1926, 27, 28  
 Dart, Rich, 1974  
 Dau, James E., 1963, 64  
 Daugherty, Gerald, 1963  
 Davenport, Stanley, 1984, 85, 86, 87  
 Davidson, Frederick A., 1900, 01, 04  
 Davie, Quentin, 2007, 08, 09, 10  
 Davis, Guy W., 1922, 23  
 Davis, Harold A., 1914  
 Davis, Mike, 1996, 98  
 Davis, Saunders A., 1960  
 Davis, Walter L., 1972  
 Davis, William H., 1904, 05  
 Day, Lawrence A., 1946, 47, 48, 49  
 Day, Loran A., 1947, 48, 49  
 Dean, Randolph H., 1974, 75, 76  
 Dean, Richard H., 1967, 68  
 Dean, Rob, 1974, 75, 76  
 Deason, Charles, 1918  
 Deasy, Robert E., 1958  
 DeCorrevont, William J., 1939, 40, 41  
 Deegan, William J., 1960  
 DeGolyer, Laurence, 1891  
 Deiters, Neal, 2009, 10, 11, 12  
 Delaney, Stephen H., 1953  
 Dellago, Charles S., 1943  
 Dembowski, Richard J., 1973, 74, 75  
 Demos, Stefan, 2007, 08, 09, 10  
 Demyan, Edward O., 1951, 52, 53  
 Denny, Donald J., 1967, 68  
 Deoduic, William, 1942  
 DePauw, Francis G., 1945, 46, 47, 48  
 Derring, John J., 1969, 70, 71  
 Derricks, Thomas, 2001  
 DeStefano, Fred W., 1923

DeSwarte, Ralph P., 1914  
 DeVry, Carl V., 1934, 35, 36  
 Diaz, Ramon, 2008  
**Dickerson, Cameron, 2012**  
 Dickey, John, 1962  
 Dickie, Dean A., 1964, 65  
 Dickinson, Thomas A., 1971  
**Diedrick, Doug, 2012**  
 Diehl, Cleo M., 1936, 37, 38  
 Dierberger, Bill, 1977  
 Dietz, C.E., 1898, 99, 00, 01  
 Dietz, G.O., 1897, 98, 00, 01  
 DiFrancesca, Vincent, 1942, 46, 47  
 Dilley, George E., 1930, 31, 32  
 Dillon, Raymond E., 1960, 61  
 Dinard, Mike, 2005, 06, 07, 08  
 DiNardo, Jack, 2008, 09, 10, 11  
 Dineff, Louis C., 1961, 62, 63  
 Ding, Walter, 1985, 86, 87, 88  
 Dious, Cory, 2004, 05, 06  
 Dippel, William C., 1976  
 Dirkes, Bob, 1984, 85, 86  
 Dirks, Bret, 1987, 88  
 Disper, Dirk, 1987, 88  
 Ditchman, George, 1980  
 Dixon, Dan, 2006, 07  
 Dixon, David, 1982, 83, 84  
 Dixon, Eric, 1990, 91  
 Dockery, Todd, 2005, 07, 08  
 Dodge, Tony, 1997  
 Donaldson, Michael W., 1964, 65, 66  
 Dorsey, Doug, 1978, 80  
 Douglas, Jack G., 1936, 37  
 Downing, Tim, 2007  
 Doyle, Bob, 1970  
 Doyle, Jack C., 1944  
 Draga, Brad, 1990, 91, 92  
 Draper, Alwin, 1970, 72  
 Draznik, Bill, 1977, 78, 79, 80  
 Drexler, Darren, 1993, 94, 95, 96  
 Drinan, Jeffrey O., 1974  
 Driscoll, Bob, 1984, 85, 86, 87  
 Driscoll, John L., 1915, 16  
 DuBose, KeJuan, 1995, 96, 97  
 Dubsky, Edwin F., 1932  
 Dudzinski, Dave, 1983, 84, 85  
 Due, Lou, 1976  
 Duffill, John W., 1952  
 Dugar, Demetrius, 2009, 10, 11, 12  
 Duhart, Frederick R., 1954  
 Dunbar, Ronald W., 1954  
 Duncan, Curtis, 1984, 85, 86  
 Duncan, Scott, 1976, 77, 79  
 Dunlea, James M., 1978  
 Dunsmore, Drake, 2007, 09, 10, 11  
 Dupper, Torin, 2011  
 Durham, James O., 1941  
 Durr, Pat, 1999, 00, 01, 03  
 Dustin, Jack A., 1969, 70, 71  
 Duvall, Hugh C., 1933, 34, 35  
 Duvic, John, 1983, 84, 85, 86  
 Dwyer, Stanley T., 1954, 55  
 Dybas, David M., 1971, 72  
 Dyer, Harold E., 1950, 51  
 Dyra, Jeff, 1997, 98, 99  
 Dyson, Lewis E., 1894  
 Dzierwa, Matt, 1988, 89, 90, 92

## E

Eaton, David, 1988, 89, 90  
 Eaton, Demetrius, 2004, 05, 06  
 Ebert, Jeremy, 2008, 09, 10, 11  
 Ebner, Stewart, 1974, 75  
 Eby, Thomas R., 1936, 37, 38  
 Eby, Thomas R., Jr., 1968  
 Echols, Fate L., 1959, 60, 61  
 Edgren, Reuben H., 1918  
 Edwards, Ricky, 1980, 81, 82, 83

Eek, Lauris M., 1915  
 Egbert, Theodore B., 1928, 29, 30  
 Eggemeyer, John M., 1966, 67  
 Eggers, Richard R., 1943, 46, 47, 48  
 Eggley, George, 1899  
 Ehle, Lewis C., 1891  
 Eickhoff, Robert E., 1959, 60, 61  
 Ekl, Terry A., 1968, 69  
 Eldridge, John W., 1955, 56  
 Eller, Regis, 1999  
 Ellingwood, Lloyd, 1916, 17, 19  
 Elliott, Arthur J., 1898, 99, 00, 01  
**Ellis, Collin, 2011, 12**  
 Ellis, John H., 1914  
 Ellis, John L., 1954, 55, 56  
 Ellis, Ronald M., 1971  
 Elrod, Richard J., 1952  
 Elsen, Corbett, 1999  
 Emmerich, Conrad, 1997, 98, 99, 00  
 Emmerich, Richard J., 1966, 67, 68  
 Emmons, Mike, 1988  
 Engebretsen, Paul, 1929, 30, 31  
 Epich, Tom, 1980, 81  
 Erdlitz, Richard A., 1940, 41  
 Erdman, Pat, 1980  
 Erickson, Milton L., 1927, 28, 29  
 Erickson, Neil E., 1955  
 Erickson, Richard, 1933  
 Erickson, Richard B., 1955  
 Erlandson, Phillip F., 1930  
 Erwine, Samuel D., 1910  
 Erwine, Wright H., 1920, 21  
**Eshun, Mike, 2012**  
 Essex, Trai, 2001, 02, 03, 04  
 Ethington, Claire E., 1969  
 Ethington, Steven C., 1970  
 Evans, Brandon, 2000, 01  
 Evans, James R., 1929, 30, 31  
**Evans, Quinn, 2012**  
 Evans, Raymond A., 1950, 51  
 Everist, Ralph P., 1945, 46, 47  
 Ewing, Joseph S., 1920, 21  
 Eylar, Ralph W., 1929, 30, 31

## F

Farman, David, 2000, 01  
 Farrar, James H., 1945, 47, 48  
 Farrell, Donald L., 1946, 47  
 Faunce, Albert R., 1959, 60  
 Fawcett, M.E., 1886  
 Fay, Adam, 1998, 00, 01  
 Feaster, Ed, 1989  
 Feist, Francis A., 1963  
 Felton, Ray N., 1971, 72, 73  
 Fencil, Richard J., 1930, 31, 32  
 Fiedler, Mike, 1977, 78, 79  
 Fields, Arby, 2009, 10  
 Fields, Demetrius, 2009, 10, 11, 12  
 Field, Richard A., 1967, 68  
 Fields, Jonathan, 2004, 05  
 Finn, John, 1978, 79, 80  
 Fischer, Carlton R., 1964  
 Fischer, Greg, 1988, 89, 90, 91  
 Fish, Cameron, 1912  
 Fisher, Carl, 2007, 08, 09  
 Fisher, Lyle H., 1932  
 Fisher, Waldo A., 1925, 26, 27  
 Fisher, Winfield S., 1944  
 Fitz, David A., 1966  
 Fitzgerald, Pat, 1993, 94, 95, 96  
 Flaherty, Tom, 1982, 83, 84, 85  
 Flaherty, Steve, 2009, 10, 11, 12  
 Flatley, Paul R., 1960, 61, 62  
 Fleager, Harry A., 1900, 01, 02, 03  
**Fleming, Davion, 2010, 11, 12**  
 Flesher, Bill, 1986, 87  
 Flesher, Rial, 1972  
 Fletcher, Abbott L., 1910, 11



Flora, Michael W., 1966  
 Flowers, Richard R., 1948, 49, 50  
 Fogarty, Clifford T., 1930  
 Ford, James S., 1924, 26  
 Ford, Jim, 1977, 78, 79, 80  
 Ford, William W., 1947, 48, 49  
 Forndenwalt, Matt, 1998  
 Forman, Craig, 1987, 88, 89, 90  
 Forman, William W., 1948, 49  
 Forsthoffer, Raymond, 1967, 68, 69  
 Foskett, James J., 1973, 74, 76  
 Fossier, Kenneth W., 1930, 31  
 Foster, John N., 1954, 55  
 Foster, Ronnie, 2000, 01, 02  
 Fowler, Willmer, 1956, 57, 58  
 Fox, Bertrand, 1927, 28  
 Fox, Stephen S., 1926  
 Franck, Harry J., 1942, 43  
 Frank, Lyall L., 1951  
 Franklin, Ernest, 1974, 76  
 Franks, Lawrence J., 1964  
**Frazier, Matt, 2012**  
 Frederick, Robert M., 1957  
 Frederickson, Wayne, 1973, 74, 75  
 Freeman, Jeff, 1986, 87  
 Friedrich, Ryan, 1997, 98  
 Freveletti, Dan, 1988, 89, 90, 91  
 Frickey, Herman, 1943  
 Froberg, Milward F., 1931, 32  
 Frymire, Kevin, 2007, 08, 09  
 Fuller, Leon E., 1933, 35, 36  
 Fuller, Michael E., 1973, 74  
 Fulton, Ric, 1980  
 Funderburg, R. Robert, 1943, 44  
 Furlong, James, 1940

## G

Galler, William J., 1968, 69  
 Gardner, Barry, 1995, 96, 97, 98  
 Gargas, Chester, 1936  
 Garner, Ty, 1997, 98  
 Garretson, Thomas P., 1965, 66, 67  
 Gary, Paul R., 1969, 70, 71  
 Gatch, Earl, 1990, 91  
 Gates, J.N., 1894, 95, 96  
 Gates, Lawrence K., 1965, 66  
 Gatewood, Jankeith, 1981, 82, 84  
 Gavin, Jack, 1975, 77  
 Geegan, Bill, 1974, 76  
 Geegan, Patrick M., 1976, 77, 78  
 Geiss, Bruce A., 1969  
 Geister, Walter W., 1964, 65, 66  
 Genovese, Frank W., 1942  
 Gent, John M., 1941, 42, 43  
 Gerber, Bill, 1980  
 Germany, Rudy, 1982, 83, 84, 85  
 Gesler, Wendell, 1916, 17  
 Gethman, Walter, 1909, 10  
 Geyer, Donald W., 1934, 35, 36  
**Gibson, Deonte, 2012**  
 Gibson, DeWitt C., 1934, 35, 36  
 Gibson, George B., 1919  
 Gibson, Ralph S., 1910  
 Gibson, Robert W., 1966  
 Gilbreth, John P., 1905  
 Gildner, Bill, 1978, 80, 81  
 Gill, John, 2005, 06, 07, 08  
 Gilmore, Harold, 1977  
 Gilmore, John E., 1945  
 Giometti, Mike, 1994, 95  
 Girkins, Kim, 1973, 75  
 Gissendaner, Lee, 1990, 91, 92, 93  
 Glanton, Robert, 1993  
 Glantz, David M., 1971, 72  
 Glass, Peter B., 1967  
 Glassman, Wayne O., 1953, 54, 55  
 Glosniak, Richard C., 1968  
 Gloss, David H., 1885

Gloss, Samuel D., 1894, 95  
 Gnos, Graham, 1995, 96  
 Godina, Gary R., 1969, 70, 71  
 Golan, Frederick J., 1944  
 Golan, Leonard W., 1942, 43  
 Golarz, Mike, 1989, 90, 91  
 Golarz, Scott, 1989, 90, 91, 92  
 Goldak, John C., 1937, 38, 39  
 Gondek, Anthony G., 1954, 56, 57  
 Gonya, Robert, 1929, 30, 32  
 Gonya, Victor, 1934  
 Goodlow, Roderick, 2009, 11, 12  
 Gooch, Tyrone, 1997, 98, 99  
 Gordon, Virgil, 1919  
 Gorski, Stanley A., 1945, 46, 47  
 Gorz, Len, 1975, 77  
 Goshgarian, Gerard M., 1960, 61, 62  
 Gossage, Ezra Gene, 1957, 58, 59  
 Gottschalk, Jerome A., 1932  
 Govine, Jasen, 1992  
 Gowins, Brian, 1995, 96, 97, 98  
 Graf, William A., 1957  
 Graham, Alva W., 1923  
 Graham, Otto E., 1941, 42, 43  
 Graham, Richey V., 1947  
 Graham, Shane, 1992, 93, 94, 95  
 Granberg, Oscar, 1905  
 Grant, Keegan, 2007, 08, 09, 10  
 Grassetto, D. Bligh, 1913, 14, 15  
 Grausnick, Harry C.W., 1920, 21  
 Gray, Rollin Lester, 1914  
 Green, James A., 1934  
 Green, Jason, 1990, 91, 92  
**Green, Treyvon, 2011, 12**  
 Greenberg, Lester L., 1925  
 Greenfield, Mike, 1984, 85, 86, 87  
 Greenwald, Billy, 1990, 91, 92  
 Greer, Bill, 1976, 79, 80  
 Grefe, Theodore F., 1937, 38, 39  
 Gregg, Clint, 1986  
 Gregory, Kenny, 1980, 83  
 Gregus, Jake, 2010, 11  
 Grelle, Curt, 1977, 78, 79  
 Gresens, Herbert A., 1950  
 Grier, James P., 1919  
 Griffin, William J., 1928, 29, 30  
 Griffith, Frank W., 1892, 93, 94  
 Griffith, Paul R., 1925, 26  
 Grimes, Onaje, 2000, 01, 02  
 Griswold, Bob, 1986, 87, 88, 89  
 Groves, Roosevelt, 1979, 80, 82  
 Gruhn, Oscar L., 1911, 12, 13  
 Guendling, Mike, 1980, 81, 82, 83  
 Guess, Lawrence, 1993  
 Gunstra, Bruce A., 1965, 66, 67  
 Guritz, Donald A., 1937, 38, 39  
 Gustafson, Victor, 1925, 26, 27

## H

Haas, John V., 1927, 28, 29  
 Haffner, Donald G., 1952, 53  
 Hagmann, Charles, 1945, 47, 48, 50  
 Hahn, Adam, 2006, 07, 08, 09  
 Hahn, Michael, 1967  
 Hahnenstein, Oliver E., 1938, 39, 40  
 Hails, Robert F., 1930  
 Hajek, Charles J., 1933  
 Halenkamp, G. Laurence, 1943  
 Hall, Carl B., 1931  
**Hall, Jimmy, 2011, 12**  
 Hall, Joel A., 1968, 69, 70  
 Hall, V.J., 1894  
 Hallstrand, David E., 1967, 68  
 Hama, John A., 1937, 38, 39  
 Hamdorf, Chris, 1996, 97  
 Hamill, Harry, 1885  
 Hamilton, Rubey J., 1905, 08  
 Hamlett, Gerard, 2005

Hampton, Robert L., 1963, 65, 66  
**Hampton, Will, 2010, 11, 12**  
 Hanley, Leland F., 1928, 29, 30  
 Hanns, William H., 1905  
**Hanrahan, Tim, 2012**  
 Hansen, Charles A., 1961  
 Hansen, Frank N., 1952, 54  
 Hansen, Westi A., 1945  
 Hanson, Henry, 1898, 99, 1900, 01  
 Harding, Jim, 1984  
 Harker, John R., 1943, 44  
 Harlow, Mark, 1974, 75, 76  
 Harnedy, Jack, 1997, 98, 99, 2000  
 Harouvis, George, 1986, 87  
 Harping, Brian, 1994, 95  
 Harrell, Terry, 1979, 80  
 Harrington, J. Patrick, 1968, 69  
 Harris, R. Alfred, 1888, 89  
 Harris, Napoleon, 1998, 99, 00, 01  
 Harris, Stephen B., 1971, 72, 73  
 Hart, Tobias V., 1899  
 Hartl, Matt, 1995, 97, 98  
 Harvey, Jon, 1982, 83  
 Haskin, Warren C., 1954  
 Haskins, A.S., 1887, 88  
 Hasse, Clarence C., 1940, 41, 42  
 Hastings, Lowell, 1924  
 Hathaway, Herman P., 1924  
 Hathaway, Stanley E., 1919, 20, 21  
 Haug, Ralph F., 1929, 30  
 Haugsness, James R., 1963, 64, 65  
 Hauser, Scott, 1991  
 Havens, Jesse, 1991  
 Hawkinson, Lloyd E., 1947  
 Hawley, Kim, 1982  
 Haynes, Donnie G., 1971, 72, 73  
 Hayskar, Eino O., 1934  
 Hazen, John B., 1926, 27, 28  
 Heagy, Merrill A., 1940, 41  
 Heap, Donald E., 1935, 36, 37  
 Hecker, Fred, 1958  
 Hecker, Robert L., 1969  
 Hein, Herbert E., 1943  
 Heinz, Bryan, 2003, 04, 05, 06  
 Heitmann, Frederick W., 1937, 38  
 Heitmann, Keith J., 1972  
 Holding, Dave, 1986, 87  
 Hellebusch, John, 1990, 91, 92, 93  
 Helleman, William L., 1927  
 Hemby, Wilbert J., 1969, 70, 71  
 Hemmerle, Brian, 1996, 97, 98, 99  
 Hemphill, Dana, 1977, 78, 79  
 Henderson, Dan, 1975, 76, 77  
 Henderson, Herschel, 2001, 02, 04, 05  
 Henderson, William J., 1934  
 Henry, Alfred, 1888  
 Henry, Blake, 1998  
**Henry, Traveon, 2012**  
 Heren, Hubert E., 1909  
 Herbert, Shaun, 2003, 04, 05, 06  
 Herman, Edward, 1922, 23  
 Herrmann, George Tim, 1939  
 Herron, Noah, 2001, 02, 03, 04  
 Hershberger, William E., 1945, 46  
 Herzog, Donald M., 1974, 75, 76, 77  
 Heuss, John S., 1932, 33  
 Hickerson, Charles, 1973  
 Hickey, Dave, 1980  
**Hickey, Pat, 2010, 11, 12**  
 Hiemenz, Paul, 1972, 73, 74  
 Hiemenz, Paul B., 1938, 39, 40  
 Hightower, Wilbur, 1912, 13, 14  
 Highlen, Tanner, 2008  
 Higley, Robert W., 1952, 53, 54  
 Hill, John, 1951  
 Hill, Omar, 1983  
 Hill, Robert, 1973, 74, 75  
 Hill, Tim, 1978, 79  
 Hiller, Jeff, 1988  
 Hillston, Hubert G., 1944

Hinton, Chris, 1979, 80, 81, 82  
 Hinton, Clarence D., 1935, 36, 37  
 Hirsch, Edward N., 1941, 42, 46  
 Hitt, Isaac R., 1885, 86, 87  
 Hittman, Jon A., 1968, 69, 70  
 Hlebasko, George P., 1948, 49, 50  
 Hodge, Darryl, 1997, 98, 99  
 Hoerster, John E., 1968, 69, 70  
 Hoffman, David, 1978, 80  
 Hoffman, Gavin, 1998  
 Hofmann, Steve, 1984, 85, 86, 87  
 Holcomb, Stuart K. Jr., 1957, 58, 59  
 Holden, Percy, 1980, 83  
 Holland, Gary A., 1969  
 Holland, James W., 1946, 47  
 Holliday, John Francis, 1973, 74, 75  
 Holloway, John, 1982  
 Hollowell, Knowles B., 1924  
 Holmer, Walter R., 1926, 27, 28  
 Holmes, Don, 1994, 95, 97  
 Holmes, Edwin, 1909  
 Holmes, Roy A., 1917  
 Holsen, Stan, 1988, 89, 90, 91  
 Homco, Thomas, 1988, 89, 90, 91  
 Hoopes, DeWitt P., 1958, 59  
 Hopkins, Marion, 1894  
 Horn, Brandon, 2002, 03, 04  
 Horn, Edward, 1915  
 Horne, Edward B., 1933, 34  
 Horner, Noa W., 1968  
 Horton, Chris, 2003, 04, 05  
 Horton, Laurence C., 1921, 22, 23  
 Horvath, Charles N., 1940  
 Howard, Loren, 2002, 03, 04  
 Howe, James F., 1950, 51  
 Howell, H.R., 1888  
 Howells, Joel, 2004, 05, 06  
 Hren, Charles A., 1950, 51, 52  
 Hren, Francis P., 1951, 52, 53, 54  
 Hubbard, Bruce A., 1967, 68, 69  
 Huber, David F., 1967  
 Hudson, Harold R., 1941, 42, 43  
 Hudson, Joseph Michael, 1967, 68, 69  
 Huffman, Brian, 2000, 02, 03, 04  
 Hughes, Tim, 1994, 97  
 Hughes, Titus, 1985  
 Huizinga, Raymond W., 1950, 51, 52  
 Huijck, Marc, 1981, 82, 84  
 Hunt, Robert D., 1950, 51  
 Hunt, William P., 1945, 46  
 Hunter, Hal, 1978  
 Hunter, Joseph, 1896, 97, 99, 1900  
 Hunter, Malcolm, 1974, 75, 76, 77  
 Hurwitz, Danny, 1982  
 Huston, Robert A., 1931  
 Hutchens, John C., 1933  
 Hutchings, James J., 1974, 75, 76  
 Hutchinson, Eric D., 1969, 70, 71  
 Hysell, Theodore H., 1955

## I

Iddings, Maurice H., 1914  
 Ignatowicz, Mark, 1980, 81, 83  
 Irving, Thomas W., 1937, 38  
 Iseler, Gerald D., 1959  
 Ismaeli, Hudhaifa, 1994, 95, 96  
 Ison, Mark, 2008  
 Israels, Lloyd I., 1951, 52, 53  
 Iverson, Emil W., 1950, 51  
 Ivlow, John, 1988, 89  
 Ivy, Andrew C., 1943  
 Ivy, William H., 1942, 43, 46

## J

Jackson, Bobby, 1992, 93, 94  
 Jackson, David H., 1897

Jackson, Ralph, 1982, 83, 84  
 Jacobsen, Rick, 1975  
 Jacobson, Roy C., 1908, 09, 10  
 Jagels, Frank O., 1943, 44  
 James, Adam, 1987  
 James, Dwight, 1988, 89, 90, 91  
 Jamsek, Bob, 1986, 87  
 Janus, Paul, 1994, 95, 96, 97  
 Jarvis, H.H., 1889  
 Jasinskis, Paul, 1973, 74, 75  
 Jauss, William C., 1951  
 Jecha, Ralph L., 1950, 51, 52  
 Jefferson, L. Bernard, 1936, 37, 38  
 Jenkins, Derrell, 2002, 03, 04  
 Jenkins, Elbert J., 1904, 05  
 Jenkins, John F., 1919  
 Jenkins, Jon, 1980  
 Jenkins, Todd, 1980, 82, 83  
 Jens, Arthur M., 1931, 32, 33  
**Jensen, Mike, 2010, 11, 12**  
 Jerasa, Charles J., 1956, 57  
 Jerikian, Michael, 1959  
 Jeske, Chris, 2007, 08  
 Jeske, Francis M., 1954, 55, 56  
 Jeter, Charles E., 1894, 95  
 Jewett, G.H., 1893, 94  
 Jimmar, Jeff, 1991, 92  
 Jindrich, James J., 1932  
 Johnson, Alton, 1898, 99, 00, 01, 02  
 Johnson, Andrew N., 1910, 11, 12  
 Johnson, Ben, 2008, 09, 10, 11  
 Johnson, Carroll W., 1916  
 Johnson, Clarence W., 1951, 52  
 Johnson, Clyde W., 1897  
 Johnson, Donald, 1940, 41  
 Johnson, Donald, 1977, 79  
 Johnson, Douglas M., 1909, 10  
 Johnson, Edward James, 1904, 05  
 Johnson, Edward "Teddy", 1998, 99, 00  
 Johnson, Frank S., 1960, 61  
 Johnson, Gilbert A., 1929  
 Johnson, Rejaie, 2005, 07, 08  
 Johnson, Robert W., 1924, 25, 26  
 Johnson, Rob, 1992, 93, 94, 95  
 Johnson, Rob, 1998, 99  
 Johnson, Samuel, 1956, 57, 58  
 Johnson, William, 1922, 23  
 Johnsos, Luke A., 1926, 27  
 Johnston, Mark R., 1957, 58, 59  
 Johnston, Thomas R., 1908  
 Jolas, Paul, 1982  
 Jones, Anwawn, 1996, 97  
 Jones, Braden, 2002, 03  
 Jones, Charles, 1991  
**Jones, Christian, 2011, 12**  
 Jones, Conrad, 1989, 91, 92, 93  
**Jones, Daniel, 2011, 12**  
 Jones, George, 1985, 86, 87  
 Jones, Mycal, 1997, 98, 99  
 Jones, Ralph O., 1955  
 Jones, Shannon, 1997  
 Jones, Taylor, 2004  
 Jones, Tonjua, 2004, 05, 06, 07  
**Jones, Tony, 2010, 12**  
 Jones, Tyris, 2009, 11, 12  
 Jones, Walter D., 1950, 51, 52  
 Joplin, Cameron, 2008, 09  
 Jordan, Andrew H., 1934  
 Jordan, Robert E., 1915  
 Jordan, Roger, 2000, 01, 02, 03  
 Jordan, Terrell, 2002, 03, 06  
**Jorgensen, Paul, 2011, 12**  
 Justak, Eugene J., 1944  
 Justak, Raymond J., 1943, 44

## K

Kachaturoff, Dan T., 1951, 53  
 Kadela, Adam, 2003, 05, 06, 07  
 Kafir, Henry H., 1902, 03, 04

Kafka, Mike, 2006, 07, 08, 09  
 Kaiser, David A., 1960  
 Kaiser, Steve, 1981, 82, 83  
 Kallas, Dino, 1991  
 Kaminski, Michael S., 1970  
 Kane, Corky, 1988  
 Kanyer, David F., 1947  
 Kappleman, Edward, 1892  
 Kapter, Alex J., 1941, 42, 43  
 Kardos, Brian, 1993, 95, 96  
 Karlstad, Warren C., 1940, 41, 42  
 Karras, Ted, 1983, 84, 85, 86  
 Karras, Tony, 1985, 86, 87  
 Karsten, Adrian, 1979, 80  
 Karsten, Arnold M., 1926, 27  
 Karstens, Jim, 1980, 82  
 Kasprzycki, Wally, 1976, 78, 79  
 Kaukialo, Tom, 1984, 85, 86, 87  
 Kawal, Albert P., 1932, 33, 34  
 Kean, Dudley B., 1941, 42, 43  
 Keane, John, 1972  
 Keddie, Burton G., 1948, 49, 50  
 Keefe, Patrick J., 1946, 47, 48, 49  
 Keeley, Donald P., 1964  
 Keenan, Ryan, 2003, 04, 05, 06  
 Kelley, Albert J., 1922, 23, 24  
 Kelley, Andrew M., 1953  
 Kelley, Charles, 1922, 23  
 Kelley, Walter J., 1889  
 Kelly, Charles A., 1891  
 Kelly, Kip, 1989, 90  
 Kelly, Robert E., 1955  
 Kemp, Ted, 1945  
 Kendall, Robert R., 1890, 91  
 Kendzicky, Mike, 1975, 76, 77, 78  
 Kennedy, Ben, 2000, 01  
 Kennedy, Keegan, 2005, 06, 07, 08  
 Kennicott, Ransom, 1888, 89, 90, 91, 92  
 Kent, Harry J., 1927, 28  
 Kenyon, Kevin, 1977, 78, 79  
 Kepford, Ira C., 1939, 40, 41  
 Keporos, George J., 1969, 70, 71  
 Kern, Chuck, 1977, 78, 79, 80  
 Kerrigan, Mike, 1979, 80, 81  
 Kershaw, Patrick J., 1970, 71  
 Key, Stan, 1971, 72  
 Kidd, John, 1980, 81, 82, 83  
 Kidder, Mike, 1982, 84  
 Kiefer, Paul F., 1940, 41  
 Kimbrough, Albert L., 1958, 60, 61  
 Kimbrough, Elbert L., 1958, 59, 60  
 Kinder, Clifton, 1930, 32  
 King, Austin, 1999, 00, 01, 02  
 King, Ernest, 1983, 84  
 King, George R., 1951  
 King, Robert J., 1953, 54  
 Kittleman, Charles W., 1908  
 Klammer, Edward R., 1936  
 Klarr, Dean F., 1929  
 Kloote, James W., 1940  
 Kloote, John, 1940  
 Kluever, Gary H., 1955  
 Knafelc, Guy, 1975, 76, 77, 78  
 Knauer, Bernard, 1947, 48  
 Knowles, James L., 1958, 59, 60  
 Koehler, Robert A.C., 1916, 17, 19  
 Koehn, Mark, 2005, 06, 07  
 Koenings, Tony, 1970  
 Koester, Dean, 1982, 83, 84  
 Kolar, Josh, 1996, 97  
**Konopka, Jack, 2011, 12**  
 Konopka, Pete, 1998, 99, 2000  
 Kopecky, Irwin F., 1933  
 Koranda, Allen H., 1965, 66  
 Kornegay, Bill, 1982  
 Koscinski, Leo J., 1935  
 Kosmowski, Eron, 1999  
 Kostbade, Howard W., 1931, 32, 33  
 Kovatch, John P., 1935, 36, 37  
 Koziel, Bill, 1991, 93, 94  
 Kraft, Walter W., 1911, 12, 13

Kragseth, Norman H., 1950, 51, 52  
 Kranz, Michael T., 1977, 78  
 Krebs, Kevin, 1989, 90, 91  
 Krehbiel, Todd, 1985, 86  
 Kreider, Jack, 1980, 81  
 Kreinbrink, Nick, 1999  
 Kroeger, John F., 1943, 44  
 Krueger, Clarence F., 1953, 55  
 Kruger, Donald A., 1939, 40, 41  
 Krumtinger, Mark, 1973  
 Kuceyeski, Randal, 1973, 74, 75  
 Kuceyeski, Ronald, 1974, 75  
 Kuehl, William B., 1950, 51, 52  
 Kuiper, Arthur, 1925, 26  
**Kurzwski, James, 2009, 10**  
 Kurzwski, Richard J., 1966, 67, 68  
 Kustok, Zak, 1999, 00, 01  
 Kwateng, Prince, 2005, 06, 07, 08

## L

LaBelle, Bryan, 1995, 96, 97, 98  
 Lake, John M., 1957  
 Lambe, Edward J., 1966  
 Lamke, Earl J., 1910  
 Lamke, Raymond C., 1910, 11, 12  
 Lane, Edwin W., 1919, 20  
 Lane, Frank H., 1890, 91, 94  
 Lane, Ray A., 1951  
 Lane, Ross, 2005, 06, 07, 08  
 Lang, Marcus, 1985, 86, 87, 88  
 Langenstein, Chester G., 1919  
 Lapadula, Mark, 1999  
 Larscheid, Slade, 2003, 05, 06  
 LaRoque, Joseph E., 1930, 32  
 Larson, Greg M., 1971  
 Lasater, Robert L., 1919, 20  
 Laser, Donald A., 1945  
 Lash, James V., 1970, 71, 72  
 Laskay, Joseph L., 1937, 38, 39  
 Laskowski, Raymond, 1966  
 Laufer, Ray S., 1923  
 Lauter, Robert W., 1951, 52, 53, 54  
 Lauver, Laurence, 1933  
 Lawler, Hiram F., 1898, 99  
 Lawrence, Kevin, 1999, 00, 01, 02  
**Lawrence, Rashad, 2010, 11, 12**  
 Lawrence, Tim, 1977, 78, 79  
 Laws, Charles E., 1955  
 Lawson, Frank, 1944  
 Lawton, Richard S., 1961, 62, 63  
 Leach, Felix H., 1930  
 Leahy, Brian, 1991, 92, 93  
 Leary, Faraji, 1995, 96, 97  
 Lecture, James W., 1945  
 Leeder, Chris, 1996, 97  
 Leeper, Harry W., 1932, 33, 34  
 Leicher, Richard A., 1944  
 Leissoo, Hans, 1967, 68  
 Leming, Roy E., 1930  
 Lenhardt, William C., 1932, 33  
 Lentvorsky, Francis A., 1955  
 Leonard, Phil, 1981, 82, 83, 84  
 Letts, Preston, 1997, 98  
 Levings, Frank M., 1896, 97  
 Levison, George, 1926, 27, 28  
 Lewis, J.H., 1891  
 Lewis, Loren L., 1925, 26, 27  
 Lewis, Mike, 1984  
 Lewis, Wilton M., 1928, 30, 31  
 Ley, Mike, 1978  
 Lezi, Gilles, 2000, 03  
 Libberton, Raymond C., 1893, 97, 98  
 Liddell, James W., 1939  
 Lightfoot, Vernon F., 1944  
 Lilja, Larry, 1972, 73, 74  
 Lilja, Scott, 2008  
 Lilly, Chad, 1994  
 Lind, Albert E., 1933, 34, 35  
 Lind, Frederick A., 1932, 34

Lindborg, Oliver J., 1955  
 Lindsey, Willie, 1990, 91, 92  
 Linn, Earl, 1911  
 Lis, Thomas A., 1969  
 Liscow, Andy, 1976  
 Liszka, Walter J., 1966  
 Little, Harry, 1898, 99  
 Little, Neil, 1973, 74, 75, 76  
 Lizak, Matt, 1978  
 Lofton, Undra, 1983  
 Logan, Charles R., 1961, 62, 63  
 Lohbauer, John E., 1954, 55, 56  
 Lokanc, Joseph A., 1938, 39, 40  
 Long, Tim, 1999, 2000  
 Longfellow, Henry W., 1933, 34, 35  
 Loukas, Angelo G., 1966, 67, 68  
 Lowe, Mike, 1988, 89, 89  
**Lowry, Dean, 2012**  
 Lowry, Timothy G., 1923, 24, 25  
 Lozowski, Keith, 1994, 95, 96, 97  
 Lucier, Wayne, 1998, 99  
 Lundergreen, Kurt, 1987, 88  
 Lutostanski, Frank M., 1971, 73  
 Lutz, James J., 1958, 59, 60  
 Lutzen, Greg, 2002, 03  
**Luxenburg, Evan, 2009, 10**  
 Luxton, Kenneth, 1967, 68, 69  
 Lynch, Martin J., 1916, 17, 19  
 Lyons, Bernard E., 1954  
 Lyons, Dennis, 1970

## M

Mabin, Jordan, 2008, 09, 10, 11  
 MacChesney, William, 1898, 99, 00  
 Machalski, Richard J.W., 1960, 61, 62  
 Mackall, Robert W., 1961, 63  
 MacKenzie, Jack A., 1945, 46  
 MacRae, Donald M., 1949, 50, 51  
 Maddock, George H., 1947, 48  
 Madsen, Erwin, 1938, 39, 40  
 Mafuli, Niko, 2008, 09, 10, 11  
 Magnuson, Glenn, 1920, 21, 23  
 Maher, Jeff, 1983  
 Malec, Frank G., 1974, 75, 76, 77  
 Malleo, Chris, 2004, 05, 06, 07  
 Malloy, Walter A., 1936  
 Mal, Paul J., 1973, 75, 76, 77  
 Mandler, Guy W., 1973  
 Manley, John A., 1908, 09, 10  
 Mansfield, Sean, 2002, 05  
 Manske, Edgar, 1931, 32, 33  
 Maris, Glenn, 1910  
**Mark, Venric, 2010, 11, 12**  
 Markshausen, Zeke, 2007, 08, 09  
 Maroney, Charles E., 1933, 34  
 Marquardt, George W., 1914  
 Marquardt, Reuben A., 1917  
 Marsh, Jesse I., 1908, 09  
 Marshall, Brian, 1997, 98, 99  
 Martin, Chasda, 2000  
 Martin, Chris, 1992, 93, 94, 95  
 Martin, Doug, 1988  
 Martin, Paul S., 1977  
 Martin, Robert, 1948  
 Martin, William M., 1930  
 Martinek, Richard G., 1967  
 Martinez, Derek, 2000, 01, 02  
 Marvil, J. Dallas, 1929, 30, 31  
 Mason, Robert H., 1972, 73, 74  
 Massie, Donald W., 1928  
 Matejka, Carl, 2000, 01, 02  
 Mathews, Frank E., 1923, 24, 25  
 Mattes, Kurt, 2007, 08, 09  
 Matthews, Austin, 2005, 06  
 Matthews, Jeravin, 2008, 09, 10, 11  
 Maul, Tom, 1980, 81  
 Maulding, Ron, 1988, 89, 90  
 Mauro, Joe, 2009  
 Maycan, James M., 1977

Mayer, Jonas, 1916  
 McAuliffe, Michael J., 1952  
 McBride, Don, 1974  
 McCaffrey, Jim, 1998  
 McCambridge, John R., 1965, 66  
 McCann, Bill, 1991  
 McCann, George C., 1903  
 McCarthy, Paul, 1990, 91  
 McCauley, Richard, 1962, 63, 64  
 McClellan, Randy, 1986, 87, 88, 89  
 McClendon, Ken, 1982  
 McClish, Todd, 1989  
 McClusky, Frank, 1892, 95, 96, 98  
 McCormick, Thomas J., 1950, 51, 52  
 McCosh, MacEmerson, 1911, 13  
 McCoy, Pat, 1984  
 McCreery, David, 1973  
 McCreight, Thomas J., 1970, 71  
 McCrimmon, Rod, 1986, 87, 88  
 McCurdy, Russell, 1915  
 McDonald, Paul, 1930, 31, 32  
 McElwain, William T., 1921, 22, 23  
**McEvilly, Sean, 2011, 12**  
 McGann, Martin K., 1970, 71, 72  
 McGargle, Tim, 2002, 03, 04, 05  
 McGee, Mike, 1978  
 McGill, Steve, 1981  
 McGlade, Tom, 1977, 78, 79  
 McGrew, Mike, 1993, 94, 95, 96  
 McGurn, George E., 1937, 38, 39  
 McKay, George R., 1952  
 McKean, Kenneth, 1924  
 McKeiver, Robert P., 1953, 56, 57  
 McKelvey, Robert K., 1964, 65, 66  
 McKiernan, Mike, 1973, 75  
 McKinley, Robert B., 1945, 46  
 McLaughlin, Bill, 1986, 88  
 McLaughlin, Eugene D., 1917, 18  
 McManis, Sherrick, 2006, 07, 08, 09  
 McNamara, Pat, 1971, 72, 73, 74  
 McNamara, Paul E., 1940, 41  
 McNaui, Bryce, 2008, 09, 10, 11  
 McNutt, Lynne W., 1942, 43  
 McPheeters, Herman O., 1912  
 McPherrin, Howard, 1905  
 McPherrin, William L., 1910, 11  
 McPherson, Reggie, 2004, 05, 06, 07  
 McWilliams, Charles D., 1890  
 Meeder, Robert S., 1949, 50  
 Meenan, Kenneth, 1931  
 Mellin, Henry E., 1930, 31  
 Melvin, Boyd C., 1959, 60, 61  
 Melzer, William C., 1966, 67  
 Merenkov, Dave, 1989, 90  
 Mesec, Murray, 1936, 38, 39  
 Meskill, Mike, 1984  
 Method, Harold L., 1937, 38, 39  
 Meulendyke, James E., 1944  
 Meyer, Richard L., 1951, 52, 53, 54  
 Michel, Kirk W., 1976  
 Middlekauff, Oscar, 1885, 86, 87  
 Middlekauff, Samuel, 1885, 86  
 Mied, Ronald A., 1965, 67  
 Mikkelsen, Harold M., 1922  
 Milam, David L., 1963, 64, 65  
 Miller, Bernard H., 1919  
 Miller, Gene, 1948, 49, 50  
 Miller, Ian, 1998, 99  
 Miller, Jim, 1975, 77, 79  
 Miller, John H., 1948, 49, 50  
 Miller, Phil, 1997, 99  
 Miller, Raymond E., 1945, 47  
 Mills, Dwight M., 1922  
 Mims, Kevin, 2005, 06, 07, 08  
 Minko, Kurt, 1988, 89  
 Mirkopolos, Nicholas, 1975, 76, 77, 78  
 Mishler, Dave, 1977, 78, 79, 80  
 Mishler, James L., 1975  
 Mishler, Lawrence E., 1971, 72  
 Mishler, Robert A., 1969, 70, 71  
 Missouri, Dwayne, 1998, 99, 00

Mitchell, Brendan, 2006, 07, 08, 09  
 Mitchell, Kevin, 2007, 08, 09  
 Mize, Dale, 1973  
 Mitidiero, Dave, 1990  
 Mnichowicz, Donald A., 1958, 59, 60  
 Mobley, Ben, 1991  
**Mogus, Geoff, 2012**  
 Mole, William S., 1934  
 Mondala, Stanley J., 1933  
 Moor, Stephen L., 1973, 74, 75  
 Moore, Albert B., 1929, 30, 31  
 Moore, C.E., 1891  
 Moore, Jim, 1972  
 Moore, Richard, 1979, 80, 81  
 Morgan, Darin, 1981, 82, 83, 84  
 Morkin, Michael C., 1969, 70, 71  
 Morman, Robert F., 1953, 54, 55  
 Morris, Chip, 1988, 89, 90, 91  
 Morris, Luther, 1991, 92, 93, 94  
 Morris, Max, 1944, 45  
 Morrison, Tucker, 1995, 96  
 Morse, Albert G., 1897  
 Morse, Charles, 1885  
 Mortenson, Lawrence J., 1911, 13  
 Morton, Joe, 1982, 83  
 Morton, Rashad, 1997, 98, 99, 00  
 Mosby, Paul, 1981, 83  
 Moser, Richard L., 1956, 57  
 Motl, Robert J., 1940, 41, 42  
 Moulding, Thomas C., 1888, 89, 90  
 Moulton, Drew, 2010, 11, 12  
 Moyer, Alex, 1981, 82, 83, 84  
 Moyers, George W., 1954  
 Mrozek, Donald L., 1968  
 Mueller, Ewald E., 1916  
 Mulder, Lenard, 1916, 17, 18  
 Mullins, Anthony F., 1967, 68, 69  
 Mulnix, Russell, 1918  
 Mulroe, Brian, 2009, 10, 11, 12  
 Mundy, Gene G., 1940, 41  
 Murakowski, Arthur, 1946, 47, 48, 49  
 Murauskis, Jim, 1982, 83  
 Murnighan, Hugh D., 1933, 34  
 Murphey, James M., 1944, 45  
 Murphy, Francis P., 1969  
 Murphy, Roger T., 1966  
 Murphy, Steven W., 1962, 63, 64  
 Murray, Benjamin, 1894  
 Musso, Brian, 1994, 95, 96, 97  
 Musso, Scott, 1997  
 Muth, Michael D., 1964  
 Myers, Rich, 1984, 85, 86, 87  
 Myers, Thomas W., 1962, 63, 64

## N

Nagel, Aaron, 2010  
 Nagel, Brett, 2009, 10, 11  
 Nagolski, Bernard T., 1955, 56, 57  
 Natzke, Chris, 1981, 82, 83, 84  
 Nauman, Michael C., 1971  
 Ndukwe, Ikechuku, 2003, 04  
 Neely, David L., 1957, 58  
 Neely, Richard L., 1961  
 Nelson, Mike Jr., 1995, 96, 97, 98  
 Nelson, Robert L., 1948, 49  
 Nemeth, Edward L., 1946, 47, 48, 49  
 Netter, Al, 2008, 09, 10, 11  
 Neustedter, Tom, 1982, 83  
 Nevels, Orville, 1983  
 New, Pat, 1987, 88, 89, 90  
 Newell, Daryl, 1982, 83, 84, 85  
 Newhouse, Butch, 1989  
 Newton, John, 1990, 92, 93  
 Ngene, David, 2004, 05, 06, 07  
 Nichols, Richard A., 1958, 60  
 Nicklas, Tom, 1983, 84, 86  
 Niepokoj, Sigmund, 1952, 53, 54  
 Nollman, Jay A., 1965  
 Norenberg, Merlin R., 1963, 64

Norman, Frederick I., 1915, 16  
 North, Tom, 1978, 79, 80  
 Norton, Patrick, 1990, 91, 92  
 Nosal, Fred D., 1953, 54, 55  
 Nowicki, Robert L., 1948, 49, 50  
 Noyes, Paul, 1888, 89, 92, 93  
 Nuffer, Brian, 1985, 86  
 Nunamaker, Thomas J., 1965  
 Nunn, Harold D., 1930  
 Nussbaum, James, 2008, 09  
 Nwabuisi, David, 2009, 10, 11, 12

## O

Oates, James F., 1892  
 Oberdorf, Gerald L., 1964, 65  
 Oberne, John, 1892, 93, 94  
 Obrecht, David J., 1960  
 O'Brien, Emmet P., 1950, 51, 52  
 O'Brien, Tim, 1988, 89  
 O'Dwyer, Matt, 1991, 92, 93, 94  
 Oettinger, Thomas W., 1976  
 Ogden, Garry, 1974, 75, 76  
 Ogilvie, Blaine A., 1975, 76, 77, 78  
 O'Grady, Thomas J., 1961, 63  
 Ohland, William R., 1941, 42, 46  
 Oldach, Raymond F., 1946  
 O'Leary, John C., 1938  
 Oliphant, James S., 1966  
 Oliphant, Laurence E., 1928, 29, 30  
**Oliver, Zack, 2012**  
 Olson, Oliver M., 1931, 32, 33  
 Olson, Richard J., 1962, 64  
 Olson, Robert H., 1966, 67, 68  
 O'Malley, James, 1944  
 O'Mara, James M., 1930  
**Omilian, Arthur, 2012**  
 Onesti, Lawrence J., 1959, 60, 61  
 Oredugba, David, 2005, 06, 07, 08  
 Osborne, Torrio, 1987  
 Ostrowski, Steve, 1990, 91, 92, 93  
 Otterbacher, Robert E., 1964, 65, 66  
 Owen, Carl E., 1926  
 Owens, Anderson J., 1971, 72

## P

Pace, John Henry, 2008, 09, 10  
 Paddock, Louis, 1901  
 Padgett, Ryan, 1992, 93, 94, 95  
 Page, Manley A., 1920  
 Pagnucco, Chris J., 1977  
 Palmer, Charles W., 1920, 21, 22  
 Palmer, Kyle, 1985, 86, 87, 88  
 Pals, Steve, 1978, 79, 80  
 Panosh, George E., 1926, 27  
 Panovich, Mihailo, 1987, 88  
 Pantera, LeRoy P., 1948, 49  
 Papich, Samuel J., 1933, 34, 35  
 Paquette, Edward J., 1967, 68  
 Parker, Hale G., 1910  
 Parkes, Charles H., 1893  
 Parsegian, Edward Y., 1945  
 Parsegian, James, 1947, 48, 49  
 Parsons, Charles W., 1924  
 Parsons, Tracy, 1980, 82, 84  
 Partington, Joseph R., 1943  
 Paterson, James J., 1920, 21, 22  
 Patrick, Kunle, 2000, 01, 02, 03  
 Patrick, William, 1924  
 Patrnczak, Carl, 1973, 74  
 Patrnczak, Joseph M., 1973, 74  
 Patterson, Frank D., 1913, 14, 15  
 Pawlowski, Todd, 1993, 94  
 Paxton, Taylor, 2011, 12  
 Payne, Dean, 1977, 78, 79, 80  
 Pearce, James, 1892, 93, 94, 95, 96  
 Pearsall, Al, 1981  
 Pearson, Barry L., 1969, 70, 71

Pearson, Townsend A., 1909, 10  
 Pearsons, A.C., 1893  
 Peart, Clifford J., 1955, 56, 57  
 Peckumn, Eli F., 1900, 02, 03  
 Pederson, Ryan, 2004, 05  
 Peifer, Louis F., 1913  
 Pell, Timothy C., 1967  
 Pendleton, E.T., 1895, 96  
 Penfield, Graham, 1918, 19, 20, 21  
 Penfield, Henry D., 1920, 21, 22  
 Pennington, Doug, 1986, 87  
 Penza, Rudolph, 1928  
**Perkins, Jordan, 2012**  
 Perricone, Gaspar F., 1947, 48, 49  
 Perrin, Dean F., 1951  
 Perry, Edwin R., 1897, 98  
 Perry, Mark, 1998, 99  
 Persa, Dan, 2008, 09, 10, 11  
 Peterman, Eric, 2005, 06, 07, 08  
 Peters, Brian, 2008, 09, 10, 11  
 Peterson, Carl O., 1974, 75, 76  
 Peterson, Duane C., 1944  
 Peterson, Kevin, 1995, 96  
 Peterson, Kevin, 1985, 86, 87, 88  
 Peterson, Richard F., 1952, 53  
 Peterson, Ryan, 2000, 02  
 Petkus, Burton J., 1960, 61, 62  
 Petrak, George E., 1972, 73  
 Petter, Charles K., 1948, 49, 50  
 Pettit, Lloyd H., 1944  
 Petty, Kyle, 2008, 09  
 Peyton, Samuel R., 1918, 1919  
 Phelps, Horace, 1890  
 Philips, Robert, 1903  
 Phillips, Brad, 2006, 07, 08, 09  
 Phillips, D.R., 1973, 74  
 Philmore, Mark, 2002, 03, 04, 05  
 Piccuta, Charles A., 1968  
 Pick, Alan E., 1942  
 Pickens, John, 2001, 02, 03, 04  
 Pienta, Dale W., 1954, 55, 56  
 Pierce, Charles H., 1911, 12  
 Pierce, Greg, 1987  
 Pietrowski, Jeff, 1990, 92  
**Pietrzak, Alex, 2012**  
 Pifer, Harry C., 1909  
 Piirto, J. Arthur, 1923  
 Pike, John Kent, 1961, 62, 63  
 Pinckney, Stone, 2010  
 Pines, Justin, 2007  
 Pinneo, George, 1899  
 Piper, Robert, 1908, 09, 10  
 Piro, Robert J., 1945  
 Plasencia, John, 2010, 11  
 Planisek, William P., 1969, 70, 71  
 Plant, Charles, 1983, 84, 85, 86  
 Pohlen, Pat, 2008  
 Pohlman, Dan, 2001  
 Pokrifcak, Paul, 1950  
 Pooler, Jim, 1973, 74, 75  
 Porcelli, Chuck, 2009, 10, 11, 12  
 Potter, Albert, 1895, 96  
 Potter, George D., 1931, 32, 34  
 Potter, Joel, 1974  
 Poulos, Sam, 1976, 77, 78, 79  
 Powell, Tim A., 1962, 63  
 Powers, James R., 1944  
**Prater, Kyle, 2012**  
 Pratt, Bob, 1980, 81, 82  
 Pratt, E.L., 1899  
 Preissner, Edgar D., 1960  
 Prezioso, Steve, 1980  
 Price, Dominique, 2001, 02, 03, 04  
 Price, Joseph E., 1913  
 Price, Richard M., 1947, 48, 49  
 Prichard, Clarke, 1978, 79  
 Prince, Bill, 1980, 81, 82, 83  
 Pritchard, Harry K., 1930  
**Proby, Damien, 2010, 11, 12**  
 Proffitt, J. James, 1964  
 Proksa, Walter, 1950, 51



Proskine, Mark A., 1966, 67, 68  
 Prosser, Gerald J., 1969  
 Pugh, Chad, 1995, 96  
 Puette, Robert L., 1963  
 Purdin, Raymond R., 1958, 59, 60  
 Purkett, Anthony, 1990, 91, 92, 93  
 Purtell, Francis C., 1938, 39  
 Putman, Reding, 1921, 22  
 Putnam, Stanley R., 1916

## Q

Quaerna, Edward F., 1972  
 Quinn, Edward H., 1955, 56, 57  
 Quinn, Frederick F., 1960, 61, 62

## R

Rabas, Donald J., 1956  
 Raffin, Rich, 1980, 81, 82  
 Rahr, Gordon J., 1925, 26  
 Rallings, Leon, 1980  
 Ramp, Justin L., 1965, 66  
 Ramsdell, Joseph W., 1966  
 Ramsey, Kenneth C., 1964, 65, 66  
 Randolph, Robert H., 1915, 16, 17  
 Ranicke, Richard J., 1952, 53, 54  
 Rapp, Edwin C., 1960  
 Ratterman, Joseph W., 1972  
 Ray, Rodney, 1991, 93, 94, 95  
 Rearden, John J., 1953, 54, 55  
 Rebholz, James A., 1964  
 Rector, Ron, 1963, 64, 65  
 Reed, Jaleel, 2010  
 Reed, Vincent M., 1912  
 Reeder, Robert J., 1967  
 Rees, Trevor, 2003, 04, 06, 07  
 Reese, Ernest A., 1910, 11  
 Reeves, Todd, 1989  
 Reid, Stephen E., 1934, 35, 36  
 Reiff, Joe, 1993, 94, 95, 96  
 Reitz, Phil, 1976, 77, 78, 79  
 Reitzug, Matt, 1976, 77  
 Rembe, Armin C., 1922  
 Rentner, Ernest J., 1930, 31, 32  
 Reynolds, Parker, 1972  
 Reynolds, Scott, 1974  
 Riba, Ronald F., 1952, 53, 54  
 Rice, Matt, 1993, 94, 95, 96  
 Rich, Ciney R., 1950, 51  
 Richards, Raymond D., 1938, 39, 40  
 Richart, Chaz, 2005, 07  
 Ridgway, Erman, 1885, 86, 87, 88, 89  
 Riel, Bert F., 1929  
 Riley, Art, 1972  
 Riley, Frank, 1934  
 Riley, Harry F., 1950, 51, 52  
 Riley, John H., 1929, 30, 31  
 Riley, Patrick R., 1961, 63, 64  
 Riley, Tim, 2010, 11, 12  
 Riley, William P., 1931, 32, 33  
 Ringer, Theodore W., 1954, 55, 56  
 Roach, Nick, 2003, 04, 05, 06  
 Roberson, Brandon, 2004, 05, 07  
 Robertson, Claudell, 1983, 84, 85, 86  
 Robertson, Donald A., 1960, 61, 62  
 Robey, Ray, 1995  
 Robinett, Bruce, 1977, 78, 79  
 Robins, Fitzgerald J., 1911, 12  
 Robinson, Allison A., 1969, 70, 71  
 Robinson, Chuck, 1992, 93, 94  
 Robinson, Donald W., 1963, 64  
 Robinson, Jeff, 1986, 87, 88  
 Roche, John G., 1951, 52, 53, 54  
 Roche, Thomas G., 1950, 51, 52  
 Rockenbach, Jeffrey B., 1968, 69  
 Rodeno, Tom, 1990, 92  
 Rodman, John R., 1968, 69, 70  
 Rodman, Patrick R., 1964

Roehl, Jeff, 2000, 01, 02  
 Rogers, Charles A., 1914  
 Rogers, Charles L., 1975, 77, 78  
 Rogers, John A., 1886, 88, 89  
 Rogers, Oliver M., 1902  
 Rojan, George C., 1928  
 Rondou, Donald E., 1951, 52, 53  
 Rooks, Josh, 2007, 08, 09, 10  
 Rooney, Chris, 1995  
 Rooney, Timothy J., 1978  
 Roper, William D., 1944  
 Rothrauff, Ben, 2004, 05, 06, 07  
 Rose, Joseph, 1915  
 Rosen, Steve, 1991, 92  
 Rosholt, Steve, 1988, 89  
 Rosie, Walter A., 1926, 27  
 Ross, Allen, 1933  
 Ross, Donald, 1967, 68, 69  
 Ross, James H., 1908, 09  
 Ross, Jason, 1997  
 Rossi, Ralph W., 1947  
 Roush, Mark, 2000, 01, 02  
 Rowe, Randy, 1987, 88  
 Royer, Greg J., 1963  
 Rubin, Brian, 1998  
 Rucks, Alex, 2007, 08  
 Ruden, John, 1986, 87, 88  
 Ruddy, Mark, 1990, 91, 93  
 Rudnay, John C., 1966, 67, 68  
 Rueber, Charles A., 1903, 04, 05  
 Ruff, Mark E., 1973, 74  
 Rusch, Robert K., 1925  
 Rushing, Sam, 1975  
 Rusk, Gary H., 1964  
 Russ, Bobby, 1994, 96, 97  
 Russell, Fayette H., 1930, 31  
 Ryan, Jack T., 1937, 38, 39  
 Ryan, James, 1898  
 Ryan, James D., 1945  
 Ryden, O.G., 1899

## S

Sabin, Charles G., 1900, 02  
 Sacks, Sanford J., 1952, 53, 54, 55  
 Sager, C.M., 1890  
 Sahlin, Elmer P., 1939  
 Salvino, Rick, 1981  
 Samarzia, Anthony J., 1941, 42  
 Sanders, Byron, 1987, 88  
 Sanders, Kyle, 1996, 97, 98, 99  
 Sanderson, David, 1989, 90  
 Sanderson, Scott, 1982, 83, 84  
 Saracino, Thomas, 1943  
 Sarkisian, Alex S., 1946, 47, 48  
 Sarkisian, Leon, 1977  
 Saunders, Charles D., 1920, 21  
 Savage, Laurence C., 1944  
 Sawle, William S., 1946, 47, 48, 49  
 Scardina, Stephen B., 1974, 75, 76, 77  
 Schadler, Bernard R., 1943, 44, 45  
 Schaeffer, William, 1910  
 Scharf, Tim, 1993, 94, 95, 96  
 Scheiner, Frank H., 1898, 99, 1900  
 Schell, Adam, 1988, 89, 90, 91  
 Schell, Ward J., 1977  
 Schmidt, Bill, 1979  
 Schmidt, Jacob, 2008, 09, 10, 11  
 Schmidt, Thor, 1996, 97, 98  
 Schmitt, Bob, 1977, 78, 79, 80  
 Schneberger, George F., 1913, 14  
 Schneider, John R., 1927  
 Schnur, Steve, 1993, 94, 95, 96  
 Schober, John, 1977, 78, 79  
 Schoch, Andrew C., 1905  
 Schoch, Robert B.J., 1900  
 Schreiber, Lester G., 1934, 35, 36  
 Schuetz, Paul H., 1945  
 Schuler, Alvin J., 1925, 27  
 Schuler, Paul, 1987

Schuler, Rudolph P., 1925, 26, 27  
 Schultz, C.A., 1909  
 Schultz, Greg, 1985, 86, 87, 88  
 Schumacher, Ade, 1924, 25, 26  
 Schwab, Sandy, 1982, 83, 84, 85  
 Schwager, Michael L., 1962, 63, 64  
 Schwall, Victor H., 1943, 46  
 Schwartz, Robert R., 1934  
 Schweighardt, Jon, 1999, 00, 01, 02  
 Schultz, Trevor, 2003, 04  
 Sconyers, Randal, 1980  
 Scott, Clarence J., 1918, 19  
 Scott, Eric, 1993  
 Scott, Kelvin, 1984, 85, 86  
 Scott, Thomas B., 1902, 04, 05  
**Scott, Tyler, 2010, 11, 12**  
 Scott, Walter D., 1893, 94  
 Scriba, Joseph S., 1942, 43  
 Seacat, Aaron, 1989, 90  
 Searcy, Merl L., 1952, 53, 54  
 Segel, Daniel, 1992  
 Seidel, Walter H., 1923, 24, 25  
 Senters, Michael, 1991, 93, 94  
 Sewell, Joseph L., 1946, 47, 48, 49  
 Seygal, Joseph J., 1944  
 Shambley, Dewayne A., 1974, 76  
 Shanks, Nathan, 2005, 06, 07  
 Shares, Mike, 1989, 90, 91  
 Sharp, Nathan S., 1913  
 Shaw, David, 1979, 80  
 Shaw, Kenneth (Pete), 1972, 73, 75, 76  
 Shea, Michael W., 1965  
 Shearon, Clarence G., 1921  
 Sheets, Todd, 1976, 77, 79, 80  
 Shein, Geoff, 1991, 93, 94, 95  
 Shelbourne, David G., 1968, 69, 70  
 Shepard, Warren, 1911  
 Sheppard, Robert L., 1890, 91, 92, 93  
 Sherry, Mike, 1999  
 Shine, Steve, 1990, 91, 92  
 Shipley, Everett B., 1914  
 Shust, Steven J., 1974, 76  
 Shwayder, Dave, 1944  
 Siatta, Jack R., 1957, 58  
 Siberts, P.R., 1895, 96, 98  
 Sickels, Duane F., 1943, 44  
 Siebenmann, Otto E., 1924, 25, 26  
 Siegle, John, 1912  
 Siegle, Julius J., 1942, 46, 47  
**Siemian, Trevor, 2011, 12**  
 Siewert, Steve, 1986, 87, 88  
 Sikich, Michael P., 1968, 69, 70  
 Silberman, Wynn, 1998  
 Silva, Billy, 1998, 99, 00, 01  
 Silver, Ronald A., 1965, 66  
 Simmons, Sam, 1998, 99, 00, 01  
 Simmons, Stephen, 2007, 08, 09, 10  
 Simon, Clarence E., 1924  
 Simon, Salem, 1998, 99, 00, 01  
 Simpson, Charles, 1904  
 Simpson, Eddie, 2004, 05, 06, 07  
 Singleton, John C., 1929  
 Singleton, Korey, 1991, 92, 93, 94  
 Sinkler, Frank E., 1927, 28  
 Sinks, Robert, 1928  
 Skarin, David A., 1972, 73  
 Skerya, Charles A., 1977  
 Skor, Sanford B., 1941  
 Slade, J.B., 1897  
 Sleyko, Robert J., 1972  
 Sloan, C.C., 1896, 97  
 Smeele, Roger N., 1975  
 Smeeton, J. Craig, 1968, 69  
 Smiley, Joseph E., 1899, 1900  
 Smith, Adonis, 2010, 11  
 Smith, Alexander F., 1965, 66, 67  
 Smith, Brendan, 2005, 06, 08, 09  
 Smith, Brian, 2010, 11, 12  
 Smith, Bruce A., 1963  
 Smith, Charles E., 1924  
**Smith, Drew, 2012**

Smith, Eldon J., 1915, 16  
 Smith, Harold L., 1971, 72, 74  
 Smith, Henman B., 1898  
 Smith, Isaac, 1960, 61  
 Smith, James R., 1938, 39, 40  
 Smith, John A., 1954, 55, 56  
 Smith, Joseph E., 1925  
 Smith, Kevin, 1986, 87  
 Smith, Kyle, 1994  
 Smith, Lentwan, 1993  
 Smith, Richard, 1964, 65  
 Smith, Terry, 1989, 91, 92  
 Snider, Robert E., 1960, 61, 62  
 Snyder, Louis, 1913  
 Sobeck, Fred, 1979, 80, 81  
 Soderberg, Gregory, 1974, 75, 76, 77  
 Soldwedel, Fred W., 1952  
 Solheim, James W., 1924, 25, 26  
 Somers, Bradley J., 1968, 70  
 Somers, Todd M., 1970, 71, 72  
 Soper, Paul J., 1938, 39, 40  
 Sorrentino, Nick, 1972  
 Soukup, Reynold A., 1938  
 Souza, Mike, 1998, 99, 00, 01  
 Spadea, Joseph R., 1928  
 Spears, Curtis, 1986, 87, 88  
 Spenko, James L., 1967  
 Splithoff, Darrel R., 1970  
 Spreit, Dale W., 1974  
 Springer, George D., 1912, 13  
 Springer, Jack M., 1950, 51  
 Springer, William M., 1908  
 Sprouse, Kevin, 1975, 76  
 Stainton, Jeff, 1986, 87  
 Stamison, Peter G., 1962, 63  
 Standring, J.J., 1998, 99, 00, 01  
 Stanley, Greg M., 1974, 75, 76, 77  
 Stanul, Stanley R., 1932, 33, 34  
 Staples, Lenson, 1980  
 Stasiewicz, Brian, 1978, 79, 80  
 Stauss, Tony, 2001, 02  
 Stebbings, Albert L., 1890, 92  
 Steeb, John G., 1949, 50, 51  
 Steele, Hasani, 1998  
 Steele, William C., 1945  
 Stegen, Herman C., 1944, 45  
 Steimbrenner, H. Pierre, 1915  
 Stevens, Bill, 1973, 74  
 Stewart, Matt, 1996  
 Stewart, Sidney, 2007, 08, 09, 10  
 Stillwell, John D., 1954, 55  
 Stinson, William M., 1961, 62, 63  
 Stock, Michael J., 1958, 59, 60  
 Stockstill, Webster T., 1895, 96  
 Stonesifer, Donald H., 1947, 48, 49, 50  
 Strader, Ralph M., 1914, 15  
 Stranski, Scott, 1977  
 Strasser, Kevin, 1978, 79  
 Streit, Tim, 1974, 75  
 Strickler, Romney D., 1915  
 Strief, Zach, 2002, 03, 04, 05  
 Strikwerda, Nathan, 1995, 96, 97  
 Stromberg, Austin W., 1913, 14, 15  
 Struckmeyer, Andrew, 2008, 09, 10  
 Struebing, Louis E., 1932, 33  
 Strunk, Gregory J., 1970, 71, 72  
 Stuart, Joel, 1996, 97, 98  
 Stuckey, Torri, 2000, 01, 02, 03  
 Studlien, Will, 2010, 11, 12  
 Sudberry, Kenneth, 1973  
 Sullivan, John Francis, 1928  
 Sullivan, John J., 1931, 32, 33  
 Summerfelt, James C., 1971, 72, 73  
 Sund, Richard W., 1972  
 Sundheim, George M., 1948, 49  
 Sutter, Dan, 1992, 93, 94, 95  
 Sutter, Ed, 1988, 89, 90, 91  
 Sutton, Chester C., 1932, 33  
 Sutton, James, 1982  
 Sutton, Tyrell, 2005, 06, 07, 08  
 Swanson, James Gregory, 1972, 73

Swatos, William H., 1953  
 Swenson, Jeff, 1997  
 Swingle, William, 1961, 62, 63  
 Swisher, Robert E., 1934, 35, 37  
 Sydnor, Willie, 1977  
 Szczeco, Joseph, 1962, 63, 64  
 Szold, Bernard, 1920  
 Szostak, Martin P., 1974, 75, 76, 77  
**Szott, Mark, 2012**  
 Szymul, Doug, 2000, 01, 02, 03

## T

Talcott, Thaddeus M., 1894  
 Talley, John R., 1957, 58, 59  
 Tanck, Rudolph E., 1975, 76, 77  
 Tangora, Paul A., 1933, 34, 35  
 Tant, Jay, 1996, 97, 98, 99  
 Tarver, Frederic, 2004, 05  
 Tasker, Steve, 1982, 83, 84  
 Tate, Reginald M., 1950, 51  
 Taylor, Desmond, 2006, 07, 08, 09  
 Taylor, Matthew, 1978  
 Taylor, Gladston, 1999  
 Taylor, Michael, 1975, 76, 77  
 Taylor, Robert, 1978, 79, 80, 81  
 Taylor, Samuel B., 1921, 22, 23  
 Telander, Richard T., 1969, 70  
 Thiry, Dylan, 2004, 05, 06, 07  
 Thoma, Vincent D., 1932, 33  
 Thomas, Alfred I., 1947, 48, 49  
 Thomas, George W., 1960, 61, 62  
 Thomas, John J., 1914, 15, 16  
 Thomas, Marshall, 2006, 07, 08, 09  
 Thomas, Richard T., 1952, 53  
 Thomas, Syga, 2000  
 Thomas, Terry, 1987, 88, 89, 90  
 Thompson, David, 2002, 03, 04  
 Thompson, Derrick, 1999, 2000  
 Thompson, James, 1955, 56  
 Thompson, Kim, 2004, 05, 07  
 Thorne, Clarence M., 1897, 98  
 Thornton, Richard B., 1958, 60  
 Tiberi, Lou, 1978, 79, 80, 81  
 Tichy, Brian, 1988, 89, 90, 91  
 Tippitt, J.H., 1885  
 Tomkiel, Mark, 1997  
 Torkelson, Jim, 1983, 84, 85, 86  
 Toth, Steve J., 1934, 35, 36  
 Tourek, Charles F., 1946  
 Townley, Robert W., 1917, 19  
 Townsend, Kenneth, 1922, 24  
 Travers, William D., 1944, 45  
 Treat, Albert W., 1915  
 Trefz, Julius J., 1898  
 Trembaczynski, Phil, 1973  
 Trimble, James R., 1972, 73, 74  
 Tripodi, Joe, 2005, 06  
 Troglio, James H., 1953, 54, 55  
**Trumpy, Mike, 2010, 11, 12**  
 Tubbs, Robert, 1965, 66  
 Tuerk, Edward A., 1961, 62, 63  
 Tuerk, Fred W., 1962, 63  
 Tunnicliff, Edward M., 1947, 48, 49  
 Turner, James, 1905  
 Turner, James, 1918, 19, 20  
 Tuza, Dennis, 1987

## U

Uhlir, Richard V., 1961, 62, 63  
 Ulrich, John H., 1915, 16, 17  
 Ulrich, Matt, 2001, 02, 03, 04  
 Underhill, Marshall, 1915, 16, 17, 18  
 Urbanic, Charles J., 1960, 61  
 Urlaub, William A., 1942

## V

Valentine, Andrew L., 1932, 33  
 Valentine, Wells W., 1916  
 Valenzisi, Sam, 1993, 94, 95  
 Vandenberg, Nellis, 1928  
 Vandenberghe, Jack, 1982, 83, 84  
 Vandercook, Robert O., 1886, 87  
 VanderHorst, Eric, 2002, 04  
 VanDoozer, Jesse, 1892, 93, 95, 96  
 VanDusen, Larry K., 1958  
**VanHoose, Nick, 2012**  
 Vanek, Edward S., 1952  
 VanRyper, James, 1902, 04  
 VanVlissingen, Arthur, 1914  
 Vanzo, Fred F., 1935, 36, 37  
 Varty, Michael S., 1971, 72, 73  
 Vaughn, Justan, 2007, 08, 09, 10  
 Venturi, Rick J., 1966, 67  
 Vercelli, Lodi E., 1976, 77  
 Verdell, Thomas, 1926, 27, 28  
**Vernon, Timmy, 2010, 11, 12**  
 Verzino, Joseph, 1972, 73, 74  
 Vest, Derrick, 1986, 87, 88, 89  
 Vick, Gerald E., 1945  
 Vickery, Mike, 1985, 87, 88  
 Villarreal, Amado, 2005, 07, 08  
 Villars, Kevin, 1981, 82  
 Vincent, Ray J., 1941, 42, 43  
 Viola, Alfred R., 1955, 56, 57  
**Vitabile, Brandon, 2011, 12**  
**Vitale, Dan, 2012**  
 Vodick, Nick E., 1942, 43  
 Voigts, W. Robert, 1936, 37, 38  
 Voorhees, John E., 1969, 70, 71  
 Voris, C., 1894

## W

Wagner, Michael J., 1976, 77  
 Wahl, Roland D., 1962, 63  
 Walker, Andre, 1987, 88  
 Walker, Bill, 1969  
 Walker, Don R., 1950, 51  
 Walker, Jason, 1996  
 Walker, Nick, 1992, 93  
 Wall, Mike, 1982, 83, 84  
 Wallis, Wayne Robert, 1941, 42, 43  
 Walton, Robert, 1988, 89  
 Wandrack, Martin J., 1910, 11  
 Wandtyke, Arthur P., 1941  
 Ward, Anthony, 2005  
 Ward, Charles W., 1899, 1900, 01, 02  
 Ward, J.F., 1894  
 Ward, Marvin, 2001, 02, 03, 04  
 Ward, Patrick, 2009, 10, 11, 12  
 Ward, Rasheed, 2005, 06, 07, 08  
 Ward, Roger T., 1966, 67  
 Ward, Walter T., 1908, 09, 10  
 Ward, William H., 1966  
 Warren, Charles P., 1942  
 Warren, Mike, 1992, 93, 94, 95  
 Warrick, Walter D., 1914  
 Washington, Greg, 1978, 81  
 Wasielewski, David, 2001, 02  
 Waterman, Toussaint, 1994, 95, 96, 97  
 Waters, Dion C., 1976  
 Watkins, Evan, 2010, 11  
 Watkins, Kenny, 1980, 81, 82, 83  
 Watrous, C.T., 1889  
 Watson, James, 1910  
 Watt, Kevin, 2008, 09, 10, 11  
 Waugh, Fred C., 1885, 86, 87  
 Weak, Tim, 2009, 10, 11  
 Webb, Alexander, 2003  
 Webb, Jo Jo, 1978, 79  
 Weber, Gerald M., 1952, 53, 55  
 Weeks, Kent, 1984  
 Wegner, Erwin P., 1935, 36, 37

Weina, Ricky, 2008, 09, 10, 11  
 Weinberg, Robert E., 1964  
 Weinberger, Albert W., 1903, 04, 05  
 Weingartner, Erwin A., 1942, 43  
 Weir, Bill, 1979, 80  
 Weitzman, Mike, 1975, 76, 77, 78  
 Weldin, Harold G., 1930, 32  
 Wells, Harry L., 1911, 12  
 Wells, Norman, 1976, 77, 79  
 Wells, Richard G., 1937, 38  
 Wendland, Jason, 1995, 96  
 Wenzel, Eric, 1988, 89, 90  
 Werts, Clarence, 1910  
 Wessel, Pete, 1972, 73  
 West, Frank H., 1899  
 Westin, Jonathan, 2002  
 Weyhrich, Alan L., 1955, 56, 57  
 Whalen, Edward J., 1932, 34  
 Whan, Lawrence Donald, 1945  
 Wheeler, Rashidi, 1999, 00  
 Wheelock, S.E., 1899  
 Whims, James L., 1975, 76  
 White, Daniel W., 1970  
 White, Dennis E., 1966, 67, 68  
 White, Floyd, 1952  
 White, Harold A., 1924, 25  
 Whitehead, Frank C., 1885, 86  
 Whiting, Bruce I., 1911  
 Whiting, Fred B., 1897  
 Whitley, Brett, 1984, 85, 86, 87  
 Whittle, Glenn C., 1913, 14  
 Widmark, Richard G., 1955  
 Wieber, Sean, 2000, 01  
 Wienecke, Robert H., 1922, 23, 24  
 Wierman, Alan H., 1944, 47  
 Wietecha, Raymond, 1948, 49, 50  
 Wilderquist, Chester, 1919  
 Wilkerson, Fred, 1995, 96, 97, 98  
 Wilkerson, Mike, 1975  
 Wilkinson, William, 1892, 93, 94  
 Wilks, Sheridan, 1989  
 Williams, Billie C., 1950, 51, 54  
**Williams, Brandon, 2010, 11, 12**  
 Williams, Edgar P., 1914, 15, 16  
 Williams, E.J., 1893, 94  
 Williams, Elliott C., 1961, 62  
 Williams, Hugh, 1991, 92, 93, 94  
**Williams, Jarrell, 2012**  
 Williams, Len, 1990, 91, 92, 93  
 Williams, Nate, 2007, 08, 09, 10  
**Williams, Quentin, 2009, 10, 11, 12**  
 Williams, Thomas E., 1954, 55  
 Williamson, Fred, 1957, 58  
 Williamson, Raymond F., 1903, 04  
 Willis, Kent, 1990  
 Wilson, C.D., 1889, 90, 91, 92  
 Wilson, Robert E., 1894  
 Wiltgen, Kenneth W., 1945, 46, 47  
 Winfield, B.J., 1993, 94  
 Wingerd, Robert W., 1970  
 Winter, Clifford M., 1971  
 Winter, John F., 1942  
 Wise, Oliver C., 1909, 10  
 Witherspoon, Jovan, 2001  
 Witt, Matt, 1987, 88, 89  
 Witteck, Chris, 1986, 87  
 Witteck, Mike, 1984, 85  
 Witwer, Edward B., 1893  
 Wohlscheid, Joe, 2002  
 Wolfe, Thomas, 1922, 23  
 Wolff, Jerald, 1981, 82, 83, 85  
 Wood, Lawrence A., 1959, 60  
 Wooden, Robert E., 1912  
 Woodring, Dana G., 1967, 68  
 Woods, George, 2001  
 Woods, Jerome, 1979, 80  
 Woodsum, Mark, 2006, 07, 08, 09  
 Woodworth, Wade S., 1928, 29, 30  
 Woolbert, C.H., 1897, 98, 99  
 Woollard, David, 1988, 89, 90, 91  
 Wootton, Corey, 2006, 07, 08, 09

Worley, Eric, 2000, 01, 02  
 Worthington, Thomas J., 1947, 48, 49  
 Wozny, James J., 1959  
 Wray, Park Q., 1934, 35, 36  
 Wright, Jason, 2000, 01, 02, 03  
 Wright, Leon, 1964  
 Wright, Mike, 1991, 92, 93  
 Wright, Patrick, 1990, 91, 92, 93  
 Wyman, W. Keith, 1926

## Y

Yale, John, 1982, 83, 86  
 Yanke, Paul W., 1958, 59, 60  
 Yanta, Dennis, 1964, 65, 67  
 Yarbrough, Jeff, 2005, 06, 07, 08  
 Yelvington, Scott, 1974, 75, 76  
 Young, Frank F., 1937, 38, 39  
 Young, George H., 1918, 19  
 Young, Jared W., 1892  
 Young, John E., 1951, 52, 53, 54  
 Young, Roy M., 1910  
**Youngblood-Ary, Pierre, 2012**  
 Yungwirth, John A., 1944, 48

## Z


Zagol, Edward J., 1955  
 Zajicek, Jim, 1989, 90  
 Zamzow, Robert H., 1955  
 Zanger, Carl E., 1914, 15, 16, 18  
 Zanio, Kenneth R., 1958, 60  
 Zappia, Mario, 1984, 85  
 Zeno, Lawrence M., 1961, 62, 63, 64  
 Zeublin, Charles N., 1885  
 Ziemke, Thomas M., 1961, 63  
 Zigulich, Joseph D., 1968, 69, 70  
 Zilly, Ralph F., 1942  
 Zimmerman, R. Paul, 1956  
 Ziolkowski, Thomas A., 1966, 67, 68  
 Zipfel, Curt, 1989, 90, 91  
 Zitko, John, 1934, 35, 36  
 Zorich, George, 1940, 41  
 Zupancic, Earl Darryl, 1966  
 Zuravleff, Joseph, 1946, 47, 48, 49  
 Zuver, Kenneth, 1932



When Otto Graham graduated from Waukegan, (Ill.) High School in 1938, it was safe to say that he did not envision one day becoming a member of college football's Hall of Fame, let alone the NFL's. In fact, he did not even come to Northwestern to be a football player. Otto Graham originally attended Northwestern on a basketball scholarship. It was only after Northwestern football coach Pappy Waldorf watched one of Graham's freshman intramural football games that Otto got his chance. In one of the greatest coaching decisions in Northwestern football history, Waldorf invited Graham to try out for the football team. The rest of Graham's story is written in the record books.

Nicknamed "Automatic Otto" for his precision passing, Graham broke every existing Big Ten passing record during his tenure (1941-1943). He was a two-time All-America and won the Big Ten Most Valuable Player Award. He still holds the Northwestern record for most points (27) scored in a single game. As a senior, he averaged 38 yards per punt, four yards per carry rushing, and converted on seven extra points. In addition, Graham won eight letters in three sports at NU (football, basketball, and baseball) and is one of two Northwestern athletes ever to earn All-America status in two sports (football and basketball).

After leaving Northwestern, Otto was a commissioned officer in the United States Navy Air Corps and served for two years in World War II. After serving his country,



he played professional football with the Cleveland Browns. With the Browns, Graham passed for 23,584 yards and 174 touchdowns in his career and led them to four-straight America Football League titles. After merging with the NFL in 1950, he played in six-straight title game appearances with Cleveland.

Graham retired from professional football after Cleveland's 1955 championship season.

Graham will forever be synonymous with triple-threat football—rushing, passing, and kicking. In 1956, he was inducted into the College Football Hall of Fame. In 1965,

Graham was inducted into pro football's Hall of Fame. He was named Northwestern football's greatest player ever in the Big Ten's 75th anniversary year—all because Coach Waldorf was impressed at a freshman intramural football game and decided to give a kid named Otto a try-out.

Otto Graham passed away during the 2003 season. In memory of the legend, the Wildcats donned "Otto" decals on their helmets during the Motor City Bowl.



Otto Graham is one of two Northwestern athletes to earn All-America honors in two sports.

He did it in football and basketball.



The **OTTO GRAHAM TROPHY CASE** displays many of Graham's college and professional trophies. The case recently was relocated to the Stadium Club in Ryan Field.



## FIRST-TEAM ALL-AMERICA

1925	Tim Lowry.....	Center
1926	Ralph Baker.....	Halfback
	Bob Johnson.....	Tackle
1929	Henry Anderson.....	Guard
1930	Frank Baker.....	End
	Fayette Russell.....	Fullback
	Wade Woodworth.....	Guard
1931	Dallas Marvil.....	Tackle
	Ernest Rentner.....	Halfback
	Jack Riley.....	Tackle
1933	Edgar Manske.....	End
1935	Paul Tangora.....	Guard
1936	Steve Reid.....	Guard
1938	Bob Voigts.....	Tackle
1939	John Haman.....	Center
1940	Alf Bauman.....	Tackle
1943	Otto Graham.....	Halfback
	Herb Hein.....	End
1945	Max Morris.....	End
1948	Art Murakowski.....	Fullback
	Alex Sarkisian.....	Center
1950	Don Stonesifer.....	End
1952	Joe Collier.....	End
1958	Andy Cvercko.....	Tackle
1959	James Andreotti.....	Center
	Ron Burton.....	Halfback
1961	Larry Onesti.....	Center
1962	Jack Cvercko.....	Guard
1962	Tom Myers.....	Quarterback
1970	Mike Adamle.....	Fullback
1971	Eric Hutchinson.....	Safety
1982	Chris Hinton.....	Offensive Tackle
1983	John Kidd.....	Punter
1995	Pat Fitzgerald.....	Linebacker
	Sam Valenzisi.....	Place-kicker
1996	Pat Fitzgerald.....	Linebacker
2000	Damien Anderson.....	Running Back
2005	Zach Strief.....	Offensive Tackle
2012	Venric Mark.....	Punt Returner



**TIM LOWRY**, Northwestern's first All-American



**ZACH STRIEF**, a 2005 All-American

## FIRST-TEAM ALL-BIG TEN

1948	Art Murakowski, FB		Pete Shaw, DB
	Alex Sarkisian, C	1976	Pete Shaw, DB
1949	Don Burson, QB		Scott Yelvington, TE
1950	Don Stonesifer, E	1978	Pat Geegan, S
1951	Don MacRae, G	1982	Chris Hinton, OT
1952	Joe Collier, E	1983	John Kidd, P
	Ray Huizinga, T	1984	Keith Cruise, DT
1956	Bob McKeiver, HB	1986	Rich Borresen, TE
	Al Viola, G		John Duvic, PK
1958	Ron Burton, HB	1989	Richard Buchanan, WR
	Andy Cvercko, T	1990	Richard Buchanan, WR
1959	James Andreotti, C	1992	Lee Gissendaner, WR
	Ron Burton, HB	1994	Paul Burton, P
	Gene Gossage, T		Matt O'Dwyer, OG
	Mike Stock, FB	1995	Darnell Autry, RB
1960	Elbert Kimbrough, E		Pat Fitzgerald, LB
1961	Fate Echols, T		Rob Johnson, C
	Larry Onesti, C		Chris Martin, CB
1962	Jack Cvercko, G		Ryan Padgett, OL
1963	Chuck Logan, E		Sam Valenzisi, PK
1964	Joe Cerne, C	1996	Darnell Autry, RB
1966	Phil Clark, DB		D'Wayne Bates, WR
1967	Dick Emmerich, PK		Justin Chabot, OL
	Tom Garretson, DB		Pat Fitzgerald, LB
	Bruce Gunstra, G		Steve Schnur, QB
1968	Jack Rudnay, C	1997	Casey Dailey, DE
1969	Mike Adamle, HB		Barry Gardner, LB
1970	Mike Adamle, FB		Brian Gowins, PK
	Eric Hutchinson, DB	1998	D'Wayne Bates, WR
	Barry Pearson, FL		Barry Gardner, LB
	John Rodman, T	2000	Damien Anderson, RB
	Mike Sikich, G		Dwayne Missouri, DE
	Joe Zigulich, C		Billy Silva, LB
1971	Maurie Daigneau, QB	2004	Tim McGarigle, LB
	Eric Hutchinson, DB	2005	Brett Basanez, QB
	Tom McCreight, OG	2008	Corey Wootton, DE
	Barry Pearson, FL	2009	Brad Phillips, S
1972	Steve Craig, TE		Sherrick McManis, CB
	Jim Lash, SE	2010	Dan Persa, QB
1973	Steve Craig, TE		Jeremy Ebert, WR
	Mike Varty, LB	2011	Drake Dunsmore, SB
1974	Paul Hiemenz, OT		Brian Peters, S
1975	Paul Jasinskis, C	2012	Jeff Budzien, PK



In addition to being a first-team All-Big Ten selection in 2005, **BRETT BASANEZ** was the conference's Offensive Player of the Year.



**BARRY GARDNER** earned consecutive first-team All-Big Ten honors in 1997-98.

## SECOND-TEAM ALL-BIG TEN

1948	Frank Aschenbrenner, B	1993	Matt O'Dwyer, OT
	Don Burson, B		Steve Shine, OLB
1950	Dick Flowers, B		Len Williams, QB
1954	John Damore, C	1994	Matt O'Dwyer, OT
1958	Jim Andreotti, C		Sam Valenzisi, PK
1959	Elbert Kimbrough, E	1995	D'Wayne Bates, WR
	Ray Purdin, HB		Eric Collier, DB
1960	Dick Thornton, QB		Hudhaifa Ismaeli, DB
1962	Paul Flatley, E, HB		Rob Johnson, C
	Tom Meyers, QB		Brian Kardos, OT
1963	Tom Meyers, QB		Rodney Ray, DB
1965	Cas Banaszek, E		Matt Rice, DL
	Mike Buckner, DB	1996	Paul Burton, P
	Jim Burns, OT		Eric Collier, DB
	Bob McKelvey, FB		Matt Rice, DL
	Ron Rector, HB	1997	Eric Collier, DB
1966	Cas Banaszek, E		Brian Gowins, K
	Bruce Gunstra, OG,	1998	Barry Gardner, LB
	John McCambridge, DE	1999	Damien Anderson, RB
1967	Chico Kurzawski, HB		Kevin Bentley, LB
	Jack Rudnay, C		Dwayne Missouri, DL
1968	Angelo Loukas, OG	2000	Harold Blackman, DB
	Dennis White, DB		Leon Brockmeier, OT
1969	John Bradley, OT		Napoleon Harris, LB
	Bill Galler, DT		Tim Long, K
1970	Jim Anderson, DT	2001	Kevin Bentley, LB
	Rick Telander, DB		Napoleon Harris, LB
1971	Jim Anderson, DE	2002	Jeff Roehl, OG
	Jack Dustin, DB	2003	Jason Wright, RB
	Will Hemby, E	2004	Luis Castillo, DL
	Al Robinson, HB		Noah Herron, RB
	John Voorhees, LB		Tim McGarigle, LB
1972	Jim Anderson, DT		Zach Strief, OT
	Greg Boykin, HB	2005	Barry Cofield, DL
	Greg Strunk, DB		Marquice Cole, DB
1973	Mitch Anderson, QB		Tim McGarigle, LB
	Stan Key, B		Mark Philmore, WR
1974	Jim Pooler, B		Zach Strief, OT
	Scott Yelvington, E		Tyrell Sutton, RB
1975	Greg Boykin, HB	2009	Stefan Demos, PK
	Scott Yelvington, E		Mike Kafka, QB
1976	Paul Maly, LB		Zeke Markshausen, WR
1977	Tony Ardizzzone, OT	2010	Vince Browne, DE
	Frank Malec, OG		Brian Peters, S
	Paul Maly, LB	2011	Jeremy Ebert, WR
1978	Pat Geegan, DB	2012	Venric Mark, RB
1979	Chuck Kern, LB		Brian Mulroe, OL
	Todd Sheets, WR		
1980	Bobby Anderson, DB		
	Todd Sheets, WR		
1982	Ricky Edwards, RB		
	Jon Harvey, TE		
	John Kidd, P		
1983	Keith Cruise, DL		
	Ricky Edwards, RB		
1986	Bob Dirkes, DL		
1987	Tom Kaukialo, LB		
1988	Ed Sutter, P		
1989	Richard Buchanan, WR		
	Bob Christian, RB		
1990	Richard Buchanan, WR		
	Ed Sutter, P		
1991	Daryl Ashmore, OT		
	Mark Benson, WR		
	Willie Lindsey, DB		
	Ed Sutter, P		
1992	Len Williams, QB		

PLAYBOY  
ALL-AMERICA  
PIGSKIN PREVIEW

1959	Ara Parseghian	Coach
1960	Dick Thornton	QB
1963	Jack Cvercko	OG
1963	Tom Myers	QB
1963	Ara Parseghian	Coach
1965	Casimir Banaszek	DE
1996	Darnell Autry	RB
1996	Gary Barnett	Coach of the Year
1996	Pat Fitzgerald	LB
1997	D'Wayne Bates	WR
2001	Damien Anderson	RB
2001	Randy Walker	Coach
2005	Jeff Backes	Scholar/Athlete
2009	Corey Wootton	DE

CoSIDA ACADEMIC  
ALL-AMERICANS


1956	Al Viola, G	1st Team
1958	Andy Cvercko, T	1st Team
	Gene Gossage, T	3rd Team
1961	Larry Onesti, C	1st Team
1962	Paul Flatley, HB	1st Team
1963	George Burman, E	1st Team
1970	Eric Hutchinson, DB	2nd Team
	Joe Zigulich, C	1st Team
1972	Mitch Anderson, QB	2nd Team
1975	Randolph Dean, QB	2nd Team
1976	Randy Dean, QB	1st Team
1979	Kevin Berg, LB	2nd Team
1980	Jim Ford, OT	1st Team
1986	Mike Baum, OT	1st Team
	Bob Dirkes, DG	1st Team
	Todd Krehbiel, DB	1st Team
	Brian Nuffer, RB	2nd Team
1987	Mike Baum, OT	1st Team
1988	Mike Baum, OT	1st Team
1990	Ira Adler, PK	1st Team
1995	Ryan Padgett, OL	2nd Team
	Sam Valenzisi, PK	1st Team
1997	Barry Gardner, LB	2nd Team
2002	Jason Wright, RB	1st Team
2003	Jeff Backes, CB	2nd Team
	Jason Wright, RB	1st Team
2004	Jeff Backes, CB	1st Team
	Luis Castillo, DT	1st Team
2008	Phil Brunner, LS	1st Team
2009	Stefan Demos, PK	3rd Team
2011	Jacob Schmidt, RB	2nd Team
	Patrick Ward, OL	1st Team
2012	Brian Arnfelt, DL	2nd Team
	Patrick Ward, OL	1st Team

BIG TEN  
DISTINGUISHED  
SCHOLAR

2008	C.J. Bachér
	Phil Brunner
	Mike Dinard
	Mark Woodsum
2009	Kevin Frymire
	Adam Hahn
	Mark Ison
	Sherrick McManis
	Kyle Petty
	Desmond Taylor
	Nate Williams
	Mark Woodsum
2010	Doug Bartels
	John Henry Pace
	Dan Persa
	Josh Rooks
	Patrick Ward
	Kevin Watt
	Ricky Weina
2011	Brian Arnfelt
	Doug Bartels
	Neal Deiters
	Patrick Ward
	Kevin Watt
	Ricky Weina



One year after being a first-team Academic All-American, **LUIS CASTILLO** was taken in the first round of the 2005 NFL draft.



Offensive tackle **MIKE BAUM** was a three-time first-team Academic All-American from 1986-88.

2012	Arthur Omilian
	Tyler Scott
	Timmy Vernon
	Brandon Vitabile
	Quentin Williams

1954	Sandy Sacks, T	1978	Kevin Berg, LB	Brian Leahy, PK	Pete Konopka, DE	Tim Downing, CB		
1956	John Smith, T		Steve Bobowski, DB	Ryan Padgett, OG	Zak Kustok, QB	Adam Hahn, DL		
	Al Viola, G		Mike Cammon, RB	Sam Valenzisi, PK	Jeff Roehl, OL	Adam Kadela, LB		
1957	Andy Cvercko, T		Mike Kranz, OT	1994	Billy Silva, LB	Keegan Kennedy, DL		
1958	Andy Cvercko, T		Mike Weitzman, DT		Mike Souza, OL	Kurt Mattes, OL		
1959	Gene Gossage, T	1979	Mike Cammon, FB		Tony Stauss, QB	Brendan Mitchell, SB		
1960	Bob Eickhoff, QB		Jim Ford, OT		Sean Wieber, FS	Eric Peterman, WR		
	Mike Stock, FB		Kevin Kenyon, OG	1995	Jason Wright, RB	Brad Phillips, SAF		
1961	Bob Eickhoff, QB		Chuck Kern, LB		Jeff Backes, WR	Ben Rothrauff, SAF		
	Boyd Melvin, T		John Schober, OT	2002	Ray Bogenrief, DE	Desmond Taylor, OT		
	Larry Onesti, C	1980	Jim Ford, OT		Vincent Cartaya, LB	Mark Woodsum, SB		
1962	Paul Flatley, HB		Chuck Kern, LB		Luis Castillo, OL	2008	Colin Armstrong, OL	
	Jerry Goshgarian, C		Steve Pals, LB	1996	Braden Jones, LB		C.J. Bachér, QB	
	Kent Pike, G	1981	Doug Dorsey, LB		Austin King, C		Doug Bartels, OL	
1963	George Burman, E	1982	Rich Raffin, LB		Dominique Price, SAF		Andrew Brewer, WR	
	Joe Szczecko, T		Scott Sanderson, DB		Jeff Roehl, OL		Phil Brunner, LS	
1964	Dave Cyranoski, E	1983	Tony Coates, WR		Tony Stauss, QB		Corbin Bryant, DL	
	Mike Schwager, T		Casey Cummings, FB		Eric VanderHorst, LB		Scott Concannon, RB	
	Joe Szczecko, T		Gregg Damminga, OG	1997	Mark Broxterman, QB		Kyle Daley, K/P	
1965	Mike Beinor, G	1984	Casey Cummings, FB		Casey Bynum, DB	2003	Stefan Demos, P	
	Ken Ramsey, T		Bob Dirkes, DT		Corbett Elsen, QB		Mike Dinard, LB	
1966	Woody Campbell, HB	1985	Casey Cummings, FB		Matt Fordenwalt, FB		Adam Hahn, DL	
	Tom Garretson, S		Bob Dirkes, DG		Barry Gardner, LB		Keegan Kennedy, OL	
	Justin Ramp, G		Todd Krehbiel, DB		Ty Garner, OL		Zeke Markshausen, WR	
1967	John Cornell, LB	1986	Kevin Calderwood, DB		Josh Kolar, LB		Kurt Mattes, OL	
	Tom Garretson, S		Bob Dirkes, DG		James McCaffrey, FB		Bryce McNaul, LB	
	Chico Kurzawski, HB		Tom Kaukialo, LB		Jason Ross, LB		James Nussbaum, SAF	
	Bob Olson, HB		Todd Krehbiel, DB		Wynn Silberman, WR		David Oredugba, CB	
1968	Dick Emmerich, PK		Brian Nuffer, HB		Nate Strikwerda, C	2004	Dan Persa, QB	
	Chico Kurzawski, HB	1987	Ira Adler, PK		Jeff Swenson, WR		Eric Peterman, WR	
1969	Bill Galler, G		Steve Batzer, TE	1998	Mark Broxterman, QB		Brian Peters, SAF	
	Rick Telander, DB		Mike Baum, OT		Matt Fordenwalt, LB		Kyle Petty, LB	
	Joe Zigulich, C		Greg Bradshaw, QB		Barry Gardner, LB		Brad Phillips, SAF	
1970	Eric Hutchinson, DB		Alan Brown, LB		Ty Garner, C		Josh Rooks, SB	
	Jim Lash, E		D.R. Callentine, C		Brian Gowins, PK		Desmond Taylor, OL	
	Barry Pearson, FL		Bill Flesher, WR		Gavin Hoffman, QB		Kevin Watt, DE	
	John Rodman, T		Steve Siewert, DB		Josh Kolar, DL	2005	Mark Woodsum, SB	
	Rick Telander, DB		Jeff Stainton, OG		Pete Konopka, DE		2009	Brian Arnfelt, DE
	John Voorhees, LB	1988	Ira Adler, PK		James McCaffrey, FB			Doug Bartels, OL
	Joe Zigulich, C		Mike Baum, OT/NG		Mark Perry, OL			Andrew Brewer, WR
1971	Steve Craig, E		Greg Bradshaw, QB		Kyle Sanders, SS			Corbin Bryant, DL
	Jack Dering, LB		D.R. Callentine, OG		Wynn Silberman, WR			Scott Concannon, RB
	Jack Dustin, DB		Dirk Disper, OG	1999	Jeff Baer, DT			Stefan Demos, PK
	Dave Glantz, T		Steve Siewert, DB		J. Quentin Brown, WR			Drake Dunsmore, SB
	Marty McGann, P	1989	Ira Adler, PK		John Cerasani, TE			Kevin Frymire, WR
1972	Jim Anderson, T		Andy Brooks, LB		Pete Chapman, DL	2006		Adam Hahn, DL
	Mitch Anderson, QB		D.R. Callentine, OG		Corbett Elsen, TE			Tyris Jones, RB
	Steve Craig, TE		Matt Dzierwa, P		Pete Konopka, DE			James Kurzawski, CB
	Greg Strunk, DB		David Eaton, DB		Wayne Lucier, OL			Zeke Markshausen, WR
	Jim Trimble, FB		Kevin Krebs, QB		Mark Perry, OL			Kurt Mattes, OL
1973	Mitch Anderson, QB		Kurt Minko, C		Kyle Sanders, FS			Sherrick McManis, CB
	Steve Craig, TE		Mike Shares, NG		Billy Silva, LB			Bryce McNaul, LB
	Ray Felton, OG	1990	Ira Adler, PK	2000	Vincent Cartaya, FB			Kevin Mitchell, WR
	Jim Trimble, FB		Matt Dzierwa, P		Pete Chapman, DL			Al Netter, OL
	Mike Varty, LB		David Eaton, DB		David Farman, TE			James Nussbaum, SAF
1974	Mitch Anderson, QB		Kevin Krebs, QB		Jack Harnedy, OL			John Henry Pace, LS
	Carl Patrnchak, LB		Mike Shares, NG		Ben Kennedy, OL			Dan Persa, QB
	Joe Patrnchak, LB	1991	Colby Burke, WR		Austin King, C			Brian Peters, SAF
	Jim Trimble, FB		John Hellebusch, DT		Pete Konopka, DE			Kyle Petty, LB
1975	Randy Dean, QB		Kevin Krebs, QB		Rashad Morton, FS			Brad Phillips, SAF
	Carl Peterson, OG		Brian Leahy, PK		Billy Silva, LB			Josh Rooks, SB
	Pete Shaw, DB		Mike Shares, NG		Sean Wieber, FS			Jacob Schmidt, RB
	Marty Szostak, DT	1992	Colby Burke, WR	2001	Ray Bogenrief, DE	2007		Desmond Taylor, OL
1976	Rob Dean, WR		Matt Dzierwa, P		Vincent Cartaya, LB			Kevin Watt, DE
	Pat Geegan, TB		Brian Leahy, PK		Peter Chapman, DL			Quentin Williams, DE
	Paul Maly, MG		Dan Segel, PK		David Farman, TE			Mark Woodsum, SB
1977	Frank Malec, OG	1993	Dave Beazley, WR		Tom Fluegge, WR			
	Paul Maly, LB		Justin Chabot, OT		Ben Kennedy, OL			
	Marty Szostak, DT		Darren Drexler, TE		Austin King, C			



ACADEMIC  
ALL-BIG TEN

2010 \*Colin Armstrong, OL  
 Brian Arnfelt, DL  
 Brendan Barber, WR  
 Doug Bartels, OL  
 Corbin Bryant, DL  
 Jeff Budzien, PK  
 Scott Concannon, RB  
 Stefan Demos, P/PK  
 Drake Dunsmore, SB  
 Jake Gregus, DL  
 Pat Hickey, LS  
 James Kurzawski, S  
 Bryce McNaul, LB  
 Aaron Nagel, SB  
 Al Netter, OL  
 John Henry Pace, LS  
 Dan Persa, QB  
 Brian Peters, S  
 Stone Pinckney, LB  
 John Plasencia, SB  
 Jaleel Reed, WR  
 Tim Riley, LB  
 Josh Rooks, SB  
 Jacob Schmidt, RB  
 Andrew Struckmeyer, DL  
 Timmy Vernon, LB  
 Patrick Ward, OL  
 Kevin Watt, DL  
 Ricky Weina, CB  
 Brandon Williams, P  
 Nate Williams, LB  
 Quentin Williams, DL

2011 Colin Armstrong, OL  
 Brian Arnfelt, DL  
 Hayden Baker, OL  
 Brendan Barber, WR  
 Doug Bartels, OL  
 Jeff Budzien, PK  
 Ibraheim Campbell, S  
 Bo Cisek, DL  
 Kain Colter, QB  
 Drake Dunsmore, SB  
 Collin Ellis, LB  
 Pat Hickey, LS  
 Paul Jorgensen, OL  
 Jordan Mabin, CB  
 Bryce McNaul, LB  
 Al Netter, OL  
 Dan Persa, QB  
 Brian Peters, S  
 John Plasencia, SB  
 Tim Riley, SB  
 Jacob Schmidt, RB  
 Adonis Smith, RB  
 Mike Trumpy, RB  
 Timmy Vernon, LB  
 Brandon Vitabile, OL  
 Patrick Ward, OL  
 Kevin Watt, DL  
 Tim Weak, CB  
 Ricky Weina, CB  
 Brandon Williams, P  
 Quentin Williams, DL

2012 Brian Arnfelt, DL  
 Hayden Baker, OL  
 Cermak Bland, WR  
 Jeff Budzien, PK  
 Ibraheim Campbell, S  
 Joe Cannon, DB  
 P.J. Carollo, QB  
 Max Chapman, DL  
 Bo Cisek, DL  
 Kain Colter, QB  
 Neal Deiters, OL  
 Doug Diedrick, SB  
 Collin Ellis, LB  
 Mike Eshun, CB  
 Davion Fleming, S  
 Tim Hanrahan, RB  
 Pat Hickey, LS

Tony Jones, WR  
 Paul Jorgensen, OL  
 Geoff Mogus, OL  
 Zack Oliver, QB  
 Arthur Omilian, PK  
 Alex Pietrzak, OL  
 Tim Riley, SB  
 Tyler Scott, DE  
 Will Studlien, LB  
 Mark Szott, SB  
 Mike Trumpy, RB  
 Nick VanHoose, CB  
 Tim Vernon, LB  
 Brandon Vitabile, OL  
 Patrick Ward, OL  
 Brandon Williams, P  
 Quentin Williams, DL

## NORTHWESTERN TEAM MOST VALUABLE PLAYERS

1924	Ralph Baker, HB	1974	Paul Hiemenz, OT
1925	Tim Lowry, C *	1975	Greg Boykin, TB
1926	Ralph Baker, HB	1976	Randy Dean, QB
1927	Waldo Fisher, E	1977	Paul Maly, LB
1928	Walter Holmer, FB	1978	Pat Geegan, S
1929	Russell Bergherm, FB	1979	Chuck Kern, LB
1930	Robert Clark, C	1980	Todd Sheets, SE
1931	Paul Engebretsen, T	1981	Rich Raffin, LB
1932	Ernest Rentner, HB	1982	Chris Hinton, OT
1933	Edgar Manske, E	1983	Ricky Edwards, RB
1934	Edward Whalen, G	1984	Keith Cruise, DT
1935	Walter Cruice, HB	1985	Mike Witteck, ILB
1936	Steve Reid, G	1986	Mike Greenfield, QB
1937	Don Heap, HB	1987	Tom Kaukialo, ILB
1938	Bob Voigts, T	1988	Byron Sanders, RB
1939	John Haman, C	1989	Richard Buchanan, WR
1940	Paul Hiemenz, C		Bob Christian, RB
1941	Alf Bauman, T	1990	Richard Buchanan, WR
1942	Edward Hirsch, FB		Bob Christian, RB
1943	Otto Graham, HB *		Ed Sutter, LB/P
1944	Max Morris, E	1991	Mark Benson, WR
1945	Richard Conners, HB		Ed Sutter, LB/P
1946	Edward Hirsch, G	1992	Lee Gissendaner, WR*
1947	Art Murakowski, FB	1993	Steve Shine, LB
1948	Art Murakowski, FB *	1994	Matt O'Dwyer, OG
1949	Gaspar Perricone, FB	1995	Darnell Autry, RB
	Don Stonesifer, E	1996	Steve Schnur, QB
1950	Charles Hagmann, E	1997	Brian Musso, WR
1951	John Steeb, E	1998	Barry Gardner, LB
1952	Chuck Hren, FB	1999	Kevin Bentley, LB
1953	Bob Lauter, FB	2000	Damien Anderson, RB
1954	Ziggie Niepokoj, E	2001	Zak Kustok, QB
1955	Kurt Krueger, E	2002	Jason Wright, RB
1956	Al Viola, G	2003	Jason Wright, RB
1957	Willmer Fowler, HB	2004	Noah Herron, RB
1958	Ron Burton, HB		Tim McGarigle, LB
1959	James Andreotti, C	2005	Brett Basanez, QB
1960	Mike Stock, FB	2006	Nick Roach, LB
1961	Boyd Melvin, T		Tyrell Sutton, RB
1962	George Thomas, T	2007	Adam Kadela, LB
1963	Bill Swingle, FB		Eric Peterman, WR
1964	Pat Riley, E	2008	Corey Wootton, DE
1965	James Burns, T	2009	Mike Kafka, QB
1966	Roger Murphy, E		Sherrick McManis, CB
1967	Bruce Gunstra, G	2010	Dan Persa, QB
1968	Jack Rudnay, C		Brian Peters, S
1969	Don Ross, LB	2011	No award given
1970	Mike Adamle, FB *	2012	Venric Mark, RB/KR
1971	John Voorhees, LB		Tyler Scott, DE
1972	Jim Anderson, DT		
	Jim Lash, SE		
1973	Stan Key, TB		

\* Won the *Chicago Tribune* Silver Football, awarded to Big Ten MVP

## THOMAS AIRTH SPIRIT AWARD

1962	Larry Benz, HB
1963	Chuck Logan, E
1964	Steve Murphy, FB
1965	Dave Milam, QB
1966	John McCambridge, E
1967	Dennis Boothe, FB
1968	Tom Ziolkowski, T
1969	Mike Hudson, FB
1970	John Hoerster, G
1971	Al Robinson, HB
1972	Larry Mishler, T
1973	Mike Varty, LB
1974	Carl Patrnchak, LB
	Joe Patrnchak, LB
1975	Paul Jasinskis, C
1976	Scott Yelvington, TE
1977	Greg Soderberg, G
1978	Jim Dunlea, LB
1979	Scott Duncan, LB
1980	Bill Draznik, OG
1981	Mike Kerrigan, QB
1982	Chris Hinton, OT
1983	Mike Guendling, LB
1984	Chris Natzke, ILB
1985	Jim Torkelson, ILB
1986	Steve Hofmann, OG
1987	Alan Brown, ILB
1988	Greg Bradshaw, QB
1989	Tim O'Brien, QB
1990	John Broeker, DT
	Bob Christian, RB
1991	Adam Schell, LB
1992	Jeff Pietrowski, OG
	Nick Walker, NG
1993	Steve Ostrowski, LB
1994	Bill Koziel, NG
1995	Sam Valenzisi, PK
1996	Mike McGrew, FB
1997	KeJaun DuBose, DT
1998	Conrad Emmerich, LB
1999	Dwayne Missouri, DE
2000	Teddy Johnson, WR
2001	Billy Silva, LB
2002	Vincent Cartaya, LB
2003	Noah Herron, RB
2004	Dominique Price, DB
2005	Shaun Herbert, WR
2006	Demetrius Eaton, LB
2007	Dylan Thiry, OL
2008	Ross Lane, WR
2009	Mark Woodsum, SB
2010	Andrew Struckmeyer, DL
2011	No award given
2012	Bo Cisek, DL

## BRYAN PAYNTER "ULTIMATE WILDCAT"

Introduced in 2008, awarded to a player who serves as an example by confronting adversity with courage and dedication and always putting the needs of the team first.

2008	Tyrell Sutton, RB
2009	Corbin Bryant, DL
2010	Al Netter, OL
	Drake Dunsmore, SB
2011	No award given
2012	Brian Arnfelt, DT
	Jared Carpenter, S

## CARNIG MINASIAN CITIZENSHIP AWARD

1975	Scott Yelvington, TE
1976	Mark Harlow, DB
1977	Scott Yelvington, TE
1978	Steve Bobowski, DB
1979	Kevin Berg, LB
1980	Steve Pals, LB
1981	Chris Capstran, NG
1982	Rich Raffin, LB
1983	Gregg Dammings, OG
1984	Jim Bobbitt, ILB
1985	Casey Cummings, FB
1986	Brian Nuffer, HB
1987	Bob Driscoll, TE
1988	Mike Baum, NG
1989	Bob Christian, RB
1990	Bob Christian, RB
1991	Mark Benson, WR
1992	Colby Burke, WR
1993	John Hellebusch, DT
1994	Hugh Williams, ILB
1995	William Bennett, DB
1996	Paul Burton, P
1997	Toussiant Waterman, WR
1998	Bryan LaBelle, OL
1999	Kyle Sanders, DB
2000	Zak Kustok, QB
2001	David Farman, TE
2002	Jeff Roehl, OL
2003	Luis Castillo, DL
2004	Marvin Ward, DB
2005	Nick Roach, LB
2006	Joel Howells, PK
2007	Tonjua Jones, WR
2008	Mike Dinard, LB
2009	Andrew Brewer, WR
2010	Josh Rooks, SB
2011	No award given
2012	Demetrius Fields, WR
	Patrick Ward, OL

## GEORGE BALLANTINE JR. MEMORIAL LEADERSHIP AWARD

1987	Mike Greenfield, QB
1988	Greg Bradshaw, QB
	Kevin Peterson, LB
1989	Randy McClellan, WR
1990	Pat New, DB
1991	Dwight James, DB
1992	David Cross, TE
1993	Lee Gissendaner, WR
1994	Korey Singleton, SS
1995	Rob Johnson, C
1996	Pat Fitzgerald, LB
1997	Barry Gardner, LB
1998	Barry Gardner, LB
1999	Jay Tant, TE
2000	Sam Simmons, WR
2001	Kunle Patrick, WR
2002	Matt Ulrich, G
2003	Zach Strief, T
2004	Brett Basanez, QB
2005	Chris Horton, LS
2006	Erryn Cobb, SB
2007	Adam Crum, OL
2008	Kevin Mims, DE
2009	Zeke Markshausen, WR
2010	Keegan Grant, OL
2011	No award given
2012	David Nwabuisi, LB

## RANDY WALKER WILDCAT WARRIOR

This award was added by head coach Randy Walker after the 1999 season. It is given to the Northwestern player who displays the work ethic and investment that is needed to achieve greatness as a football player. In 2006, following his untimely death, the award was renamed the Randy Walker Wildcat Warrior Award.

1999	Damien Anderson, RB
2000	Austin King, C
2001	Austin King, C
2002	Austin King, C
2003	Loren Howard, DE
	Tim McGarigle, LB
2004	Luis Castillo, DT
	Zach Strief, OT
2005	Tim McGarigle, LB
	Zach Strief, OT
2006	Joe Tripodi, OG
	Ryan Keenan, OG
2007	Eric Peterman, WR
	Ben Rothrauff, S
2008	Keegan Kennedy, OL
	John Gill, DL
	Corbin Bryant, DL
2009	Brad Phillips, S
2010	Corbin Bryant, DL
2011	No award given
2012	Brian Mulroe, OL


## RASHIDI WHEELER AWARD



This award is named in honor of former NU safety Rashidi Wheeler.

2001	Kevin Bentley, LB
2002	Raheem Covington, CB
2003	Dominique Price, DB
2004	Ashton Aikens, WR
2005	Mark Philmore, WR
2006	Terrell Jordan, RB
2007	Kim Thompson, WR
2008	Rasheed Ward, WR
2009	Carl Fisher, WR
2010	Sidney Stewart, WR
2011	No award given
2012	Tyris Jones, RB

## MARCEL PRICE AWARD



This award is named in honor of former NU defensive back Marcel Price, who tragically died between his freshman and sophomore years. It is given to the player who best exhibits enthusiasm and dedication to the NU program and is symbolic of Marcel's desire.

1995	Rodney Ray, CB
1996	Justin Chabot, OL
1997	Eric Collier, S
1998	Matt Hartl, FB
1999	Harold Blackmon, DB
2000	Rashad Morton, FS
2001	Jeff Roehl, OL
2002	Jon Schweighardt, WR
2003	Marvin Ward, DB
2004	Mark Philmore, WR
2005	Herschel Henderson, DB
2006	Shaun Herbert, WR
2007	Chris Malleo, LB
2008	Brad Phillips, S
2009	Adam Hahn, DL
2010	Quentin Davie, LB
2011	No award given
2012	Quentin Williams, DL

A total of 15 former Wildcat coaches and players are enshrined in the College Football Hall of Fame. They range from Paddy Driscoll, a halfback for the 'Cats from 1915-16, to Pat Fitzgerald, a two-time All-American, Chuck Bednarik and Bronko Nagurski award winner, who was NU's most recent inductee in 2008. There are four former Northwestern coaches in the Hall, Charles Bachman, 1919, Alex Agase, 1964-72, Ara Parseghian, 1956-63 and Lynn Waldorf, 1935-46.

A new Hall of Fame opened in the summer of 1995 in South Bend, Ind. It features reflective photo galleries filled with memorabilia and state-of-the-art interactive exhibits.



Inside the Hall, visitors can see film clips of coaches discussing their craft; test their kicking, passing and throwing skills; search for their favorite players on video kiosks; or

wander through the photo galleries, where each Hall of Fame member is enshrined.

The Wildcats were the first college football team to visit the new Hall of Fame. The tour fired up NU so much that the next day it upset Notre Dame, 17-15.

The first members of the College Football Hall of Fame were selected in 1951. Today there are more than 700 players and coaches in the Hall.

The Hall of Fame is a part of the National Football Foundation, which was conceived in 1947 by the late Grantland Rice. In addition, to sponsoring the Hall of Fame, the Foundation has awarded more than \$3 million in graduate school scholarships to college football players.


For more information call: 1-800-440-FAME.



**ALEX AGASE**  
COACH  
1964-72



**CHARLES BACHMAN**  
COACH  
1919



**RALPH BAKER**  
END  
1924-26



**RON BURTON**  
HALFBACK  
1957-59



**PADDY DRISCOLL**  
HALFBACK  
1915-16




**PAT FITZGERALD**  
LINEBACKER  
1993-96



**OTTO GRAHAM**  
HALFBACK  
1941-43



**JIMMY JOHNSON**  
QUARTERBACK  
1904-05



**EDGAR MANSKE**  
END  
1931-33



**ARA PARSEGHIAN**  
COACH  
1956-63




**STEVE REID**  
GUARD  
1934-36



**ERNEST RENTNER**  
HALFBACK  
1930-32



**JACK RILEY**  
TACKLE  
1929-31



**ALEX SARKISIAN**  
CENTER  
1946-48



**LYNN WALDORF**  
COACH  
1935-46



## COLLEGE ALL-STAR GAME (CHICAGO)

1934	Edgar Manske, E
1935	Al Kawa, G
	Harry Leeper, E
1936	Wally Cruice, HB
	Hugh Duvall, FB
	Al Lind, C
	Paul Tangora, G
1937	Don Geyer, FB
	Steve Reid, G
	Steve Toth, FB
	John Zitko, E
1938	Mike Calvano, G
	Don Heap, HB
	John Kovatch, E
	Bob Swisher, HB
	Erwin Wegner, C
1939	Bernie Jefferson, HB
	Bob Voigts, T
1940	Nick Cutlich, T
	Bob Daly, E
	John Haman, C
	George McGurn, FB
	Hal Method, G
1941	Ollie Hahnenstein, HB
	Paul Hiemenz, C
	Joe Lokanc, G
1942	Alf Bauman, T
	Bill DeCorrevont, HB
	Dick Erdlitz, QB
1943	Otto Graham, HB
	Ed Hirsch, G
	Alex Kapter, G
	Bill Urlaub, C
1946	Nick Burke, G
	Don Clawson, QB
	Alex Kapter, G
	Max Morris, E
1947	Ed Hirsch, C
	Vic Schwall, HB
1948	Vince DiFrancesca, G
	Stan Gorski, E
1949	F. Aschenbrenner, HB
	George Maddock, T
	Alex Sarkisian, C
1950	Art Murakowski, FB
1951	Don Stonesifer, E
1952	Don MacRae, G
1959	Andy Cvercko, T
	Willmer Fowler, HB
1960	Gene Gossage, T
1961	Elbert Kimbrough, E
1962	Fate Echols, T
	Larry Onesti, C
1963	Paul Flatley, HB
1964	Chuck Logan, E
1965	Joe Cerne, C
	Joe Szczecko, T
1967	Cas Banaszek, E
	Phil Clark, DB
1969	Jack Rudnay, C
1971	Mike Adamle, FB

## EAST-WEST SHRINE

1927	Robert Johnson, T
1928	Walt Holmer, FB
	Luke Johnsos, E
	George Levison, QB
1930	Henry Anderson, G
	Frank Baker, E
	Hank Bruder, HB
	Bill Calderwood, FB
	Mickey Erickson, C
	Wade Woodworth, G
1932	Paul Engebretsen, T
	Dallas Marvil, T
	Reb Russell, FB

1933	Dick Fencil, E
	Bob Gonya, T
	Ernest Rentner, HB
1934	William Riley, T
1935	Harry Leeper, E
	Edward Whalen, G
1936	Wally Cruice, HB
	Henry Longfellow, E
1937	Don Geyer, FB
	Steve Reid, G
	Steve Toth, FB
1938	Don Heap, HB
	John Kovatch, E
	Fred Vanzo, QB
1940	Robert Daly, E
	John Haman, C
1941	Ollie Hahnenstein, HB
	Joe Lokanc, G
1942	Alf Bauman, T
	Bill DeCorrevont, HB
1944	William Ivy, T
	Alex Kapter, G
1947	Ed Hirsch, G
1948	Vince DiFrancesca, G
1949	Art Murakowski, FB
1951	Don Stonesifer, E
1952	Dick Alban, HB
	Don MacRae, G
1953	Tom Roche, T
1954	Joe Collier, E
	Dick Thomas, QB
1955	John Damore, C
1958	Bob McKeiver, HB
1960	Jim Andreotti, C
	Ron Burton, HB
	Gene Gossage, T
	Elbert Kimbrough, E
1961	Fate Echols, T
1962	Paul Flatley, HB
	Jay Robertson, C
1963	Chuck Logan, E
	Kent Pike, T
1965	Joe Cerne, C
1966	Phil Clark, DB
1967	Tom Garretson, DB
	Bruce Gunstra, G
1968	Jack Rudnay, C
	Tom Ziolkowski, T
1969	John Bradley, T
1970	Mike Adamle, FB
	Mike Sikich, G
	Rick Telander, DB
1971	Jack Derner, LB
	Wil Hemby, DE
1972	Jim Lash, E
1976	Randy Dean, QB
1982	Chris Hinton, OT
1991	Richard Buchanan, WR
1994	Todd Baczek, OT
1997	Eric Collier, SS
	KeJaun DuBose, DT
2003	Jeff Roehl, OL
2005	Brett Basanez, QB
	Barry Cofield, DT
	Tim McGarigle, LB
2008	Tyrell Sutton, RB
2009	Mike Kafka, QB (MVP)
2011	Al Netter, OL
	Dan Persa, QB

## NORTH-SOUTH (MIAMI)

1950	John Miller, HB
1952	Chuck Hren, FB
1954	Ron Riba, G
1955	Jim Troglio, HB
1956	Ted Ringer, C
1958	Andy Cvercko, T

1959	Pete Arena, G
	DeWitt Hoopes, T
	Mark Johnston, HB
1960	Mike Stock, FB
	Larry Wood, HB
1961	Larry Onesti, C
1962	Larry Benz, HB
	Dick Machalski, E
1963	Tim Powell, G
	Bill Swingle, FB
1964	Steve Murphy, FB
	Joe Szczecko, T
1965	Mike Buckner, DB
1966	Cas Banaszek, E
	Woody Campbell, HB
1967	Dennis Coyne, DB
1968	Chico Kurzawski, HB
	Dennis White, DB
1969	Bill Galler, MG
	Mike Hudson, FB
1970	John Rodman, OT
	Joe Zigulich, C
1971	Maurie Daigneau, QB
	Barry Pearson, HB
1972	Jim Anderson, DT
1973	Pete Wessel, DB
1976	Pete Shaw, DB

## BLUE-GRAY CLASSIC (MONTGOMERY)

1939	Nick Cutlich, T
	Tom Eby, E
	Ted Greffe, E
	Hal Method, G
	Frank Young, T
1940	Corne Aarts, T
	Dick Richards, QB
1941	Floyd Chambers, HB
	George Zorich, T
1942	Bob Mott, E
1947	Stan Gorski, E
	William Ivy, T
	Ken Wiltgen, E
1949	Gaspar Perricone, FB
	Joe Zuravleff, E
	Ray Wietecha, C
1956	John Smith, T
1959	Joe Abbatiello, G
	Douglas Asad, E
1960	Ray Purdin, HB
	Paul Yanke, E
1961	Boyd Melvin, T
1962	Charles Brainerd, HB
1963	George Burman, E
	Roland Wahl, HB
1964	Tom Myers, QB
	Mike Schwager, T
1965	Mike Beinor, T
	Jim Burns, T
	Ron Rector, HB
1966	J. McCambridge, DE
	Bob McKelvey, FB
	Roger Murphy, E
1968	John Cornell, LB
	Angelo Loukas, G
1970	Gerry Combs, DE
1971	Tom McCreight, G
1976	Greg Boykin, RB
1982	Chris Hinton, OT
1983	Ricky Edwards, RB
	Mike Guendling, LB
1987	Mike Greenfield, QB
1990	Bob Christian, RB
1993	Steve Shine, OLB
1994	Michael Senters, WR
1997	Casey Dailey, DE
	Nate Strikwerda, C
1999	John Cerasani, TE
2001	Kevin Bentley, LB

## SENIOR BOWL (MOBILE)

1951	Don Stonesifer, E
1952	Dick Alban, HB
1953	Chuck Hren, FB
1954	Joe Collier, E
	Dick Thomas, QB
1955	John Damore, C
1957	Ted Ringer, C
1959	Andy Cvercko, T
1960	Gene Gossage, T
	Mark Johnston, HB
1965	Tom Myers, QB
1983	John Kidd, P
1991	Darryl Ashmore, T
	Ed Sutter, LB/P
1992	Frank Boudreaux, DT
1994	Matt O'Dwyer, G
1996	Pat Fitzgerald, LB
1997	Brian Musso, WR
	Nate Strikwerda, C
1998	Barry Gardner, LB
1999	Jay Tant, TE
2002	Napoleon Harris, LB
2005	Noah Herron, RB

## HULA BOWL (HONOLULU)

1960	Jim Andreotti, C
	Ron Burton, HB
1961	Elbert Kimbrough, E
1962	Fate Echols, T
1963	Paul Flatley, HB
1964	Chuck Logan, E
1965	Joe Cerne, C
1966	Ron Rector, HB
1967	Phil Clark, DB
1968	Bruce Gunstra, G
1969	Jack Rudnay, C
1970	John Bradley, T
1971	Mike Adamle, FB
	Rick Telander, DB
	Jerry Brown, DB
1972	Jim Lash, E
1973	Paul Hiemenz, OT
1975	Keith Cruise, DT
1984	Rich Borresen, TE
1986	Todd Baczek, OT
1994	Rob Johnson, C
1995	Matt Rice, DT
1996	Casey Dailey, DE
1997	Paul Janus, OT
	Zak Kustok, QB
	Mike Souza, OL
2002	Austin King, C
2004	Jason Wright, RB
2005	John Pickens, LB
2006	Mark Philmore, WR
2007	Ryan Keenan, G

## AMERICAN BOWL (TAMPA)

1971	Joel Hall, LB
	Jon Hittman, OT
	Joe Zigulich, C
1973	Jim Anderson, DT
	Dave Glantz, OT
1974	Steve Craig, TE
1976	Pete Shaw, DB

## COACHES ALL-AMERICA GAME (LUBBOCK)

1961	Mike Stock, FB
1962	Larry Onesti, LB
1967	Phil Clark, DB
1968	Bruce Gunstra, G
1969	Jack Rudnay, C
1971	Mike Adamle, FB
	John Rodman, OT
	Rick Telander, DB
1974	Pete Wessel, DB

## CHALLENGE BOWL (SEATTLE)

1978	Tony Ardizzone, OT
	Mark Bailey, SE
	Dan Cleary, TE

## JAPAN BOWL (TOKYO)

1983	Mike Guendling, LB
1984	Keith Cruise, DT
1986	Todd Krehbiel, DB

## GRIDIRON CLASSIC (ORLANDO)

2001	Harold Blackmon, CB
2002	Leon Brockmeier, OL
	Zak Kustok, QB
	Sam Simmons, WR
2005	Matt Ulrich, G

## ALL-AMERICA CLASSIC (LAS VEGAS)

2006	Brett Basanez, QB
------	-------------------

## NFLPA ALL-STAR GAME

2008	Dylan Thiry, OL
2011	Corbin Bryant, DL
	Quentin Davie, LB
2012	Vince Browne, DE
	Bryce McNaul, LB

## TEXAS VS. THE NATION GAME

2013	David Nwabuisi, LB
------	--------------------

**Mike Adamle**

Kansas City Chiefs, 1971-72

New York Jets, 1973-74

Chicago Bears, 1975-76

**Dick Alban**

Washington Redskins, 1952-55

Pittsburgh Steelers, 1956-59

**Damien Anderson**

Arizona Cardinals, 2002-06

Edmonton Eskimos, 2007-08

**Henry Anderson**

Chicago Bears, 1931

**Jim Andreotti**

Toronto Argonauts, 1960-62

Montreal Alouettes, 1963-66

**Tony Ardizzone**

Chicago Bears, 1979

**Brian Armfelt**

Pittsburgh Steelers, 2013-

**Douglas Asad**

Oakland Raiders, 1960-61

**Frank Aschenbrenner**

Chicago Hornets, 1949

**Darryl Ashmore**

Los Angeles/St. Louis Rams, 1991-96

Washington Redskins 1997

Oakland Raiders 1998-2002

**Darnell Autry**

Chicago Bears 1997-98

Philadelphia Eagles, 1998, 2000-01

**Louis Ayeni**

Indianapolis Colts, 2004

St. Louis Rams, 2005

**Todd Baczek**

N.Y. Jets, 1995

**Frank Baker**

Green Bay Packers, 1931

**Cas Banaszek**

San Francisco 49ers, 1967-77

**Brett Basanez**

Carolina Panthers, 2006-08

Chicago Bears, 2009

**D'Wayne Bates**

Chicago Bears, 1999-2001

Minnesota Vikings, 2002

**Alf Bauman**

Chicago Rockets, 1947

Philadelphia Eagles, 1947

Chicago Bears, 1948-50

**Sean Bennett**

New York Giants, 1999-2003

New York Jets, 2005 (Inactive)

**George Benson**

Brooklyn Dodgers, 1947

**Kevin Bentley**

Cleveland Browns, 2002-04

Seattle Seahawks, 2005-07

Houston Texans, 2008-10

**Larry Benz**

Cleveland Browns, 1963-65

**Harold Blackmon**

Seattle Seahawks, 2001-03

**Howard Blackwood**

Chicago Bulls, 1926

**Morris Blumenthal**

Chicago Cardinals, 1925

**Frank Boudreaux**

Los Angeles Rams, 1993

Minnesota Vikings, 1994-96

**Greg Boykin**

New Orleans Saints, 1977

San Francisco 49ers, 1978

**Leon Brockmeier**

Pittsburgh Steelers, 2002

**Hank Bruder**

Green Bay Packers, 1931-39

Pittsburgh Steelers, 1940

**Corbin Bryant**

Pittsburgh Steelers, 2011-12

Buffalo Bills, 2013-

**Richard Buchanan**

Frankfurt Galaxy, 1992

Los Angeles Rams, 1993-94

Carolina Panthers, 1995-96

**George Burman**

Chicago Bears, 1964

Los Angeles Rams, 1967-70

Washington Redskins, 1971

**Ron Burton**

Boston Patriots, 1960-65

**Woody Campbell**

Houston Oilers, 1967-71

**Luis Castillo**

San Diego Chargers, 2005-11

**Joe Cerne**

San Francisco 49ers, 1965-67

Atlanta Falcons, 1968

**Justin Chabot**

Pittsburgh Steelers, 1997

New York Giants, 1997

**Bob Christian**

Chicago Bears, 1992-94

Carolina Panthers, 1995-96

Atlanta Falcons, 1997-03

**Phil Clark**

Dallas Cowboys, 1967-69

Chicago Bears, 1970

New England Patriots, 1971

**Barry Cofield**

New York Giants, 2006-11

Washington Redskins, 2012-

**Marquice Cole**

Oakland Raiders, 2007

Tennessee Titans, 2008

New York Jets, 2009-11

New England Patriots, 2012-

**Javiar Collins**


Dallas Cowboys, 2001-04

Cleveland Browns, 2004-05

Denver Broncos, 2005

**Raheem Covington**

Winnipeg Blue Bombers, 2003



**KEVIN BENTLEY** spent nine years in the NFL, playing for three different franchises.

**Steve Craig**

Minnesota Vikings, 1974-78

**Irv Cross**

Philadelphia Eagles, 1961-65, 1969

Los Angeles Rams, 1966-68

**Andy Cvercko**

Green Bay Packers, 1960

Dallas Cowboys, 1961-62

Cleveland Browns, 1963

Washington Redskins, 1963

**Maurie Daigneau**

Chicago Fire, 1974

**Casey Dailey**

New York Jets, 1998-2000

**John Damore**

Chicago Bears, 1957-58

**Randy Dean**

New York Giants, 1977-79

**Bill DeCorrevont**

Washington Redskins, 1945

Detroit Lions, 1946

Chicago Cardinals, 1947-48

Chicago Bears, 1948-49

**Frederick DeStefano**

Chicago Cardinals, 1924-25

**John 'Paddy' Driscoll**

Decatur Staleys, 1919

Chicago Cardinals, 1920-25

Chicago Bears, 1926-31

**Curtis Duncan**

Houston Oilers, 1987-93

**Drake Dunsmore**

Tampa Bay Buccaneers, 2012

**Jeremy Ebert**

New England Patriots, 2012

Jacksonville Jaguars, 2013-

**Fate Echols**

St. Louis Cardinals, 1962-63

**Paul Engebretsen**

Chicago Bears, 1932

Pittsburgh Pirates, 1933

Chicago Cardinals, 1933

Brooklyn Dodgers, 1934

Detroit Lions, 1934

Green Bay Packers, 1934-41

**Dick Erdlitz**

Philadelphia Eagles, 1942, 1945

Miami Seahawks, 1946

**Michael Erickson**

**TRAI ESSEX** won two Super Bowls as a member of the Pittsburgh Steelers.

Chicago Cardinals, 1930-31

Boston Braves, 1932

**Trai Essex**

Pittsburgh Steelers, 2005-11

Indianapolis Colts, 2012

**Dick Fencil**

Philadelphia Eagles, 1933

**Paul Flatley**

Minnesota Vikings, 1963-67

Atlanta Falcons, 1968-69

**Dick Flowers**

Baltimore Colts, 1953

**Willmer Fowler**

Buffalo Bills, 1960-61

**Barry Gardner**

Philadelphia Eagles, 1999-2002

Cleveland Browns, 2002-04

New York Jets, 2005

New England Patriots, 2006

**John Gill**

Detroit Lions, 2009

Indianapolis Colts, 2009-10

**Lee Gissendaner**

Toronto Argonauts, 1994

**Gene Gossage**

Philadelphia Eagles, 1960-62

**Brian Gowins**

Chicago Bears, 1999

**Otto Graham**

Cleveland Browns, 1946-55

**Ted Grefe**

Detroit Lions, 1945

**Mike Guendling**

San Diego Chargers, 1985

**Charles Hajek**

Philadelphia Eagles, 1934

**John Haman**

Cleveland Rams, 1940-41

**Napoleon Harris**

Oakland Raiders, 2002-04

Minnesota Vikings, 2005-06; 2008

Kansas City Chiefs, 2007-08

**Edward Herman**

Rock Island Independents, 1925

**Noah Herron**

Pittsburgh Steelers, 2005

Green Bay Packers, 2005-08

Cleveland Browns, 2009

**Chris Hinton**

Indianapolis Colts, 1983-89

Atlanta Falcons, 1990-93

Minnesota Vikings, 1994-96

**Ed Hirsch**

Buffalo Bills, 1947-49

Toronto Argonauts, 1950-51

Hamilton Tiger Cats, 1952

**Walter Holmer**

Chicago Bears, 1929-30

Boston Redskins, 1933

Pittsburgh Pirates, 1933

**Thomas Homco**

Los Angeles/St. Louis Rams, 1992-97

**Paul Janus**

Carolina Panthers, 1998-2000

**Ralph Jecha**

Chicago Bears, 1955

Pittsburgh Steelers, 1956

**Donald Johnson**

Cleveland Rams, 1942

**Luke Johnsos**

Chicago Bears, 1929-37

**Mark Johnston**

Houston Oilers, 1960-63

Oakland Raiders, 1964  
 New York Jets, 1964  
**Mike Kafka**  
 Philadelphia Eagles, 2010-11  
 Jacksonville Jaguars, 2013-  
**Alex Kapter**  
 Cleveland Browns, 1946-47  
**Charles Kelley**  
 Toledo Maroons, 1922  
 Duluth Kelleys, 1923-26  
**Ryan Keenan**  
 New York Giants, 2007  
**Mike Kerrigan**  
 New England Patriots, 1983-84  
 Hamilton Tiger Cats, 1986-91  
 Toronto Argonauts, 1992  
**John Kidd**  
 Buffalo Bills, 1984-89  
 San Diego Chargers, 1990-94  
 Miami Dolphins, 1994-97  
 Detroit Lions, 1998  
 New York Jets, 1998  
**Austin King**  
 Tampa Bay Buccaneers, 2003  
 Atlanta Falcons, 2004-06  
 Seattle Seahawks, 2007  
**Elbert Kimbrough**  
 Los Angeles Rams, 1961  
 San Francisco 49ers, 1962-66  
 New Orleans Saints, 1968  
**Charles Knight**  
 Chicago Cardinals, 1921  
**Robert Koehler**  
 Chicago Bears, 1920-21  
 Chicago Cardinals, 1921-26  
**Zak Kustok**  
 Green Bay Packers, 2003  
**John Kovatch**  
 Cleveland Rams, 1938  
**Jim Lash**  
 Minnesota Vikings, 1973-76  
 San Francisco 49ers, 1976  
**James Lecture**  
 Buffalo Bisons, 1946  
**Loren Lewis**  
 Portsmouth Spartans, 1930  
 Cleveland Indians, 1931  
 Cincinnati Reds, 1934  
**Gilles Lezi**  
 Edmonton Eskimos, 2004  
 Ottawa Renegades, 2005  
 Hamilton Tiger-Cats, 2006  
 Winnipeg Blue Bombers, 2007-08  
**Al Lind**  
 Chicago Cardinals, 1936  
**Chuck Logan**  
 Pittsburgh Steelers, 1964  
 St. Louis Cardinals, 1965, 1967-68  
**Joseph Lokanc**  
 Chicago Cardinals, 1941  
**Angelo Loukas**  
 Buffalo Bills, 1969  
 Boston Patriots, 1970  
**George Maddock**  
 Chicago Hornets, 1949  
**Glen Magnuson**  
 Hammond Pros, 1925  
**Edgar Manske**  
 Philadelphia Eagles, 1935-36  
 Chicago Bears, 1937-38  
 Pittsburgh Pirates, 1938  
**Chris Martin**  
 Chicago Bears, 1996

Winnipeg Blue Bombers, 1997-2001  
**Frank Mathews**  
 Racine Legion, 1926  
**John McCambridge**  
 Detroit Lions, 1967  
**Tom McCreight**  
 Chicago Fire, 1974  
**William McElwain**  
 Chicago Cardinals, 1924, 1926  
 Chicago Bears, 1925  
**Bob McKeiver**  
 Saskatchewan Roughriders, 1958  
**Gene McLaughlin**  
 Hammond Pros, 1919  
**Tim McGarble**  
 St. Louis Rams, 2006-08  
**Sherrick McManis**  
 Houston Texans, 2010-11  
 Chicago Bears, 2012-  
**Dwayne Missouri**  
 Baltimore Ravens, 2001  
 Dallas Cowboys, 2001  
**Albert Moore**  
 Chicago Bears, 1932  
**Luther Morris**  
 St. Louis Rams, 1995  
 Denver Broncos, 1997  
 Winnipeg Blue Bombers, 1998  
**Max Morris**  
 Chicago Rockets, 1946-47  
 Brooklyn Dodgers, 1948  
**Alex Moyer**  
 Miami Dolphins, 1985-86  
**Art Murakowski**  
 Detroit Lions, 1951  
**Brian Musso**  
 New York Jets, 1998  
**Roger Murphy**  
 Montreal Alouettes, 1967-68  
**Tom Myers**  
 Detroit Lions, 1965-66  
**Ikechuku Ndukwe**  
 Washington Redskins, 2005  
 Baltimore Ravens, 2006  
 Miami Dolphins, 2008-09  
**Matt O'Dwyer**  
 N.Y. Jets, 1995-98  
 Cincinnati Bengals, 1999-2003  
 Tampa Bay Buccaneers, 2004  
 Green Bay Packers, 2005  
**Larry Onesti**  
 Houston Oilers, 1962-65  
**Charles Palmer**  
 Racine Legion, 1924  
 Louisville Colonels, 1926  
**Barry Pearson**  
 Pittsburgh Steelers, 1972-73  
 Kansas City Chiefs, 1974-76  
**Eric Peterman**  
 Chicago Bears, 2009-10  
**Kevin Peterson**  
 Dallas Cowboys, 1989  
**Mark Philmore**  
 Chicago Bears, 2006  
**John Pickens**  
 New York Jets, 2005  
**Tim Powell**  
 Los Angeles Rams, 1965  
 Pittsburgh Steelers, 1966  
**Ray Purdin**  
 Saskatchewan Roughriders, 1961-63  
**Rodney Ray**  
 Miami Dolphins, 1996

**Ron Rector**  
 Washington Redskins, 1966  
 Atlanta Falcons, 1966-67  
**Ernest 'Pug' Rentner**  
 Boston Redskins, 1934-36  
 Chicago Bears, 1936-37  
**Jack Riley**  
 Boston Redskins, 1933  
**Nick Roach**  
 San Diego Chargers, 2007  
 Chicago Bears, 2008-12  
 Oakland Raiders, 2013-  
**Jeff Roehl**  
 New York Giants, 2003  
 Seattle Seahawks, 2004  
 New England Patriots, 2005  
**Jack Rudnay**  
 Kansas City Chiefs, 1970-81  
**Lafayette Russell**  
 Philadelphia Eagles, 1933  
**Vic Schwall**  
 Chicago Cardinals, 1947-50  
**Merl Searcy**  
 Saskatchewan Roughriders, 1958  
**Michael Senters**  
 Carolina Panthers, 1995  
 Kansas City Chiefs, 1997  
**Pete Shaw**  
 San Diego Chargers, 1977-81  
 New York Giants, 1982-84  
**Steve Shine**  
 Cincinnati Bengals, 1994  
**Jules Siegle**  
 New York Giants, 1948  
**Mike Sikich**  
 Cleveland Browns, 1971  
 Chicago Fire, 1974  
**Sam Simmons**  
 Miami Dolphins, 2002-04  
 Pittsburgh Steelers, 2005  
**Richard Smith**  
 Washington Redskins, 1967-68  
 Montreal Alouettes, 1969-70  
**Mike Stock**  
 Saskatchewan Roughriders, 1961  
**Don Stonesifer**  
 Chicago Cardinals, 1951-56  
**Zach Strief**  
 New Orleans Saints, 2006-  
**Ed Sutter**  
 New England Patriots, 1992  
 Cleveland Browns, 1993-96  
 Baltimore Ravens, 1996  
 Cincinnati Bengals, 1997  
 Atlanta Falcons, 1997-98  
**Tyrell Sutton**  
 Green Bay Packers, 2009  
 Carolina Panthers, 2010-11  
 Seattle Seahawks, 2012  
**Robert Swisher**  
 Chicago Bears, 1938-42  
**Joe Szczecko**  
 Atlanta Falcons, 1966-68  
 New York Giants, 1969  
**Jay Tant**  
 Arizona Cardinals, 2000  
**Steve Tasker**  
 Houston Oilers, 1985-86  
 Buffalo Bills, 1986-97  
**Rob Taylor**  
 Chicago Blitz, 1983  
 Arizona Wranglers, 1984  
 Houston Gamblers, 1985

## CURRENT WILDCAT ALUMNI IN THE NFL

*The following players were on NFL rosters as of July 20, 2013:*

Brian Arnfelt .....Pittsburgh Steelers  
 Corbin Bryant ..... Buffalo Bills  
 Barry Cofield .....Washington Redskins  
 Marquice Cole.....New England Patriots  
 Jeremy Ebert ..... Jacksonville Jaguars  
 Mike Kafka ..... Jacksonville Jaguars  
 Sherrick McManis ..... Chicago Bears  
 Al Netter ..... San Francisco 49ers  
 Nick Roach ..... Oakland Raiders  
 Zach Strief ..... New Orleans Saints  
 Corey Wootton ..... Chicago Bears

Tampa Bay Buccaneers, 1986-93  
**Dylan Thiry**  
 New York Giants, 2008  
**Dick Thornton**  
 Winnipeg Blue Bombers, 1961-66  
 Toronto Argonauts, 1967-73  
 Memphis Southmen, 1974-75  
**James Turner**  
 Milwaukee Brewers, 1923  
**Matt Ulrich**  
 Indianapolis Colts, 2005-07  
**Frederick Vanzo**  
 Detroit Lions, 1938-41  
 Chicago Cardinals, 1941  
**Mike Varty**  
 Washington Redskins, 1974  
 Baltimore Colts, 1975  
**Marvin Ward**  
 Buffalo Bills, 2005  
 Minnesota Vikings, 2005  
**Harold Weldin**  
 St. Louis Gunners, 1934  
**Norm Wells**  
 Dallas Cowboys, 1980  
**Ray Wietecha**  
 New York Giants, 1953-62  
**Len Williams**  
 Las Vegas Possee, 1994  
 Baltimore CFL Colts, 1995  
**Fred Williamson**  
 Pittsburgh Steelers, 1960  
 Oakland Raiders, 1961-64  
 Kansas City Chiefs, 1965-67  
**Larry Wood**  
 Toronto Argonauts, 1962  
**Corey Wootton**  
 Chicago Bears, 2010-  
**Jason Wright**  
 San Francisco 49ers, 2004  
 Atlanta Falcons, 2004-05  
 Cleveland Browns, 2005-08  
 Arizona Cardinals, 2009-10  
**George Zorich**  
 Chicago Bears, 1944-46  
 Miami Seahawks, 1946  
 Baltimore Colts, 1947



Year	Rd.	Pick	No.	Name	Team	Pos.	Year	Rd.	Pick	No.	Name	Team	Pos.
2012	7	26	233	Drake Dunsmore	Tampa Bay Buccaneers	TE	1980	12	25	330	Norm Wells	Dallas Cowboys	DE
	7	28	235	Jeremy Ebert	New England Patriots	WR	1978	6	15	153	Tony Ardizzone	Detroit Lions	G
2010	4	11	109	Corey Wootton	Chicago Bears	DE	1977	5	5	117	Randy Dean	New York Giants	QB
	4	24	122	Mike Kafka	Philadelphia Eagles	QB		6	13	152	Pete Shaw	San Diego Chargers	DB
	5	13	144	Sherrick McManis	Houston Texans	CB		7	7	174	Greg Boykin	New Orleans Saints	RB
2006	4	27	124	Barry Cofield	New York Giants	DL	1976	12	23	342	Darryl Brandford	Miami Dolphins	DT
	7	2	210	Zach Strief	New Orleans Saints	OT	1975	17	3	419	Mitch Anderson	Atlanta Falcons	QB
	7	13	221	Tim McGarigle	St. Louis Rams	LB	1974	3	12	64	Steve Craig	Minnesota Vikings	TE
2005	1	28	28	Luis Castillo	San Diego Chargers	DT		5	19	123	Pete Wessel	Los Angeles Raiders	DB
	3	30	93	Trai Essex	Pittsburgh Steelers	T		7	24	180	Mike Varty	Washington Redskins	LB
	6	30	244	Noah Herron	Pittsburgh Steelers	RB	1973	3	13	65	Jim Lash	Minnesota Vikings	WR
2003	4	36	133	Austin King	Tampa Bay Buccaneers	C		14	20	358	James Anderson	Green Bay Packers	DT
2002	1	23	23	Napoleon Harris	Oakland Raiders	LB	1972	7	6	162	Eric Hutchinson	Houston Oilers	DB
	4	3	101	Kevin Bentley	Cleveland Browns	LB		9	19	227	Jerry Brown	San Francisco 49ers	DB
	5	35	170	Sam Simmons	Miami Dolphins	WR	1971	5	16	120	Mike Adamle	Kansas City Chiefs	RB
2001	7	10	210	Harold Blackmon	Seattle Seahawks	DB		8	16	198	Rick Telander	Kansas City Chiefs	DB
	7	31	231	Dwayne Missouri	Baltimore Ravens	DE		11	14	274	Mike Sikich	Cleveland Browns	G
2000	5	35	164	Jay Tant	Arizona Cardinals	TE		12	1	287	John Rodman	New England Patriots	T
1999	2	4	35	Barry Gardner	Philadelphia Eagles	LB	1969	4	23	101	Jack Rudnay	Kansas City Chiefs	C
	3	10	71	D'Wayne Bates	Chicago Bears	WR		17	7	423	Chico Kurzawski	New Orleans Saints	DB
	4	17	112	Sean Bennett	New York Giants	RB	1968	11	11	284	Tom Garretson	Washington Redskins	DB
1998	5	11	134	Casey Dailey	New York Jets	LB	1967	1	11	11	Cas Banaszek	San Francisco 49ers	TE
	6	18	171	Nathan Strikwerda	Miami Dolphins	C		3	23	76	Phil Clark	Dallas Cowboys	DB
1997	4	9	105	Darnell Autry	Chicago Bears	RB		6	11	144	John McCambridge	Detroit Lions	DE
	6	1	164	Tim Scharf	New York Jets	LB		7	26	185	Bob McKelvey	New Orleans Saints	RB
	7	2	203	Hudhaifa Ismaeli	Miami Dolphins	DB		8	10	195	Roger Murphy	Chicago Bears	WR
1995	2	1	33	Matt O'Dwyer	New York Jets	G		10	5	242	Woodrow Campbell	Houston Oilers	RB
	5	1	135	Michael Senters	Carolina Panthers	WR		17	7	426	Ken Ramsey	Detroit Lions	DT
1994	3	21	86	Steve Shine	Cincinnati Bengals	LB	1966	9	13	138	Ron Rector	Green Bay Packers	RB
	6	26	187	Lee Gissendaner	Houston Oilers	WR		14	12	212	Mike Buckner	Chicago Bears	DB
1992	7	3	171	Darryl Ashmore	Los Angeles Rams	T	1965	2	2	16	Joe Cerne	San Francisco 49ers	C
1991	12	4	310	Bob Christian	Atlanta Falcons	RB		4	4	46	Tommy Myers	Detroit Lions	QB
1989	7	1	168	Kevin Peterson	Dallas Cowboys	LB		13	12	180	Steve Murphy	St. Louis Rams	RB
	9	25	248	Byron Sanders	Chicago Bears	RB		18	3	241	Mike Schwager	Chicago Bears	T
	11	16	295	Mike Baum	Seattle Seahawks	DE	1964	7	14	98	Chuck Logan	Chicago Bears	E
1987	10	7	258	Curtis Duncan	Houston Oilers	WR		14	13	195	Tom O'Grady	Green Bay Packers	E
1986	11	17	294	Tom Flaherty	Cincinnati Bengals	LB		15	14	210	George Burman	Chicago Bears	T
1985	3	27	83	Alex Moyer	Miami Dolphins	LB	1963	4	2	44	Paul Flatley	Minnesota Vikings	E
	9	2	226	Steve Tasker	Houston Oilers	WR		5	7	63	Jack Cverko	Green Bay Packers	G
	9	14	238	Keith Cruise	Cincinnati Bengals	DE		7	13	97	Burt Petkus	New York Giants	G
	11	21	301	Kevin Brown	Los Angeles Rams	DB	1962	1	6	6	Fate Echols	St. Louis Cardinals	T
1984	2	5	33	Mike Guendling	San Diego Chargers	LB		8	12	110	Larry Onesti	Chicago Bears	C
	5	16	128	John Kidd	Buffalo Bills	P		20	11	277	Paul Flatley	Cleveland Browns	B
1983	1	4	4	Chris Hinton	Denver Broncos	T							
1982	12	22	328	Rob Taylor	Philadelphia Eagles	T							



**STEVE TASKER** was a ninth round pick by the Houston Oilers in 1985 before spending 12 years with Buffalo. He is regarded as the NFL's greatest special teams player of all time. A seven-time Pro Bowler, Tasker is a 2007 Bills' Wall of Fame inductee.



**BARRY COFIELD**, a fourth-round selection of the New York Giants in 2006, won the 2008 Super Bowl with the club as a starter on the interior of the defensive line.

Year	Rd.	Pick	No.	Name	Team	Pos.	Year	Rd.	Pick	No.	Name	Team	Pos.
1961	2	4	18	Elbert Kimbrough	Los Angeles Rams	E	1947	1	10	10	Vic Schwall	New York Giants	B
	6	5	75	Larry Wood	Los Angeles Rams	B		6	3	38	Frank Aschenbrenner	Pittsburgh Steelers	B
	6	13	83	Dick Thornton	St. Louis Cardinals	QB		7	7	52	Dick Connors	Green Bay Packers	B
	7	9	93	Ray Purdin	San Francisco 49ers	B		8	5	60	George Maddock	Chicago Cardinals	T
	7	14	98	Irv Cross	Philadelphia Eagles	B		11	6	91	Alex Sarkisian	Philadelphia Eagles	C
	12	8	162	Mike Stock	St. Louis Cardinals	B		26	10	245	Max Morris	Chicago Bears	B
	20	7	273	Albert Kimbrough	Baltimore Colts	B		30	5	280	Jerry Carle	Green Bay Packers	B
1960	1	9	9	Ron Burton	Philadelphia Eagles	HB		31	2	287	Vince DiFrancesca	Pittsburgh Steelers	G
	4	3	39	Jim Andreotti	Detroit Lions	C	1946	8	8	68	Jim Lecture	Philadelphia Eagles	G
	9	2	98	Dewitt Hoopes	St. Louis Cardinals	T		17	5	155	Ray Justak	New York Giants	G
1959	5	7	55	Andy Cverko	Green Bay Packers	C		24	1	221	Jack McKenzie	Chicago Cardinals	B
	8	2	86	Wilmer Fowler	Philadelphia Eagles	B		24	7	227	Bob Funderberg	Detroit Lions	B
1958	27	4	317	Ben Napolski	Chicago Bears	E		30	4	284	Harry Franck	Chicago Bears	B
	28	3	328	Gene Gossage	Philadelphia Eagles	T	1945	8	10	75	Nick Vodick	New York Giants	B
1957	23	8	273	Al Viola	Washington Redskins	G		11	6	104	Mack Creger	Washington Redskins	B
	30	5	354	Bob McKiever	Cleveland Browns	B		31	3	321	Ben Schadler	Detroit Lions	B
1956	28	1	326	John Smith	Detroit Lions	G	1944	1	4	4	Otto Graham	Detroit Lions	QB
	29	4	341	Jim Troglio	Chicago Cardinals	B		16	8	161	Ed (Buckets) Hirsch	Chicago Bears	B
1955	13	7	152	John Damore	New York Giants	C		21	3	211	Alex Kapter	Detroit Lions	G
1954	22	4	257	Joe Collier	New York Giants	E		21	7	215	Bill Ivy	Washington Redskins	T
	30	7	356	Don Rondou	Washington Redskins	B		23	1	231	Don Buffmire	Chicago Cardinals	B
1953	15	5	174	Ralph Jecha	Chicago Bears	G		26	8	271	Harry Franck	Chicago Bears	B
	20	8	237	Ray Huizinga	San Francisco 49ers	T		29	1	297	Vince DiFrancesca	Chicago Cardinals	T
	30	1	350	Tom Roche	Baltimore Colts	T	1943	9	10	80	Bob Motl	Washington Redskins	E
	30	8	357	Chuck Hren	Philadelphia Eagles	B		16	4	144	Nick Burke	Chicago Cardinals	G
1952	9	6	103	Dick Alban	Washington Redskins	B		28	8	268	Bud Hasse	Green Bay Packers	E
	13	7	152	Rich Athan	Chicago Bears	B	1942	2	5	15	Alf Bauman	Detroit Lions	T
1951	3	4	30	Art Murakowski	Detroit Lions	B		14	6	126	Bill deCorrvant	Washington Redskins	B
	14	12	171	Rudy Cernoch	Cleveland Browns	T		17	2	152	Don Clawson	Los Angeles Rams	B
	16	4	187	Gene Miller	Chicago Cardinals	B		19	9	179	George Benson	Green Bay Packers	B
	25	10	301	Johnny Miller	Chicago Bears	B	1941	11	7	97	Paul Heimenz	Green Bay Packers	C
1950	3	4	31	Art Murakowski	Detroit Lions	B		14	3	123	Joe Lokanc	Chicago Cardinals	G
	6	6	72	Gasper Perricone	Chicago Bears	B		18	8	168	Ollie Hahnenstein	Chicago Bears	B
	12	6	150	Ray Wietecha	New York Giants	C	1940	3	5	20	Johnny Haman	Los Angeles Rams	C
	15	4	187	Tom Worthington	Detroit Lions	B		11	4	94	Nick Cutlich	Brooklyn Dodgers	T
	18	13	235	Ed Tunnicliff	Philadelphia Eagles	B		11	9	99	Don Guritz	Green Bay Packers	G
	19	8	243	Loran Day	Chicago Cardinals	B	1939	15	6	136	Bob Voigts	Chicago Bears	T
	23	5	292	Joe Zuravleff	Washington Redskins	E	1938	3	8	23	Fred Vanzo	New York Giants	B
	28	13	365	Don Burson	Philadelphia Eagles	B		7	7	57	Johnny Kovatch	Green Bay Packers	E
1949	12	4	115	George Sundheim	New York Giants	B	1937	5	9	49	Dewitt Gibson	Green Bay Packers	T
1948	9	6	71	Ken Wiltgen	New York Giants	E		8	3	73	Steve Reid	Brooklyn Dodgers	G
								8	8	78	Steve Toth	Chicago Bears	B
							1936	4	2	29	Paul Tangora	Washington Redskins	G
								8	7	70	Wally Cruice	Green Bay Packers	B



**CHRIS HINTON** (left) and **OTTO GRAHAM** (right) are Northwestern's two highest draft picks, both taken fourth overall in their respective drafts. Hinton, selected in 1983, played with three different teams before retiring in 1995 as a seven-time Pro Bowler. "Automatic" Otto was taken fourth overall by the Detroit Lions in 1944, but after serving in the United States Coast Guard he began his career with the Cleveland Browns in 1946. Graham is considered the greatest winner in the history of professional sports after leading the Browns to 10 championship games in his 10 pro seasons, winning seven titles.







---

# RECORD BOOK

---

TOTAL OFFENSE.....	112
RUSHING.....	113-114
PASSING.....	115-116
RECEIVING.....	117-118
ALL-PURPOSE YARDS.....	119-120
PUNT RETURNS.....	121
KICKOFF RETURNS.....	122
PUNTING.....	123
SCORING.....	124-126
DEFENSE.....	127-129
TEAM OFFENSE/TEAM DEFENSE.....	130-131





# TOTAL OFFENSE

## Rush-Pass Plays

Game: 98, Mike Kafka vs. Auburn, 2010 • ★  
Season: 642, Mike Kafka, 2010  
Career: 1,975, Brett Basanez, 2002-05

## Total Net Yards

Game: 562, Mike Kafka vs. Auburn, 2010  
Season: 4,045, Brett Basanez, 2005  
Career: 11,576, Brett Basanez, 2002-05

## Most Offensive Yards Gained by a Freshman

Game: 431, Sandy Schwab vs. Michigan, 1982  
Season: 2,555, Sandy Schwab, 1982

## Most Offensive Yards Gained In First Game of Career

298, Tom Myers vs. South Carolina, 1962

• Denotes NCAA FBS Record

## SINGLE-SEASON BESTS

### Total Offensive Yards

Player	Year	Plays	Yards	Avg.
1. Brett Basanez	2005	610	4,045	6.6
2. Mike Kafka	2009	642	3,725	5.8
3. C.J. Bachér	2007	607	3,687	6.1
4. Zak Kustok	2001	579	3,272	5.7
5. Dan Persa	2010	466	3,100	6.7
6. Brett Basanez	2004	543	3,096	5.7
7. Zak Kustok	2000	529	2,894	5.5
8. C.J. Bachér	2008	492	2,662	5.4
9. Steve Schnur	1996	437	2,600	5.9
10. Sandy Schwab	1982	504	2,555	5.1

## CAREER TOTAL OFFENSE YARDS

Player	Years	Plays	Yards	Avg.	Y/G
1. Brett Basanez	2002-05	1,975	11,576	5.9	246.3
2. Len Williams	1990-93	1,614	8,029	5.0	186.7
3. C.J. Bachér	2005-08	1,313	7,571	5.8	222.7
4. Zak Kustok	1999-01	1,353	7,116	5.3	237.2
5. Mike Greenfield	1984-87	1,415	6,707	4.7	172.0
6. Dan Persa	2008-11	927	5,897	6.4	143.8
7. Steve Schnur	1993-96	949	5,542	5.8	142.1
8. Sandy Schwab	1982-85	1,189	5,401	4.5	168.8
9. Mike Kafka	2006-09	905	5,152	5.7	171.7
10. Damien Anderson	1998-01	953	4,485	4.7	104.3
11. Maurie Daigneau	1969-71	806	3,930	4.9	126.8
12. Mike Kerrigan	1979-81	918	3,856	4.2	120.5
13. Darnell Autry	1994-96	787	3,793	4.8	111.6
14. Tom Myers	1962-64	636	3,496	5.5	129.5
15. Mitch Anderson	1972-74	775	3,366	4.3	102.0

## SINGLE-GAME BESTS

### Total Offensive Yards

1. 562	Mike Kafka vs. Auburn, 2010
2. 548	Brett Basanez vs. TCU, 2004
3. 532	Zak Kustok vs. Bowling Green, 2001
4. 525	C.J. Bachér vs. Michigan State, 2007
5. 506	Brett Basanez vs. Purdue, 2005
6. 491	C.J. Bachér vs. Minnesota, 2007
7. 448	Brett Basanez vs. UCLA, 2005
8. 446	Mike Greenfield vs. Northern Illinois, 1985
9. 431	Sandy Schwab vs. Michigan, 1982
10. 430	Brett Basanez vs. Wisconsin, 2005

## CAREER TOTAL OFFENSE LEADERS YEAR-BY-YEAR LOOK AT NU'S TOP 10

<b>1. Brett Basanez.....11,576</b>	<b>6. Dan Persa.....5,897</b>
Year Rush Pass Total	Year Rush Pass Total
2002 96 2,204 2,300	2008 -2 0 -2
2003 219 1,916 2,135	2009 167 224 391
2004 258 2,838 3,096	2010 519 2,581 3,100
2005 423 3,622 4,045	2011 32 2,376 2,408
<b>Totals 996 10,580 11,576</b>	<b>Totals 716 5,181 5,897</b>
<b>2. Len Williams .....8,029</b>	<b>7. Steve Schnur.....5,542</b>
Year Rush Pass Total	Year Rush Pass Total
1990 140 1,700 1,840	1993 -27 289 262
1991 207 1,630 1,837	1994 -37 899 862
1992 119 2,110 2,229	1995 26 1,792 1,818
1993 76 2,047 2,123	1996 -32 2,632 2,600
<b>Totals 542 7,487 8,029</b>	<b>Totals -70 5,612 5,542</b>
<b>3. C.J. Bachér .....7,571</b>	<b>8. Sandy Schwab.....5,401</b>
Year Rush Pass Total	Year Rush Pass Total
2005 25 59 84	1982 -180 2,735 2,555
2006 -34 1,172 1,138	1983 -75 1,838 1,763
2007 31 3,656 3,687	1984 -16 845 829
2008 230 2,432 2,662	1985 -7 261 254
<b>Totals 252 7,319 7,571</b>	<b>Totals -278 5,679 5,401</b>
<b>4. Zak Kustok.....7,116</b>	<b>9. Mike Kafka.....5,152</b>
Year Rush Pass Total	Year Rush Pass Total
1999 209 741 950	2006 263 494 757
2000 505 2,389 2,894	2007 8 11 19
2001 580 2,692 3,272	2008 321 330 651
<b>Totals 1,294 5,822 7,116</b>	2009 295 3,430 3,725
<b>5. Mike Greenfield.....6,707</b>	<b>Totals 887 4,265 5,152</b>
Year Rush Pass Total	<b>10. Damien Anderson.....4,485</b>
1984 -9 733 724	Year Rush Pass Total
1985 70 2,152 2,222	1998 537 0 537
1986 418 1,653 2,071	1999 1,128 0 1,128
1987 425 1,265 1,690	2000 2,063 0 2,063
<b>Totals 904 5,803 6,707</b>	2001 757 0 757
	<b>Totals 4,485 0 4,485</b>

## YEAR-BY-YEAR TOTAL OFFENSE LEADERS

Year	Player	Yards	Year	Player	Yards
1937	Don Heap	657	1974	Mitch Anderson	1,109
1938	Ollie Hahnenstein	517	1975	Randy Dean	1,299
1939	Bill DeCorrevont	498	1976	Randy Dean	1,561
1940	Bill DeCorrevont	449	1977	Scott Stranski	640
1941	Otto Graham	856	1978	Kevin Strasser	1,306
1942	Otto Graham	1,326	1979	Mike Kerrigan	895
1943	Otto Graham	756	1980	Mike Kerrigan	1,789
1944	John Yungwirth	613	1981	Mike Kerrigan	1,172
1945	James Farrar	713	1982	Sandy Schwab	2,555
1946	Art Murakowski	416	1983	Sandy Schwab	1,763
1947	Don Burson	404	1984	Sandy Schwab	829
1948	Art Murakowski	622	1985	Mike Greenfield	2,222
1949	Don Burson	775	1986	Mike Greenfield	2,071
1950	Dick Flowers	1,025	1987	Mike Greenfield	1,690
1951	Bob Burson	786	1988	Greg Bradshaw	1,687
1952	Dick Thomas	1,208	1989	Tim O'Brien	2,262
1953	Dick Thomas	931	1990	Len Williams	1,840
1954	Dale Pienta	411	1991	Len Williams	1,837
1955	Dale Pienta	366	1992	Len Williams	2,229
1956	Bob McKeiver	592	1993	Len Williams	2,123
1957	Ron Burton	389	1994	Steve Schnur	899
1958	Dick Thornton	1,078	1995	Steve Schnur	1,818
1959	John Talley	805	1996	Steve Schnur	2,600
1960	Dick Thornton	997	1997	Tim Hughes	1,788
1961	Tom O'Grady	571	1998	Gavin Hoffman	2,044
1962	Tom Myers	1,435	1999	Damien Anderson	1,312
1963	Tom Myers	1,292	2000	Zak Kustok	2,894
1964	Tom Myers	769	2001	Zak Kustok	3,272
1965	Bob McKelvey	578	2002	Brett Basanez	2,300
1966	Bill Melzer	1,170	2003	Brett Basanez	2,135
1967	Bill Melzer	1,205	2004	Brett Basanez	3,096
1968	Dave Shelbourne	1,514	2005	Brett Basanez	4,045
1969	Maurie Daigneau	1,051	2006	C.J. Bachér	1,138
1970	Mike Adamle	1,325	2007	C.J. Bachér	3,687
1971	Maurie Daigneau	1,678	2008	C.J. Bachér	2,662
1972	Mitch Anderson	1,174	2009	Mike Kafka	3,725
1973	Mitch Anderson	1,083	2010	Dan Persa	3,100
			2011	Dan Persa	2,408
			2012	Kain Colter	1,763

## CAREER RUSHING YARDAGE LEADERS

<b>1. Damien Anderson..... 4,485</b>				<b>6. Noah Herron..... 2,524</b>			
Year	Att.	Yards	Avg.	Year	Att.	Yards	Avg.
1998	164	537	3.3	2001	3	39	13.0
1999	306	1,128	3.7	2002	66	365	5.5
2000	311	2,063	6.6	2003	119	739	6.2
2001	172	757	4.4	2004	274	1,381	5.0
<b>Totals</b>	<b>953</b>	<b>4,485</b>	<b>4.7</b>	<b>Totals</b>	<b>462</b>	<b>2,524</b>	<b>5.5</b>
<b>2. Tyrell Sutton..... 3,886</b>				<b>7. Greg Boykin..... 2,465</b>			
Year	Att.	Yards	Avg.	Year	Att.	Yards	Avg.
2005	250	1,474	5.9	1972	159	625	3.9
2006	189	1,000	5.3	1973	98	350	3.6
2007	108	522	4.8	1975	239	1,105	4.6
2008	184	890	4.8	1976	105	385	3.7
<b>Totals</b>	<b>731</b>	<b>3,886</b>	<b>5.3</b>	<b>Totals</b>	<b>601</b>	<b>2,465</b>	<b>4.1</b>
<b>3. Darnell Autry..... 3,793</b>				<b>8. Mike Adamle..... 2,015</b>			
Year	Att.	Yards	Avg.	Year	Att.	Yards	Avg.
1994	120	556	4.6	1968	39	94	2.4
1995	387	1,785	4.6	1969	140	666	4.8
1996	280	1,452	5.2	1970	304	1,255	4.1
<b>Totals</b>	<b>787</b>	<b>3,793</b>	<b>4.8</b>	<b>Totals</b>	<b>483</b>	<b>2,015</b>	<b>4.2</b>
<b>4. Bob Christian..... 2,643</b>				<b>9. Stanley Davenport..... 1,946</b>			
Year	Att.	Yards	Avg.	Year	Att.	Yards	Avg.
1987	0	0	—	1984	84	244	2.9
1988	98	413	4.2	1985	149	598	4.0
1989	277	1,291	4.7	1986	181	703	3.9
1990	237	939	4.0	1987	108	401	3.7
<b>Totals</b>	<b>612</b>	<b>2,643</b>	<b>4.3</b>	<b>Totals</b>	<b>522</b>	<b>1,946</b>	<b>3.7</b>
<b>5. Jason Wright..... 2,625</b>				<b>10. Byron Sanders..... 1,840</b>			
Year	Att.	Yards	Avg.	Year	Att.	Yards	Avg.
2000	0	0	—	1987	187	778	4.2
2001	3	3	1.0	1988	264	1,062	4.0
2002	219	1,234	5.6	<b>Totals</b>	<b>451</b>	<b>1,840</b>	<b>4.1</b>
2003	267	1,388	5.2				
<b>Totals</b>	<b>489</b>	<b>2,625</b>	<b>5.4</b>				

## CAREER RUSHING TOUCHDOWN LEADERS

<b>1. Damien Anderson, 38</b>		<b>6. Kain Colter, 23</b>	
1998.....	4	2010.....	2
1999.....	3	2011.....	9
2000.....	23	2012.....	12
2001.....	8	<b>Total.....</b>	<b>23</b>
<b>Total.....</b>	<b>38</b>		
<b>2. Darnell Autry, 35</b>		<b>7. Zak Kustok, 22</b>	
1994.....	1	1999.....	2
1995.....	17	2000.....	9
1996.....	17	2001.....	11
<b>Total.....</b>	<b>35</b>	<b>Total.....</b>	<b>22</b>
<b>3. Jason Wright, 32</b>		<b>8. Ron Burton, 21</b>	
2000.....	0	1957.....	3
2001.....	0	1958.....	12
2002.....	12	1959.....	6
2003.....	20	<b>Total.....</b>	<b>21</b>
<b>Total.....</b>	<b>32</b>		
<b>4. Tyrell Sutton, 31</b>		<b>9. Bob Christian, 20</b>	
2005.....	16	1987.....	0
2006.....	5	1988.....	4
2007.....	4	1989.....	10
2008.....	6	1990.....	6
<b>Total.....</b>	<b>31</b>	<b>Total.....</b>	<b>20</b>
<b>5. Noah Herron, 26</b>		<b>10. Brett Basanez, 18</b>	
2001.....	0	2002.....	4
2002.....	7	2003.....	2
2003.....	5	2004.....	5
2004.....	14	2005.....	7
<b>Total.....</b>	<b>26</b>	<b>Total.....</b>	<b>18</b>
		<b>10. Greg Boykin, 18</b>	
		Year.....	TDs
		1973.....	3
		1975.....	9
		1976.....	0
		<b>Total.....</b>	<b>18</b>

### Rushing Attempts

Game: 48, Mike Adamle vs. Minnesota, 1970

Season: 387, Darnell Autry, 1995

Career: 953, Damien Anderson, 1998-01

*Attempts Per Game*

Season: 32.3, Darnell Autry, 1995

Career: 23.1, Darnell Autry, 1994-96

### Net Rushing Yards

Game: 316, Mike Adamle vs. Wisconsin, 1969

Season: 2,063, Damien Anderson, 2000

Career: 4,485, Damien Anderson, 1998-01

In First Game of Career: 192, Bill Swingle vs. Boston College, 1961

*By a Freshman*

Game: 244, Tyrell Sutton vs. Wisconsin, 2005

Season: 1,474, Tyrell Sutton, 2005

*By a Quarterback*

Game: 217, Mike Kafka vs. Minnesota, 2008

Season: 891, Kain Colter, 2012

Career: 1,681, Kain Colter, 2010-present

### Rushing Yards Per Game

Season: 171.9, Damien Anderson, 2000

Career: 111.6, Darnell Autry, 1994-96

### Rushing Yards Per Attempt

Game: (minimum 25 rushes) 8.8, Damien Anderson vs. MSU, 2000

Season: (minimum 225 rushes) 6.6, Damien Anderson, 2000

Career: (minimum 450 rushes) 5.5, Noah Herron, 2001-04

### Most Rushing Yards Gained in Consecutive Games

Two Games: 511, Damien Anderson vs. Michigan State and Indiana, 2000

Three Games: 685, Damien Anderson vs. Wisconsin, Michigan State and Indiana, 2000

Four Games: 809, Damien Anderson vs. Minnesota, Michigan, Iowa, Illinois, 2000

Five Games: 1,064, Damien Anderson vs. MSU, Indiana, Purdue, Minnesota, Michigan, 2000

### Longest Rushing Plays

1. 95, Bill Swingle vs. Boston College, 1961

2. 91, Tiny Lewis vs. South Dakota, 1927

3. 90, Alton Johnson vs. Chicago, 1898

4. 89, Stanley Davenport vs. Iowa, 1986

5. 85, Pay Purdin vs. Michigan, 1959

85, Albert Potter vs. Illinois, 1896

7. 81, Vic Schwall vs. Ohio State, 1946

8. 80, Ricky Edwards vs. Northern Illinois, 1982

80, Ollie Hahnenstein vs. Michigan, 1940

80, Mike Trumpy vs. Illinois, 2010

80, Venric Mark vs. Nebraska, 2012

### Rushing Touchdowns

*By a Freshman*

Game: 4, Tyrell Sutton vs. Northern Illinois, 2005

Season: 16, Tyrell Sutton vs. Northern Illinois, 2005

*By a Quarterback*

Season: 12, Kain Colter, 2012

Career: 23, Kain Colter, 2010-present





**DARNELL AUTRY** holds five NU rushing records.



**DAMIEN ANDERSON** set 10 NU rushing records during the 2000 season.

## YEAR-BY-YEAR RUSHING LEADERS

Year	Player	Rushes	Yds.	Avg.	Year	Player	Rushes	Yds.	Avg.
1937	Don Heap	NA	564	NA	1974	Jim Pooler	216	949	4.4
1938	Ollie Hahnenstein	65	405	6.2	1975	Greg Boykin	239	1,105	4.6
1939	Don Clawson	81	341	4.2	1976	Pat Geegan	154	537	3.5
1940	Don Clawson	NA	418	NA	1977	Dave Mishler	115	520	4.5
1941	Bill DeCorrevont	76	344	4.5	1978	Mike Cammon	73	322	4.4
1942	Ed Hirsch	119	438	4.7	1979	Jeff Cohn	117	426	3.6
1943	Otto Graham	NA	335	NA	1980	Jeff Cohn	137	503	3.7
1944	Henry Altepeter	NA	301	NA	1981	Jim Browne	52	162	3.1
1945	Dick Conners	116	671	5.8	1982	Ricky Edwards	157	688	4.4
1946	Art Murakowski	NA	416	NA	1983	Ricky Edwards	183	561	3.1
1947	Art Murakowski	NA	367	NA	1984	Casey Cummings	79	386	4.9
1948	Art Murakowski	119	622	5.1	1985	Stanley Davenport	149	598	4.0
1949	Gasper Perricone	98	556	5.6	1986	Stanley Davenport	181	703	3.9
1950	Rich Athan	170	688	4.1	1987	Byron Sanders	187	778	4.2
1951	Chuck Hren	133	539	4.1	1988	Byron Sanders	264	1,062	4.0
1952	Bob Lauter	NA	488	NA	1989	Bob Christian	277	1,291	4.7
1953	Jim Troglio	50	312	6.2	1990	Bob Christian	237	939	4.0
1954	Bob Lauter	NA	371	NA	1991	Eric Dixon	64	227	3.5
1955	Jim Troglio	66	287	4.3	1992	Len Williams	148	119	0.8
1956	Bob McKeiver	115	592	5.2	1993	Robbie Glanton	36	159	4.4
1957	Ron Burton	74	389	5.2	1994	Darnell Autry	120	556	4.6
1958	Ron Burton	141	613	4.3	1995	Darnell Autry	387	1,785	4.6
1959	Mike Stock	109	400	3.7	1996	Darnell Autry	280	1,452	5.2
1960	Mike Stock	133	536	4.0	1997	Adrian Autry	244	1,049	4.3
1961	Bill Swingle	79	483	6.1	1998	Damien Anderson	164	537	3.3
1962	Willie Stinson	NA	418	NA	1999	Damien Anderson	306	1,128	3.7
1963	Willie Stinson	115	368	4.0	2000	Damien Anderson	311	2,063	6.6
1964	Steve Murphy	109	377	3.5	2001	Damien Anderson	172	757	4.4
1965	Bob McKelvey	175	587	3.4	2002	Jason Wright	219	1,234	5.6
1966	Bob McKelvey	128	459	3.6	2003	Jason Wright	267	1,388	5.2
1967	Bob Olson	143	507	3.5	2004	Noah Herron	274	1,381	5.0
1968	Bob Olson	90	342	3.8	2005	Tyrell Sutton	250	1,474	5.9
1969	Mike Adamle	140	666	4.8	2006	Tyrell Sutton	189	1,000	5.3
1970	Mike Adamle	304	1,255	4.1	2007	Tyrell Sutton	108	522	4.8
1971	Al Robinson	277	881	3.2	2008	Tyrell Sutton	184	890	4.8
1972	Greg Boykin	159	625	3.9	2009	Arby Fields	82	302	3.7
1973	Stan Key	197	894	4.5	2010	Mike Trumpy	116	530	4.6
					2011	Kain Colter	135	654	4.8
					2012	Venric Mark	226	1,366	6.0

## SINGLE-SEASON RUSHING BESTS

### Net Yards Rushing

	Player	Year	Att.	Yards	Avg.
1.	Damien Anderson	2000	311	2,063	6.6
2.	Darnell Autry	1995	387	1,785	4.6
3.	Tyrell Sutton	2005	250	1,474	5.9
4.	Darnell Autry	1996	280	1,452	5.2
5.	Jason Wright	2003	267	1,388	5.2
6.	Noah Herron	2004	274	1,381	5.0
7.	Venric Mark	2012	226	1,366	6.0
8.	Bob Christian	1989	277	1,291	4.7
9.	Mike Adamle	1970	304	1,255	4.1
10.	Jason Wright	2002	219	1,234	5.6

### Rushing Touchdowns

	Player	Year	TD
1.	Damien Anderson	2000	23
2.	Jason Wright	2003	20
3.	Darnell Autry	1995	17
	Darnell Autry	1996	17
5.	Tyrell Sutton	2005	16
6.	Noah Herron	2004	14
7.	Kain Colter	2012	12
	Venric Mark	2012	12
	Jason Wright	2002	12
	Ron Burton	1958	12

## SINGLE-GAME RUSHING BESTS

### Net Yards Rushing

1. 316, Mike Adamle vs. Wisconsin, 1969
2. 295, Byron Sanders vs. Minnesota, 1987
3. 292, Damien Anderson vs. Indiana, 2000
4. 268, Damien Anderson vs. Michigan, 2000
5. 251, Jason Wright vs. Illinois, 2003
6. 244, Tyrell Sutton vs. Wisconsin, 2005
7. 240, Darnell Autry vs. Iowa, 1996
8. 237, Jason Wright vs. Bowling Green, 2003
9. 230, Damien Anderson vs. Minnesota, 2000
10. 226, Darnell Autry vs. Purdue, 1995

### Rushing Touchdowns

1. 4, Mike Adamle vs. Minnesota, 1970
- 4, Darnell Autry vs. Iowa, 1996
- 4, Damien Anderson vs. Indiana, 2000
- 4, Damien Anderson vs. Illinois, 2000
- 4, Damien Anderson vs. Duke, 2001
- 4, Jason Wright vs. Indiana, 2002
- 4, Jason Wright vs. Kansas, 2003
- 4, Jason Wright vs. Indiana, 2003
- 4, Jason Wright vs. Illinois, 2003
- 4, Tyrell Sutton vs. Northern Illinois, 2005
- 4, Kain Colter vs. Indiana, 2012

## Passing Attempts

Game: 78, Mike Kafka vs. Auburn, 2010  
Season: 521, C.J. Bachér, 2007  
Career: 1,584, Brett Basanez, 2002-05

## Passing Completions

Game: 47, Mike Kafka vs. Auburn, 2010  
Season: 319, Mike Kafka, 2009  
Career: 913, Brett Basanez, 2002-05

## Passing Yards

Half: 367, Mike Greenfield vs. Northern Illinois, 1985  
Game: 532, Mike Kafka vs. Auburn, 2010  
Season: 3,656, C.J. Bachér, 2007  
Career: 10,580, Brett Basanez, 2002-05  
First Game of Career: 275, Tom Myers vs. South Carolina, 1962

## Passing Yards Per Attempt

Season: 7.4, Len Williams, 1992  
Career: 7.2, Dick Thomas, 1952-53

## Passing Efficiency Rating

Season: 159.0, Dan Persa, 2010  
Career: 157.47, Dan Persa, 2008-2011

## Passing Yards Per Completion

Season: 14.0, Maurie Daigneau, 1970  
Career: 14.2, Maurie Daigneau, 1969-71

## Most Passing Yards Gained in Consecutive Games

Two Games:  
990, C.J. Bachér vs. Michigan State and Minnesota, 2007  
Three Games:  
1,351, C.J. Bachér vs. Michigan State, Minnesota and Eastern Michigan, 2007  
Four Games:  
1,640, C.J. Bachér vs. Michigan, Michigan State, Minnesota and Eastern Michigan, 2007  
Five Games:  
1,848, C.J. Bachér vs. Michigan, Michigan State, Minnesota, E. Michigan and Purdue, 2007

## Touchdown Passes

Half: 4 (second), C.J. Bachér vs. Michigan State, 2007  
Game: 5, Mitch Anderson vs. Minnesota, 1973; & C.J. Bachér vs. Michigan State, 2007  
Season: 21, Brett Basanez, 2005  
Career: 44, Brett Basanez, 2002-05 & Len Williams, 1990-93

First Game of Career: 2, Gavin Hoffman vs. UNLV, 1998; Sandy Schwab vs. Illinois, 1982; Tom Myers vs. South Carolina, 1962

## By a Freshman

Game: 3, Gavin Hoffman vs. Hawaii, 1998; Gavin Hoffman vs. Purdue, 1998; Sandy Schwab vs. Ohio State, 1982  
Season: 14, Sandy Schwab, 1982

## Consecutive Games

**Throwing a TD Pass**  
Season: 12, Zak Kustok, 2000  
Career: 24, Zak Kustok, 1999-01  
**Most Touchdown Passes by a Tandem**  
Season: 12, Steve Schnur and D'Wayne Bates, 1996  
Career: 17, Steve Schnur and D'Wayne Bates, 1995-96

## Passing Completion Percentage

Game (min. 30 atts.): 83.3 (35-42), Mike Kafka vs. Syracuse, 2009  
Season (min. 300 atts.): 73.5 (222-302), Dan Persa, 2010  
Career (min. 400 atts.): 72.7 (460-633), Dan Persa, 2009-11

## SINGLE-GAME BESTS

### Yards Passing

- 532.....Mike Kafka vs. Auburn, 2010
- 520.....C.J. Bachér vs. Michigan State, 2007
- 513.....Brett Basanez vs. TCU, 2004
- 470.....C.J. Bachér vs. Minnesota, 2007
- 463.....Brett Basanez vs. Purdue, 2005
- 446.....Mike Greenfield vs. Northern Illinois, 1985
- 436.....Sandy Schwab vs. Michigan, 1982
- 421.....Zak Kustok vs. Bowling Green, 2001
- 416.....Brett Basanez vs. UCLA, 2005
- 393.....Sandy Schwab vs. Ohio State, 1982

### Passes Attempted

- 78.....Mike Kafka vs. Auburn, 2010
- 71.....Sandy Schwab vs. Michigan, 1982
- 70.....Brett Basanez vs. UCLA, 2005
- 62.....Brett Basanez vs. TCU, 2004
- 61.....C.J. Bachér vs. Michigan State, 2008
- 59.....Sandy Schwab vs. Purdue, 1983
- 58.....C.J. Bachér vs. Minnesota, 2007
- 55.....Brett Basanez vs. Purdue, 2005
- 55.....Mike Kerrigan vs. Illinois, 1981
- 55.....Len Williams vs. Minnesota, 1993

### Passes Completed

- 47.....Mike Kafka vs. Auburn, 2010
- 45.....Sandy Schwab vs. Michigan, 1982
- 41.....C.J. Bachér vs. Minnesota, 2007
- 39.....Brett Basanez vs. TCU, 2004
- 38.....C.J. Bachér vs. Michigan State, 2007
- 38.....Brett Basanez vs. UCLA, 2005
- 37.....Brett Basanez vs. Purdue, 2005
- 36.....Sandy Schwab vs. Purdue, 1983
- 35.....Mike Kafka vs. Syracuse, 2009
- 34.....Mike Kafka vs. Michigan State, 2009
- 34.....C.J. Bachér vs. Michigan State, 2008

## Longest Pass Plays

- 94.....Mitch Anderson to Jim Lash vs. Michigan State, 1972
- 90.....Dan Persa to Jeremy Ebert vs. Rice, 2011
- 81.....Gavin Hoffman to D'Wayne Bates vs. Penn State, 1998
- 81.....Mitch Anderson to Jim Lash vs. Indiana, 1972
- 80.....Kain Colter to Jeremy Ebert vs. Nebraska, 2011
- 80.....Zak Kustok to Kunle Patrick vs. Bowling Green, 2001
- 80.....Sandy Schwab to Jon Harvey vs. Ohio State, 1982
- 80.....Rick Venturi to Ron Rector vs. Illinois, 1965
- 79.....Kevin Strasser to Mike McGee vs. Wisconsin, 1978
- 78.....C.J. Bachér to Jeff Yarbrough vs. Michigan State, 2007
- 78.....Steve Schnur to D'Wayne Bates vs. Penn State, 1996
- 78.....Tom Myers to Ron Rector vs. Illinois, 1964
- 78.....John Talley to Irv Cross vs. Notre Dame, 1959

## SINGLE-SEASON BESTS

### Touchdowns

Player	Year	TD
1. Brett Basanez	2005	21
2. Zak Kustok	2001	20
3. C.J. Bachér	2007	19
Zak Kustok	2000	19
C.J. Bachér	2008	19
6. Dan Persa	2011	17
Steve Schnur	1996	17
8. Mike Kafka	2009	16
9. Dan Persa	2010	15
10. Tim O'Brien	1989	14
Sandy Schwab	1982	14

### Yards Passing

Player	Year	Att.	Comp.	Yards
1. C.J. Bachér	2007	521	318	3,656
2. Brett Basanez	2005	497	314	3,622
3. Mike Kafka	2009	492	319	3,430
4. Brett Basanez	2004	460	247	2,838
5. Sandy Schwab	1982	416	234	2,735
6. Zak Kustok	2001	404	231	2,692
7. Steve Schnur	1996	368	221	2,632
8. Dan Persa	2010	302	222	2,581
9. C.J. Bachér	2008	408	245	2,432
10. Zak Kustok	2000	363	206	2,389

### Passing Efficiency

Player	Year	Att.	Comp.	Int.	Pct.	TD	Rating
1. Dan Persa	2010	302	222	4	73.5	15	159.0
2. Dan Persa	2011	260	193	7	74.2	17	154.8
3. Len Williams	1991	212	131	6	61.8	10	136.3
4. Brett Basanez	2005	497	314	8	63.2	21	135.1
5. Tom Myers	1962	195	116	14	59.5	13	133.3
6. Len Williams	1992	286	181	9	63.3	11	131.7
7. Mike Kafka	2009	492	319	12	64.8	16	129.3
8. Steve Schnur	1996	368	221	14	60.1	17	127.8
9. Zak Kustok	2000	363	206	7	56.7	19	125.5
10. Tim O'Brien	1989	334	207	15	62.0	14	122.6

## CAREER TD PASSING LEADERS

## 1. Brett Basanez

Year	TDs
2002	7
2003	4
2004	12
2005	21
<b>Total</b>	<b>44</b>

## 1. Len Williams

Year	TDs
1990	12
1991	10
1992	11
1993	11
<b>Total</b>	<b>44</b>

## 3. C.J. Bachér

Year	TDs
2005	1
2006	6
2007	19
2008	17
<b>Total</b>	<b>43</b>

## 4. Zak Kustok

Year	TDs
1999	3
2000	19
2001	20
<b>Total</b>	<b>42</b>

## 5. Dan Persa

Year	TDs
2009	2
2010	15
2011	17
<b>Total</b>	<b>34</b>

## 6. Steve Schnur

Year	TDs
1993	2
1994	4
1995	9
1996	17
<b>Total</b>	<b>32</b>

## 7. Mitch Anderson

Year	TDs
1972	7
1973	12
1974	7
<b>Total</b>	<b>26</b>

## 8. Sandy Schwab

Year	TDs
1982	14
1983	6
1984	2
1985	1
<b>Total</b>	<b>23</b>

## 8. Mike Kerrigan

Year	TDs
1979	4
1980	12
1981	7
<b>Total</b>	<b>23</b>

## 8. Maurie Daigneau

Year	TDs
1969	7
1970	10
1971	6
<b>Total</b>	<b>23</b>

## 11. Mike Greenfield

Year	TDs
1984	3
1985	5
1986	7
1987	6
<b>Total</b>	<b>21</b>

## 11. Tom Myers

Year	TDs
1962	13
1963	6
1964	2
<b>Total</b>	<b>21</b>

## CAREER PASS COMPLETION LEADERS

## 1. C.J. Bachér

Year	Comp.
2005	6
2006	95
2007	318
2008	245
<b>Total</b>	<b>664</b>

## 2. Brett Basanez

Year	Comp.
2002	190
2003	162
2004	247
2005	314
<b>Total</b>	<b>913</b>

## 3. Len Williams

Year	Comp.
1990	150
1991	131
1992	181
1993	182
<b>Total</b>	<b>644</b>

## 4. Sandy Schwab

Year	Comp.
1982	234
1983	188
1984	93
1985	18
<b>Total</b>	<b>533</b>

## 5. Zak Kustok

Year	Comp.
1999	70
2000	206
2001	231
<b>Total</b>	<b>507</b>

## 6. Mike Greenfield

Year	Comp.
1984	80
1985	199
1986	126
1987	92
<b>Total</b>	<b>497</b>

## 8. Dan Persa

Year	Comp.
2009	20
2010	222
2011	218
<b>Total</b>	<b>460</b>

## 7. Steve Schnur

Year	Comp.
1993	20
1994	61
1995	141
1996	221
<b>Total</b>	<b>443</b>

## 9. Mike Kafka

Year	Comp.
2006	55
2007	2
2008	32
2009	319
<b>Total</b>	<b>408</b>

## 10. Mike Kerrigan

Year	Comp.
1979	82
1980	173
1981	124
<b>Total</b>	<b>379</b>

## CAREER PASSING YARDAGE LEADERS

## 1. Brett Basanez

Year	Yards
2002	2,204
2003	1,916
2004	2,838
2005	3,622
<b>Total</b>	<b>10,580</b>

## 2. Len Williams

Year	Yards
1990	1,700
1991	1,630
1992	2,110
1993	2,047
<b>Total</b>	<b>7,487</b>

## 3. C.J. Bachér

Year	Yards
2005	59
2006	1,172
2007	3,656
2008	2,432
<b>Total</b>	<b>7,319</b>

## 4. Zak Kustok

Year	Yards
1999	741
2000	2,389
2001	2,692
<b>Total</b>	<b>5,822</b>

## 5. Mike Greenfield

Year	Yards
1984	733
1985	2,152
1986	1,653
1987	1,265
<b>Total</b>	<b>5,803</b>

## 6. Sandy Schwab

Year	Yards
1982	2,735
1983	1,838
1984	845
1985	261
<b>Total</b>	<b>5,679</b>

## 7. Steve Schnur

Year	Yards
1993	289
1994	899
1995	1,792
1996	2,632
<b>Total</b>	<b>5,612</b>

## 8. Dan Persa

Year	Yards
2009	224
2010	2,581
2011	2,376
<b>Total</b>	<b>5,181</b>

## 9. Mike Kafka

Year	Yards
2006	494
2007	11
2008	330
2009	3,430
<b>Total</b>	<b>4,265</b>

## 10. Maurie Daigneau

Year	Yards
1969	1,276
1970	1,228
1971	1,733
<b>Total</b>	<b>4,237</b>

## MISCELLANEOUS RECORDS

## Consecutive Completions

16, Mike Kafka vs. Syracuse, 2009

## Consecutive Passes Attempted Without an Interception

277, Zak Kustok, 2000-01

## Games Passing for 200 Yards

Season: 11, C.J. Bachér, 2007; and Brett Basanez, 2005

Career: 26, Brett Basanez, 2002-05

*Consecutive Games Passing for 200 Yards*

Season: 9, Brett Basanez, 2005

Career: 10, Brett Basanez, 2002-05

## Games Passing for 300 Yards

Season: 7, Brett Basanez, 2005

Career: 10, Brett Basanez, 2002-05

*Consecutive Games Passing for 300 Yards*

Season: 5, Brett Basanez, 2005

Career: 5, Brett Basanez, 2002-05

## Games Passing for 400 Yards

Season: 2, C.J. Bachér, 2007; and Brett Basanez, 2005

Career: 3, Brett Basanez, 2002-05

## Longest Pass Play

94 yards, Mitch Anderson to Jim Lash vs. Michigan State, 1972



## CAREER PASS EFFICIENCY LEADERS

(Minimum 200 Completions)

### 1. Dan Persa

Year	Att.	Comp.	Int.	Pct.	Yards	TD	Eff.
2009	34	20	2	58.8	224	2	121.8
2010	302	222	4	73.5	2,581	15	159.0
2011	297	218	7	73.4	2,376	17	154.8
Totals	633	460	13	72.7	5,181	34	<b>155.0</b>

### 2. Tim O'Brien

Year	Att.	Comp.	Int.	Pct.	Yards	TD	Eff.
1988	15	12	1	80.0	204	3	246.9
1989	334	207	15	62.0	2,218	14	122.6
Totals	349	219	16	62.8	2,422	17	<b>128.0</b>

### 3. Len Williams

Year	Att.	Comp.	Int.	Pct.	Yards	TD	Eff.
1990	262	150	9	57.3	1,700	12	120.0
1991	212	131	6	61.8	1,630	10	136.3
1992	286	181	9	63.3	2,110	11	131.7
1993	316	182	13	57.6	2,047	11	115.3
Totals	1,076	644	37	59.9	7,487	44	<b>125.0</b>

### 4. Mike Kafka

Year	Att.	Comp.	Int.	Pct.	Yards	TD	Eff.
2006	96	55	5	57.3	494	1	93.5
2007	3	2	0	66.7	11	0	97.5
2008	46	32	3	69.6	330	2	131.1
2009	492	319	12	64.8	3,430	16	129.3
Totals	637	408	20	64.1	4,265	19	<b>123.9</b>

### 5. Steve Schnur

Year	Att.	Comp.	Int.	Pct.	Yards	TD	Eff.
1993	43	20	4	46.5	289	2	99.7
1994	117	61	10	52.1	899	4	110.9
1995	257	141	6	54.9	1,792	9	120.3
1996	368	221	14	60.1	2,632	17	127.8
Totals	785	443	34	56.4	5,612	32	<b>121.3</b>

### 6. C.J. Bachér

Year	Att.	Comp.	Int.	Pct.	Yards	TD	Eff.
2005	15	6	1	40.0	59	1	81.7
2006	161	95	8	59.0	1,172	6	122.5
2007	521	318	19	61.0	3,656	19	124.7
2008	408	245	15	60.0	2,432	17	116.5
Totals	1,105	664	43	60.1	7,319	43	<b>120.8</b>

### 7. Brett Basanez

Year	Att.	Comp.	Int.	Pct.	Yards	TD	Eff.
2002	325	190	7	58.5	2,204	7	118.2
2003	302	162	12	53.6	1,916	4	103.4
2004	460	247	9	53.7	2,838	12	110.2
2005	497	314	8	63.2	3,622	21	135.1
Totals	1,584	913	36	57.6	10,580	44	<b>118.4</b>

### 8. Zak Kustok

Year	Att.	Comp.	Int.	Pct.	Yards	TD	Eff.
1999	153	70	6	45.8	741	3	85.1
2000	363	206	7	56.7	2,389	19	125.4
2001	404	231	10	57.2	2,692	20	124.5
Totals	920	507	23	55.1	5,822	42	<b>118.3</b>

### 9. Tom Myers

Year	Att.	Comp.	Int.	Pct.	Yards	TD	Eff.
1962	195	116	14	59.5	1,537	13	133.3
1963	179	93	15	52.0	1,398	6	111.9
1964	160	72	11	45.0	901	2	82.7
Totals	534	281	40	52.6	3,836	21	<b>111.0</b>

### 10. Tim Hughes

Year	Att.	Comp.	Int.	Pct.	Yards	TD	Eff.
1994	132	61	8	.462	774	5	95.8
1996	10	6	1	.600	34	0	68.6
1997	270	142	6	.526	1,862	11	119.5
Totals	412	209	15	.507	2,670	16	<b>110.7</b>

## YEAR-BY-YEAR PASSING LEADERS

Year	Player	Att.	Comp.	Int.	TD	Yds.
1938	Jack Ryan	42	17	NA	NA	233
1939	Bill DeCorrevont	48	20	NA	NA	215
1940	Bill DeCorrevont	NA	NA	NA	NA	189
1941	Otto Graham	75	36	12	NA	579
1942	Otto Graham	182	89	18	3	1,092
1943	Otto Graham	NA	NA	NA	NA	401
1944	John Yungwirth	NA	NA	NA	NA	613
1945	James Farrar	NA	NA	NA	NA	613
1946	Don Burson	25	11	3	2	193
1947	Don Burson	72	33	4	3	453
1948	Don Burson	80	33	8	5	493
1949	Don Burson	108	51	8	6	790
1950	Dick Flowers	183	91	11	9	1,061
1951	Bob Burson	157	61	15	7	903
1952	Dick Thomas	157	78	15	10	1,247
1953	Dick Thomas	145	74	5	6	933
1954	Dale Pienta	62	25	5	2	394
1955	Dale Pienta	42	21	5	2	335
1956	Jack Ellis	44	19	5	2	248
1957	Chip Holcomb	91	41	8	2	395
1958	Dick Thornton	122	53	8	7	828
1959	John Talley	100	44	6	4	783
1960	Dick Thornton	128	54	11	6	771
1961	Tom O'Grady	59	28	7	1	320
1962	Tom Myers	195	116	14	13	1,537
1963	Tom Myers	179	93	15	6	1,398
1964	Tom Myers	160	72	11	2	901
1965	Dennis Boothe	102	42	9	2	487
1966	Bill Melzer	176	94	12	7	1,171
1967	Bill Melzer	215	101	16	1	1,146
1968	Dave Shelbourne	251	105	16	7	1,358
1969	Maurie Daigneau	191	85	16	7	1,276
1970	Maurie Daigneau	204	88	12	10	1,228
1971	Maurie Daigneau	264	125	25	6	1,733
1972	Mitch Anderson	187	95	10	7	1,333
1973	Mitch Anderson	197	91	9	12	1,224
1974	Mitch Anderson	225	101	16	7	1,282
1975	Randy Dean	200	101	7	3	1,315
1976	Randy Dean	177	87	10	8	1,384
1977	Scott Stranski	95	37	10	4	541
1978	Kevin Strasser	307	151	13	6	1,526
1979	Mike Kerrigan	195	82	17	4	961
1980	Mike Kerrigan	337	173	17	12	1,816
1981	Mike Kerrigan	265	124	13	7	1,317
1982	Sandy Schwab	416	234	20	14	2,735
1983	Sandy Schwab	334	188	19	6	1,838
1984	Sandy Schwab	198	93	9	2	845
1985	Mike Greenfield	335	199	12	5	2,152
1986	Mike Greenfield	250	126	12	7	1,653
1987	Mike Greenfield	199	92	11	6	1,265
1988	Greg Bradshaw	257	129	11	9	1,550
1989	Tim O'Brien	334	207	15	14	2,218
1990	Len Williams	262	150	9	12	1,700
1991	Len Williams	212	131	6	10	1,630
1992	Len Williams	286	181	9	11	2,110
1993	Len Williams	316	182	13	11	2,047
1994	Steve Schnur	117	61	10	4	899
1995	Steve Schnur	257	141	6	9	1,792
1996	Steve Schnur	368	221	14	17	2,632
1997	Tim Hughes	270	142	6	11	1,862
1998	Gavin Hoffman	323	176	14	13	2,199
1999	Nick Kreinbrink	158	60	5	4	774
2000	Zak Kustok	363	206	7	19	2,389
2001	Zak Kustok	404	231	10	20	2,692
2002	Brett Basanez	325	190	7	7	2,204
2003	Brett Basanez	302	162	12	4	1,916
2004	Brett Basanez	460	247	9	12	2,838
2005	Brett Basanez	497	314	8	21	3,622
2006	C.J. Bachér	161	95	8	6	1,172
2007	C.J. Bachér	521	318	19	19	3,656
2008	C.J. Bachér	408	245	15	17	2,432
2009	Mike Kafka	492	319	12	16	3,430
2010	Dan Persa	302	222	4	15	2,805
2011	Dan Persa	297	218	7	17	2,376
2012	Trevor Siemian	217	128	3	6	1,312

**Receptions**

Game: 17, Jon Harvey vs. Michigan, 1982

Season: 94, Richard Buchanan, 1989

Career: 210, D'Wayne Bates, 1995-98

**Receptions per Game**

Season: 8.5, Richard Buchanan, 1989

Career: 5.7, D'Wayne Bates, 1995-98

**Receptions by a Tight End**

Game: 17, Jon Harvey vs. Michigan, 1982

Season: 52, Jon Harvey, 1982

Career: 143, Drake Dunsmore, 2007-11

**Receptions by a Running Back**

Game: 12, Ricky Edwards vs. Purdue, 1983

Season: 83, Ricky Edwards, 1983

Career: 149, Tyrell Sutton, 2005-08

**Receptions by a Freshman**

Season: 49, D'Wayne Bates, 1995

**Receptions by a Freshman Running Back**

Season: 44, Tyrell Sutton, 2005

**Receiving Yardage**

Game: 226, Todd Sheets vs. Purdue, 1980;

Jim Lash vs. Michigan State, 1972

Season: 1,245, D'Wayne Bates, 1998

Career: 3,370, D'Wayne Bates, 1995-98

**Yards Gained by a Tight End**

Game: 208, Jon Harvey vs. Michigan, 1982

Season: 807, Jon Harvey, 1982

Career: 1,567, Drake Dunsmore, 2007-11

**Yards Gained by a Freshman**

Season: 889, D'Wayne Bates, 1995

**Yards Per Reception**

Season: (min. 25): 19.7, Joe Collier, 1952

Season: (min. 40): 16.2, Andrew Brewer, 2009

Career: (minimum 50):

17.9, Joe Collier, 1951-53

**Touchdowns**

Game: 4, Drake Dunsmore vs. Indiana, 2011

Season: 12, D'Wayne Bates, 1996

Career: 26, D'Wayne Bates, 1995-98

**By a Tight End**

Season: 6, Drake Dunsmore, 2011

Career: 14, Drake Dunsmore, 2007-11

**By a Freshman**

Season: 6, Steve Craig, 1970

**SINGLE-GAME BESTS****Receiving Yards**

- 226, Todd Sheets vs. Purdue, 1980
- 226, Jim Lash vs. Michigan State, 1972
- 208, Jeremy Ebert vs. Rice, 2011
- 208, Jon Harvey vs. Michigan, 1982
- 202, Jonathan Fields vs. TCU, 2004
- 189, Todd Jenkins vs. Purdue, 1982
- 183, Brian Musso vs. Duke, 1997
- 179, Kunle Patrick vs. Bowling Green, 2001
- 178, Roger Murphy vs. Indiana, 1966
- 175, Richard Buchanan vs. Duke, 1989

**Receptions**

- 17, Jon Harvey vs. Michigan, 1982
- 16, Zeke Markshausen vs. Mich. St., 2009
- 15, Todd Jenkins vs. Purdue, 1982
- 14, Richard Buchanan vs. Minnesota, 1989
- 13, Jeremy Ebert vs. Iowa, 2011
- 13, Lee Gissendanar vs. Minnesota, 1993
- 13, Richard Buchanan vs. Duke, 1989
- 13, Sam Poulos vs. Illinois, 1979
- 13, Don Stonesifer vs. Minnesota, 1950
- 12, Zeke Markshausen vs. Auburn, 2010
- 12, Eric Peterman vs. Minnesota, 2007
- 12, Mark Philmore vs. TCU, 2004
- 12, Sam Simmons vs. Michigan, 2000
- 12, Ricky Edwards vs. Purdue, 1983

**YEAR-BY-YEAR RECEIVING YARDAGE LEADERS**

Year	Player	Rec.	Yds.	Year	Player	Rec.	Yds.
1946	Ken Wiltgen	13	285	1979	Todd Sheets	43	614
1947	Frank Aschenbrenner	8	58	1980	Todd Sheets	33	570
1948	Frank Aschenbrenner	9	90	1981	Jim Browne	24	140
1949	Burt Keddle	15	214	1982	Jon Harvey	52	807
1950	Don Stonesifer	42	560	1983	Ricky Edwards	83	570
1951	John Hill	9	149	1984	Casey Cummings	28	131
1952	Joe Collier	38	748	1985	Brian Nuffer	40	328
1953	Joe Collier	22	354	1986	Curtis Duncan	29	437
1954	Ziggie Niepokoj	15	157	1987	George Jones	40	668
1955	Jack Stillwell	11	242	1988	Richard Buchanan	41	514
1956	Bob McKeiver	15	171	1989	Richard Buchanan	94	1,115
1957	Bob McKeiver	16	120	1990	Richard Buchanan	60	834
1958	Ron Burton	19	392	1991	Mark Benson	45	831
1959	Elbert Kimbrough	16	235	1992	Lee Gissendanar	68	846
1960	Elbert Kimbrough	26	373	1993	Lee Gissendanar	58	669
1961	Chuck Logan	13	130	1994	Michael Senters	28	385
1962	Paul Flatley	45	632	1995	D'Wayne Bates	49	889
1963	Gary Crum	22	417	1996	D'Wayne Bates	75	1,196
1964	Cas Banaszek	27	316	1997	Brian Musso	58	865
1965	Cas Banaszek	30	332	1998	D'Wayne Bates	83	1,245
1966	Roger Murphy	51	777	1999	Teddy Johnson	23	354
1967	Don Anderson	33	376	2000	Teddy Johnson	33	595
1968	Bruce Hubbard	33	551	2001	Sam Simmons	50	807
1969	Bruce Hubbard	25	384	2002	Jon Schweighardt	58	719
1970	Barry Pearson	33	552	2003	Roger Jordan	31	442
1971	Barry Pearson	48	674	2004	Mark Philmore	54	633
1972	Jim Lash	36	667	2005	Shaun Herbert	79	862
1973	Steve Craig	30	479	2006	Shaun Herbert	47	494
1974	Scott Yelvington	37	417	2007	Eric Peterman	66	744
1975	Scott Yelvington	50	686	2008	Eric Peterman	59	737
1976	Scott Yelvington	34	649	2009	Zeke Markshausen	91	858
1977	Mark Bailey	22	347	2010	Jeremy Ebert	62	953
1978	Tim Hill	24	122	2011	Jeremy Ebert	75	1,060
				2012	Christian Jones	35	412

**SINGLE-SEASON BESTS****Receiving Yards**

Player	Year	Yards
1. D'Wayne Bates	1998	1,245
2. D'Wayne Bates	1996	1,196
3. Richard Buchanan	1989	1,115
4. Jeremy Ebert	2011	1,060
5. Jeremy Ebert	2010	953
6. Andrew Brewer	2009	925
7. D'Wayne Bates	1995	889
8. Brian Musso	1997	865
9. Shaun Herbert	2005	862
10. Zeke Markshausen	2009	858

**Receiving Touchdowns**

Player	Year	TD
1. D'Wayne Bates	1996	12
2. Jeremy Ebert	2011	11
3. Andrew Brewer	2009	9
D'Wayne Bates	1998	9
Richard Buchanan	1989	9
6. Jeremy Ebert	2010	8
Brian Musso	1997	8
Joe Collier	1952	8
9. Ross Lane	2007	7
Sam Simmons	2001	7
Teddy Johnson	2000	7
Richard Buchanan	1990	7

**Receptions**

Player	Year	Rec.	Yards	TD
1. Richard Buchanan	1989	94	1,115	9
2. Zeke Markshausen	2009	91	858	3
3. D'Wayne Bates	1998	83	1,245	9
Ricky Edwards	1983	83	570	0
5. Shaun Herbert	2005	79	862	6
6. D'Wayne Bates	1996	75	1,196	12
Jeremy Ebert	2011	75	1,060	11
8. Lee Gissendanar	1992	68	846	6
9. Eric Peterman	2007	66	744	3
10. Jeremy Ebert	2010	62	953	8
11. Ross Lane	2008	60	640	3
Jonathan Fields	2005	60	555	0
Richard Buchanan	1990	60	834	7

**MISCELLANEOUS RECORDS****Consecutive Games Catching a Pass**

Season: 13, Kunle Patrick, 2003

Career: 47, Kunle Patrick, 2000-03

**Consecutive Games Catching a TD Pass**

Season: 5, Teddy Johnson, 2000

Career: 6, Richard Buchanan, 1989-90

**Number of Games Gaining 100 Yards**

Season: 5, Jeremy Ebert, 2011, D'Wayne Bates, 1996, 1998 and Richard Buchanan, 1989

Career: 15, D'Wayne Bates, 1995-98

**Number of Games Gaining 200 Yards**

Season: 1, Jeremy Ebert, 2011; 1, Jonathan Fields, 2004; Jon Harvey, 1982; Todd Sheets, 1980; Jim Lash, 1972

**Number of Games Catching a TD Pass**

Season: 10, D'Wayne Bates, 1996

Career: 20, D'Wayne Bates, 1995-98

## CAREER RECEIVING YARDAGE LEADERS

<b>1. D'Wayne Bates</b>	<b>6. Shaun Herbert</b>
1995.....889	2003.....105
1996.....1,196	2004.....465
1997.....40	2005.....862
1998.....1,245	2006.....494
<b>Total..... 3,370</b>	<b>Total..... 1,926</b>
<b>2. Richard Buchanan</b>	<b>7. Lee Gissendan</b>
1987.....11	1990.....129
1988.....514	1991.....234
1989.....1,115	1992.....846
1990.....834	1993.....669
<b>Total..... 2,474</b>	<b>Total..... 1,878</b>
<b>3. Jeremy Ebert</b>	<b>8. Kunle Patrick</b>
2008.....161	2000.....369
2009.....226	2001.....672
2010.....953	2002.....558
2011.....1,060	2003.....274
<b>Total..... 2,400</b>	<b>Total..... 1,873</b>
<b>4. Ross Lane</b>	<b>9. Mark Philmore</b>
2005.....378	2002.....245
2006.....401	2003.....228
2007.....649	2004.....633
2008.....640	2005.....662
<b>Total..... 2,068</b>	<b>Total..... 1,768</b>
<b>5. Eric Peterman</b>	<b>10. Scott Yelvington</b>
2005.....181	1973.....10
2006.....349	1974.....417
2007.....744	1975.....686
2008.....737	1976.....649
<b>Total..... 2,011</b>	<b>Total..... 1,762</b>

## CAREER RECEPTIONS LEADERS

<b>1. D'Wayne Bates</b>	<b>6. Ross Lane</b>
1995.....49	2005.....24
1996.....75	2006.....30
1997.....3	2007.....49
1998.....83	2008.....60
<b>Total.....210</b>	<b>Total.....163</b>
<b>2. Richard Buchanan</b>	<b>7. Mark Philmore</b>
1987.....2	2002.....31
1988.....41	2003.....23
1989.....94	2004.....54
1990.....60	2005.....55
<b>Total.....197</b>	<b>Total.....163</b>
<b>3. Jeremy Ebert</b>	<b>8. Eric Peterman</b>
2008.....15	2005.....12
2009.....21	2006.....23
2010.....62	2007.....66
2011.....75	2008.....59
<b>Total.....173</b>	<b>Total.....160</b>
<b>4. Kunle Patrick</b>	<b>9. Lee Gissendan</b>
2000.....34	1990.....11
2001.....56	1991.....19
2002.....49	1992.....68
2003.....32	1993.....58
<b>Total.....171</b>	<b>Total.....156</b>
<b>5. Shaun Herbert</b>	<b>10. Tyrell Sutton</b>
2003.....10	2005.....44
2004.....32	2006.....40
2005.....79	2007.....30
2006.....47	2008.....35
<b>Total.....168</b>	<b>Total.....149</b>

## CAREER RECEIVING TOUCHDOWN LEADERS

<b>1. D'Wayne Bates</b>	<b>7. Ross Lane</b>
1995.....5	2005.....1
1996.....12	2006.....2
1997.....0	2007.....7
1998.....9	2008.....3
<b>Total.....26</b>	<b>Total.....13</b>
<b>2. Richard Buchanan</b>	<b>8. Eric Peterman</b>
1987.....0	2005.....2
1988.....6	2006.....1
1989.....9	2007.....3
1990.....7	2008.....6
<b>Total.....22</b>	<b>Total.....12</b>
<b>3. Jeremy Ebert</b>	<b>9. Brian Musso</b>
2008.....2	1994.....0
2009.....0	1995.....0
2010.....8	1996.....3
2011.....11	1997.....8
<b>Total.....21</b>	<b>Total.....11</b>
<b>4. Sam Simmons</b>	<b>10. Steve Craig</b>
1998.....1	1971.....1
1999.....1	1972.....4
2000.....5	1973.....6
2001.....7	<b>Total.....11</b>
<b>Total.....14</b>	<b>10. Teddy Johnson</b>
<b>5. Lee Gissendan</b>	1997.....0
1990.....0	1998.....0
1991.....2	1999.....4
1992.....6	2000.....7
1993.....5	<b>Total.....11</b>
<b>Total.....13</b>	
<b>6. Joe Collier</b>	
Year	TD
1951.....3	
1952.....8	
1953.....2	
<b>Total.....13</b>	

## CAREER ALL-PURPOSE LEADERS

Player	Years	Rush	Rec.	Int.	PR	KR	Yds.
1. Damien Anderson	1998-01	4,485	502	0	0	284	5,271
2. Tyrell Sutton	2005-08	3,886	1,244	0	0	8	5,138
3. Darnell Autry	1994-96	3,793	447	0	0	369	4,609
4. Venric Mark	2010-present	1,533	151	0	523	1,881	4,088
5. Jason Wright	2000-03	2,625	577	0	0	828	4,030
6. Ricky Edwards	1979-83	1,369	1,056	0	0	1,499	3,924
7. Noah Herron	2001-04	2,524	781	0	0	231	3,536
8. D'Wayne Bates	1995-98	12	3,370	0	109	0	3,491
9. Bob Christian	1987-90	2,643	845	0	0	0	3,488
10. Sam Simmons	1998-01	324	1,698	0	511	937	3,470
11. Mike Adamle	1968-70	2,015	502	0	0	856	3,373
12. Lee Gissendan	1990-93	10	1,878	0	606	750	3,244
13. Todd Sheets	1976-80	53	1,515	0	241	1,423	3,232
14. Jim Pooler	1973-75	1,323	236	0	139	1,325	3,023
15. Brian Musso	1994-97	37	1,709	0	1,075	55	2,876
16. Ron Burton	1957-59	1,359	530	103	253	577	2,822
17. Richard Buchanan	1987-90	69	2,474	0	196	0	2,739
18. Greg Boykin	1972-76	2,465	267	0	0	0	2,732
19. Jeremy Ebert	2008-11	47	2,400	0	0	86	2,533
20. Al Robinson	1969-71	1,526	348	0	0	637	2,511

## SINGLE-SEASON ALL-PURPOSE YARDS

Player	Year	Rush	Rec.	Int.	PR	KR	Total
1. Damien Anderson	2000	2,063	132	0	0	0	2,195
2. Venric Mark	2012	1,366	104	0	280	416	2,166
3. Darnell Autry	1995	1,785	168	0	0	70	2,023
4. Jason Wright	2002	1,234	266	0	0	513	2,013
5. Jason Wright	2003	1,388	251	0	0	232	1,871
6. Tyrell Sutton	2005	1,474	396	0	0	0	1,870
7. Jim Pooler	1974	949	25	0	21	807	1,802
8. Noah Herron	2004	1,381	351	0	0	0	1,732
9. Darnell Autry	1996	1,452	196	0	0	16	1,664
10. Ricky Edwards	1983	561	570	0	0	523	1,654

### Plays

Game: 51, Ricky Edwards vs. Indiana, 1983  
 Season: 417, Darnell Autry, 1995  
 Career: 1,022, Damien Anderson, 1998-01

### All-Purpose Yards

Game: 336, Jason Wright vs. Bowling Green, 2003  
 Season: 2,195, Damien Anderson, 2000  
 Career: 5,271, Damien Anderson, 1998-01

### By a Freshman

Game: 253, Tyrell Sutton vs. Wisconsin, 2005  
 Season: 1,870, Tyrell Sutton, 2005





# ALL-PURPOSE

## CAREER ALL-PURPOSE YARDS LEADERS

<b>1. Damien Anderson ..... 5,271</b>						
Year	Rush	Rec.	Int.	PR	KR	Totals
1998	537	79	0	0	0	616
1999	1,128	184	0	0	0	1,312
2000	2,063	132	0	0	0	2,195
2001	757	107	0	0	284	1,148
Totals	4,485	502	0	0	284	5,271

<b>2. Tyrell Sutton ..... 5,138</b>						
Year	Rush	Rec.	Int.	PR	KR	Totals
2005	1,474	396	0	0	0	1,870
2006	1,000	261	0	0	8	1,269
2007	522	282	0	0	0	804
2008	890	305	0	0	0	1,195
Totals	3,886	1,244	0	0	8	5,138

<b>3. Darnell Autry ..... 4,609</b>						
Year	Rush	Rec.	Int.	PR	KR	Totals
1994	556	83	0	0	283	922
1995	1,785	168	0	0	70	2,023
1996	1,452	196	0	0	16	1,664
Totals	3,793	447	0	0	369	4,609

<b>4. Venric Mark ..... 4,088</b>						
Year	Rush	Rec.	Int.	PR	KR	Totals
2010	63	43	0	116	550	772
2011	104	4	0	127	915	1,150
2012	1,366	104	0	280	416	2,166
Totals	1,533	151	0	523	1,881	4,088

<b>5. Jason Wright ..... 4,030</b>						
Year	Rush	Rec.	Int.	PR	KR	Totals
2000	0	12	0	0	69	81
2001	3	48	0	0	14	65
2002	1,234	266	0	0	513	2,013
2003	1,388	251	0	0	232	1,871
Totals	2,625	577	0	0	828	4,030

<b>6. Ricky Edwards ..... 3,924</b>						
Year	Rush	Rec.	Int.	PR	KR	Totals
1979	18	0	0	0	72	90
1980	102	143	0	0	0	245
1981	0	1	0	0	611	612
1982	688	342	0	0	293	1,323
1983	561	570	0	0	523	1,654
Totals	1,369	1,056	0	0	1,499	3,924

<b>7. Noah Herron ..... 3,536</b>						
Year	Rush	Rec.	Int.	PR	KR	Totals
2001	39	18	0	0	103	160
2002	365	184	0	0	99	648
2003	739	228	0	0	29	996
2004	1,381	351	0	0	0	1,732
Totals	2,524	781	0	0	231	3,536

<b>8. D'Wayne Bates ..... 3,491</b>						
Year	Rush	Rec.	Int.	PR	KR	Totals
1995	16	889	0	0	0	905
1996	14	1,196	0	0	0	1,210
1997	0	40	0	0	0	40
1998	-18	1,245	0	109	0	1,336
Totals	12	3,370	0	109	0	3,491

<b>9. Bob Christian ..... 3,488</b>						
Year	Rush	Rec.	Int.	PR	KR	Totals
1987	0	24	0	0	0	24
1988	413	294	0	0	0	707
1989	1,291	199	0	0	0	1,490
1990	939	328	0	0	0	1,267
Totals	2,643	845	0	0	0	3,488

<b>10. Sam Simmons ..... 3,470</b>						
Year	Rush	Rec.	Int.	PR	KR	Totals
1998	124	132	0	8	607	871
1999	65	261	0	169	131	626
2000	61	498	0	172	198	929
2001	74	807	0	162	1	1,044
Totals	324	1,698	0	511	937	3,470

## YEAR-BY-YEAR ALL-PURPOSE LEADERS

Year	Player	Rush	Rec.	Int.	PR	KR	Totals
1946	Vic Schwall	445	-2	36	159	227	865
1947	Tom Worthington	140	81	167	118	203	709
1948	Art Murakowski	622	19	96	17	0	754
1949	Gaspar Perricone	556	52	0	0	27	635
1950	Rich Athan	688	4	0	0	47	739
1951	Chuck Hren	539	43	0	0	0	582
1952	Joe Collier	0	748	0	0	14	762
1953	Joe Collier	0	354	0	0	50	404
1954	Jim Troglio	254	0	0	21	53	328
1955	Jim Troglio	286	26	0	0	116	428
1956	Bob McKeiver	592	171	0	58	251	1,072
1957	Ron Burton	389	0	48	28	195	660
1958	Ron Burton	613	392	44	98	181	1,328
1959	Ron Burton	357	138	11	127	201	834
1960	Mike Stock	537	44	0	0	0	537
1961	Bill Swingle	483	87	2	14	5	591
1962	Willie Stinson	418	175	13	0	272	878
1963	Willie Stinson	368	54	0	47	369	838
1964	Steve Murphy	377	69	0	0	6	452
1965	Ron Rector	345	1250	0	0	208	678
1966	Roger Murphy	0	777	0	0	0	777
1967	Chico Kurzawski	477	326	0	104	262	1,169
1968	Mike Adamle	94	108	0	0	732	934
1969	Mike Adamle	666	260	0	0	124	1,050
1970	Mike Adamle	1,255	134	0	0	0	1,389
1971	Al Robinson	881	106	0	0	76	1,063
1972	Greg Boykin	625	100	0	0	0	725
1973	Stan Key	894	28	0	0	0	922
1974	Jim Pooler	949	25	0	21	807	1,802
1975	Greg Boykin	1,105	120	0	0	0	1,225
1976	Scott Yelvington	0	649	0	0	0	649
1977	Todd Sheets	31	199	0	91	431	752
1978	Tim Hill	195	122	0	0	504	821
1979	Todd Sheets	22	614	0	77	513	1,226
1980	Jeff Cohn	503	162	0	0	0	665
1981	Jim Browne	162	140	0	0	0	302
1982	Ricky Edwards	688	342	0	0	293	1,323
1983	Ricky Edwards	561	570	0	0	523	1,654
1984	Curtis Duncan	14	171	0	0	464	649
1985	Curtis Duncan	0	498	0	0	299	797
1986	Curtis Duncan	13	437	0	0	446	896
1987	George Jones	21	668	0	0	530	1,219
1988	Byron Sanders	1,062	127	0	0	159	1,348
1989	Bob Christian	1,291	199	0	0	0	1,490
1990	Bob Christian	939	328	0	0	0	1,267
1991	Mark Benson	20	831	0	0	0	851
1992	Lee Gissendanar	10	846	0	327	381	1,564
1993	Lee Gissendanar	0	669	0	223	369	1,261
1994	Darnell Autry	556	83	0	0	283	922
1995	Darnell Autry	1,785	168	0	0	70	2,023
1996	Darnell Autry	1,452	0	0	0	16	1,664
1997	Brian Musso	37	865	0	222	18	1,142
1998	D'Wayne Bates	18	1,245	0	73	0	1,336
1999	Damien Anderson	1,128	184	0	0	0	1,312
2000	Damien Anderson	2,063	132	0	0	0	2,195
2001	Damien Anderson	757	107	0	0	284	1,184
2002	Jason Wright	1,234	266	0	0	513	2,013
2003	Jason Wright	1,388	251	0	0	232	1,871
2004	Noah Herron	1,381	351	0	0	0	1,732
2005	Tyrell Sutton	1,474	396	0	0	0	1,870
2006	Tyrell Sutton	1,000	261	0	0	08	1,269
2007	Eric Peterman	58	744	67	0	0	869
2008	Tyrell Sutton	890	305	0	0	8	1,195
2009	Andrew Brewer	0	925	0	33	135	1,093
2010	Jeremy Ebert	21	953	0	0	0	974
2011	Jeremy Ebert	26	1,060	0	0	7	1,093
2012	Venric Mark	1,366	104	0	280	416	2,166

## Punt Returns

Game: 6, by many, most recent: Brian Musso at Notre Dame, 1995

Season: 28, Brian Musso, 1995

Career: 96, Brian Musso, 1994-97

## Punt Return Yards

Game: 134, Venric Mark vs. Syracuse, 2012

Season: 547, Pug Rentner, 1931

Career: 1,075, Brian Musso, 1994-97

## Average Gain Per Punt Return

Game: (minimum 3) 40.3, Lee Gissendanar vs. Stanford, 1992

Game: (minimum 5) 17.3, Gene Miller vs. Minnesota, 1950

Season: (minimum 1.0 per game) 21.8, Lee Gissendanar, 1992

Career: (minimum 1.0 per game) 14.8, Lee Gissendanar, 1990-93

## Punt Return Touchdowns

Game: 1, by many, most recent: Venric Mark vs. Penn State, 2012

Season: 2, Venric Mark, 2012; Tom Worthington, 1949

Career: 3, Brian Musso, 1994-97; Tom Worthington, 1946-49

## PUNT RETURN LEADERS

### CAREER PUNT RETURN AVERAGE ♦

Player	Years	No.	Yards	Avg.
1. Venric Mark	2010-present	32	523	16.3
2. Lee Gissendanar	1990-93	41	606	14.8
3. Sam Simmons	1998-01	40	511	12.8
4. Brian Musso	1993-97	96	1,075	11.2
5. Steve Tasker	1982-84	28	303	10.8
6. Roland Wahl	1962-63	20	194	9.7
7. Walter Jones	1950-52	31	255	8.2
8. Brian Nuffer	1985-86	28	210	7.5
9. Barry Pearson	1969-71	56	394	7.0
10. Kunle Patrick	2000-03	50	334	6.7

### SINGLE-SEASON PUNT RETURN AVERAGE ♦

Player	Year	No.	Yards	Avg.
1. Lee Gissendanar	1992	15	327	21.8
2. Venric Mark	2012	15	280	18.7
3. Tom Worthington	1949	16	296	18.5
4. Vic Schwall	1946	10	159	15.9
5. Sam Simmons	1999	11	169	15.4
6. Ron Burton	1959	9	127	14.1
7. Brian Musso	1995	28	393	14.0
8. Lee Gissendanar	1993	16	223	13.9
9. Sam Simmons	2000	13	172	13.2
10. Otto Graham	1942	13	167	12.8

♦ average 1.0 per game

## LONGEST PUNT RETURNS

1. 93	Otto Graham vs. Kansas State, 1941
2. 87	Sam Simmons vs. TCU, 1999
3. 86	Brian Musso vs. Indiana, 1995
4. 82	Venric Mark vs. Syracuse, 2012
5. 81	Marquice Cole vs. Northern Illinois, 2005
81	Dirk Adams vs. Duke, 1987
7. 80	Pug Rentner vs. Minnesota, 1931
8. 79	Art Murakowski vs. Wisconsin, 1949
9. 77	Don Heap vs. Wisconsin, 1936
10. 75	Venric Mark vs. Penn State, 2012

## YEAR-BY-YEAR PUNT RETURN LEADERS

Year	Player	No.	Yards	Avg.
1946	Vic Schwall	10	159	15.9
1947	Frank Aschenbrenner	9	90	10.0
1948	Loran Day	17	214	12.6
1949	Tom Worthington	16	296	18.5
1950	Dick Alban	11	113	10.3
1951	Dick Alban	9	55	6.1
1952	Walter Jones	23	180	7.8
1953	Richard Ranicke	7	52	7.4
1954	Richard Ranicke	13	67	5.2
1955	Richard Widmark	5	46	9.2
1956	Willmer Fowler	5	65	13.0
1957	Bob McKeiver	5	22	4.4
1958	Ron Burton	10	98	9.8
1959	Ron Burton	9	127	14.1
1960	Albert Kimbrough	5	28	5.6
1961	Albert Kimbrough	5	22	4.4
1962	Roland Wahl	15	151	10.1
1963	Roland Wahl	5	43	8.6
1964	Dick McCauley	8	60	7.5
1965	Larry Gates	11	73	6.6
1966	Larry Gates	19	105	5.5
1967	Chico Kurzwski	15	104	6.9
1968	Rich Dean	16	119	7.4
1969	Barry Pearson	13	76	5.9
1970	Barry Pearson	23	195	8.4
1971	Barry Pearson	20	123	6.1
1972	Greg Strunk	12	139	11.5
1973	Neil Little	6	37	6.2
1974	Pat Geegan	6	38	6.3
1975	Pete Shaw	12	110	9.2
1976	Pete Shaw	10	87	8.7
1977	Todd Sheets	11	91	8.3
1978	Pat Geegan	7	45	6.4
1979	Todd Sheets	8	77	9.6
1980	Todd Sheets	2	15	7.5
1981	Steve Bogan	6	42	7.0
1982	Steve Tasker	16	129	8.1
1983	Steve Tasker	5	92	18.4
1984	Steve Tasker	7	82	11.7
1985	Brian Nuffer	15	133	8.9
1986	Brian Nuffer	13	77	5.9
1987	Dirk Adams	3	82	27.3
1988	Pat New	7	70	10.0
1989	Richard Buchanan	8	71	8.9
1990	Patrick Wright	9	64	7.1
1991	Lee Gissendanar	10	56	5.6
1992	Lee Gissendanar	15	327	♦ 21.8
1993	Lee Gissendanar	16	223	13.9
1994	Brian Musso	20	180	9.0
1995	Brian Musso	28	393	14.0
1996	Brian Musso	25	280	11.2
1997	Brian Musso	22	222	9.7
1998	Josh Barnes	22	189	8.6
1999	Sam Simmons	11	169	15.4
2000	Sam Simmons	13	172	13.2
2001	Sam Simmons	15	162	10.8
2002	Kunle Patrick	19	142	7.5
2003	Kunle Patrick	25	150	6.0
2004	Mark Philmore	14	145	10.4
2005	Marquice Cole	8	216	27.0
2006	Brendan Smith	4	47	11.8
2007	Eric Peterman	11	67	6.1
2008	Brendan Smith	15	118	7.9
2009	Brendan Smith	9	59	6.6
2010	Venric Mark	9	116	12.9
2011	Venric Mark	8	127	14.3
2012	Venric Mark #	15	280	18.7

♦ Ranked first nationally in NCAA statistics

# Named FWAA All-American as punt returner



# KICKOFF RETURN

## Kickoff Returns

Game: 8, Byron Sanders vs. Michigan, 1988

Season: 40, Venric Mark, 2011

Career: 84, Stephen Simmons, 2007-10

## Kickoff Return Yards

Game: 273, Venric Mark at Wisconsin, 2010

Season: 807, Jim Pooler, 1974

Career: 1,995, Stephen Simmons, 2007-10

## Kickoff Return Average

Game: (minimum 3) 63.7, Jason Wright vs. TCU, 2002

Season: (minimum 1.2 per game) 28.5, Jason Wright, 2002

Career: (minimum 1.5 per game) 24.3, Steve Tasker, 1982-84

## Kickoff Return Touchdowns

Game: 1, by many, most recent: Venric Mark at Wisconsin, 2010

Season: 1, by many, most recent: Venric Mark at Wisconsin, 2010

Career: 2, Pug Rentner, 1930-31

## Longest Kickoff Return

100 yards, Jason Wright vs. TCU, 2002

## YEAR-BY-YEAR KICKOFF RETURN LEADERS

Year	Player	No.	Yards	Avg.
1946	Vic Schwall	12	227	18.9
1947	Frank Aschenbrenner	9	195	21.7
1948	Frank Aschenbrenner	7	91	13.0
1949	John Miller	7	145	20.7
1950	Dick Alban	6	126	21.0
1951	Dick Alban	5	93	18.6
1952	Walter Jones	11	228	20.7
1953	Nick Chandler	5	126	25.2
1954	Robert King	6	87	14.5
1955	Frank Jeske	7	147	21.0
1956	Bob McKeiver	11	251	22.8
1957	Willmer Fowler	14	358	25.6
1958	Ron Burton	8	181	22.6
1959	Ray Purdin	11	236	21.4
1960	Dick Thornton	6	199	33.2
1961	Larry Benz	4	75	18.8
1962	Willie Stinson	12	272	22.7
1963	Willie Stinson	13	369	28.3
1964	Ron Rector	13	358	27.5
1965	Dick Smith	11	253	23.0
1966	Mike Bradburn	12	253	21.1
1967	Chico Kurzawski	13	262	20.1
1968	Mike Adamle	34	732	21.5
1969	Al Robinson	27	522	19.3
1970	Johnny Cooks	17	322	18.9
1971	Greg Strunk	8	211	26.3
1972	A.J. Owens	22	476	21.6
1973	Jim Pooler	7	142	20.3
1974	Jim Pooler	38	807	21.2
1975	Jim Pooler	17	376	22.1
1976	Todd Sheets	20	430	21.5
1977	Todd Sheets	23	431	18.7
1978	Tim Hill	20	504	25.2
1979	Todd Sheets	26	513	19.7
1980	Lou Tiberi	18	402	22.3
1981	Ricky Edwards	30	611	20.4
1982	Steve Tasker	17	410	24.1
1983	Ricky Edwards	24	523	21.8
1984	Curtis Duncan	17	464	27.3
1985	Curtis Duncan	11	299	27.2
1986	Walter Ding	7	188	26.9
1987	Marcus Lang	9	158	17.6
1988	Pat New	21	450	21.4
1989	Terry Smith	19	367	19.3
1990	Patrick Wright	38	659	17.3
1991	Mike Senters	19	337	17.7
1992	Lee Gissendaner	17	381	22.4
1993	Lee Gissendaner	17	369	21.7
1994	Michael Senters	22	483	22.0
1995	Hudhaifa Ismaeli	7	209	29.9
1996	Hudhaifa Ismaeli	14	315	22.5
1997	Teddy Johnson	15	343	22.9
1998	Sam Simmons	22	607	27.6
1999	Louis Ayeni	17	295	17.4
2000	Teddy Johnson	18	432	24.0
2001	Damien Anderson	11	284	15.8
2002	Jason Wright	18	513	28.5
2003	Derell Jenkins	18	320	17.8
2004	Jeff Backes	11	333	30.3
2005	Gerard Hamlett	21	468	22.3
2006	Sherrick McManis	28	588	21.0
2007	Sherrick McManis	31	718	23.2
2008	Stephen Simmons	23	509	22.1
2009	Stephen Simmons	26	657	25.3
2010	Venric Mark	21	550	26.2
2011	Venric Mark	40	915	24.0
2012	Venric Mark	21	416	19.8

## KICKOFF RETURN LEADERS

### CAREER KICKOFF RETURN AVERAGE ♦

Player	Years	No.	Yards	Avg.
1. Jeff Backes	2002-04	38	1,007	26.5
2. Curtis Duncan	1983-86	50	1,308	26.2
3. Willie Stinson	1961-63	28	718	25.6
4. Steve Tasker	1982-84	31	752	24.3
5. Stephen Simmons	2006-10	84	1,995	23.8
6. Venric Mark	2010-present	82	1,881	22.9
7. Lee Gissendaner	1990-93	34	750	22.1
Sherrick McManis	2006-09	59	1,306	22.1
9. A.J. Owens	1972	22	476	21.6
Eric Scott	1993	24	518	21.6

### SINGLE-SEASON KICKOFF RETURN AVERAGE ♦

Player	Year	No.	Yards	Avg.
1. Jason Wright	2002	18	513	28.5
2. Willie Stinson	1963	13	369	28.3
3. Sam Simmons	1998	22	607	27.6
4. Ron Rector	1964	13	358	27.5
5. Curtis Duncan	1984	17	464	27.3
6. Curtis Duncan	1985	11	299	27.2
7. Jeff Backes	2002	18	472	26.2
Venric Mark	2010	21	550	26.2
9. Damien Anderson	2001	11	284	25.8
10. Willmer Fowler	1955	14	359	25.6

♦ average 1.0 per game

### LONGEST KICKOFF RETURNS

1. 100	Jason Wright vs. TCU, 2002
2. 99	Stephen Simmons vs. Ohio State, 2007
99	Curtis Duncan vs. Indiana, 1984
4. 98	Pug Rentner vs. Illinois, 1930
98	Wilbur Hightower vs. Indiana, 1913
6. 97	Jeff Backes vs. Minnesota, 2004
7. 95	Pug Rentner vs. Minnesota, 1931
8. 94	Venric Mark vs. Wisconsin, 2010
9. 93	Teddy Johnson vs. Minnesota, 2000
93	Todd Sheets vs. Iowa, 1976
93	Greg Strunk vs. Ohio State, 1971
93	Frank Aschenbrenner vs. UCLA, 1947



## Punts

Game: 13, J.J. Standring vs. Ohio State, 1998

Season: 84, J.J. Standring, 1999

Career: 305, J.J. Standring, 1998-01

## Punting Yards

Game: 551, J.J. Standring vs. Ohio State, 1998

Season: 3,404, J.J. Standring, 1999

Career: 12,639, J.J. Standring, 1998-01

## Punting Average

Game: (minimum 5) 56.6, Paul Burton vs.

Air Force, 1994: vs. Indiana, 1995

Season: (minimum 50) 45.6, John Kidd, 1982

Career: (minimum 175) 41.8, John Kidd, 1980-83

## Punts Over 50 Yards

Season: 19, J.J. Standring, 2001


Career: 57, John Kidd, 1980-83

## Longest Punt

90, Paul Burton vs. Indiana, 1995;

Steve Toth vs. Wisconsin, 1934

J.J. STANDRING



## YEAR-BY-YEAR PUNTING LEADERS

Year	Player	Avg.
1946	Frank Aschenbrenner	32.8
1947	Tom Worthington	35.8
1948	Frank Aschenbrenner	36.9
1949	Tom Worthington	39.8
1950	Norm Kragseth	34.6
1951	Norm Kragseth	32.5
1952	Norm Kragseth	35.0
1953	Dick Thomas	37.3
1954	George Gondek	36.0
1955	Jim Troglio	34.6
1956	Bob McKeiver	39.6
1957	Bob McKeiver	39.0
1958	Dick Thornton	35.2
1959	Mike Stock	34.7
1960	Dick Thornton	34.4
1961	Dave Cox	35.4
1962	Merlin Norenberg	37.4
1963	Merlin Norenberg	41.4
1964	Tom Myers	35.0
1965	Ron Rector	40.5
1966	Cas Banaszek	35.8
1967	Chico Kurzwaski	38.2
1968	Dick Emmerich	36.6
1969	Rick Telander	37.0
1970	Marty McGann	40.5
1971	Marty McGann	37.3
1972	Marty McGann	39.2
1973	Wayne Frederickson	36.8
1974	Randy Dean	36.4
1975	Randy Dean	42.5
1976	Randy Dean	35.3
1977	Bob Schmidt	34.4
1978	Jeff Christensen	36.0
1979	Bob Schmidt	34.5
1980	John Kidd	38.7
1981	John Kidd	41.7
1982	John Kidd	45.6
1983	John Kidd	41.9
1984	Shawn Carpenter	36.9
1985	Shawn Carpenter	36.5
1986	Shawn Carpenter	36.5
1987	Shawn Carpenter	39.5
1988	Ed Sutter	41.4
1989	Ed Sutter	43.5
1990	Ed Sutter	38.4
1991	Ed Sutter	39.8
1992	Matt Dzierwa	37.3
1993	Paul Burton	40.1
1994	Paul Burton	43.0
1995	Paul Burton	39.7
1996	Paul Burton	43.8
1997	Tim Hughes	40.5
1998	J.J. Standring	41.5
1999	J.J. Standring	40.5
2000	J.J. Standring	40.9
2001	J.J. Standring	43.1
2002	Brian Huffman	41.5
2003	Brian Huffman	39.9
2004	Brian Huffman	39.1
2005	Ryan Pederson	39.6
2006	Slade Larscheid	37.2
2007	Stefan Demos	40.1
2008	Stefan Demos	39.0
2009	Stefan Demos	35.0
2010	Brandon Williams	40.0
2011	Brandon Williams	40.8
2012	Brandon Williams	39.9

## PUNTING LEADERS

### CAREER PUNT AVERAGE

Player, Years	Year	No.	Yards	Avg.
1. John Kidd	1980-83	261	10,916	41.8
2. J.J. Standring	1998-01	305	12,639	41.4
3. Paul Burton	1993-96	216	8,948	41.4
4. Ed Sutter	1988-91	218	8,803	40.4
5. Brandon Williams	2010-present	177	7,112	40.2
6. Brian Huffman	2000, 2002-04	191	7,683	40.2
7. Marty McGann	1970-72	182	7,114	39.1
8. Randy Dean	1974-76	154	5,925	38.5

minimum 100 punts

### SINGLE SEASON PUNT AVERAGE

Player	Year	No.	Yards	Avg.
1. John Kidd	1982	52	2,371	45.6
2. Paul Burton	1996	45	1,972	43.8
3. Ed Sutter	1989	33	1,436	43.5
4. J.J. Standring	2001	69	2,971	43.1
5. Paul Burton	1994	51	2,193	43.0
6. Randy Dean	1975	58	2,463	42.5
7. John Kidd	1983	67	2,808	41.9
8. John Kidd	1981	79	3,296	41.7
9. J.J. Standring	1998	78	3,240	41.5
10. Brian Huffman	2002	66	2,737	41.5

average 1.0 per game

### LONGEST PUNTS

1. 90	Paul Burton vs. Indiana, 1995
90	Steve Toth vs. Wisconsin, 1934
3. 88	Ollie Olson vs. Illinois, 1932
4. 80	Merlin Norenberg vs. Minnesota, 1963
5. 79	Ed Sutter vs. Illinois, 1990
6. 78	John Kidd vs. Wisconsin, 1980
7. 77	Brandon Williams vs. Rice, 2011
8. 76	Ed Sutter vs. Rutgers, 1989
9. 75	Ed Sutter vs. Duke, 1990
75	Ed Sutter vs. Wisconsin, 1988
75	John Kidd vs. Wisconsin, 1982
75	Steve Toth vs. Ohio State, 1936

## Points

**Game:** 27, Otto Graham vs. Wisconsin, 1943

**Season:** 138, Damien Anderson, 2000

**Career:** 262, Brian Gowins, 1995-98

### Points Scored per Game

**Season:** 11.5, Damien Anderson, 2000

**Career:** 6.5, Darnell Autry, 1994-96; Jeff Budzien, 2010-present

## Points Scored—Kicking

**Game:** 17, Tim Long vs. Michigan, 2000; Brian Gowins vs. Hawaii, 1998

**Season:** 107, Jeff Budzien, 2012

**Career:** 262, Brian Gowins, 1995-98

## Touchdowns Scored

**Game:** 4:

Kain Colter vs. Indiana, 2012;

Drake Dunsmore vs. Indiana, 2011;

Tyrell Sutton vs. Northern Illinois, 2005

Tyrell Sutton vs. Wisconsin, 2005

Jason Wright vs. Indiana, 2002

Jason Wright vs. Kansas, 2003

Jason Wright vs. Indiana, 2003

Jason Wright vs. Illinois, 2003

Damien Anderson vs. Duke, 2001

Damien Anderson vs. Indiana, 2000

Damien Anderson vs. Illinois, 2000,

Darnell Autry vs. Iowa, 1996;

Ricky Edwards vs. Northern Illinois, 1982;

Mike Adamle vs. Minnesota, 1970

Otto Graham vs. Wisconsin, 1943

**Season:** 23, Damien Anderson, 2000

**Career:** 38, Damien Anderson, 1998-01

### By a Freshman

**Game:** 4, Tyrell Sutton (twice, vs.

Northern Illinois and Wisconsin), 2005

**Season:** 18, Tyrell Sutton, 2005

### Touchdowns Scored in Consecutive Games

Two games: 6, Tyrell Sutton, 2005 (twice, Ohio and Northern Illinois, and Penn State and Wisconsin), Damien Anderson, 2000 (Michigan State and Indiana); Darnell Autry, 1996 (Iowa and Purdue)

**Three games:** 8, Darnell Autry, 1996; (Iowa, Purdue and Tennessee)

### Consecutive Games Scoring a Touchdown

**Season:** 9, Damien Anderson, 2000

**Career:** 9, Damien Anderson, 2000

### Most Games Scoring a Touchdown

**Season:** 10, Noah Herron, 2004; Jason Wright, 2003; Damien Anderson, 2000

**Career:** 22, Damien Anderson, 1998-01

### Most Games Scoring Two or More Touchdowns

**Season:** 8, Damien Anderson, 2000

**Career:** 12, Darnell Autry 1994-96

## PATs Attempted

**Game:** 7, Amado Villarreal vs. Michigan State, 2007; David Wasielewski vs. Navy, 2002; Tim Long vs. Illinois, 2000; Tim Long vs. Indiana, 2000;

Bill Planisek vs. Illinois, 1970

**Season:** 52, Tim Long, 2000

**Career:** 101, Jeff Budzien

## PATs Made

**Game:** 7, David Wasielewski vs. Navy, 2002; Tim Long vs. Illinois, 2000; Tim Long vs. Indiana, 2000

**Season:** 50, Tim Long, 2000; Jeff Budzien, 2011; Jeff Budzien, 2012

**Career:** 101, Jeff Budzien, 2010-present

## PATs Made (cont.)

### Highest Percentage

**Season:** (minimum 20 attempts) 100.0, Ira Adler, 1990; John Duvic, 1986; Sam Valenzisi, 1994; Brian Gowins, 1998; Jeff Budzien, 2011; Jeff Budzien, 2012

**Career:** (minimum 50 attempts):

1. 100.0, Jeff Budzien, 2010-present


2. 98.4, John Duvic, 1983-86

## Consecutive PATs Made

**Game:** 7, Tim Long vs. Illinois, 2000; Tim Long vs. Indiana, 2000

**Season:** 50, Jeff Budzien, 2011; Jeff Budzien, 2012

**Career:** 101, Jeff Budzien, 2010-present



## Field Goals Attempted

**Game:** 6, Brian Huffman vs. TCU, 2004; Sam Valenzisi vs. Minnesota, 1994

**Season:** 27, Brian Gowins, 1997

**Career:** 85, Brian Gowins, 1995-98

### Beyond 50 yards

**Season:** 5, John Duvic, 1984

**Career:** 9, Brian Gowins, 1995-98

## Field Goals Made

**Game:** 5, Joel Howells vs. Penn State, 2005; Jeff Budzien vs. Boston College, 2012

**Season:** 20, Brian Gowins, 1997; Amado Villarreal, 2008

**Career:** 58, Brian Gowins, 1995-98

**Consecutive:** 13, Sam Valenzisi, 1995

### Beyond 50 yards

**Game:** 1, by many, most recent: David Wasielewski vs. Air Force, 2002

**Season:** 2, Sam Valenzisi, 1994

**Career:** 3, Brian Gowins, 1995-98

### By a Freshman

**Game:** 2, Nick Mirkopulos vs. Arizona, 1975

**Season:** 6, Nick Mirkopulos, 1975

### Highest Percentage

**Game** (minimum 4 attempts): 100.0, Jeff Budzien vs.

Boston College (5-5), 2012; Stefan Demos vs.

Purdue (4-4), 2009, and vs. Wisconsin (4-4), 2009; Sam

Valenzisi vs. Michigan (4-4), 1995

**Season** (minimum 10 attempts): 95.0, Jeff Budzien, 2012

**Career:** (minimum 25 attempts) 83.3, Jeff Budzien, 2010-present; 75.0, Amado Villarreal, 2005-08

## Most Games Kicking a Field Goal

32, Brian Gowins, 1995-98

## Consecutive Games Kicking a Field Goal

9, Brian Gowins, 1997

## Most Times Kicking Two or More Field Goals in a Game

**Season:** 8, Brian Gowins, 1997

**Career:** 20, Brian Gowins, 1995-98

## Most Times Kicking Three or More Field Goals in a Game

**Season:** 4, John Duvic, 1986; Jeff Budzien, 2012

**Career:** 6, John Duvic, 1983-86; Sam Valenzisi, 1992-95

## Longest Field Goal Made

54 yards, Nick Mirkopulos vs. Arizona, 1975

### By a Freshman

54 yards, Nick Mirkopulos vs. Arizona, 1975

## SINGLE-GAME BESTS

## Points

1. 27 Otto Graham vs. Wisconsin, 1943
2. 24 Kain Colter vs. Indiana, 2012
- 24 Drake Dunsmore vs. Indiana, 2011
- 24 Tyrell Sutton vs. Wisconsin, 2005
- 24 Tyrell Sutton vs. Northern Illinois, 2005
- 24 Jason Wright vs. Illinois, 2003
- 24 Jason Wright vs. Indiana, 2003
- 24 Jason Wright vs. Kansas, 2003
- 24 Jason Wright vs. Indiana, 2002
- 24 Damien Anderson vs. Duke, 2001
- 24 Damien Anderson vs. Illinois, 2000
- 24 Damien Anderson vs. Indiana, 2000
- 24 Darnell Autry vs. Iowa, 1996
- 24 Ricky Edwards vs. Northern Illinois, 1982
- 24 Mike Adamle vs. Minnesota, 1970
15. 22 Dick Emmerich vs. Iowa, 1968
16. 20 Bob Christian vs. Air Force, 1988
- 20 Vic Gustafson vs. South Dakota, 1929

## Field Goals

1. 5 Joel Howells vs. Penn State, 2005
2. 4 Stefan Demos vs. Wisconsin, 2009
- 4 Stefan Demos vs. Purdue, 2009
- 4 Tim Long vs. Michigan, 2000
- 4 Brian Gowins vs. Hawaii, 1998
- 4 Sam Valenzisi vs. Michigan, 1995
- 4 Sam Valenzisi vs. Minnesota, 1993
8. 3 Accomplished 29 times; most recently by

## SINGLE-SEASON BESTS

## Points

Player	Year	TD	PAT	FG	Pts
1. Damien Anderson	2000	23	0	0	138
2. Jason Wright	2003	21	0	0	126
3. Tyrell Sutton	2005	18	0	0	108
Darnell Autry	1996	18	0	0	108
Darnell Autry	1995	18	0	0	108
6. Jeff Budzien	2012	0	50	19	107
7. Noah Herron	2004	15	0	0	90
Amado Villarreal	2008	0	30	20	90
9. Tim Long	2000	0	50	13	89
10. Stefan Demos	2009	0	34	18	88

## Field Goals Made

Player	Year	No.	Pct.	-40	40+	Lng
1. Brian Gowins	1997	20-27	.741	12	8	52
Amado Villarreal	2008	20-25	.800	19	1	46
3. Jeff Budzien	2012	19-20	.950	13	6	44
4. John Duvic	1986	19-23	.826	14	5	52
5. Stefan Demos	2009	18-25	.720	12	6	49
6. Brian Gowins	1998	17-24	.708	11	6	51
7. Brian Gowins	1996	16-24	.666	13	3	48
Stefan Demos	2010	16-23	.696	11	5	47
8. Sam Valenzisi	1995	15-16	.938	13	2	46
9. Tim Long	2000	13-17	.765	7	6	46
Sam Valenzisi	1994	13-19	.684	8	5	52

## YEAR-BY-YEAR SCORING LEADERS

Year	Player	Points	Year	Player	Points
1938	Bernie Jefferson	24	1976	Mark Bailey	24
1939	Don Clawson	32		Scott Yelvington	24
1940	Don Clawson	45	1977	Sam Poulos	24
1941	Otto Graham	48	1978	Steve Bogan	36
1942	Ed Hirsch	24	1979	Steve Bogan	24
1943	Otto Graham	61		Dave Mishler	24
1944	Duane Sickles	18	1980	Jay Anderson	37
1945	Dick Conners	30	1981	Steve Bogan	24
1946	Vic Schwall	50	1982	Ricky Edwards	54
1947	Art Murakowski	30	1983	John Duvic	27
1948	Frank Aschenbrenner	24	1984	John Duvic	48
	Art Murakowski	24	1985	John Duvic	48
1949	Art Murakowski	30	1986	John Duvic	77
1950	Rich Athan	42	1987	Ira Adler	58
1951	Chuck Hren	24	1988	Bob Christian	44
1952	Joe Collier	48	1989	Bob Christian	74
	Chuck Hren	48	1990	Ira Adler	48
1953	Bob Lauter	30	1991	Mark Benson	42
1954	George Gondek	12	1992	Lee Gissendanar	54
	John Rearden	12	1993	Sam Valenzisi	49
1955	Jack Weber	18	1994	Sam Valenzisi	60
1956	Bob McKeiver	38	1995	Darnell Autry	108
1957	Ron Burton	18	1996	Darnell Autry	108
1958	Ron Burton	76	1997	Brian Gowins	79
1959	Ron Burton	36	1998	Brian Gowins	72
1960	Mike Stock	39	1999	Tim Long	47
1961	Bill Swingle	30	2000	Damien Anderson	138
1962	Steve Murphy	56	2001	Zak Kustok	66
1963	Steve Murphy	36	2002	Jason Wright	78
1964	Steve Murphy	36	2003	Jason Wright	126
1965	Bob McKelvey	48	2004	Noah Herron	90
1966	Dick Emmerich	29	2005	Tyrell Sutton	108
1967	Chico Kurzawski	42	2006	Joel Howells	48
1968	Dick Emmerich	35	2007	Amado Villarreal	72
1969	Mike Adamle	30	2008	Amado Villarreal	90
1969	Mike Hudson	30	2009	Stefan Demos	88
1970	Mike Adamle	60	2010	Stefan Demos	82
1971	Randy Anderson	60	2011	Jeremy Ebert	66
1972	Greg Boykin	38		Kain Colter	66
1973	Steve Craig	36		Jeff Budzien	66
	Stan Key	36	2012	Jeff Budzien	107
1974	Jim Pooler	54			
1975	Greg Boykin	54			

## CAREER SCORING LEADERS

<b>1. Brian Gowins.....262</b>	<b>6. John Duvic.....200</b>
Year TD PAT 2PT Saf FG Pts	Year TD PAT 2PT Saf FG Pts
1995 — 14 — — 5 29	1983 — 12 — — 5 27
1996 — 34 — — 16 82	1984 — 12 — — 12 48
1997 — 19 — — 20 79	1985 — 18 — — 10 48
1998 — 21 — — 17 72	1986 — 20 — — 19 77
Totals — 88 — — 58 262	Totals — 62 — — 46 200
<b>2. Damien Anderson .....228</b>	<b>7. Ira Adler .....188</b>
Year TD PAT 2PT Saf FG Pts	Year TD PAT 2PT Saf FG Pts
1998 4 — — — 24	1987 — 15 — — 11 48
1999 3 — — — 18	1988 — 18 — — 7 39
2000 23 — — — 138	1989 — 16 — — 9 43
2001 8 — — — 48	1990 — 22 — — 12 58
Totals 38 — — — 228	Totals — 71 — — 39 188
<b>3. Darnell Autry .....222</b>	<b>8. Jeff Budzien .....176</b>
Year TD PAT 2PT Saf FG Pts	Year TD PAT 2PT Saf FG Pts
1994 1 — — — 6	2010 — 1 — — 1
1995 18 — — — 108	2011 — 50 0 0 6 68
1996 18 — — — 108	2012 — 50 0 0 19 107
Totals 37 — — — 222	Totals — 101 0 0 25 176
<b>3. Tyrell Sutton .....222</b>	<b>9. Bob Christian .....174</b>
Year TD PAT 2PT Saf FG Pts	Year TD PAT 2PT Saf FG Pts
2005 18 — — — 108	1987 — — — — 0
2006 7 — — — 42	1988 7 — 1 — — 44
2007 4 — — — 24	1989 11 — 4 — — 74
2008 8 — — — 48	1990 9 — 1 — — 56
Totals 37 — — — 222	Totals 27 — 6 — — 174
<b>5. Jason Wright.....210</b>	<b>10. Stefan Demos.....170</b>
Year TD PAT 2PT Saf FG Pts	Year TD PAT 2PT Saf FG Pts
2000 — — — — 0	2007 — — — — 0
2001 1 — — — 6	2008 — — — — 0
2002 13 — — — 78	2009 — 34 — — 18 88
2003 21 — — — 126	2010 — 34 — — 16 82
Totals 35 — — — 210	Totals — 68 — — 34 170





**NICK MIRKOPULOS** kicked a 54-yard field goal in 1975, the longest in NU history.

#### CAREER FIELD GOALS LEADERS


Player	Years	FGM-FGA	Pct.	-40	+40	Long
1. Brian Gowins	1995-98	58-85	.682	38	20	52
2. John Duvic	1983-86	46-70	.657	30	16	52
3. Ira Adler	1987-90	39-54	.722	26	13	50
Sam Valenzisi	1992-95	39-53	.736	29	10	52
5. Stefan Demos	2007-10	34-48	.708	23	11	49
6. Amado Villarreal	2005-08	33-44	.750	29	4	49
7. Jeff Budzien	2010-present	25-30	.833	17	8	44
8. Tim Long	1998-00	25-35	.714	18	7	46
9. Joel Howells	2003-06	23-39	.590	18	5	46
10. David Wasielewski	2001-02	17-31	.548	10	7	51

#### LONGEST FIELD GOALS MADE

Yards	Player	Opponent	Year
1. 54	Nick Mirkopulos	Arizona	1975
2. 52	Brian Gowins	Michigan	1997
52	Sam Valenzisi	Ohio State	1994
52	John Duvic	Purdue	1986
5. 51	David Wasielewski	Air Force	2002
51	Brian Gowins	Hawaii	1998
51	Sam Valenzisi	Michigan State	1994
7. 50	Brian Gowins	Iowa	1995
50	Ira Adler	Michigan State	1990
50	Ira Adler	Wisconsin	1989
50	Nick Mirkopulos	Arizona	1976

#### CAREER KICK SCORING LEADERS

<b>1. Brian Gowins.....262</b>				<b>5. Stefan Demos.....170</b>			
Year	PAT-Att	FG-Att	Pts	Year	PAT-Att	FG-Att	Pts
1995	14-15	5-10	29	2009	34-36	18-25	88
1996	34-37	16-24	82	2010	34-38	16-23	82
1997	19-22	20-27	79	<b>Totals</b>	<b>68-74</b>	<b>34-48</b>	<b>170</b>
1998	21-21	17-24	72				
<b>Totals</b>	<b>88-95</b>	<b>58-85</b>	<b>262</b>				
<b>2. John Duvic.....200</b>				<b>6. Sam Valenzisi.....169</b>			
Year	PAT-Att	FG-Att	Pts	Year	PAT-Att	FG-Att	Pts
1983	12-12	5-11	27	1993	16-17	11-18	49
1984	12-12	12-19	48	1994	21-21	13-19	60
1985	18-19	10-17	48	1995	15-16	15-16	60
1986	20-20	19-23	77	<b>Totals</b>	<b>52-54</b>	<b>39-53</b>	<b>169</b>
<b>Totals</b>	<b>62-63</b>	<b>46-70</b>	<b>200</b>				
<b>3. Ira Adler.....188</b>				<b>7. Amado Villarreal.....166</b>			
Year	PAT-Att	FG-Att	Pts	Year	PAT-Att	FG-Att	Pts
1987	15-16	11-13	48	2005	1-1	0-0	2
1988	18-19	7-12	39	2006	—	—	0
1989	16-17	9-13	43	2007	36-37	12-18	72
1990	22-22	12-16	58	2008	30-34	20-25	90
<b>Totals</b>	<b>71-74</b>	<b>39-54</b>	<b>188</b>	<b>Totals</b>	<b>67-72</b>	<b>33-44</b>	<b>166</b>
<b>4. Jeff Budzien .....176</b>				<b>8. Joel Howells.....147</b>			
Year	PAT-Att	FG-Att	Pts	Year	PAT-Att	FG-Att	Pts
2010	1-1	—	1	2003	0-1	0-1	0
2011	50-50	6-10	68	2004	9-10	4-5	21
2012	50-50	19-20	107	2005	45-48	11-21	78
<b>Totals</b>	<b>101-101</b>	<b>25-30</b>	<b>176</b>	2006	24-25	8-12	48
				<b>Totals</b>	<b>78-84</b>	<b>23-39</b>	<b>147</b>



**IRA ADLER** ranks in the top 10 in six different scoring categories. Adler was the team's leading scorer in 1987.

## Total Tackles

Game: 31, Chuck Kern vs. Purdue, 1979  
Season: 227, Chuck Kern, 1979  
Career: 545, Tim McGarigle, 2002-05 \*

## Solo Tackles

Season: 122, Chuck Kern, 1979; Barry Gardner, 1998  
Career: 319, Tim McGarigle, 2002-05

## Assisted Tackles

Season: 132, John Voorhees, 1971  
Career: 226, Tim McGarigle, 2002-05, and Chuck Kern, 1977-80

## Tackles for Loss

Season: 26, Casey Dailey, 1997  
Career: 53, Casey Dailey, 1994-97

## Quarterback Sacks

Season: 12, Casey Dailey, 1997  
Career: 28, Casey Dailey, 1994-97

## Interceptions

Game: 3, by many, most recent: Neil Little vs. Indiana, 1973  
Season: 7, Brett Whitley, 1987; Willie Lindsey, 1991  
Career: 15, Brett Whitley, 1984-87

## Yards on Interception Returns

Game: 116, Tom Worthington vs. Indiana, 1947  
Season: 202, Brett Whitley, 1987  
Career: 319, Tom Worthington, 1946-49

## Interceptions Returned for Touchdowns

Game: 1, by many, most recent: Quentin Williams vs. Mississippi State (Jan. 1, 2013)  
Game (by two or more players): 2, 1 by Kevin Mims and 1 by Nick Roach vs. UCLA, 2005,  
Season: 2, Brendan Smith, 2008  
Career: 2, Brendan Smith, 2005-09

## Consecutive Games Intercepting a Pass

4, Brett Whitley, 1985

## Fumbles Recovered

Game: 5, Al Viola vs. Purdue, 1956  
Season: 5, Al Viola, 1956  
Career: 7, Hudhaifa Ismaeli, 1994-96, Barry Gardner 1995-98

## Pass Breakups

Season: 22, Harold Blackmon, 2000  
Career: 48, Harold Blackmon, 1997-2000

\* NCAA record holder

## LONGEST PLAYS

### Interception/Fumble Returns

- 102 Chuck Palmer vs. Minnesota, 1921 \*
- 96 Chris Martin vs. Air Force, 1994 \*
- 95 E.P. Williams vs. Purdue, 1916
- 91 Art Murakowski vs. Notre Dame, 1948
- 86 Demetrius Eaton vs. Michigan State, 2005 \*
- 83 Walt Holmer vs. Dartmouth, 1928 \*
- 78 Steve Murphy vs. Miami (Ohio), 1963
- 78 Hank Bruder vs. Indiana, 1930
- 77 Ed Whalen vs. Iowa, 1934
- 76 Chris Martin vs. Purdue, 1995

\* Fumble return

## SINGLE-SEASON BESTS

### Tackles

Player	Year	Total
1. Chuck Kern	1979	227
2. Chuck Kern	1978	218
3. John Voorhees	1971	192
4. Barry Gardner	1998	175
5. Barry Gardner	1997	174
6. Ed Sutter	1990	161
7. Tim McGarigle	2005	156
8. Tim McGarigle	2004	151
9. Kevin Bentley	1999	148
10. Kevin Bentley	2001	147

### Tackles for Loss

Player	Year	No.	Yds.
1. Casey Dailey	1997	26	133
2. Dwayne Missouri	1999	20	74
3. Steve Shine	1993	17	98
4. Matt Rice	1996	17	47
5. Loren Howard	2003	16	78
6. Dwayne Missouri	2000	16	86
7. Wil Hemby	1971	16	77
8. Corey Wootton	2008	16	86
9. Vince Browne	2010	15.5	67
10. Keith Cruise	1983	14	53
11. Nick Walker	1992	14	49

### Interceptions

Player	Year	No.	Yds.
1. Brett Whitley	1987	7	202
2. Willie Lindsey	1991	7	52
3. Tom Worthington	1947	6	167
4. Eric Hutchinson	1970	6	49
5. Sherrick McManis	2009	5	0
6. Marquice Cole	2005	5	64
7. Bryan Heinz	2003	5	12
8. Harold Blackmon	2000	5	18
9. Chris Martin	1995	5	111
10. Todd Krehbiel	1986	5	72
11. Malcolm Hunter	1976	5	58
12. Tom Worthington	1949	5	50
13. Dale Pienta	1954	5	49
14. Dick McCauley	1963	5	36
15. Brett Whitley	1985	5	10

### Pass Breakups •

Player	Year	No.
1. Harold Blackmon	2000	22
2. Harold Blackmon	1999	17
3. Jordan Mabin	2010	14
4. Marvin Ward	2004	14
5. Shgun Cummings-John	1999	14
6. Rodney Ray	1994	13
7. Jerry Brown	1971	12
8. Sherrick McManis	2008	12
9. Ibraheim Campbell	2012	12
10. Marvin Ward	2003	11
11. Willie Lindsey	1991	11

• Pass breakup totals unavailable before 1971

### Fumble Recoveries

Player	Year	No.
1. Al Viola	1956	5
2. Chi Chi Ariguzo	2012	4
3. Barry Gardner	1996	4
4. Chris Martin	1995	4
5. Hudhaifa Ismaeli	1995	4
6. Rich Myers	1986	4
7. Bobby Anderson	1980	4
8. Chuck Rogers	1978	4
9. Kevin Sprouse	1975	4
10. Greg Swanson	1972	4
11. Tyler Scott	2011	3
12. Brian Peters	2009	3
13. Dominique Price	2004	3
14. Dominique Price	2002	3
15. Kevin Bentley	2001	3
16. Barry Gardner	1997	3
17. Jason Cunningham	1991	3
18. Ed Sutter	1990	3
19. Dirk Adams	1985	3
20. Daryl Newell	1984	3
21. Percy Holden	1980	3
22. Chuck Kern	1979	3
23. Mike Kendzicky	1978	3
24. Malcolm Hunter	1976	3
25. Marty Szostak	1975	3
26. Carl Patrnchak	1974	3

NOTE: Records are incomplete prior to 1971



**CHUCK KERN** is NU's single-season tackle leader (227).

## CAREER TACKLE LEADERS

## 1. Tim McGarigle.....545

Year	Solo	Asst.	Tackles
2002	50	48	98
2003	86	54	140
2004	102	49	151
2005	81	75	156
<b>Totals</b>	<b>319</b>	<b>226</b>	<b>545</b>

## 2. Chuck Kern.....503

Year	Solo	Asst.	Tackles
1977	5	2	7
1978	121	97	218
1979	122	105	227
1980	29	22	51
<b>Totals</b>	<b>277</b>	<b>226</b>	<b>503</b>

## 3. Barry Gardner.....468

Year	Solo	Asst.	Tackles
1995	9	4	13
1996	68	38	106
1997	112	62	174
1998	122	53	175
<b>Totals</b>	<b>311</b>	<b>157</b>	<b>468</b>

## 4. Ed Sutter.....429

Year	Solo	Asst.	Tackles
1988	25	25	50
1989	35	58	93
1990	85	76	161
1991	62	63	125
<b>Totals</b>	<b>207</b>	<b>222</b>	<b>429</b>

## 5. William Bennett.....418

Year	Solo	Asst.	Tackles
1992	45	55	100
1993	70	46	116
1994	72	28	100
1995	57	45	102
<b>Totals</b>	<b>244</b>	<b>174</b>	<b>418</b>

## 6. Kevin Bentley.....390

Year	Solo	Asst.	Tackles
1998	4	5	9
1999	91	57	148
2000	53	33	86
2001	82	65	147
<b>Totals</b>	<b>230</b>	<b>160</b>	<b>390</b>

## 7. Paul Maly.....343

Year	Solo	Asst.	Tackles
1973	35	36	71
1975	43	32	75
1976	54	55	109
1977	52	36	88
<b>Totals</b>	<b>184</b>	<b>159</b>	<b>343</b>

## 8. Eric Collier.....342

Year	Solo	Asst.	Tackles
1994	12	6	18
1995	53	47	100
1996	55	52	107
1997	61	56	117
<b>Totals</b>	<b>181</b>	<b>161</b>	<b>342</b>

## 9. Napoleon Harris.....334

Year	Solo	Asst.	Tackles
1998	18	13	31
1999	57	53	110
2000	66	49	115
2001	45	33	78
<b>Totals</b>	<b>186</b>	<b>148</b>	<b>334</b>

## 10. Thomas Homco.....333

Year	Solo	Asst.	Tackles
1988	44	27	71
1989	60	64	124
1990	35	30	65
1991	41	32	73
<b>Totals</b>	<b>180</b>	<b>153</b>	<b>333</b>

## CAREER TACKLE-FOR-LOSS LEADERS

## 1. Casey Dailey

Year	TFL	Yds
1994	4	18
1995	12	76
1996	11	47
1997	26	133
<b>Totals</b>	<b>53</b>	<b>274</b>

## 2. Dwayne Missouri

Year	TFL	Yds
1997	2	8
1998	7	22
1999	20	74
2000	16	86
<b>Totals</b>	<b>45</b>	<b>190</b>

## 3. Matt Rice

Year	TFL	Yds
1993	1	2
1994	13	39
1995	11	58
1996	17	49
<b>Totals</b>	<b>42</b>	<b>148</b>

## 4. Corey Wootton

Year	TFL	Yds
2006	9	32
2007	7	16
2008	16	86
2009	6	28
<b>Totals</b>	<b>38</b>	<b>162</b>

## 5. Keith Cruise

Year	TFL	Yds
1981	4	14
1982	7	27
1983	14	53
1984	12	52
<b>Totals</b>	<b>37</b>	<b>146</b>

## 6. Vince Browne

Year	TFL	Yds
2008	7.5	41
2009	8.0	40
2010	15.5	67
2011	3.5	13
<b>Totals</b>	<b>34.5</b>	<b>161</b>

## 7. Steve Shine

Year	TFL	Yds
1990	3	23
1991	2	6
1992	12	59
1993	17	98
<b>Totals</b>	<b>34</b>	<b>186</b>

## 7. Kevin Bentley

Year	TFL	Yds
1998	1	5
1999	10	39
2000	11	56
2001	12	33
<b>Totals</b>	<b>34</b>	<b>133</b>

## 7. Loren Howard

Year	TFL	Yds
2002	13.5	33
2003	16	78
2004	4.5	30
<b>Totals</b>	<b>34</b>	<b>141</b>

## 10. Mike Guendling

Year	TFL	Yds
1980	4	24
1981	4	11
1982	13	58
1983	8	54
<b>Totals</b>	<b>29</b>	<b>147</b>

## 10. Napoleon Harris

Year	TFL	Yds
1998	2	5
1999	5	33
2000	13	60
2001	9	33
<b>Totals</b>	<b>29</b>	<b>131</b>

## Career Pass Breakups •

Player	Years	No.
1. Harold Blackmon	1997-00	48
2. Marvin Ward	2001-04	40
3. Sherrick McManis	2006-09	30
4. Raheem Covington	1998-02	24
Jordan Mabin	2008-11	24
6. Rodney Ray	1991-95	23
7. Brett Whitley	1984-87	22
8. Pete Shaw	1972-76	21
9. Napoleon Harris	1998-01	18
10. Ibraheem Campbell	2011-present	16
William Bennett	1992-95	16
Dwight James	1988-91	16
Terry Thomas	1987-90	16
Roosevelt Groves	1979-82	16

• Pass breakup totals unavailable before 1971

## Career Fumble Recoveries •

Player	Years	No.
1. Kevin Bentley	1998-01	7
Barry Gardner	1995-98	7
Hudhaifa Ismaeli	1994-96	7
4. Dominique Price	2001-04	6
Daryl Newell	1982-85	6
Chris Martin	1992-95	6
7. Brian Peters	2008-11	5
Steve Ostrowski	1990-93	5
Greg Gill	1989-92	5
Ed Sutter	1988-91	5
Dirk Adams	1984-88	5
Bobby Anderson	1979-82	5
Scott Duncan	1975-78	5
Kevin Sprouse	1973-76	5
Carl Patrnchak	1973-74	5
Rob Mason	1972-74	5
Al Viola	1955-57	5

• Fumble recovery totals unavailable before 1971



## YEAR-BY-YEAR INTERCEPTION LEADERS

Year	Player	No.	Yds.	Avg.
1946	Vic Schwall	2	36	18.0
1947	Tom Worthington	6	167	27.8
1948	Dick Flowers	4	53	13.3
1949	Tom Worthington	5	50	10.0
1950	Charles Bennett	3	45	15.0
1951	Walter Jones	4	47	11.8
1952	Walter Jones	2	42	21.0
1953	Gerald Weber	3	27	9.0
1954	Dale Pienta	5	49	9.8
1955	Jim Thompson	1	71	71.0
1956	Ed Quinn	3	36	12.0
1957	Ron Burton	2	48	24.0
1958	Dick Thornton	3	99	33.0
1959	Larry Wood	3	14	4.7
1960	Larry Wood	3	30	10.0
1961	Larry Onesti	3	47	15.7
1962	Dick McCauley	2	12	6.0
1963	Dick McCauley	5	36	7.2
1964	Phil Clark	2	30	15.0
1965	Phil Clark	2	60	30.0
1966	Phil Clark	2	66	33.0
1967	Harold Daniels	2	1	0.5
1968	Rich Field	2	23	11.5
1969	Gary Holland	3	34	11.3
1970	Eric Hutchinson	6	49	8.2
1971	Eric Hutchinson	3	77	25.7
1972	Greg Swanson	3	15	5.0
1973	Neil Little	4	38	9.5
1974	Malcolm Hunter	4	62	15.5
1975	Pete Shaw	2	54	27.0
1976	Malcolm Hunter	5	58	11.6
1977	Steve Bobowski	3	30	10.0
1978	Pat Geegan	3	33	11.0
1979	Bobby Anderson	2	19	9.5
1980	Bobby Anderson	4	24	6.0
1981	J. Gatewood	2	0	0.0
	Scott Sanderson	2	0	0.0
1982	Rich Raffin	2	31	15.5
1983	Charles Plant	3	78	26.0
1984	Ellery Bennett	2	40	20.0
1985	Brett Whitley	5	10	2.0
1986	Todd Krehbiel	5	72	14.4
1987	Brett Whitley	7	202	28.9
1988	Kevin Peterson	1	30	30.0
1989	Dwight James	4	66	16.5
1990	Pat New	2	23	11.5
1991	Willie Lindsey	7	52	7.4
1992	Greg Gill	4	28	7.0
1993	Rodney Ray	3	15	5.0
1994	William Bennett	3	0	0.0
1995	Chris Martin	5	111	22.2
1996	Josh Barnes	3	0	0.0
1997	Barry Gardner	2	17	8.5
	Josh Barnes	2	0	0.0
1998	Mike Nelson	3	0	0.0
1999	Harold Blackmon	2	75	37.5
2000	Harold Blackmon	5	18	3.6
2001	Jarvis Adams	2	51	25.5
	Dominique Price	2	17	8.5
	Billy Silva	2	5	2.5
	Raheem Covington	2	0	0.0
2002	Raheem Covington	4	17	4.3
2003	Bryan Heinz	5	12	2.4
2004	Marvin Ward	3	17	5.7
2005	Marquice Cole	5	64	12.8
2006	Brendan Smith	3	82	27.3
2007	Nine players with 1 each			
2008	Jordan Mabin	3	4	1.3
	Brad Phillips	3	4	1.3
2009	Sherrick McManis	5	0	0.0
2010	Quentin Davie	3	56	18.7
	Brian Peters	3	84	28.0
2011	Brian Peters	4	26	6.5
2012	David Nwabuisi	3	52	17.3
	Nick VanHoose	3	39	13.0

## CAREER SACK LEADERS

1. Casey Dailey			5. Dwayne Missouri			9. Keith Lozowski			12. John Broeker		
Year	Sacks	Yds	Year	Sacks	Yds	Year	Sacks	Yds	Year	Sacks	Yds
1994	2	14	1997	0	0	1994	2	20	1987	0	0
1995	6	51	1998	3	15	1995	1	8	1988	4	NA
1996	8	44	1999	5	39	1996	4	36	1989	1	3
1997	12	100	2000	9	62	1997	3	18	1990	4	38
<b>Totals</b>	<b>28</b>	<b>209</b>	<b>Totals</b>	<b>17</b>	<b>116</b>	<b>Totals</b>	<b>10</b>	<b>82</b>	<b>Totals</b>	<b>9</b>	<b>NA</b>
2. Steve Shine			6. Matt Rice			9. Quentin Davie			12. Thor Schmidt		
Year	Sacks	Yds	Year	Sacks	Yds	Year	Sacks	Yds	Year	Sacks	Yds
1990	3	23	1993	0	0	2007	0.0	0	1995	0	0
1991	0	0	1994	3	23	2008	3.5	23	1996	1	3
1992	11	58	1995	6	46	2009	5.0	22	1997	2	14
1993	7	55	1996	3	20	2010	1.5	11	1998	6	35
<b>Totals</b>	<b>21</b>	<b>136</b>	<b>Totals</b>	<b>12</b>	<b>89</b>	<b>Totals</b>	<b>10</b>	<b>56</b>	<b>Totals</b>	<b>9</b>	<b>52</b>
3. Corey Wootton			7. Loren Howard			9. Tyler Scott			12. Nick Roach		
Year	Sacks	Yds	Year	Sacks	Yds	Year	Sacks	Yds	Year	Sacks	Yds
2006	4.5	13	2002	0	0	2010	0	0	2003	1	12
2007	1	5	2003	8	46	2011	1	8	2004	5	25
2008	10	64	2004	3	27	2012	9	58	2005	1	5
2009	4	23	<b>Totals</b>	<b>11</b>	<b>73</b>	<b>Totals</b>	<b>10.0</b>	<b>66</b>	2006	2	17
<b>Totals</b>	<b>19.5</b>	<b>105</b>							<b>Totals</b>	<b>9</b>	<b>49</b>
4. Vince Browne			7. J. Cunningham								
Year	Sacks	Yds	Year	Sacks	Yds						
2008	4.0	31	1989	1	3						
2009	5.0	31	1990	2	13						
2010	7.0	42	1991	6	75						
2011	3.0	12	1992	2	11						
<b>Totals</b>	<b>19.0</b>	<b>116</b>	<b>Totals</b>	<b>11</b>	<b>102</b>						

## CAREER INTERCEPTION LEADERS

1. Brett Whitley		5. Harold Blackmon		9. Bobby Anderson		11. Marvin Ward	
Year	Int.	Year	Int.	Year	Int.	Year	Int.
1984.....	0	1997.....	1	1979.....	2	2001.....	0
1985.....	5	1998.....	2	1980.....	4	2002.....	0
1986.....	3	1999.....	2	1981.....	1	2003.....	4
1987.....	7	2000.....	5	1982.....	1	2004.....	3
<b>Total.....</b>	<b>15</b>	<b>Total.....</b>	<b>10</b>	<b>Total.....</b>	<b>8</b>	<b>Total.....</b>	<b>7</b>
2. Tom Worthington		5. Eric Hutchinson		9. Dick McCauley		11. Raheem Covington	
Year	Int.	Year	Int.	Year	Int.	Year	Int.
1946.....	0	1969.....	1	1962.....	2	1999.....	0
1947.....	6	1970.....	6	1963.....	5	2000.....	1
1948.....	3	1971.....	3	1964.....	1	2001.....	2
1949.....	5	<b>Total.....</b>	<b>10</b>	<b>Total.....</b>	<b>8</b>	2002.....	4
<b>Total.....</b>	<b>14</b>					<b>Total.....</b>	<b>7</b>
3. Brian Peters		7. Sherrick McManis		11. Marquice Cole		11. Walter Jones	
Year	Int.	Year	Int.	Year	Int.	Year	Int.
2008.....	1	2006.....	1	2002.....	0	1950.....	1
2009.....	3	2007.....	1	2003.....	0	1951.....	4
2010.....	3	2008.....	2	2005.....	5	1952.....	2
2011.....	4	2009.....	5	2006.....	2	<b>Total.....</b>	<b>7</b>
<b>Total.....</b>	<b>11</b>	<b>Total.....</b>	<b>9</b>	<b>Total.....</b>	<b>7</b>	<b>Total.....</b>	<b>7</b>
4. Malcolm Hunter		7. Willie Lindsey		11. Bryan Heinz		11. Dale Pienta	
Year	Int.	Year	Int.	Year	Int.	Year	Int.
1974.....	4	1989.....	0	2003.....	5	1954.....	5
1975.....	0	1990.....	1	2004.....	1	1955.....	1
1976.....	5	1991.....	7	2005.....	1	1956.....	1
1977.....	2	1992.....	1	<b>Total.....</b>	<b>7</b>	<b>Total.....</b>	<b>7</b>
<b>Total.....</b>	<b>11</b>	<b>Total.....</b>	<b>9</b>				



## TOTAL OFFENSE

### Pass-Rush Plays

Game: 115 vs. Auburn, 2010  
Season: 1,034, 2010

### Yards Gained

Game: 704 vs. Indiana, 2012  
Season: 6,004, 2005

### Average Yards Per Game

Season: 500.3, 2005

### Average Yards Per Play

Game: 8.3 vs. Wisconsin, 2005  
Season: 6.2, 2005

## RUSHING

### Attempts

Game: 77 vs. Indiana, 1975;  
vs. Minnesota, 1970; vs. Iowa, 1965  
Season: 603, 2000

### Yards Gained

Game: 478 vs. Boston College, 1961  
Season: 3,062, 2000

### Average Gain Per Rush

Game: 8.1 vs. Iowa State, 1953  
Season: 5.1, 2000  
Season: (Per Game) 255.2, 2000

### Players Gaining 100 Yards

Game: 2, many times, most recent:  
vs. Iowa, 2012

### Touchdowns

Game: 8 vs. Illinois, 2000  
Season: 37, 2000

## PASSING

### Attempts

Game: 78 vs. Auburn, 2010  
Season: 531, 2010

### Fewest Passes Attempted

Game: 1 vs. Minnesota, 1956

### Passes Attempted Without Interception

Game: 58 vs. Purdue, 1989; and vs.  
Minnesota, 2007

### Completions

Game: 47 vs. Auburn, 2010  
Season: 342, 2010

### Passing Yards

Game: 532 vs. Auburn, 2010  
Season: 3,725, 2010

### Touchdowns

Game: 5 vs. Minnesota, 1973; and vs.  
Michigan State, 2007  
Season: 22, 2005

### Had Intercepted (Most)

Game: 7 vs. Notre Dame, 1971  
Season: 29, 1971

## Average Yards

Season: (per completion)  
(minimum 100 comp.) 15.5, 1976  
(minimum 175 comp.) 12.8, 1975  
(minimum 225 comp.) 11.8, 1982  
Season: (per game) 307.9, 2007

## Completion Percentage

Game: (minimum 20 comp.) 83.7 vs.  
Syracuse, 2009 (36 of 43)  
Season: 71.0 (289 of 407)

## Passing Efficiency Rating

Season: 155.9, 2011

## PUNTING

### Punts

Game: 13 vs. Ohio State, 1998  
Season: 87, 1978

### Fewest Punts

Game: 0 vs. Illinois, 1962  
Season: 47, 1996

### Average Per Punt

Game: (minimum 5 punts) 56.6  
vs. Air Force, 1994; vs. Indiana,  
1995  
Game: (minimum 10 punts) 47.5  
vs. Illinois, 1990  
Season: 45.3, 1982

### Opponent's Punts Blocked

Game: 3 vs. Indiana, 1933

## PUNT RETURNS

### Returns

Game: 9 vs. Minnesota, 1950

### Yards

Game: 148 vs. Minnesota, 1950  
Season: 418, 1995

### Average Per Return

Game: (minimum 5 returns) 17.2  
vs. Northern Illinois, 1982  
Season: (minimum 15 returns)  
21.8, 1992

### Touchdowns

Season: 1, many times, most recent:  
vs. Penn State, 2012

## KICKOFF RETURNS

### Returns

Game: 12 vs. Michigan State, 1989  
Season: 85, 1981 (11 games)

### Yards

Game: 325 vs. Wisconsin, 2010  
Season: 1,229, 2002 (12 games)

### Average Per Return

Game: (minimum 3 returns) 43.0  
vs. Boston College, 1993  
Season: 24.1 yards, 2002  
(12 games)

### Touchdowns

Game: 1, many times, most recent:  
vs. Wisconsin, 2010

## SCORING

### Points

Game: 61 vs. Illinois, 2000;  
97 vs. Oshkosh Normal, 1904 •  
Season: 441, 2000 (12 games)

### Points per Game

Season: 36.8, 2000

### Largest Scoring Margin

Season: 25.7, 1904

### Points Scored, Both Teams

Game: 105 vs. Michigan, 2000

### Points Scored by an Opponent

Game: 78 vs. Iowa, 1913

### Touchdowns

Game: (since 1946) 9 vs. Illinois,  
2000  
Season: 58 in 2000 (12 games)

### Field Goals

Game: 5 (two times), vs. Penn State  
(2005); vs. Boston College (2012)  
Season: 20 (1995, 2008, 2012)

## PATs

Game: 7, many times, most recent:  
vs. Navy, 2002  
Season: 50 (2000, 2011, 2012)

### Consecutive Extra Points

Season: 50 (2011, 2012)

### 2-Point Attempts Made

Game: 2 vs. Wisconsin, 1999;  
vs. Iowa, 1989; vs. Minnesota,  
1972;  
vs. Michigan, 1958

### First Downs

Game: 36 vs. Illinois, 2005  
Season: 328, 2005 (12 games);  
273, 2001 (11 games)

### First Downs, Both Teams

Game: 64 vs. Bowling Green, 2001

### First Downs Per Game

Season: 27.3, 2005

### First Downs Rushing

Game: 26 vs. Illinois, 2003  
Season: 161, 2012 (13 games)

### First Downs Passing

Game: 24 vs. Purdue, 2005  
Season: 175, 2007 (12 games); 180,  
2010 (13 games)

### Fewest First Downs

Game: 0 vs. DePauw, 1944  
Season: 103, 1960 (9 games)

## FUMBLES

### Fumbles

Game: 10 vs. Southern California,  
1954  
Season: 50, 1947 (9 games)

### Fumbles Lost

Game: 6 vs. Wisconsin, 1956;  
vs. Illinois, 1954; vs. Southern  
California, 1954; vs. Rice, 1991  
Season: 24, 1977 (11 games)

### Fewest Fumbles Lost

Season: 2, 2004

### Opponent Fumbles

Game: 7, vs. Wyoming, 1979  
Season: 48, 1979 (11 games)

### Opponent Fumbles Recovered

Game: 5 vs. Wisconsin, 1995  
Season: 23, 1972 (11 games);  
1979 (11 games)

## PENALTIES

### Penalties

Game: 16 vs. Duke, 2002  
Season: 112, 2000 (12 games)

### Penalties, Both Teams

Game: 24 vs. Purdue, 1989; vs.  
Pittsburgh, 1950

### Yards Penalized

Game: 146 vs. Duke, 2002  
Season: 960, 2000 (12 games)

### Opponent Penalties

Season: 86, 1996 (12 games)

### Opponent Penalty Yards

Season: 758, 1991 (11 games)

## TURNOVERS

### Turnovers

Game: 9 vs. Notre Dame, 1971  
Season: 43, 1977

### Fewest Turnovers

Season: 11, 2004

### Total Plays Without a Turnover

Game: 103 vs. Illinois, 2000

### Turnovers, Both Teams

Game: 15 vs. Wisconsin, 1956

## **TOTAL DEFENSE**

### **Plays Allowed**

Game: 46 by Purdue, 1988  
Season: 522, 1954 (9 games)

### **Net Yards Allowed**

Game: 88 by Indiana, 1975;  
by Illinois, 1970; by Illinois, 1962  
Season: 2,559, 1970 (10 games)

### **Most Yards Allowed**

Game: 773 by Arizona State, 2005

### **Average Yards Per Game**

Season: 255.9, 1970 (10 Games)

### **Average Yards Allowed Per Play**

Season: 3.8, 1970

## **RUSHING DEFENSE**

### **Rushes Allowed**

Game: 18 by Hawaii, 1998  
Season: 372, 1963 (9 games)

### **Net Yards Allowed**

Game: 4 vs. Ohio, 2008  
Season: 1,643, 2008 (13 games)

### **Average Net Yards Per Game**

Season: 126.4, 2008 (13 games)

### **Lowest Avg. Yards Allowed Per Rush**

Season: 3.1, 1971

## **PASSING DEFENSE**

### **Attempts Allowed**

Game: 3 by Purdue, 1972  
Season: 103, 1955 (9 games)

### **Completions Allowed**

Game: 0 by Army, 1988;  
by Minnesota, 1972; by Purdue, 1972;  
by Michigan, 1943  
Season: 50, 1955 (9 games)

### **Yards Allowed**

Game: (-5) by Notre Dame, 1946  
Season: 793, 1970 (10 games)

### **Average Net Yards Per Game Allowed**

Season: 79.3, 1970 (10 games)

### **Touchdowns Allowed**

Season: 2, 1948

## **INTERCEPTIONS**

Game: 6 vs. Purdue, 1970;  
vs. Wisconsin, 1956  
Season: 20, 1948 (10 games) and 2005  
(12 games)

### **Interception Return Yards**

Game: 187 vs. Iowa, 1987  
Season: 432, 1987 (11 games)

### **Interceptions Returned for TD's**

Game: 2 vs. UCLA, 2005  
Season: 2, many times,  
most recently, 2012



**DANNY SUTTER, PAT FITZGERALD, TIM SCHARF** and **GEOFF SHEIN** helped the 1995 Wildcat defense to a No. 1 ranking in the nation in scoring defense.

## **PUNT RETURNS**

### **Fewest Returns Allowed**

Season: 10, 2011

### **Yards Allowed**

Season: 83, 1994

## **KICKOFF RETURNS**

### **Lowest Average Yards Allowed Per Kickoff Return**

Season: 14.4, 1996

## **TAKEAWAYS**

Game: 8 vs. Wisconsin, 1963;  
vs. Wisconsin, 1956  
Season: 33, 1995

## **SCORING**

### **Points Allowed**

Game: 0 vs. many opponents,  
most recently: Northeastern, 2007  
Season: 22, 1926 (8 games) •  
91, 1948 (10 games)

## **FUMBLES**

### **Most Opponents' Fumbles Recovered**

Season: 23, 1980; 1972

## **FIRST DOWNS**

### **Fewest Allowed**

Game: 0 vs. DePauw, 1944 •  
• pre-modern era record

## **CONSECUTIVE RECORDS**

### **Consecutive Victories**

Season: 9, 1995  
Overall: 11, 1935-36

### **Consecutive Road Victories**

Season: 5, 1995  
Overall: 5, 1995

### **Consecutive Shutouts**

5, 1904; 1900-01; 1898

### **Consecutive Big Ten Victories**

Season: 8, 1995  
Overall: 13, 1995-96

### **Consecutive Victories At Home**

Season: 6, 1931  
Overall: 12, 1995-97

### **Consecutive Winning Seasons**

4, 1928-31; 1895-98





---

# BOWL HISTORY

---

BOWL RECORDS.....	134
1949 ROSE BOWL.....	135
1996 ROSE BOWL.....	135
1997 CITRUS BOWL.....	136
2000 ALAMO BOWL.....	136
2003 MOTOR CITY BOWL .....	137
2005 SUN BOWL.....	137
2008 ALAMO BOWL.....	138
2010 OUTBACK BOWL .....	138
2011 TICKETCITY BOWL .....	139
2011 MEINEKE CAR CARE BOWL OF TEXAS.....	139
2013 TAXSLAYER.COM GATOR BOWL.....	140





# POSTSEASON RECORDS

## NORTHWESTERN BOWL RECORDS

Points .....	38 (2005 Sun Bowl)
First Downs .....	34 (2010 Outback Bowl)
Rushing Attempts .....	46 (2003 Motor City Bowl)
Net Yards Rushing.....	357 (2003 Motor City Bowl)
Net Yards Passing.....	532 (2010 Outback Bowl)
Passes Completed .....	47 (2010 Outback Bowl)
Passes Attempted .....	78 (2010 Outback Bowl)
Total Offensive Plays.....	115 (2010 Outback Bowl)
Total Net Yards.....	621 (2010 Outback Bowl)
Penalties-Yards .....	7-72 yards (1996 Rose Bowl)
Number of Punts-Avg. ....	10-35.7 (2000 Alamo Bowl)
Avg. Per Punt .....	43.0 (1949 Rose Bowl)
Punt Returns: Number-Yards.....	5-12 (2005 Sun Bowl)
Kickoff Returns: Number-Yards.....	8-225 (1996 Rose Bowl)
Interceptions: Number-Yards .....	4-48 (1949 Rose Bowl)
Third-Down Conversions .....	8-15 (1996 Rose Bowl)
Fourth-Down Conversions.....	4-4 (1997 Citrus Bowl) & 4-5 (2010 Outback Bowl)

### INDIVIDUAL

Rushing Yards .....	237, Jason Wright (2003 Motor City Bowl)
Rushing Attempts .....	32, Darnell Autry (1996 Rose Bowl)
Rushing Yards by Quarterback.....	105, Kain Colter (2011 TicketCity Bowl)
Rushing Attempts by Quarterback .....	18, Kain Colter (2011 TicketCity Bowl)
Longest Rush.....	77, Jason Wright (2003 Motor City Bowl)
Rushing Touchdowns.....	3, Darnell Autry (1996 Rose Bowl)
Passing Yards .....	532, Mike Kafka (2010 Outback Bowl)
Passing Attempts.....	78, Mike Kafka (2010 Outback Bowl)
Passing Completions.....	47, Mike Kafka (2010 Outback Bowl)
Longest Completion.....	66, Mike Kafka to Drake Dunsmore (2010 Outback Bowl)
Passing Touchdowns .....	4, Mike Kafka (2010 Outback Bowl)
Had Intercepted.....	5, Mike Kafka (2010 Outback Bowl)
Receiving Yards.....	145, D'Wayne Bates (1996 Rose Bowl)
Receptions.....	12, Zeke Markshausen (2010 Outback Bowl)
Longest Reception .....	66, Drake Dunsmore (2010 Outback Bowl)
Touchdown Receptions.....	2, Andrew Brewer (2010 Outback Bowl)

### PUNTING

Number of Punts .....	10, J.J. Standring (2000 Alamo Bowl)
Average Per Punt.....	43.0, Frank Aschenbrenner (1949 Rose Bowl)
Total Punting Yards.....	357, J.J. Standring (2000 Alamo Bowl)

### FIELD GOALS

Field Goals Attempted.....	4, Brian Gowins (1996 Rose Bowl)
Field Goals Made .....	2, Brian Gowins (1996 Rose Bowl)
Longest Field Goal .....	44, Tim Long (2000 Alamo Bowl)

### RETURN YARDS

Kickoff Returns .....	7, Venric Mark (2011 Meineke Car Care Bowl of Texas)
Kickoff Return Yards.....	166, Hudhaifa Ismaeli (1996 Rose Bowl)
Longest Kickoff Return.....	88, Jason Wright (2003 Motor City Bowl)
Punt Returns .....	5, Mark Philmore (2005 Sun Bowl)
Punt Return Yards.....	50, Unknown (1949 Rose Bowl)
	50, Venric Mark (2011 Meineke Car Care Bowl of Texas)

### DEFENSE

Total Tackles.....	17, Tim McGarigle (2005 Sun Bowl)
Solo Tackles .....	10, Pat Durr (2003 Motor City Bowl)
Assisted Tackles.....	12, Quentin Davie (2011 TicketCity Bowl)
Tackles-For-Loss.....	2.5, Hudhaifa Ismaeli (1996 Rose Bowl)
	2.5, Quentin Davie (2010 Outback Bowl)
Sacks .....	1.5, Dan Sutter (1996 Rose Bowl)
	1.5, Hudhaifa Ismaeli (1996 Rose Bowl)
Pass Breakups.....	2, Harold Blackmon (2000 Alamo Bowl)
	2, Casey Dailey (1996 Rose Bowl)
Interceptions.....	1, (Numerous times)
	last by Brian Peters (2011 Meineke Car Care Bowl of Texas)

## OPPONENT BOWL RECORDS

Points .....	66, Nebraska (2000 Alamo Bowl)
First Downs .....	34, Texas Tech (2011 TicketCity Bowl)
Rushing Attempts .....	69, Nebraska (2000 Alamo Bowl)
Net Yards Rushing.....	476, Nebraska (2000 Alamo Bowl)
Net Yards Passing .....	408, Tennessee (1997 Citrus Bowl)
Passes Completed .....	38, Bowling Green (2003 Motor City Bowl)
Passes Attempted .....	50, Bowling Green (2003 Motor City Bowl)
Total Offensive Plays.....	83, Nebraska (2000 Alamo Bowl)
Total Net Yards.....	636, Nebraska (2000 Alamo Bowl)
Penalties-Yards.....	13-112, Tennessee (1997 Citrus Bowl)
Number of Punts-Avg. ....	6-42.2 (2010 Outback Bowl)
Avg. Per Punt .....	44.3, Nebraska (2000 Alamo Bowl)
Punt Returns: Number-Yards.....	9-81, Nebraska (2000 Alamo Bowl)
Kickoff Returns: Number-Yards .....	6-403, Missouri (2008 Alamo Bowl)
Interceptions: Number-Yards .....	5-103 (2010 Outback Bowl)
Third-Down Conversions .....	12-17, (two times)
	last Bowling Green (2003 Motor City Bowl)
Fourth-Down Conversions.....	1-1, Tennessee (1997 Citrus Bowl)
	1-1, Missouri (2008 Alamo Bowl)

### INDIVIDUAL

Rushing Yards .....	240, Dan Alexander, Nebraska (2000 Alamo Bowl)
Rushing Attempts .....	24, Chris Markey, UCLA (2005 Sun Bowl)
Longest Rush.....	51, Chris Markey, UCLA (2005 Sun Bowl)
Rushing Touchdowns.....	2, (Numerous times)
	Last by Ben Malena, Texas A&M (2011 Meineke Car Care Bowl of Texas)
Passing Yards .....	408, Peyton Manning, Tennessee (1997 Citrus Bowl)
Passing Attempts.....	56, Taylor Potts (2011 TicketCity Bowl)
Passing Completions.....	43, Taylor Potts, Texas Tech (2011 TicketCity Bowl)
Longest Completion.....	69, Bobby Newcombe to Matt Davison, Nebraska (2000 Alamo Bowl)
Passing Touchdowns .....	4, Peyton Manning, Tennessee (1997 Citrus Bowl)
	4, Taylor Potts (2011 TicketCity Bowl)
Had Intercepted.....	3, Josh Harris, Bowling Green (2003 Motor City Bowl)
	3, Drew Olson, UCLA (2005 Sun Bowl)
	3, Chase Daniel, Missouri (2008 Alamo Bowl)
Receiving Yards.....	216, Keyshawn Johnson, USC (1996 Rose Bowl)
Receptions.....	12, Darvin Adams, Auburn (2010 Outback Bowl), Cole Magner, Bowling Green (2003 Motor City Bowl) & Keyshawn Johnson, USC (1996 Rose Bowl)
Longest Reception .....	69, Matt Davison, Nebraska (2000 Alamo Bowl)
Touchdown Receptions.....	2, Cole Magner, Bowling Green (2003 Motor City Bowl), 2, Matt Davison, Nebraska (2000 Alamo Bowl)

### PUNTING

Number of Punts .....	6, Clinton Durst, Auburn (2010 Outback Bowl)
Average Per Punt.....	46.0, Nate Fry, Bowling Green (2003 Motor City Bowl)
Total Punting Yards.....	253, Clinton Durst, Auburn (2010 Outback Bowl)

### FIELD GOALS

Field Goals Attempted.....	4, Jeff Wolfert, Missouri (2008 Alamo Bowl)
	4, Randy Bullock, Texas A&M (2011 Meineke Car Care Bowl of Texas)
Field Goals Made .....	4, Randy Bullock, Texas A&M (2011 Meineke Car Care Bowl of Texas)
Longest Field Goal .....	47, Randy Bullock, Texas A&M (2011 Meineke Car Care Bowl of Texas)

### RETURN YARDS

Kickoff Returns .....	4, Demond Washington, Auburn (2010 Outback Bowl)
Kickoff Return Yards.....	111, Demond Washington, Auburn (2010 Outback Bowl)
Longest Kickoff Return.....	46, Demond Washington, Auburn (2010 Outback Bowl)
Punt Returns .....	4, Joe Walker, Nebraska (2000 Alamo Bowl)
	4, Jeremy Maclin, Missouri (2008 Alamo Bowl)
Punt Return Yards.....	82, Jeremy Maclin, Missouri (2008 Alamo Bowl)

### DEFENSE

Total Tackles.....	14, Neiko Thorpe, Auburn (2010 Outback Bowl)
Solo Tackles .....	13, Neiko Thorpe, Auburn (2010 Outback Bowl)
Assisted Tackles.....	9, Sean Weatherspoon, Missouri (2008 Alamo Bowl)
Tackles-For-Loss.....	4, Corey Terry, Tennessee (1997 Citrus Bowl)
Sacks .....	2, Stryker Sulak, Missouri (2008 Alamo Bowl)
Pass Breakups.....	3, Keyuo Craver, Nebraska (2000 Alamo Bowl)
Interceptions.....	2, Walter McFadden, Auburn & T'Sharvan Bell, Auburn (2010 Outback Bowl)



## 1949 ROSE BOWL



## GAME SUMMARY

Northwestern's first bowl appearance came on Jan. 1, 1949, when the Wildcats—considered by many to be the surprise team of the season—knocked off California in the 1949 Rose Bowl, 20-14.

The Wildcats got on the scoreboard first when left halfback Frank Aschenbrenner burst through the right side for a 73-yard touchdown, at the time the longest run from scrimmage in Rose Bowl history. Jim Farrar's extra-point made the lead 7-0. On Cal's next play, All-American back Jackie Jensen scampered 67 yards over the left end to tie the game at 7-7. The score remained deadlocked until midway through the second quarter when Art Murakowski capped a 78-yard drive

with a one-yard plunge into the end zone for a 13-7 lead. The touchdown was marred by controversy as Murakowski fumbled the ball in the end zone, but the officials ruled it had crossed the goal line first.

Early in the third quarter, California lost Jensen to a back injury, and many felt the Wildcats would roll through the remainder of the game. This was not the case as the Bears converted a Wildcat fumble into a 56-yard touchdown drive and a 14-13 lead heading into the fourth quarter. With the clock winding down, the Wildcats had the ball at their own 12-yard line and seemingly needed a miracle to win. Early in the drive, NU came up with its only pass completion of the game, an Aschenbrenner to Donald Stonesifer connection which put Northwestern on the California 45-yard line. Two plays later, on a direct snap from center, right halfback Ed Tunnichliff reaped the benefits of excellent blocking and raced 43 yards down the sidelines to give NU a 19-14 lead. Farrar's extra-point increased the Wildcat lead to six at 20-14 with 2:59 remaining.

The Bears gave it one final shot, but Loran "Pee Wee" Day intercepted the ball at the five-yard-line inside the final minute. Two keepers by NU quarterback Don Burson ran out the clock and the Wildcats brought home the roses.

## SCORING SUMMARY

NORTHWESTERN	7	6	0	7	—	20
CALIFORNIA	7	0	7	0	—	14

**First Quarter:** NU—Aschenbrenner 73 run (Farrar kick) CAL—Jensen 67 run (Cullom kick). **Second Quarter:** NU—Murakowski 1 run (Farrar kick failed).

**Third Quarter:** CAL—Swaner run (Cullom kick). **Fourth Quarter:** NU—Tunnichliff 43 run (Farrar kick).


## GAME STATISTICS

NU	CAL
6.....	Total first downs.....12
5.....	First downs rushing.....8
1.....	First downs passing.....4
0.....	First downs by penalty.....0
290.....	Total net yards.....256
273.....	Net yards rushing.....173
290.....	Rushing yards gained.....251
17.....	Rushing yards lost.....78
45.....	Rushing plays.....54
17.....	Net yards passing.....83
4.....	Passed attempted.....16
1.....	Passes completed.....6
0.....	Passes intercepted.....4
3-15.....	Penalties-Yards lost.....2-5
6-258-43.0.....	Punts-Yds.-Avg.....4-132-33.0
2-50.....	Punt returns-Yards.....5-70
3-2.....	Fumbles-Lost.....3-1

## INDIVIDUAL STATISTICS

**Rushing:** NU—Aschenbrenner 11-119; CAL—Swaner 17-79  
**Passing:** NU—Aschenbrenner 1-1-17-0; CAL —Celeri 8-3-50-2

## 1996 ROSE BOWL



## GAME SUMMARY

The 1995 Wildcat team was the college football story of the season, shocking the experts in capturing the team's first winning season since 1971, and first bowl game appearance since the 1949 Rose Bowl.

USC scored first in the opening minutes of the game, but NU quickly evened the score when Darnell Autry capped off a 68-yard scoring drive with a three-yard touchdown run. The Trojan offense attacked in the second quarter, scoring on two touchdowns and a field goal. Brian Gowins kicked a 29-yard field goal to cap a drive that began when Tim Scharf forced a USC fumble with 12 seconds remaining in the half, cutting the gap to 24-10.

In the third quarter, Gowins started NU's scoring bonanza with a 28-yard field goal. The Wildcats then completed an on-side kick, which Josh Barnes scooped up. Three minutes later, Autry scored on a nine-yard run to narrow the gap to 24-19. USC struck back with a touchdown midway through the quarter, but the 'Cats answered with Schnur's one-yard TD plunge. NU took the lead for the first time early in the fourth when Autry ran two yards for his third touchdown of the game. USC regained the lead for good with a field goal on the next possession and then converted a rare Schnur interception into a touchdown. The Wildcats gave it one last effort late in the game. Gowins' 48-yard field goal attempt with 35 seconds left had the distance, but hit the left upright and bounced out.

Steve Schnur had a career-best day, connecting on 23-of-39 passes for 336 yards with one rushing touchdown.

## SCORING SUMMARY

NORTHWESTERN	7	3	16	6	—	32
USC	7	17	7	10	—	41

**First Quarter:** USC—L. Woods 1 run (Abrams kick) 11:02. NU—D. Autry 3 run (Gowins kick) 6:05. **Second Quarter:** USC—Barnum 21 pass from Otton (Abrams kick) 13:05. USC—Abrams 30 FG 3:29 USC—McCutcheon 53 fumble return (Abrams kick) 2:56. NU—Gowins 29 FG 0:02. **Third Quarter:** NU—Gowins 28 FG 11:01. NU—D. Autry 9 run (pass failed) 8:17. USC—K. Johnson 56 pass from Otton (Abrams kick) 6:08. NU—Schnur 1 run (Gowins kick), 2:58. **Fourth Quarter:** NU—D. Autry 2 run (pass failed), 13:01. USC—Abrams 46 FG 9:09. USC—Washington 2 run (Abrams kick), 2:55.


## GAME STATISTICS

NU	USC
23.....	First Downs.....22
39.....	Rushing Att.....27
152.....	Yards Rushing.....58
13.....	Yards Lost Rushing.....29
139.....	Net Yards Rushing.....29
336.....	Net Yards Passing.....391
39.....	Passes Attempted.....44
23.....	Passes Completed.....29
1.....	Had Intercepted.....0
78.....	Total Offensive Plays.....71
475.....	Total Net Yards.....420
6.1.....	Avg. Gain/Play.....5.9
1-1.....	Fumbles—Lost.....1-1
7-72.....	Penalties—Yards.....11-86
1-41.....	Interceptions—Yards.....0-0
2-77.....	Punts—Yards.....2-89
38.5.....	Avg. Yard/Punt.....44.5
0-0.....	Punt Return—Yards.....2-18
8-225.....	Kickoff Return—Yards.....3-31
30:13.....	Possession Time.....29:47
8/15.....	3rd Down Conversion.....12/17
4-21.....	Sacks By—Yards.....0-0

## INDIVIDUAL LEADERS

**Rushing:** NU—D. Autry 32-110; USC —Washington 16-51  
**Passing:** NU—Schnur 39-23-336-1; USC—Otton 44-29-391-0  
**Receiving:** NU—Bates 7-145; USC—K. Johnson 12-216

## 1997 CITRUS BOWL



## GAME SUMMARY

Northwestern defied the odds again in 1996, capturing its second-consecutive Big Ten Championship and the third January 1 bowl game in school history. The Wildcats traveled to Orlando, Fla., to take on the ninth-ranked Tennessee Volunteers in the 1997 CompUSA Florida Citrus Bowl.

Despite rallying from a 21-0 first quarter deficit to tie the score, Peyton Manning and Tennessee were too much for Northwestern as the Volunteers posted a 48-28 victory.

Manning threw two TDs and ran for another as the Vols built a 21-0 lead with 2:00 left in the first quarter. Northwestern hung tough, though, and it paid off as Darnell Autry cut

the lead to 21-7 on a two-yard run midway through the second quarter. Steve Schnur then hooked up with Brian Musso, a little over four minutes later, on a 22-yard scoring strike to cut the lead to seven.

Almost immediately, NU got the ball back as Tim Scharf jarred the ball loose from the runner and Mike Nelson recovered for the Wildcats. Autry then broke free on a 28-yard scoring scamper to knot the score at 21-21.

The Volunteers went back up by seven and 30 seconds later, added a field goal as time expired to go up, 31-21, at half. On the third play of the second half, Tennessee intercepted a Schnur pass and returned it 30 yards for a touchdown and a 38-21 lead. NU would add one more score on a 22-yard TD pass from Schnur to D'Wayne Bates, but it wasn't enough.

Schnur threw for 228 yards and two scores. Barry Gardner led the way on defense with 10 tackles.

## SCORING SUMMARY

TENNESSEE	21	10	7	10	—	48
NORTHWESTERN	0	21	0	7	—	28

**First Quarter:** UT—Price 43 pass from Manning (Hall kick) 13:22. UT—Manning 10 run (Hall kick) 8:07. UT—Kent 11 pass from Manning (Hall kick) 2:00.

**Second Quarter:** NU—D. Autry 2 run (Gowins kick) 7:45. NU—B. Musso 20 pass from Schnur (Gowins kick) 3:28. NU—D. Autry 28 run (Gowins kick) 2:27. UT—Kent 67 pass from Manning (Hall kick) 1:58. UT—Hall 19 FG 0:00. **Third Quarter:** UT—Hines 30 INT return (Hall kick) 13:55. **Fourth Quarter:** UT—Hall 28 FG 7:40. NU—Bates 22 pass from Schnur (Gowins kick) 4:45. UT—Moore 6 pass from Manning (Hall kick) 2:27.

## GAME STATISTICS

NU	UT
22.....	First Downs.....29
28.....	Rushing Attempts.....32
95.....	Yards Rushing.....141
52.....	Yards Lost Rushing.....26
43.....	Net Yards Rushing.....115
242.....	Net Yards Passing.....408
51.....	Passes Attempted.....39
27.....	Passes Completed.....27
4.....	Had Intercepted.....0
79.....	Total Offensive Plays.....71
285.....	Total Net Yards.....523
1-1.....	Fumbles—Lost.....4-2
5-40.....	Penalties—Yards.....13-112
0-0.....	Interceptions—Yards.....4-64
6-224.....	Punts—Yards.....4-143
37.3.....	Avg. Yard/Punt.....35.8
2-17.....	Punt Returns—Yards.....3-13
6-137.....	Kickoff Returns—Yards.....3-36
32:08.....	Possession Time.....27:52
8/19.....	3rd Down Conversions.....5/11
3-23.....	Sacks By—Yards.....3-31


## INDIVIDUAL LEADERS

**Rushing:** NU—D. Autry 17-66; UT—Graham 14-79

**Passing:** NU—Schnur 45-25-228-3; UT—Manning 39-27-408-0

**Receiving:** NU—Bates 10-97; UT—Kent 5-122

## 2000 ALAMO BOWL



## GAME SUMMARY

When the 2000 college football season began, the idea of Northwestern and Nebraska meeting in a bowl game was nearly laughable. After all, the Wildcats were coming off a 3-8 season in 1999, while the Cornhuskers began the season ranked No. 1 in the country.

Yet on December 30, the two teams with 'N' on the helmet stood toe-to-toe on the astroturf housed by the Alamodome in San Antonio.

Northwestern gave the Huskers fits in the early part of the game, and even held a 10-7 lead early in the second quarter. However, it was all Nebraska from that point on, as the Huskers outscored the 'Cats 31-7 before halftime and then tacked on 28 unanswered points in the second stanza for the win.

Nebraska drew first blood with a 15-yard touchdown run by Dan Alexander just 2:11 into the contest before Northwestern got on the board with a 44-yard Tim Long field goal three minutes later. In the second quarter, the Wildcats briefly took the lead when Zak Kustok found Teddy Johnson in the corner of the end zone for a 10-yard TD reception.

The lead lasted all of 20 seconds. Nebraska stormed back, as QB Eric Crouch scampered 50 yards for a touchdown, starting a 24-point explosion. Down 31-10, Northwestern briefly revived itself when All-American running back Damien Anderson broke off a 69-yard touchdown run with just 1:10 left before halftime. The Huskers took the momentum right back, however, as Crouch hit Bobby Newcombe with a 58-yard TD pass to give Nebraska a 38-17 halftime lead.

Anderson finished the game with 149 yards on 18 carries to lead NU.

## SCORING SUMMARY

NEBRASKA	7	31	21	7	—	66
NORTHWESTERN	3	14	0	0	—	17

**First Quarter:** UNL—Alexander 15 run (Brown kick) 12:49. NU—Long 44 FG 9:51. **Second Quarter:** NU—Johnson 10 pass from Kustok (Long kick) 14:16. UNL—Crouch 50 run (Brown kick) 13:56. UNL—Alexander 2 run (Brown kick) 11:50. UNL—Buckhalter 2 run (Brown kick) 7:13. UNL—Brown 51 FG 1:28. NU—Anderson 69 run (Long kick) 1:10. UNL—Newcombe 58 pass from Crouch (Brown kick) 0:20. **Third Quarter:** UNL—Davison 11 pass from Crouch (Brown kick) 12:17. UNL—Crouch, 2 run (Brown kick) 3:52. UNL—Davison 69 pass from Newcombe (Brown kick) 1:14. **Fourth Quarter:** UNL—Diedrick 9 run (Brown kick) 5:22.

## GAME STATISTICS

NU	UNL
14.....	First Downs.....28
38.....	Rushing Attempts.....69
269.....	Yards Gained Rushing.....519
37.....	Yards Lost Rushing.....43
232.....	Net Yards Rushing.....476
151.....	Net Yards Passing.....160
43.....	Passes Attempted.....14
17.....	Passes Completed.....6
1.....	Had Intercepted.....1
81.....	Total Offensive Plays.....83
383.....	Total Net Yards.....636
1-0.....	Fumbles—Lost.....2-1
7-46.....	Penalties—Yards.....4-67
1-0.....	Interceptions—Yards.....1-6
10-357.....	Punts—Yards.....3-133
35.7.....	Avg. Yard/Punt.....44.3
2-6.....	Punt Returns—Yards.....9-81
6-112.....	Kickoff Returns—Yards.....4-102
26:23.....	Possession Time.....33:37
5/20.....	3rd Down Conversions.....6/15
0-0.....	Sacks By—Yards.....3-19


## INDIVIDUAL LEADERS

**Rushing:** NU—Anderson 18-149; UNL—Alexander 20-240

**Passing:** NU—Kustok 35-15-138-1; UNL—Crouch 13-5-91-2

**Receiving:** NU—Johnson 4-53; UNL—Davison 3-85

## 2003 MOTOR CITY BOWL



## GAME SUMMARY

In what turned out to be one of the more exciting bowl games of the 2003 season, Bowling Green and quarterback Josh Harris got the final word with Northwestern and Jason Wright. Harris and Wright turned in two of the more impressive postseason performances and shared the game's MVP honors. The Wildcats led for three-plus quarters until Harris fired an 11-yard TD pass with 11:32 remaining in the game, which gave BGSU a 21-17 advantage.

NU countered, however, thanks to an 88-yard kickoff return by Wright. Noah Herron, who tallied two touchdowns, scored on a 2-yard scamper with 10:01 left to put the 'Cats back in front, 24-21. But Harris and

the Falcons had one more scoring drive left in them, and NU was unable to muster an offensive threat on its final possession. Wright finished with a bowl and school-record 336 all-purpose yards. He totaled 237 rushing yards, also a bowl mark.

Harris completed 38-of-50 passes for 386 yards—all Motor City Bowl marks. NU's secondary helped control the Falcons early, picking off three BGSU passes.

Luis Castillo, named the bowl's UAW Lineman of the Game, had eight tackles (five solos). Northwestern ran for a bowl-record 357 yards. Herron added 80 yards on 12 carries.

## SCORING SUMMARY

NORTHWESTERN	7	3	7	7	—	24
BOWLING GREEN	0	7	7	14	—	28

**First Quarter:** NU—Herron 40 run (Huffman kick) 7:52. **Second Quarter:** NU—Huffman 31 FG 13:12. BGSU—Harris 4 run (Suisham kick) 7:57. **Third Quarter:** NU—Wright, 77 run (Huffman kick) 14:14. BGSU—Magner 7 pass from Harris (Suisham kick) 9:10. **Fourth Quarter:** BGSU—Sanders 11 pass from Harris (Suisham kick) 11:32. NU—Herron 2 run (Huffman kick) 10:01. BGSU—Magner 3 pass from Harris (Suisham kick) 4:06.

## GAME STATISTICS

BGSU	NU
30.....	First Downs.....16
37.....	Rushing Attempts.....46
121.....	Yards Gained Rushing.....385
33.....	Yards Lost Rushing.....28
88.....	Net Yards Rushing.....357
386.....	Net Yards Passing.....58
51.....	Passes Attempted.....15
38.....	Passes Completed.....7
3.....	Had Intercepted.....0
88.....	Total Offensive Plays.....61
474.....	Total Net Yards.....415
0-0.....	Fumbles—Lost.....2-2
1-15.....	Penalties—Yards.....3-40
0-0.....	Interceptions—Yards.....3-20
3-138.....	Punts—Yards.....5-172
46.0.....	Avg. Yard/Punt.....34.4
2-21.....	Punt Returns—Yards.....2-3
3-80.....	Kickoff Returns—Yards.....2-91
34:08.....	Possession Time.....25:52
12/17.....	3rd Down Conversions.....5/14
1-14.....	Sacks By—Yards.....2-10

## INDIVIDUAL LEADERS

**Rushing:** NU—Wright 21-237; BGSU—Harris 21-68  
**Passing:** NU—Basanez 15-7-58-0; BGSU—Harris 50-38-386-2  
**Receiving:** NU—Philmore 3-43; BGSU—Magner 12-97

## 2005 SUN BOWL



## GAME SUMMARY

Despite returning two interceptions for touchdowns and winning the turnover battle 4-3, Northwestern fell 50-38 to No. 17 UCLA in the 72nd annual Sun Bowl held in El Paso, Texas.

NU jumped to an early 22-0 first-quarter lead when Kevin Mims and Nick Roach each returned UCLA quarterback Drew Olson interceptions for touchdowns. The two defensive touchdowns followed a Joel Howells' 33 yard field goal and sandwiched a 19-yard Mark Philmore reverse for a touchdown. Northwestern's defense picked off Olson three times in the first quarter alone, equaling the number of interceptions Olson threw in his first 11 games combined.

The Bruins, however, came storming back from the 22-0 deficit, scoring 36 unanswered points for a 36-22 lead. Amado Villarreal booted a 31-yard field goal at the end of the third quarter to halt the UCLA scoring string.

The Wildcats mounted a furious comeback. A Brett Basanez touchdown pass to Philmore cut the score to 36-31 with 2:29 left in the game. Then, UCLA's Brandon Breazell recovered NU's onside kick and returned it for a touchdown. The Wildcats came charging back, scoring on Shaun Herbert's 5-yard TD catch with 24 seconds left, trimming the UCLA lead to 43-38. Then the unthinkable happened. Breazell returned another onside kick for a score to ice the contest with 18 seconds left.

Despite the disheartening defeat, Northwestern set a Sun Bowl record with 584 yards of offense, with 448 coming courtesy of Brett Basanez.

## SCORING SUMMARY

NORTHWESTERN	22	0	3	13	—	38
UCLA	7	22	7	14	—	50

**First Quarter:** NU—Howells 33 FG 7:53. NU—Mims 30 INT return (Howells kick blocked) 6:27. NU—Philmore 19 run (Howells kick failed) 5:36. NU—Roach 35 INT return (Howells kick) 4:21. UCLA—Bell 5 run (Rotstein kick) 0:15. **Second Quarter:** UCLA—Moya 58 pass from Olson (Rotstein kick) 13:57. UCLA—Bell 6 run (Lewis pass from Olson) 8:26. UCLA—Everett 8 pass from Olson (Rotstein kick) 0:29. **Third Quarter:** UCLA—Pitre 5 pass from Olson (Rotstein kick) 9:04. NU—Villarreal 31 FG 4:40. **Fourth Quarter:** NU—Philmore 8 pass from Basanez (Basanez pass intercepted) 2:29. UCLA—Breazell 42 kickoff return (Malette kick) 2:24. NU—Herbert 5 pass from Basanez (Villarreal kick) 0:24. UCLA—Breazell 45 kickoff return (Rotstein kick) 0:18.

## GAME STATISTICS


NU	UCLA
33.....	First Downs.....24
32.....	Rushing Attempts.....50
176.....	Yards Gained Rushing.....334
8.....	Yards Lost Rushing.....24
168.....	Net Yards Rushing.....310
416.....	Net Yards Passing.....143
70.....	Passes Attempted.....24
38.....	Passes Completed.....10
2.....	Had Intercepted.....3
102.....	Total Offensive Plays.....74
584.....	Total Net Yards.....453
4-1.....	Fumbles—Lost.....2-1
6-49.....	Penalties—Yards.....8-69
3-65-2.....	Interceptions—Yards—TD.....2-0-0
5-155.....	Punts—Yards.....5-202
31.0.....	Avg. Yard/Punt.....40.4
5-12-0.....	Punt Returns—Yards—TD.....1-20-0
6-74-0.....	Kickoff Returns—Yards—TD.....6-156-2
30:50.....	Possession Time.....29:10
5/20.....	3rd Down Conversions.....6/13
1-5.....	Sacks By—Yards.....0-0

## INDIVIDUAL LEADERS

**Rushing:** NU—Sutton 18-84; UCLA—Markey 24-161  
**Passing:** NU—Basanez 70-38-2-416; UCLA—Olson 24-10-3-143  
**Receiving:** NU—Lane 7-136; UCLA—Drew 2-29



## 2008 ALAMO BOWL



## GAME SUMMARY

C.J. Bachér tied a Valero Alamo Bowl record with three touchdowns passes and threw for more than 300 yards, but No. 21 Missouri kicked a game-tying field goal late in the fourth quarter before defeating No. 23 Northwestern in overtime, 30-23.

In a game against former Heisman finalist Chase Daniel, Bachér won the battle of the QB's. The fifth-year senior completed 27-of-43 passes for 304 yards and three scores. Miz-zou's offense came into the game averaging almost 500 yards per game, but was held to under 300 yards in regulation.

Eric Peterman opened the scoring with a 35-yard scoring reception in the first quarter. Rasheed Ward caught a season-long 46-yard

catch into the end zone to begin the second half before Ross Lane gave the Wildcats a 23-20 advantage with an acrobatic 23-yard TD grab late in the third quarter. Ward finished the game with a career-best 101 receiving yards on seven catches.

Senior Tyrell Sutton came back from a wrist injury in the eighth game of the year to record his 16th-career 100-yard rushing game. He finished with 114 yards on 29 carries, adding 29 yards on five catches.

Northwestern held its 23-20 lead until late in the fourth quarter when Missouri's Jeff Wolfert made his third field goal of the contest. He had another chance to end the game in regulation, but his 44-yard effort as time expired sailed wide right. The Tigers scored a TD on their opening possession of overtime before keeping the Wildcats out of the end zone to secure the victory.

## SCORING SUMMARY

MISSOURI	0	10	10	3	7	—	30
NORTHWESTERN	7	3	13	0	0	—	23

**First Quarter:** 9:30 NU—Peterman 35 pass from Bachér (Villarreal kick). **Second Quarter:** 14:49 MU—Wolfert 31 FG; 9:11 NU—Villarreal 21 FG; 1:00 MU—Maclin 75 punt return (Wolfert kick). **Third Quarter:** 12:08 NU—Ward 46 pass from Bachér (kick failed); 7:20 MU—Alexander 11 pass from Daniel (Wolfert kick); 3:46 MU—Wolfert 43 FG; 00:31 NU—Lane 23 pass from Bachér (Villarreal kick). **Fourth Quarter:** 2:49 MU—Wolfert 37 FG. **Overtime:** MU—Maclin 7 pass from Daniel (Wolfert kick)

## GAME STATISTICS

MU	NU
21.....	First Downs.....21
30.....	Rushing Attempts.....40
120.....	Yards Gained Rushing.....132
9.....	Yards Lost Rushing.....60
111.....	Net Yards Rushing.....72
200.....	Net Yards Passing.....304
44.....	Passes Attempted.....43
27.....	Passes Completed.....27
3.....	Had Intercepted.....1
74.....	Total Offensive Plays.....83
311.....	Total Net Yards.....376
0-0.....	Fumbles-Lost.....1-0
6-32.....	Penalties-Yards.....7-47
1-22-0.....	Interceptions-Yards-TD.....3-4-0
4-177.....	Punts-Yards.....6-228
44.2.....	Avg. Yard/Punt.....38.0
4-82-1.....	Punt Return-Yards-TD.....1-0-0
4-40-0.....	Kickoff Return-Yards-TD.....5-108-0
24:40.....	Possession Time.....34:28
7/16.....	Third-Down Conversions.....11/21
5-43.....	Sacks By-Yards.....1-1

## INDIVIDUAL LEADERS

**Rushing:** NU—Sutton 29-114; MU—Washington 15-44  
**Passing:** NU—Bachér 27-43-304-3; MU—Daniel 27-44-200-2  
**Receiving:** NU—Ward 7-101; MU—Coffman 7-67

## 2010 OUTBACK BOWL



## GAME SUMMARY

Senior Mike Kafka broke an Outback Bowl record with a school-record 532 passing yards, throwing for four scores and running for another to lead a furious Northwestern comeback to force overtime, but the Wildcats ultimately fell to Auburn, 38-35.

With NU trailing by 14 and three minutes to play, Kafka scrambled for a 2-yard score to draw the Wildcats within eight, 35-27, after the extra point was blocked. On the ensuing Auburn possession, Brad Phillips forced a fumble recovered by Sherrick McManis, setting up a Kafka to Sidney Stewart 18-yard strike with 1:15 to go. A tricky 2-point conversion pass from Andrew Brewer to Brendan Mitchell tied the game.

A fumble on the ensuing kick gave NU the ball back again, but a field goal attempt went wide to force overtime. After Auburn kicked a field goal on their possession, Northwestern first attempted one of its own, but it clanged off the right upright. Auburn drew a roughing the kicker penalty to give NU another shot, however. A fake field goal on fourth-and-goal from the 2 was not successful, ending the game.

Kafka recovered from five interceptions in the game to set NCAA records for total plays by an individual (98) and total plays by a team (115). He hit Brewer for two scoring strikes and also found Drake Dunsmore in the flat before Dunsmore broke several tackles on a 66-yard catch-and-run touchdown scamper.

Brewer finished with 133 yards receiving while Dunsmore had 120. Zeke Markshausen caught 12 passes while Stewart caught 10.

## SCORING SUMMARY

NORTHWESTERN	7	0	14	14	0	—	35
AUBURN	14	7	0	14	3	—	38

**First Quarter:** 12:25 AU—Burns 1 run (Byrum kick); 4:37 AU—McFadden 100 interception return (Byrum kick); NU—Brewer 39 pass from Kafka (Demos kick)

**Second Quarter:** 8:54 AU—Carr 46 pass from Todd (Byrum kick)

**Third Quarter:** 2:42 NU—Brewer 35 pass from Kafka (Demos kick); 0:27 NU—Dunsmore 66 pass from Kafka (Demos kick)

**Fourth Quarter:** 10:10 AU—Tate 5 run (Byrum kick); 7:32 AU—Tate 7 run (Byrum kick); 3:20 NU—Kafka 2 run (kick blocked); 1:15 NU—Stewart 18 pass from Kafka (Mitchell pass from Brewer)

**Overtime:** AU—Byrum 21 FG

## GAME STATISTICS

NU	AU
34.....	First Downs.....18
37.....	Rushing Attempts.....39
114.....	Yards Gained Rushing.....219
21.....	Yards Lost Rushing.....29
93.....	Net Yards Rushing.....190
532.....	Net Yards Passing.....235
78.....	Passes Attempted.....33
47.....	Passes Completed.....20
5.....	Had Intercepted.....2
115.....	Total Offensive Plays.....72
621.....	Total Net Yards.....425
0-0.....	Fumbles-Lost.....3-2
3-25.....	Penalties-Yards.....12-140
2-0-0.....	Interceptions-Yards-TD.....5-103-1
5-158.....	Punts-Yards.....6-253
31.6.....	Avg. Yard/Punt.....42.2
1-1-0.....	Punt Return-Yards-TD.....0-0-0
5-116-0.....	Kickoff Return-Yards-TD.....5-125-0
34:11.....	Possession Time.....25:49
6/23.....	3rd Down Conversion.....4/13
3-19.....	Sacks By-Yards.....3-19

## INDIVIDUAL LEADERS

**Rushing:** NU—Schmidt 8-36; AU—Tate 20-108  
**Passing:** NU—Kafka 47-78-532-4; AU—Todd 20-31-235-1  
**Receiving:** NU—Markshausen 12-84; AU—Adams 12-142

## 2011 TICKETCITY BOWL



## GAME SUMMARY

Trailing 31-9 midway through the third quarter, Northwestern staged a furious rally at the inaugural TicketCity Bowl, pulling within one touchdown before falling to Texas Tech, 45-38.

Texas Tech held a 10-0 lead after the first before NU got on the board in the second with a 15-play, 78-yard drive capped by a Colter one-yard rush. The PAT failed, making it 10-6 before TTU pushed its lead to 24-6 at the half.

The third quarter was a wild one on the scoreboard, with both teams combining for 32 points. NU forced a fumble on the opening kickoff of the second half, converting the turn-

over into an 18-yard Stefan Demos field goal, but Texas Tech got an 86-yard touchdown run on the next play from scrimmage to make the score 31-9 with 11:05 left in the third. Kain Colter scored on the ensuing drive on a 15-yard rush before he found Josh Rooks on a two-point conversion pass to make it 31-17. After Texas Tech scored another touchdown, Northwestern recovered an onside kick attempt and needed just two plays to punch it in on a four-yard Evan Watkins' rush, making the score 38-24 entering the fourth.

NU scored on its third-straight drive when Watkins found Demetrius Fields for an 18-yard touchdown on fourth-and-four, cutting the deficit to 38-31 with 10:33 left to play. Texas Tech kept punching, extending its lead back to 45-31 with 7:13 left during a drive that saw Hunter Bates, NU's leading tackler with 11 at that point, carted off the field with a major leg injury.

Jordan Mabin kept the 'Cats alive with an 39-yard interception return for a touchdown to make the score 45-38 with 5:37 left, but Texas Tech all but ran out the clock on its next drive to secure the win.

## SCORING SUMMARY

NORTHWESTERN	0	6	18	14	—	38
TEXAS TECH	10	14	14	7	—	45

**First Quarter:** 5:18 TTU—Williams 24 FG; 0:39 TTU—Zouzalik 13 pass from Potts (Williams kick)

**Second Quarter:** 6:47 NU—Colter 1 rush (Williams rush failed); 4:15 TTU—Potts 13 run (Williams kick); 0:11 TTU—Lewis 6 pass from Potts

**Third Quarter:** 11:25 NU—Demos 18 FG; 11:05 TTU—Stephens 86 run (Williams kick); 6:12 NU—Colter 15 run (Rooks pass from Colter); 2:29 TTU—Swindall 6 pass from Potts (Williams kick); 1:52 NU—Watkins 4 run (Demos kick)

**Fourth Quarter:** 10:33 NU—D. Fields 18 pass from Watkins (Demos kick); 7:13 TTU—Leong 11 pass from Potts (Williams kick); 5:37 NU—Mabin 39 interception return (Demos kick)

## GAME STATISTICS

NU	TTU
23.....	First Downs.....
50.....	Rushing Attempts.....
241.....	Yards Gained Rushing.....
12.....	Yards Lost Rushing.....
229.....	Net Yards Rushing.....
146.....	Net Yards Passing.....
30.....	Passes Attempted.....
14.....	Passes Completed.....
1.....	Had Intercepted.....
80.....	Total Offensive Plays.....
375.....	Total Net Yards.....
2-0.....	Fumbles-Lost.....
7-52.....	Penalties-Yards.....
1-39-1.....	Interceptions-Yards-TD.....
5-178.....	Punts-Yards.....
35.6.....	Avg. Yard/Punt.....
0-0-0.....	Punt Return-Yards-TD.....
6-124-0.....	Kickoff Return-Yards-TD.....
30:17.....	Possession Time.....
6/16.....	Third-Down Conversions.....
0-0.....	Sacks By-Yards.....

## INDIVIDUAL LEADERS

**RUSHING:** NU—Colter 18-105; TTU—Stephens 14-126  
**PASSING:** NU—Watkins 10-21-76-1; TTU—Potts 43-56-369-4  
**RECEIVING:** NU—Ebert 3-34; TTU—Leong 10-118

## 2011 MEINEKE CAR CARE BOWL OF TEXAS



## GAME SUMMARY

Appearing in a bowl game for a fourth straight year, Northwestern came out on the short end of 33-22 outcome against Texas A&M in the Meineke Car Care Bowl of Texas. NU scored the first touchdown of the game but TAMU ran off 27 straight points to take command.

In the final game of his NU career, quarterback Dan Persa established himself as Division I's (FBS or FCS) all-time record-holder in completion percentage. Persa wraps up his tenure at 72.7 percent (460-of-633), besting the previous NCAA record of 70.4 as set by Hawaii's Colt Brennan.

Senior safety Brian Peters came up with his 12th career interception in the game, giving him sole possession of third place on NU's all-time list, with three of those coming in bowl games.

Against the Aggies, Persa threw for 213 yards, but the Wildcats were held in check by a stout A&M defense that collected eight sacks on the day. NU gained a 7-3 lead early in the second quarter when Houston native Venric Mark scored his first career rushing touchdown on a pitch from Persa. That score capped a 13-play drive that ate up nearly five minutes off the clock. Texas A&M, however, then dominated the game's next 25 minutes, running off 27 unanswered points to take a 30-7 lead with 5:59 remaining in the third quarter.

The Wildcats responded and scored back-to-back touchdowns to cut the TAMU lead to eight, 30-22. But A&M then converted a third-and-13 deep in its own territory before gaining another first on a circus catch that set up a field goal and put the game on ice, 33-22, with 30 seconds to play.

## SCORING SUMMARY

TEXAS A&M	3	17	10	3	—	33
NORTHWESTERN	0	7	0	15	—	22

**First Quarter:** 5:46 TAMU—Bullock 24 FG

**Second Quarter:** 10:12 NU—Mark 2 run (Budzien kick); 7:58 TAMU—Malena 1 run (Bullock kick); 1:31 TAMU—Fuller 26 pass from Tannehill (Bullock kick); 0:00 TAMU—Bullock 40 FG

**Third Quarter:** 10:00 TAMU—Malena 19 run (Bullock kick); 5:59 TAMU—Bullock 47 FG

**Fourth Quarter:** 11:15 NU—Colter 1 run (Fields pass from Ebert); 5:22 NU—Riley 2 pass from Colter (Budzien kick); 0:30 TAMU—Bullock 31 FG

## GAME STATISTICS

TAMU	NU
22.....	First Downs.....
27.....	Rushing Attempts.....
104.....	Yards Gained Rushing.....
24.....	Yards Lost Rushing.....
80.....	Net Yards Rushing.....
329.....	Net Yards Passing.....
40.....	Passes Attempted.....
27.....	Passes Completed.....
1.....	Had Intercepted.....
67.....	Total Offensive Plays.....
409.....	Total Net Yards.....
2-0.....	Fumbles-Lost.....
7-67.....	Penalties-Yards.....
0-0-0.....	Interceptions-Yards-TD.....
4-180.....	Punts-Yards.....
45.0.....	Avg. Yard/Punt.....
4-54-0.....	Punt Return-Yards-TD.....
3-77-0.....	Kickoff Return-Yards-TD.....
26:41.....	Possession Time.....
7/14.....	Third-Down Conversions.....
8-65.....	Sacks By-Yards.....

## INDIVIDUAL LEADERS

**RUSHING:** TAMU—Malena 23-77; NU—Colter 17-65  
**PASSING:** NU—Persa 25-37-213-0; TAMU—Tannehill 27-40-329-1  
**RECEIVING:** NU—Fields 7-73; TAMU—Swope 8-105



## 2013 TAXSLAYER.COM GATOR BOWL



JAN. 1, 2013

EVERBANK FIELD

ATTENDANCE: 48,612

NORTHWESTERN  
MISSISSIPPI STATE34  
20

Northwestern jumped out to a fast 13-0 lead at the 2013 TaxSlayer.com Gator Bowl and rode an NU-bowl-record four interceptions to a 34-20 victory over Mississippi State and its first 10-win season since 1995. The Gator Bowl win also gives Fitzgerald his 50th as NU's head coach, making him Northwestern's all-time leader in victories by himself.

The Wildcats' four interceptions matched the program's previous bowl best set in the 1949 Rose Bowl, which Northwestern won over California. Mississippi State QB Tyler Russell, who was responsible for all four interceptions, had thrown only six picks in the Bulldogs' 12 regular season games this year.

With a game-high 10 tackles and a near interception late in the game, Jared Carpenter was named the 2013 Gator Bowl MVP.

Offensively, quarterback and Florida native Trevor Siemian finished 12-of-20 passing for 120 yards—including several clutch third-down conversions—and one rushing touchdown. Among his most popular targets on

the day was freshman superback Dan Vitale, who led the 'Cats with seven catches for 82 yards.

As they have all season, the Wildcats started fast when, on the third play from scrimmage, senior DL Quentin Williams dropped into coverage and intercepted Mississippi State's Tyler Russell. Williams went untouched 24 yards on the return for his first career touchdown and a quick 7-0 Northwestern advantage.

The Bulldogs regrouped on their next drive and moved inside the Wildcats red zone, but the NU defense answered the bell again when safety Ibraheim Campbell stepped in front of a Russell pass on the sideline for his fourth career interception.

Northwestern brought a 13-10 lead into the locker room but found itself in a tied game early in the third. Siemian led a quick six-play, 76-yard TD drive to restore an NU lead, then scored on a 4-yard TD rush of his own to put the 'Cats ahead by 14. MSU would pull with one score early in the fourth, but cornerback Nick VanHoose helped ice the win with an interception and long return to set up Mark's 12th rushing TD of the year and a bowl-clinching score.

## SCORING SUMMARY

MISSISSIPPI STATE	0	10	3	7	—	20
NORTHWESTERN	10	3	14	7	—	34

**First Quarter:** 14:13 NU—Q. Williams 29 INT return (Budzien kick); 4:49 NU—Budzien 34 FG

**Second Quarter:** 14:48 NU—Budzien 37 FG; 4:48 MSU—Bell 27 FG; 1:06 MSU—Clark 18 pass from Russell (Bell kick)

**Third Quarter:** 10:37 MSU—Bell 47 FG; 9:25 NU—Ty. Jones 3 run (Budzien kick); 0:26 NU—Siemian 4 run (Budzien kick)

**Fourth Quarter:** 11:42 MSU—Johnson 14 pass from Russell (Bell kick); 8:10 NU—Mark 3 run (Budzien kick)

## GAME STATISTICS


MSU	NU
18.....First Downs.....	19
33.....Rushing Attempts.....	40
216.....Yards Gained Rushing.....	173
30.....Yards Lost Rushing.....	12
186.....Net Yards Rushing.....	161
106.....Net Yards Passing.....	196
29.....Passes Attempted.....	36
12.....Passes Completed.....	21
4.....Had Intercepted.....	3
62.....Total Offensive Plays.....	76
292.....Total Net Yards.....	357
0-0.....Fumbles-Lost.....	1-0
6-47.....Penalties-Yards.....	2-20
3-27-0.....Interceptions-Yards-TD.....	4-80-1
5-216.....Punts-Yards.....	5-217
43.2.....Avg. Yard/Punt.....	43.4
2-21-0.....Punt Return-Yards-TD.....	1-(-2)-0
5-89-0.....Kickoff Return-Yards-TD.....	3-61-0
26:12.....Possession Time.....	33:48
1/11.....Third-Down Conversions.....	10/19
0-0.....Sacks By-Yards.....	3-23

## INDIVIDUAL LEADERS

**RUSHING:**  
MSU—Robinson 7-91-0  
NU—Colter 12-74-0

**PASSING:**  
MSU—Russell 12-28-106-2  
NU—Siemian 12-21-120-0

**RECEIVING:**  
MSU—Clark 3-36-1  
NU—Vitale 7-82-0





# **NORTHWESTERN FOOTBALL**

CHICAGO'S BIG TEN TEAM™