

NORTHERN ILLINOIS UNIVERSITY

2013 Huskies



SAFETY
Jimmie Ward



QUARTERBACK
Jordan Lynch

NORTHERN ILLINOIS FOOTBALL 2013

— 2013 NIU SCHEDULE —

Day, Date	Opponent (TV)	Time (CT)
Sat., Aug. 31	at Iowa (BTN)	2:30 p.m.
Sat., Sept. 14	at Idaho	4 p.m.
Sat., Sept. 21	EASTERN ILLINOIS	6 p.m.
Sat., Sept. 28	at Purdue	11 a.m.
Sat., Oct. 5	at Kent State*	2:30 p.m.
Sat., Oct. 12	AKRON* - 107th Homecoming	4 p.m.
Sat., Oct. 19	at Central Michigan*	2 p.m.
Sat., Oct. 26	EASTERN MICHIGAN*	2:30 p.m.
Sat., Nov. 2	at UMass* (ESPN Regional/3/GamePlan)	11 a.m.
Weds., Nov. 13	BALL STATE* (ESPN2/ESPNU)	7 p.m.
Weds., Nov. 20	at Toledo* (ESPN2)	7 p.m.
Tues., Nov. 26	WESTERN MICHIGAN (ESPN2)	6 p.m.
Fri., Dec. 6	MAC Championship (ESPN2) - Detroit	7 p.m.

*Mid-American Conference Game; All Times Central.

HUSKIE FOOTBALL FACTS

2012 Record/MAC Record/Finish.....	12-2/8-0/1st West
2012 Final Ranking	22 (AP); 24 (USA Today Coaches)
Head Coach	Rod Carey
Record at NIU/Years	0-1/1st
Career Record/Years	0-1/1st
Alma Mater/Year	Indiana/1993
Basic Offense/Defense	Multiple/4-3
First Year of Football	1899
All-Time Record	535-465-51
Last Bowl Game	2013 Discover Orange Bowl
.....	Florida State 31, NIU 10
Consecutive Bowl Games	5
MAC Championship Games	4 (last, 2012, 44-37 W 2OT)
Letterwinners Returning/Lost	54/16
Starters Returning	16 (8 offense, 5 defense, 3 specialists)
Starters Lost	11 (3 offense, 7 defense, 1 specialists)

NORTHERN ILLINOIS FACTS

Location	DeKalb, Illinois
Founded	1895
Enrollment	23,850
Affiliation	NCAA Football Bowl Subdivision
Conference	Mid-American (West Division)
Colors	Cardinal and Black
Stadium	Brigham Field at Huskie Stadium
Surface/Capacity	FieldTurf /24,000
President	Dr. Douglas D. Baker
Assoc. VP/Athletic Director	Sean Frazier
Alma Mater, Year	Alabama '92
Ticket Information	815-752-6800

WWW.NIUHUSKIES.COM



@NIUAthletics
@Lynchfor6
@PrideinthePack
@NIUScores



NIU Huskies
Northern Illinois
Football
Jordan Lynch for 6



**Back-to-Back
MAC Champions
2011 & 2012**



— 2012 NIU RESULTS —

Overall: 12-2 (.857); Home: 6-1; Away: 5-0; Neutral: 1-1
MAC Record: 8-0 (1.000); Home: 4-0; Road: 4-0

Day, Date	Opponent (TV)	Result	Score	Attend.
Sat., Sept. 1	IOWA - at Soldier Field (ESPNU)	L	18-17	52,117
Sat., Sept. 8	UT MARTIN (ESPN3)	W	35-7	16,010
Sat., Sept. 15	at Army (CBS Sports Network)	W	41-40	30,176
Sat., Sept. 22	KANSAS (ESPN3)	W	30-23	18,374
Sat., Sept. 29	CENTRAL MICHIGAN* (ESPN3)	W	55-24	16,292
Sat., Oct. 6	at Ball State* (ESPN3)	W	35-23	11,238
Sat., Oct. 13	BUFFALO* - Homecoming (CSN Chicago)	W	45-3	14,419
Sat., Oct. 20	at Akron* (ESPN Regional)	W	37-7	7,074
Sat., Oct. 27	at Western Michigan* (ESPN Regional)	W	48-34	12,974
Sat., Nov. 3	MASSACHUSETTS*	W	63-0	11,114
Wed., Nov. 14	TOLEDO* (ESPN2)	W	31-24	17,813
Fri., Nov. 23	at Eastern Michigan* (ESPN3)	W	49-7	1,349
Fri., Nov. 30	vs. Kent State, MAC Championship (ESPN2)	W	44-37(2ot)	18,132
Tues., Jan. 1	vs. Florida State, Orange Bowl (ESPN)	L	31-10	72,073

*Mid-American Conference Game; All Times Central. Home games in All CAPS.

NORTHERN ILLINOIS 2013 DEPTH CHART

OFFENSE

WR (X)	4	Da'Ron Brown (6-0, 194, Jr.-R)	Chicago, IL
	11	Juwan Brescacin (6-4, 219, So.-R)	Mississauga, ON
WR (Z)	85	Angelo Sebastiano (6-0, 205, So.-R)	Coconut Creek, FL
	10	Tommylee Lewis (5-7, 155, Jr.)	Riviera Beach, FL
WR (F)	10	Tommylee Lewis (5-7, 155, Jr.)	Riviera Beach, FL
	86	Jacob Brinlee (5-9, 185, So.)	Lake Zurich, IL
	14	Aregeros Turner (5-11, 170, Fr.)	Copley, OH
TE (Y)	83	Luke Eakes (6-3, 250, Jr.-R)	St. Marys, KS
	37	Desroy Maxwell (6-2, 245, So.)	Evanston, IL
	88	Tim Semisch (6-8, 266, Jr.-R)	Omaha, NE
LT	78	Ryan Brown (6-6, 283, Jr.-R)	Elburn, IL
OR	75	Tyler Loos (6-5, 282, Jr.-R)	Sterling, IL
	71	Levon Myers (6-5, 267, Fr.-R)	Franklin, WI
LG	61	Aidan Conlon (6-3, 287, So.-R)	Flossmoor, IL
	66	Matt Battaglia (6-3, 287, Sr.-R)	Chicago, IL
C	55	Andrew Ness (6-3, 286, So.-R)	O'Fallon, MO
	59	Mike Gegner (6-3, 283, Jr.-R)	Indianapolis, IN
RG	77	Jared Volk (6-3, 315, Sr.-R)	Hartland, WI
	67	Tyler Pitt (6-5, 292, Jr.-R)	McRae, GA
RT	79	Matt Krempel (6-5, 307, Sr.-R)	Columbus, IN
OR	78	Ryan Brown (6-6, 283, Jr.-R)	Elburn, IL
QB	6	Jordan Lynch (6-0, 216, Sr.-R)	Chicago, IL
	9	Matt McIntosh (6-1, 197, So.-R)	Evansville, IN
OR	12	Drew Hare (6-1, 200, Fr.-R)	O'Fallon, MO
FB	47	Rob Sterling (5-10, 231, Jr.)	Lansing, IL
	48	Ricky Connors (6-1, 246, Jr.-R)	Powder Springs, GA
TB	3	Akeem Daniels (5-7, 184, Sr.)	Kissimmee, FL
	20	Keith Harris, Jr. (5-8, 181, So.)	Chicago, IL
	42	Cameron Stingily (6-1, 244, Jr.-R)	Romeoville, IL

DEFENSE

DE (F)	46	George Rainey (6-2, 222, Sr.-R)	Milwaukee, WI
	44	Perez Ford (6-0, 218, So.)	Romeoville, IL
	89	Stephen O'Neal (6-3, 235, Sr.-RS)	Park Forest, IL
DT	93	Ken Bishop (6-1, 308, Sr.)	Lauderhill, FL
	96	Michael Ippolito (6-3, 259, Fr.-R)	Naperville, IL
	91	Anthony Wells (6-3, 276, Sr.-R)	North Chicago, IL
NG	92	Mario Jones (6-0, 275, Fr.-R)	Chicago, IL
	94	Donovan Gordon (6-0, 275, Jr.-R)	Kansas City, MO
	51	Zach Anderson (6-1, 300, Sr.-R)	Ladysmith, WI
DE (B)	97	Joe Windsor (6-0, 236, Sr.)	Kearney, MO
	49	Jason Meehan (6-1, 241, Jr.)	Webster Groves, MO
	96	Michael Ippolito (6-3, 259, Fr.-R)	Naperville, IL
OLB	6	Jamaal Bass (5-10, 225, Jr.-R)	Miramar, FL
	8	Ladell Fleming (6-0, 194, Fr.-R)	Chicago, IL
MLB	45	Boomer Mays (6-0, 230, So.-R)	Lawrence, KS
	7	Michael Santacaterina (5-10, 210, Jr.-R)	Geneva, IL
OLB	9	Rasheen Lemon (6-0, 206, So.-R)	Chicago, IL
	41	Cody Hazelett (6-2, 198, Fr.-R)	Inver Grove Heights, MN
CB	21	Marlon Moore (5-9, 180, So.)	Mobile, AL
	5	Jhony Faustin (5-8, 174, Sr.)	Naples, FL
SS	15	Jimmie Ward (5-11, 192, Sr.)	Mobile, AL
	21	Marlon Moore (5-9, 180, So.)	Mobile, AL
FS	1	Dechane Durante (6-2, 196, Jr.-R)	Charlotte, NC
	24	Dominique Ware (5-11, 180, Sr.-R)	Bolingbrook, IL
CB	2	Sean Evans (5-10, 174, Sr.-R)	Ft. Walton Beach, FL
	17	Marckie Hayes (5-8, 176, Jr.-R)	Sycamore, IL

SPECIALISTS

P	26	Tyler Wedel (5-11, 186, Jr.)	McFarland, WI
PK	99	Mathew Sims (5-9, 181, Sr.)	Hannibal, MO
	26	Tyler Wedel (5-11, 186, Jr.)	McFarland, WI
KO	26	Tyler Wedel (5-11, 186, Jr.)	McFarland, WI
HO	26	Tyler Wedel (5-11, 186, Jr.)	McFarland, WI
	85	Angelo Sebastiano (6-0, 205, So.-R)	Coconut Creek, FL
SN	84	Brian Mayer (6-2, 205, So.-R)	Orland Park, IL
PR	85	Angelo Sebastiano (6-0, 205, So.-R)	Coconut Creek, FL
	82	Chad Beebe (5-9, 165, Fr.)	Aurora, IL

2013 HUSKIE PERSONNEL CHART

STARTERS RETURNING - 16

Offense - 8

OT Ryan Brown (13), OG Aidan Conlon (14), TB Akeem Daniels (5), TE Luke Eakes (11), OT Tyler Loos (11), QB Jordan Lynch (14), C Andrew Ness (14), OG Jared Volk (13)

Defense - 5

LB Jamaal Bass (13), DT Ken Bishop (9), S Dechane Durante (6), CB Marlon Moore (6), S Jimmie Ward (13)

Specialists - 3

DS Brian Mayer, PK Mathew Sims, KO Tyler Wedel

STARTERS LOST - 11

Offense - 3

WR Perez Ashford (5), WR Martel Moore (10), TE Jason Schepler (12)

Defense - 7

DE Alan Baxter (14), LB Tyrone Clark (13), MLB Victor Jacques (9), NG Nabal Jefferson (14), CB Rashaan Melvin (12), DE Sean Progar (14), S Demetrius Stone (14)

Specialist - 1

P Ryan Neir

(Number of games started in 2012 in parentheses.)

LETTERWINNERS RETURNING (53)

Offense - 27

OL Matt Battaglia, TB Giorgio Bowers, WR Juwan Brescacin#, WR Jacob Brinlee*, WR Da'ron Brown, OT Ryan Brown, OG Aidan Conlon#, FB Ricky Connors, TB Akeem Daniels, TE Luke Eakes, C Michael Gegner, TB Keith Harris, Jr.*, OT Matt Krempel, WR Tommy Lee Lewis, OT Tyler Loos, QB Jordan Lynch, TE Desroy Maxwell*, QB Matt McIntosh#, C Andrew Ness#, OG Wes Ott, OT Tyler Pitt, WR Angelo Sebastiano#, TE Tim Semisch, TB James Spencer, FB Rob Sterling, TB Cameron Stingily, OG Jared Volk,

Defense - 23

DT Zach Anderson, LB Jamaal Bass, DT Ken Bishop, LB Michael Cotton*, S Dechane Durante, CB Sean Evans, CB Jhony Faustin, DE Perez Ford*, DT Donovan Gordon, CB Marckie Hayes, LB Rasheen Lemon#, CB Paris Logan#, LB Boomer Mays#, DE Jason Meehan, CB Marlon Moore*, DE Stephen O'Neal, DE George Rainey, LB Michael Santacaterina, S Jimmie Ward, S Dominique Ware, DT Anthony Wells, DE Joe Windsor, LB Bobby Winkel

Specialists - 3

LS Brian Mayer, K Mathew Sims, K Tyler Wedel

LETTERWINNERS LOST (18)

Offense - 8

WR Perez Ashford, OG Matt Killian#, WR Martel Moore, OL Logan Pegram, TE Jason Schepler, TB Leighton Settle, WR Jamison Wells, TB Jamal Womble

Defense - 9

DE Alan Baxter, DE Daniel Green, MLB Victor Jacques, DT Nabal Jefferson, CB Rashaan Melvin, S Tre' Moore, DE Sean Progar, S Courtney Stephen, CB Demetrius Stone

Specialists - 1

P Ryan Neir

**Indicates true freshman who played in 2012 - 6 (3 offense, 3 defense)*

#Indicates redshirt freshmen who played in 2012 - 10 (6 offense, 4 defense)

2012 REDSHIRTS (22)

DL Matt Baltimore, OL Matt Battaglia, DB Anthony Brooks, OL Ron Brown, WR Johnny Eagan, LB Ladell Fleming, WR Clayton Glasper, QB Drew Hare, LB Cody Hazelett, DL Cornelius Henry, OL Lincoln Howard, OL Patrick Husain, DL Mike Ippolito, S Charles Ivory, DL Mario Jones, RB Alex Morrow, OL Levon Myers, LS Bobby Ramlett, OL Josh Ruka, OL Scott Taylor, DL Corey Thomas, WR Matt Williams

— UPCOMING DATES —

Thursday, August 1..... Chicago Media Day
(FB Primary Contact)..... donnaturner@niu.edu
..... 815-753-9513 (o); 815-793-5474 (c)
Sunday, August 4 Players Report
Monday, August 5..... First Day of Fall Camp
Wednesday, August 7..... DeKalb Media & Photo Day
Monday, August 26..... First Day of Classes
Saturday, August 31 2013 Season Opener
..... NIU at Iowa, 2:30 p.m.
Saturday, September 21 2013 Home Opener
..... Eastern Illinois at NIU, 6 p.m.

COVERING THE HUSKIES

NIU WEEKLY PRESS CONFERENCE

- Tuesdays from 12:15-1 p.m. (Central)
- Head Coach Rod Carey and 3-4 Huskies players
- McCareins Auditorium, Yordon Center, DeKalb
- Quotes available Tuesday pm on www.NIUHuskies.com
- For call-in #, contact NIU.

NIU PLAYER & COACH AVAILABILITY

- Huskie players are available for interviews thru Wednesday's practice
- NIU will not practice on Mondays and player availability is limited on that day
- Please provide 24-hour advance notice for phone requests
- Contact Donna Turner (for coaches) or Joe Summins (for players) to arrange interviews (see below)

PRACTICE COVERAGE

- NIU practices, held at Huskie Stadium, are open to the media
- Confirm times with the Athletics Media Relations Office
- Players and coaches are available for interviews after practice

INFORMATION CENTER, VIDEO & PHOTO REQUESTS

- To be added to the NIU Athletics Media Relations e-mail distribution list (media only), contact Donna Turner
- Contact Joe Summins to request photos and/or video and for player interviews
- Action shots from every Huskie football game are available for use by media; contact NIU for the URL
- Media can find information on all MAC teams, including releases, depth charts, league stats, photos and more, online at CollegePressBox.com
- Accredited media should contact the NIU or MAC Office to obtain login information

NIU ATHLETICS MEDIA RELATIONS

Donna Turner, Associate Athletic Director.....
(FB Primary Contact)..... donnaturner@niu.edu
..... 815-753-9513 (o); 815-793-5474 (c)
Joe Summins, Assoc. Media Relations Director.....
(FB Secondary)..... jsummins@niu.edu
..... 815-753-9539 (o); 630-965-5213 (c)
Matt Scheerer, Asst. Media Relations Director
mscheerer@niu.edu 815-753-1708; 360-931-1132
Jeremy Reid, Asst. Media Relations Director
jreid1@niu.edu 815-753-3706; 716-867-1908
Michael Benson, Asst. Media Relations Director.....
mbenson3@niu.edu 815-753-9538; 815-535-8178

NORTHERN ILLINOIS 2013 NUMERICAL ROSTER

No.	Name	Pos.	Hgt.	Wgt.	Yr.	Exp.	Hometown (High School)
1	Dechane Durante	S	6-2	196	Jr.-RS	2L	Charlotte, NC (Vance)
2	Sean Evans	CB	5-10	174	Sr.-RS	2L	Ft. Walton Beach, FL (Ft. Walton Beach)
3	Akeem Daniels	RB	5-7	184	Sr.	3L	Kissimmee, FL (Osceola)
4	Da'Ron Brown	WR	6-0	194	Jr.-RS	2L	Chicago, IL (Morgan Park)
5	Jhony Faustin	CB	5-8	174	Sr.	2L	Naples, FL (Lely/Ellsworth CC)
6	Jamaal Bass	LB	5-10	225	Jr.-RS	2L	Miramar, FL (Miramar)
6	Jordan Lynch	QB	6-0	216	Sr.-RS	3L	Chicago, IL (Mt. Carmel)
7	Michael Santacaterina	LB	5-10	210	Jr.-RS	2L	Geneva, IL (Geneva)
8	Ladell Fleming	LB	6-0	194	Fr.-RS	1Sq	Chicago, IL (Julian)
8	Matt Williams	WR	6-1	188	Fr.-RS	1Sq	Geneva, IL (Geneva)
9	Matt McIntosh	QB	6-1	197	So.-RS	1L	Evansville, IN (Reitz)
9	Rasheen Lemon	LB	6-0	206	So.-RS	1L	Chicago, IL (Proviso West)
10	Tommylee Lewis	WR	5-7	155	Jr.	2L	Riviera Beach, FL (W.T. Dwyer)
11	Juwan Brescacin	WR	6-4	219	So.-RS	1L	Mississauga, Ont., Canada [Culver (Ind.) Acad.]
11	Mychal Allen	DB	5-11	183	Fr.	HS	Detroit, MI (King)
12	Drew Hare	QB	6-1	200	Fr.-RS	1Sq	O'Fallon, MO (Fort Zumwalt West)
12	Josh Brebant	K/P	6-0	195	Fr.	HS	Akron, OH (Copley)
13	Jackson Abresch	DB	6-1	185	Fr.	HS	Hartland, WI (Arrowhead)
14	Aregeros Turner	RB	5-11	170	Fr.	HS	Copley, OH (Copley)
15	Jimmie Ward	S	5-11	192	Sr.	3L	Mobile, AL (Davidson)
16	Charles Ivory	S	6-0	161	Fr.-RS	1Sq	Vero Beach, FL (Vero Beach)
16	Nick Cieslak	QB	6-3	170	Fr.	HS	Oconomowoc, WI (Kettle Moraine)
17	Marckie Hayes	CB	5-8	176	Jr.-RS	2L	Sycamore, IL (Sycamore)
18	Bobby Jones IV	LB	6-0	210	Fr.	HS	Miami Gardens, FL (Monsignor Pace)
19	Johnny Eagan	WR	6-0	200	Fr.-RS	1Sq	Wautoma, WI (Wautoma)
19	Octavio Renteria	QB	6-1	191	Fr.	HS	Chicago, IL (St. Patrick)
20	Keith Harris, Jr.	RB	5-8	181	So.	1L	Chicago, IL (Leo)
21	Marlon Moore	DB	5-9	180	So.	1L	Mobile, AL (C.F. Vigor)
23	Jordan Huff	RB	5-11	205	Fr.	HS	Mobile, AL (St. Paul's Episcopal)
24	Dominique Ware	S	5-11	180	Sr.-RS	3L	Bolingbrook, IL (Plainfield North)
25	Giorgio Bowers	RB	5-8	218	Jr.-RS	1L	Olympia Fields, IL (Rich Central/Akron)
26	Tyler Wedel	P/K	5-11	186	Jr.	2L	McFarland, WI (McFarland)
27	Bobby Winkel	LB	6-1	227	Jr.-RS	2L	Batavia, IL (Marmion Academy)
28	Joel Bouagnon	RB	6-2	225	Fr.	HS	Aurora, IL (Aurora Christian)
29	Paris Logan	CB	5-9	179	So.-RS	1L	Columbia, MO (Rock Bridge)
31	Anthony Brooks	CB	5-11	175	Fr.-RS	1Sq	Detroit, MI (Warren Mott)
32	Nate McNeal	DB	5-10	171	Sr.-RS	2Sq	Chicago, IL (Thornwood/Harper JC)
33	Jamaal Payton	LB	6-0	210	Fr.	HS	Bellwood, IL (Proviso West)
34	James Spencer	RB	5-8	181	Jr.-RS	2L	Fremont, OH (Ross)
35	Sean Folliard	LB	6-2	205	Fr.	HS	Crystal Lake, IL (Prairie Ridge)
35	Shane Wimann	TE	6-4	225	Fr.	HS	Wisconsin Dells, WI (Wisconsin Dells)
36	Draco Smith	CB	5-9	185	Fr.	HS	Hammond, IN [Mt. Carmel (Ill.)]
37	Desroy Maxwell	TE	6-2	245	So.	1L	Evanston, IL (Amundsen)
38	Alex Morrow	RB	5-8	194	Fr.-RS	1Sq	Streamwood, IL (Streamwood)
39	Zeb McLaurin	CB	5-11	180	Fr.	HS	Chicago, IL (St. Ignatius Prep)
40	Ryan Stendler	TE	6-4	250	Fr.	HS	Mequon, WI (Homestead)
41	Cody Hazelett	LB	6-2	200	Fr.-RS	1Sq	Inver Grove Heights, MN (Simley)
42	Cameron Stingily	RB	6-1	244	Jr.-RS	1L	Romeoville, IL (Romeoville)
42	Justin Corbett	DB	6-2	205	Fr.	HS	East Frankfort, IL (Lincoln-Way East)
43	Brandon Mayes	DB	5-11	182	Fr.	HS	Aurora, IL (Aurora Christian)
44	Perez Ford	DE	6-0	218	So.	1L	Romeoville, IL (Romeoville)
45	Boomer Mays	LB	6-0	230	So.-RS	1L	Lawrence, KS (Eudora)
46	George Rainey	DE	6-2	222	Sr.-RS	3L	Milwaukee, WI (South Division)
47	Rob Sterling	FB	5-10	231	Jr.	2L	Lansing, IL (T.F. South)
47	Austin Smaha	LB	6-1	210	Fr.	HS	Belvidere, IL (Belvidere North)
48	Ricky Connors	FB	6-1	246	Jr.-RS	1L	Powder Springs, GA (Harrison)
49	Jason Meehan	DE	6-1	241	Jr.	2L	St. Louis, MO (Webster Groves)
51	Zach Anderson	DT	6-1	300	Sr.-RS	2L	Ladysmith, WI (Ladysmith)
52	Cody Sullivan	LB	6-0	215	Fr.	HS	Chicago, IL (Loyola Academy)
53	Matthew Baltimore	DE	6-3	230	Fr.-RS	1Sq	Overland Park, KS (Olathe East)
54	Cameron Clinton-Earl	DE	6-1	244	So.-RS	2Sq	Milwaukee, WI (Hamilton)
55	Andrew Ness	OL	6-3	286	So.-RS	1L	O'Fallon, MO (Christian Brothers College)
56	Brian Canoy	DL	6-5	280	Fr.	HS	Chicago, IL (St. Patrick)
57	Cornelius Henry	DT	6-0	250	Jr.-RS	1Sq	Chicago, IL (Fenger Academy)
57	Scott Taylor	OL	6-2	295	Fr.-RS	1Sq	Marengo, IL (Marian Central Catholic)
58	Mike Cotton	LB	6-1	224	So.	1L	O'Fallon, IL (O'Fallon Township)

NORTHERN ILLINOIS 2013 NUMERICAL ROSTER

No.	Name	Pos.	Hgt.	Wgt.	Yr.	Exp.	Hometown (High School)
59	Michael Gegner	C	6-3	283	Jr.-RS	2L	Indianapolis, IN (Warren Central)
61	Aidan Conlon	OL	6-3	287	So.-RS	1L	Flossmoor, IL (Homewood-Flossmoor)
62	Patrick Husain	OL	6-7	309	Jr.-RS	1Sq	Evanston, IL (Evanston Township/Tulane)
65	Wes Ott	OL	6-3	281	Jr.-RS	1L	Western Springs, IL (Lyons Township)
66	Matt Battaglia	OL	6-3	287	Sr.-RS	2L	Chicago, IL (Marist/Harper JC)
66	Bobby Ramlet	LS	6-3	236	Fr.-RS	1Sq	Appleton, WI (Xavier)
67	Tyler Pitt	OL	6-5	292	Jr.-RS	2L	McRae, GA (Telfair County)
68	Ron Brown	OL	6-3	377	Fr.-RS	1Sq	Detroit, MI (Mumford)
69	Corey Thomas	DT	6-2	308	Fr.-RS	1Sq	Chicago, IL (Lindblom Math & Science Acad.)
70	Josh Ruka	OL	6-5	296	Fr.-RS	1Sq	Greenfield, WI (Greenfield)
71	Levon Myers	OL	6-5	267	Fr.-RS	1Sq	Franklin, WI (Franklin)
72	Ben Maruska	OL	6-5	290	Fr.	HS	Fond Du Lac, WI (Fond Du Lac)
74	Lincoln Howard	OL	6-5	285	Fr.-RS	1Sq	Osceola, WI (Osceola)
75	Tyler Loos	OL	6-5	282	Jr.-RS	1L	Sterling, IL (Sterling)
75	Tate Briggs	OL	6-4	297	Fr.	HS	Naperville, IL (Montini Catholic)
76	Nick Calhoun	OL	6-5	308	Fr.	HS	Oshkosh, WI (Lourdes Academy)
77	Jared Volk	OL	6-3	315	Sr.-RS	3L	Hartland, WI (Arrowhead)
78	Ryan Brown	OL	6-6	283	Jr.-RS	2L	Elburn, IL (St. Charles North)
79	Matt Krempel	OL	6-5	307	Sr.-RS	3L	Columbus, IN (Columbus North)
80	Devonte' Majors	TE	6-1	237	So.-RS	2Sq	O'Fallon, MO (Fort Zumwalt West)
81	Clayton Glasper	WR	6-4	202	Fr.-RS	1Sq	Peoria, IL (Richwoods)
82	Chad Beebe	WR	5-9	165	Fr.	HS	Aurora, IL (Aurora Christian)
83	Luke Eakes	TE	6-3	250	Jr.-RS	2L	St. Marys, KS (St. Marys)
84	Brian Mayer	LS	6-2	205	Jr.-RS	2L	Orland Park, IL (Carl Sandburg)
84	Kevin Tennenbaum	TE	6-3	239	So.-RS	2Sq	Buffalo Grove, IL (Buffalo Grove)
85	Angelo Sebastiano	WR	6-0	205	So.-RS	1L	Coconut Creek, FL (North Broward Prep)
86	Jacob Brinlee	WR	5-9	185	So.	1L	Lake Zurich, IL (Lake Zurich/Fork Union)
87	Malik Mitchell	WR	6-4	181	Fr.	HS	Alpharetta, GA (Milton)
88	Tim Semisch	TE	6-8	266	Jr.-RS	2L	Omaha, NE (Millard North/Neb.-Omaha)
89	Stephen O'Neal	DE	6-3	235	Sr.-RS	2L	Park Forest, IL (Rich East)
89	Blake Holder	WR	6-2	195	Fr.	HS	Streamwood, IL (Streamwood)
90	William Lee	DL	6-2	280	Fr.	HS	Indianapolis, IN (Arsenal Tech)
91	Anthony Wells	DT	6-3	276	Sr.-RS	3L	North Chicago, IL (North Chicago)
92	Mario Jones	DT	6-0	275	Fr.-RS	1Sq	Chicago, IL (Hubbard)
93	Ken Bishop	DT	6-1	308	Sr.	1L	Lauderhill, FL (Piper/Ellsworth CC)
94	Donovan Gordon	DT	6-0	275	Jr.-RS	1L	Kansas City, MO (Raytown South/Neb.-Omaha)
95	Jake Heckel	TE	6-4	235	Fr.	HS	Waukesha, WI (Waukesha West)
96	Michael Ippolito	DT	6-3	259	Fr.-RS	1Sq	Naperville, IL (Neuqua Valley)
97	Joe Windsor	DE	6-0	236	Sr.	3L	Kearney, MO (Kearney)
98	Cal Breedlove	DT	6-1	280	Fr.	HS	Kewanee, IL (Kewanee)
99	Mathew Sims	K	5-9	181	Sr.	3L	Hannibal, MO (Hannibal)

RS -- Has already used a redshirt season. Sq -- Squad member. L -- Letterman. HS -- High School. WO -- Walk-on (new). TR -- Transfer

— 2013 NIU PRONUNCIATION GUIDE —

Name	Pronunciation
Jackson Abresch	Obb-RESH
Mycial Allen	My-KALE
Sal Arceo	are-SAY-oh
Jamaal Bass	juh-MALL
Matt Battaglia	Buh-TAG-lee-uh
Chad Beebe	B-B
Joel Bouagnon	Bwon-NYO
Giorgio Bowers	Jor-jee-OH BOW-urs
Josh Brebant	BREE-bant
Juwan Brescacin	juh-WAHN bress-cuh-SIN
Da'Ron Brown	duh-RON
Brian Canoy	kuh-NOY
Nick Cieslak	SEESE-lack
Aidan Conlon	AY-den
Justin Corbett	CORE-bit
Dechane Durante	deh-SHON der-RANT
Johnny Eagan	EE-gin (hard G)
Luke Eakes	EE-kiss
Jhony Faustin. Johnny FOW (rhymes with COW)-stinn	

Name	Pronunciation
Sean Folliard	FAHL-yerd
Ladell Fleming	luh-DELL
Michael Gegner	Gehgg-NUR (2 hard Gs)
Marckie Hayes	MARK-ee
Cody Hazelett	HAYZ-let
Patrick Husain	WHO-sane
Michael Ippolito	IPP-oh-LEE-toe
Rasheen Lemon	ruh-SHEEN
Tyler Loos	Loose
Devonte' Majors	duh-VONN-TAY
Ben Maruska	muh-ROOSE-kuh
Desroy Maxwell	DEZ-roy
Brian Mayer	MAY-err
Zeb McLaurin	Mic-CLORE-in
Jason Meehan	MEE-HANN
Malik Mitchell	muh-LEEK
Alex Morrow	MORE-oh
Levon Myers	LEE-von
Stephen O'Neal	STEFF-in

Name	Pronunciation
Octavio Renteria	ahk-TAVE-EE-oh REN-turr-EE-uh
Josh Ruka	RUKE-uh
Michael Santacaterina	san-tuh-CAT-err-EEN-uh
Angelo Sebastiano	suh-BASS-tee-on-OH
Tim Semisch	SEMM-ish
Austin Smaha	SMAH-ha
Draco Smith	DRAKE-oh
Cameron Stingily	STING-lee
Aregeros Turner	are-GAIR-oce
Dominique Ware	Dom-IN-EEK
Tyler Wedel	WEEDLE
Shane Wirmann	WHY-men

Coaching Staff

Brett Diersen	DEAR-sin
Jay Niemann	KNEE-min
Tim Polasek	PAWL-uh-SEK
Joe Tripodi	Trih-POE-dee

NORTHERN ILLINOIS 2013 ALPHABETICAL ROSTER

No.	Name	Pos.	Hgt.	Wgt.	Yr.	Exp.	Hometown (High School)
21	Jackson Abresch	DB	6-1	185	Fr.	HS	Hartland, WI (Arrowhead)
11	Mycial Allen	DB	5-11	183	Fr.	HS	Detroit, MI (King)
51	Zach Anderson	DT	6-1	300	Sr.-RS	2L	Ladysmith, WI (Ladysmith)
53	Matthew Baltimore	DE	6-3	230	Fr.-RS	1Sq	Overland Park, KS (Olathe East)
6	Jamaal Bass	LB	5-10	225	Jr.-RS	2L	Miramar, FL (Miramar)
66	Matt Battaglia	OL	6-3	287	Sr.-RS	2L	Chicago, IL (Marist/Harper JC)
82	Chad Beebe	WR	5-9	165	Fr.	HS	Aurora, IL (Aurora Christian)
93	Ken Bishop	DT	6-1	308	Sr.	1L	Lauderhill, FL (Piper/Ellsworth CC)
28	Joel Bouagnon	RB	6-2	225	Fr.	HS	Aurora, IL (Aurora Christian)
25	Giorgio Bowers	RB	5-8	218	Jr.-RS	1L	Olympia Fields, IL (Rich Central/Akron)
12	Josh Brebant	K/P	6-0	195	Fr.	HS	Akron, OH (Copley)
98	Cal Breedlove	DT	6-1	280	Fr.	HS	Kewanee, IL (Kewanee)
11	Juwan Brescacin	WR	6-4	219	So.-RS	1L	Mississauga, Ont., Canada [Culver (Ind.) Acad.]
75	Tate Briggs	OL	6-4	297	Fr.	HS	Naperville, IL (Montini Catholic)
86	Jacob Brinlee	WR	5-9	185	So.	1L	Lake Zurich, IL (Lake Zurich/Fork Union)
31	Anthony Brooks	CB	5-11	175	Fr.-RS	1Sq	Detroit, MI (Warren Mott)
4	Da'Ron Brown	WR	6-0	194	Jr.-RS	2L	Chicago, IL (Morgan Park)
68	Ron Brown	OL	6-3	377	Fr.-RS	1Sq	Detroit, MI (Mumford)
78	Ryan Brown	OL	6-6	283	Jr.-RS	2L	Elburn, IL (St. Charles North)
76	Nick Calhoun	OL	6-5	308	Fr.	HS	Oshkosh, WI (Lourdes Academy)
56	Brian Canoy	DL	6-5	280	Fr.	HS	Chicago, IL (St. Patrick)
16	Nick Cieslak	QB	6-3	170	Fr.	HS	Oconomowoc, WI (Kettle Moraine)
54	Cameron Clinton-Earl	DE	6-1	244	So.-RS	2Sq	Milwaukee, WI (Hamilton)
61	Aidan Conlon	OL	6-3	287	So.-RS	1L	Flossmoor, IL (Homewood-Flossmoor)
48	Ricky Connors	FB	6-1	246	Jr.-RS	1L	Powder Springs, GA (Harrison)
42	Justin Corbett	DB	6-2	205	Fr.	HS	East Frankfort, IL (Lincoln-Way East)
58	Mike Cotton	LB	6-1	224	So.	1L	O'Fallon, IL (O'Fallon Township)
3	Akeem Daniels	RB	5-7	184	Sr.	3L	Kissimmee, FL (Osceola)
1	Dechane Durante	S	6-2	196	Jr.-RS	2L	Charlotte, NC (Vance)
19	Johnny Eagan	WR	6-0	200	Fr.-RS	1Sq	Wautoma, WI (Wautoma)
83	Luke Eakes	TE	6-3	250	Jr.-RS	2L	St. Marys, KS (St. Marys)
2	Sean Evans	CB	5-10	174	Sr.-RS	2L	Ft. Walton Beach, FL (Ft. Walton Beach)
5	Jhony Faustin	CB	5-8	174	Sr.	2L	Naples, FL (Lely/Ellsworth CC)
8	Ladell Fleming	LB	6-0	194	Fr.-RS	1Sq	Chicago, IL (Julian)
35	Sean Folliard	LB	6-2	205	Fr.	HS	Crystal Lake, IL (Prairie Ridge)
44	Perez Ford	DE	6-0	218	So.	1L	Romeoville, IL (Romeoville)
59	Michael Gegner	C	6-3	283	Jr.-RS	2L	Indianapolis, IN (Warren Central)
81	Clayton Gasper	WR	6-4	202	Fr.-RS	1Sq	Peoria, IL (Richwoods)
94	Donovan Gordon	DT	6-0	275	Jr.-RS	1L	Kansas City, MO (Raytown South/Neb.-Omaha)
12	Drew Hare	QB	6-1	200	Fr.-RS	1Sq	O'Fallon, MO (Fort Zumwalt West)
20	Keith Harris, Jr.	RB	5-8	181	So.	1L	Chicago, IL (Leo)
17	Marckie Hayes	CB	5-8	176	Jr.-RS	2L	Sycamore, IL (Sycamore)
41	Cody Hazelett	LB	6-2	200	Fr.-RS	1Sq	Inver Grove Heights, MN (Simley)
95	Jake Heckel	TE	6-4	235	Fr.	HS	Waukesha, WI (Waukesha West)
57	Cornelius Henry	DT	6-0	250	Jr.-RS	1Sq	Chicago, IL (Fenger Academy)
89	Blake Holder	WR	6-2	195	Fr.	HS	Streamwood, IL (Streamwood)
74	Lincoln Howard	OL	6-5	285	Fr.-RS	1Sq	Osceola, WI (Osceola)
23	Jordan Huff	RB	5-11	205	Fr.	HS	Mobile, AL (St. Paul's Episcopal)
62	Patrick Husain	OL	6-7	309	Jr.-RS	1Sq	Evanston, IL (Evanston Township/Tulane)
96	Michael Ippolito	DT	6-3	259	Fr.-RS	1Sq	Naperville, IL (Neuqua Valley)
16	Charles Ivory	S	6-0	161	Fr.-RS	1Sq	Vero Beach, FL (Vero Beach)
92	Mario Jones	DT	6-0	275	Fr.-RS	1Sq	Chicago, IL (Hubbard)
18	Bobby Jones IV	LB	6-0	210	Fr.	HS	Miami Gardens, FL (Monsignor Pace)
79	Matt Krempel	OL	6-5	307	Sr.-RS	3L	Columbus, IN (Columbus North)
90	William Lee	DL	6-2	280	Fr.	HS	Indianapolis, IN (Arsenal Tech)
9	Rasheen Lemon	LB	6-0	206	So.-RS	1L	Chicago, IL (Proviso West)
10	Tommylee Lewis	WR	5-7	155	Jr.	2L	Riviera Beach, FL (W.T. Dwyer)
29	Paris Logan	CB	5-9	179	So.-RS	1L	Columbia, MO (Rock Bridge)
75	Tyler Loos	OL	6-5	282	Jr.-RS	1L	Sterling, IL (Sterling)
6	Jordan Lynch	QB	6-0	216	Sr.-RS	3L	Chicago, IL (Mt. Carmel)
80	Devonte' Majors	TE	6-1	237	So.-RS	2Sq	O'Fallon, MO (Fort Zumwalt West)
72	Ben Maruska	OL	6-5	290	Fr.	HS	Fond Du Lac, WI (Fond Du Lac)
37	Desroy Maxwell	TE	6-2	245	So.	1L	Evanston, IL (Amundsen)

NORTHERN ILLINOIS 2013 ALPHABETICAL ROSTER

No.	Name	Pos.	Hgt.	Wgt.	Yr.	Exp.	Hometown (High School)
84	Brian Mayer	LS	6-2	205	Jr.-RS	2L	Orland Park, IL (Carl Sandburg)
43	Brandon Mayes	DB	5-11	182	Fr.	HS	Aurora, IL (Aurora Christian)
45	Boomer Mays	LB	6-0	230	So.-RS	1L	Lawrence, KS (Eudora)
9	Matt McIntosh	QB	6-1	197	So.-RS	1L	Evansville, IN (Reitz)
39	Zeb McLaurin	CB	5-11	180	Fr.	HS	Chicago, IL (St. Ignatius Prep)
32	Nate McNeal	DB	5-10	171	Sr.-RS	2Sq	Chicago, IL (Thornwood/Harper JC)
49	Jason Meehan	DE	6-1	241	Jr.	2L	St. Louis, MO (Webster Groves)
87	Malik Mitchell	WR	6-4	181	Fr.	HS	Alpharetta, GA (Milton)
21	Marlon Moore	DB	5-9	180	So.	1L	Mobile, AL (C.F. Vigor)
38	Alex Morrow	RB	5-8	194	Fr.-RS	1Sq	Streamwood, IL (Streamwood)
71	Levon Myers	OL	6-5	267	Fr.-RS	1Sq	Franklin, WI (Franklin)
55	Andrew Ness	OL	6-3	286	So.-RS	1L	O'Fallon, MO (Christian Brothers College)
89	Stephen O'Neal	DE	6-3	235	Sr.-RS	2L	Park Forest, IL (Rich East)
65	Wes Ott	OL	6-3	281	Jr.-RS	1L	Western Springs, IL (Lyons Township)
33	Jamaal Payton	LB	6-0	210	Fr.	HS	Bellwood, IL (Proviso West)
67	Tyler Pitt	OL	6-5	292	Jr.-RS	2L	McRae, GA (Telfair County)
46	George Rainey	DE	6-2	222	Sr.-RS	3L	Milwaukee, WI (South Division)
66	Bobby Ramlet	LS	6-3	236	Fr.-RS	1Sq	Appleton, WI (Xavier)
19	Octavio Renteria	QB	6-1	191	Fr.	HS	Chicago, IL (St. Patrick)
70	Josh Ruka	OL	6-5	296	Fr.-RS	1Sq	Greenfield, WI (Greenfield)
7	Michael Santacaterina	LB	5-10	210	Jr.-RS	2L	Geneva, IL (Geneva)
85	Angelo Sebastiano	WR	6-0	205	So.-RS	1L	Coconut Creek, FL (North Broward Prep)
88	Tim Semisch	TE	6-8	266	Jr.-RS	2L	Omaha, NE (Millard North/Neb.-Omaha)
99	Mathew Sims	K	5-9	181	Sr.	3L	Hannibal, MO (Hannibal)
47	Austin Smaha	LB	6-1	210	Fr.	HS	Belvidere, IL (Belvidere North)
36	Draco Smith	CB	5-9	185	Fr.	HS	Hammond, IN [Mt. Carmel (Ill.)]
34	James Spencer	RB	5-8	181	Jr.-RS	2L	Fremont, OH (Ross)
40	Ryan Stendler	TE	6-4	250	Fr.	HS	Mequon, WI (Homestead)
47	Rob Sterling	FB	5-10	231	Jr.	2L	Lansing, IL (T.F. South)
42	Cameron Stingily	RB	6-1	244	Jr.-RS	1L	Romeoville, IL (Romeoville)
52	Cody Sullivan	LB	6-0	215	Fr.	HS	Chicago, IL (Loyola Academy)
57	Scott Taylor	OL	6-2	295	Fr.-RS	1Sq	Marengo, IL (Marian Central Catholic)
84	Kevin Tennenbaum	TE	6-3	239	So.-RS	2Sq	Buffalo Grove, IL (Buffalo Grove)
69	Corey Thomas	DT	6-2	308	Fr.-RS	1Sq	Chicago, IL (Lindblom Math & Science Acad.)
14	Aregeros Turner	RB	5-11	170	Fr.	HS	Copley, OH (Copley)
77	Jared Volk	OL	6-3	315	Sr.-RS	3L	Hartland, WI (Arrowhead)
15	Jimmie Ward	S	5-11	192	Sr.	3L	Mobile, AL (Davidson)
24	Dominique Ware	S	5-11	180	Sr.-RS	3L	Bolingbrook, IL (Plainfield North)
26	Tyler Wedel	P/K	5-11	186	Jr.	2L	McFarland, WI (McFarland)
91	Anthony Wells	DT	6-3	276	Sr.-RS	3L	North Chicago, IL (North Chicago)
8	Matt Williams	WR	6-1	188	Fr.-RS	1Sq	Geneva, IL (Geneva)
35	Shane Wimann	TE	6-4	225	Fr.	HS	Wisconsin Dells, WI (Wisconsin Dells)
97	Joe Windsor	DE	6-0	236	Sr.	3L	Kearney, MO (Kearney)
27	Bobby Winkel	LB	6-1	227	Jr.-RS	2L	Batavia, IL (Marmion Academy)

KEY: RS -- Has already used a redshirt season. Sq -- Squad member. L -- Letterman. HS -- High School. WO -- Walk-on (new). TR -- Transfer

NORTHERN ILLINOIS 2013 HOMETOWN ROSTER

ILLINOIS 49			WISCONSIN 17			INDIANA 5		
Aurora	3	Chad Beebe, Joel Bouagnon, Brandon Mayes	Appleton	1	Bobby Ramlet	Columbus	1	Matt Krempel
Batavia	1	Bobby Winkel	Fond Du Lac	1	Ben Maruska	Evansville	1	Matt McIntosh
Bellwood	1	Jamaal Payton	Franklin	1	Levon Myers	Hammond	1	Draco Smith
Belvidere	1	Austin Smaha	Greenfield	1	Josh Ruka	Indianapolis	2	Michael Gegner, William Lee
Bolingbrook	1	Dominique Ware	Hartland	2	Jackson Abresch, Jared Volk	KANSAS 4		
Buffalo Grove	1	Kevin Tennenbaum	Ladysmith	1	Zach Anderson	Kansas City	1	Donovan Gordon
Chicago	14	Matt Battaglia, Da’Ron Brown, Brian Canoy, Ladell Fleming, Keith Harris Jr., Cornelius Henry, Mario Jones, Rasheen Lemon, Jordan Lynch, Zeb McLaurin, Nate McNeal, Octavio Renteria, Cody Sullivan, Corey Thomas	McFarland	1	Tyler Wedel	Lawrence	1	Boomer Mays
Crystal Lake	1	Sean Folliard	Mequon	1	Ryan Stendler	Overland Park	1	Matthew Baltimore
East Frankfort	1	Justin Corbett	Milwaukee	2	Cameron Clinton-Earl, George Rainey	St. Marys	1	Luke Eakes
Elburn	1	Ryan Brown	Oconomowoc	1	Nick Cieslak	ALABAMA 3		
Evanston	2	Patrick Husain, Desroy Maxwell	Osceola	1	Lincoln Howard	Mobile	3	Jordan Huff, Marlon Moore, Jimmie Ward
Flossmoor	1	Aidan Conlon	Oshkosh	1	Nick Calhoun	GEORGIA 3		
Geneva	2	Michael Santacaterina, Matt Williams	Waukesha	1	Jake Heckel	Alpharetta	1	Malik Mitchell
Kewanee	1	Cal Breedlove	Wautoma	1	Johnny Eagan	McRae	1	Tyler Pitt
Lake Zurich	1	Jacob Brinlee	Wisconsin Dells	1	Shane Wimann	Powder Springs	1	Ricky Connors
Lansing	1	Rob Sterling	FLORIDA 9			MICHIGAN 3		
Marengo	1	Scott Taylor	Coconut Creek	1	Angelo Sebastiano	Detroit	3	Mycial Allen, Anthony Brooks, Ron Brown
Naperville	2	Tate Briggs, Michael Ippolito	Ft. Walton Beach	1	Sean Evans	OHIO 3		
North Chicago	1	Anthony Wells	Kissimmee	1	Akeem Daniels	Akron	1	Josh Brebant
O’Fallon	1	Mike Cotton	Lauderhill	1	Ken Bishop	Copley	1	Aregeros Turner
Olympia Fields	1	Giorgio Bowers	Miami Gardens	1	Bobby Jones IV	Fremont	1	James Spencer
Orland Park	1	Brian Mayer	Miramar	1	Jamaal Bass	MINNESOTA 1		
Park Forest	1	Stephen O’Neal	Naples	1	Jhony Faustin	Inver Grove Heights	1	Cody Hazelett
Peoria	1	Clayton Glasper	Riviera Beach	1	Tommylee Lewis	NEBRASKA 1		
Romeoville	2	Perez Ford, Cameron Stingily	Vero Beach	1	Charles Ivory	Omaha	1	Tim Semisch
Sterling	1	Tyler Loos	MISSOURI 7			CANADA 1		
Streamwood	2	Blake Holder, Alex Morrow	Columbia	1	Paris Logan	Mississauga (Ont.)	1	Juwan Brescacin
Sycamore	1	Marckie Hayes	Hannibal	1	Mathew Sims			
Western Springs	1	Wes Ott	Kearney	1	Joe Windsor			
			O’Fallon	3	Drew Hare, Devonte Majors, Andrew Ness			
			St. Louis	1	Jason Meehan			

One of 17 Wisconsin natives on the 2013 roster, defensive end George Rainey played one of his top games versus Kent State with a sack, one and a half tackles for loss and four tackles.





QUARTERBACK JORDAN LYNCH

► Lynch Lines ►

Incomparable: With 3,138 passing and 1,815 rushing yards, Lynch became the **FIRST player in NCAA FBS history** to pass for more than 3,000 yards and run for more than 1,500 yards in a single season.

Top 10: Ranked in the Top 10 in the NCAA in 10 categories last season; he led the NCAA in 100-yard rushing games (12) and total offense plays (688), was second in total offense yards (4,953) and fourth in rushing yards (1,815).

Record-Setting: In all, Lynch **broke four NCAA records**, including the single-season quarterback rushing record, set two Mid-American Conference marks and **smashed 14 Northern Illinois records** in 2012.

Clutch: Lynch led Northern Illinois to **12-straight wins**, the last by scoring the game-winning touchdown in the second overtime of the MAC Championship game versus Kent State to send NIU to the Discover Orange Bowl.

Scoring: Responsible for more touchdowns (44) than 50 NCAA FBS teams with at least one touchdown pass in each of the Huskies' last 13 games and 25 on the year to go with 19 rushing touchdowns.

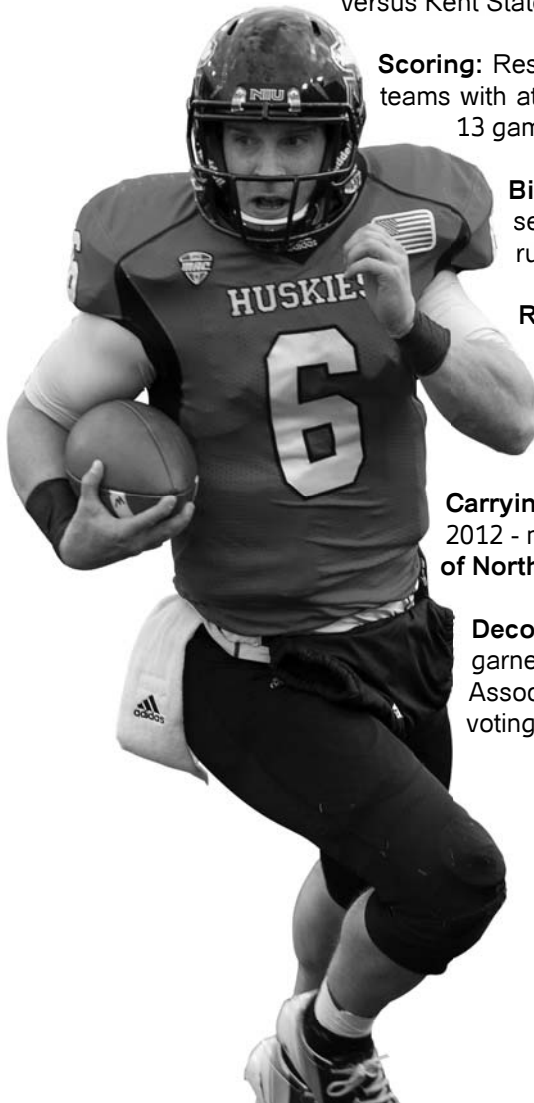
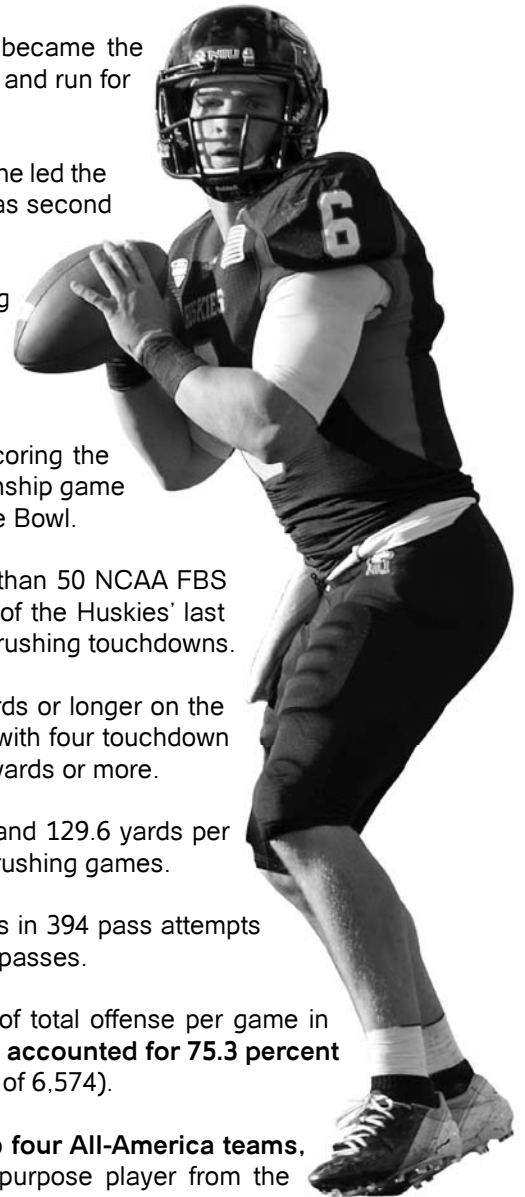
Big-Play: Recorded 50 plays of 25 yards or longer on the season - 37 passing and 13 rushing - with four touchdown runs and six touchdown passes of 40 yards or more.

Rushing: Gained 6.2 yards per rush and 129.6 yards per game with 11 consecutive 100-yard rushing games.

Passing: Intercepted only six times in 394 pass attempts and completed 60.2 percent of his passes.

Carrying-the-Load: Averaged 353.8 yards of total offense per game in 2012 - more than 23 NCAA FBS teams - and **accounted for 75.3 percent of Northern Illinois' offensive yards** (4,953 of 6,574).

Decorated: The MAC MVP was named to **four All-America teams**, garnering a second team nod as an all-purpose player from the Associated Press, and finished seventh in the 2012 Heisman Trophy voting.



**JORDAN
LYNCH** **FOR 6**
NORTHERN ILLINOIS



► The Nation's Top Dual-Threat Quarterback ►



6 JORDAN LYNCH

QB ▶6-1 ▶220 ▶Sr.-RS ▶3L
Chicago, Ill. ▶Mt. Carmel HS

2012: In first year as a starter, broke four NCAA, two MAC and 14 NIU records en route to earning All-America honors as an all-purpose player from the Associated Press and Phil Steele's Magazine and as a quarterback from CBSSports.com and SI.com. Led Northern Illinois to a 12-2 record, including a 12-game winning streak, and the first Bowl Championship Series (BCS) berth

ever earned by a Mid-American Conference team. Finished seventh in the Heisman Trophy voting with 52 points. Won the Vern Smith Leadership Award as MAC MVP, as voted by league coaches, and was named the league's Offensive Player of the Year. Consensus first team All-MAC selection. Ranked second in the nation in total offense yards (4,953) and fourth in rushing yards (1,815). Became the first player in NCAA Football Bowl Subdivision (FBS) history to run for more than 1,500 yards and pass for more than 3,000 (3,138) in a season. Set NCAA FBS records for rushing yards (1,815) and 100-yard rushing games (12) by a quarterback. Led the nation in 100-yard rushing games, three more than any other player in the country, and had a school-record 11 consecutive 100-yard days. Averaged 353.8 yards of total offense per game to rank fourth in the country, and tied for third in points responsible for with 264. Averaged 7.25 yards per play and was responsible for more than 70 percent of NIU's offense in 2012. His rushing average of 129.6 yards/game ranked seventh in the country and was third-highest ever by a Northern Illinois quarterback. Responsible for more plays of total offense (rushing plus passing) than any player in the country with 688. Led the MAC in 10 offensive categories, including rushing yards, rushing average and passing efficiency. Set nearly every Northern Illinois single season total offense record. Had at least 340 yards of total offense in 10 games, and surpassed 400 yards three times. Responsible for 44 touchdowns with 25 passing and 19 rushing to set the NIU record and rank third in the league all-time. Threw at least one touchdown pass in each of NIU's last 13 games. Surpassed 150 yards rushing and 150 yards passing in four games (Toledo, UMass, Ball State, Kent State) to lead the country; no other player had more than two 150/150 games. Had 37 pass plays and 13 rushing plays of 25 yards or longer, including runs of 73, 88, 49, 71 and 57 yards. Named West Division MVP of NIU's MAC Championship game overtime victory over Kent State with 160 rushing yards on a school single-season record 36 carries with three touchdowns. Tallied 372 yards (212 passing/160 rushing) of offense and four touchdowns against the Golden Flashes to lead the Huskies to the MAC title. Scored on a two-yard touchdown run in the second overtime to provide the winning margin. Set the NIU record for total offense in a

WHERE HE RANKED

— Jordan Lynch's Ranking in the 2012 NCAA Final Stats —

Category	No.	NCAA	MAC
Rushing Yards	1,815	4	1
Rushing Yards/Game	129.64	7	1
Rushing Attempts	294	8	2
Rushing Touchdowns	19	T-7	T-1
100-Yard Rushing Games	12	1	1
Total Offense Yards	4,953	2	1
Total Offense Plays	688	1	1
Total Offense Yards/Game	353.79	4	1
Points Responsible For	264	T-3	1
Points Responsible For/Game	18.86	9	1
Passing Efficiency	144.95	30	1
Passing Yards	3,138	30	4
All-Purpose Yards/Game	129.64	36	7
Scoring Average (Points/Game)	8.14	T-49	8

RECOGNITIONS & HONORS

— 2012 —

- Manning Award (Finalist)
- Associated Press All-American (Second Team) - All-Purpose
- Phil Steele's All-American (Second Team) - All-Purpose
- CBSSports.com All-American (Third Team)
- SI.com All-American (Honorable Mention)
- Mid-American Conference Vern Smith Leadership Award
- MAC Offensive Player of the Year
- Sporting News MAC Player of the Year
- CFN.com MAC Offensive Player of the Year
- Columbus Touchdown Club MAC Player of the Year
- All Mid-American Conference (First Team)
- CFN.com All Mid-American Conference (First Team)
- Phil Steele All Mid-American Conference (First Team)
- Marathon MAC Championship Game West Division MVP
- MAC West Offensive Player of the Week (Army, Kansas, Ball State, Toledo)
- Capital One Cup Impact Performer of the Week (Army, Kent St.)
- Manning Award Star of the Week (Army, Ball State, Buffalo, Toledo)
- Honorable Mention - Davey O'Brien QB of the Week (Ball St.)

Lynch's Career Stats

PASSING

Year	G/GS	C-A-I	Pct.	Yds.	TD	Lg	Yds/G	Effic.
2010	9/0	4-6-0	66.7	13	1	11	1.4	139.9
2011	13/0	15-20-0	75.0	166	1	41	12.8	161.2
2012	14/14	237-394-6	60.2	3138	25	73	224.1	145.0
Career	36/14	256-420-6	61.0	3317	27	73	92.1	145.7

RUSHING

Year	G/GS	No.	Yds.	Avg.	TD	Lg	Yds/G
2010	9/0	31	362	11.7	3	90	40.2
2011	13/0	45	246	5.5	3	66	18.9
2012	14/14	294	1815	6.2	19	88	129.6
Career	36/14	370	2423	6.5	25	90	67.3


TOTAL OFFENSE

Year	Rush	Yds.	Pass	Yds.	TD	Plays	Yds.	YPG	YPP
2010	31	362	6	13	4	37	375	41.7	10.1
2011	45	246	20	166	4	65	412	31.7	6.3
2012	294	1815	394	3138	44	688	4953	353.8	7.2
Career	370	2423	420	3317	52	790	5740	159.4	7.3

SINGLE GAME HIGHS

Pass Completions: 25, vs. Toledo, 11-14-12
 Pass Attempts: 41, vs. Florida State (Orange Bowl), 1-1-13
 Passing Yards: 407, vs. Toledo, 11-14-12
 Longest Pass: 73 yards, vs. Toledo, 11-14-12
 Touchdown Passes: 4, twice (last at Western Michigan, 10-27-12)
 Rushing Attempts: 36, vs. Kent State (MAC Championship), 11-30-12
 Rushing Yards: 207, at Ball State, 10-6-12
 Rushing Touchdowns: 3, three times (Last vs. Kent State, MAC Championship, 11-30-12)
 Long Rush: 90 yards, vs. Buffalo, 10-16-10
 Plays: 70, vs. Kent State (MAC Championship), 11-30-12
 Total Offense Yards: 569 (407 passing, 162 rushing) vs. Toledo, 11-14-12
 Touchdowns Responsible For: 6 (4 passing, 2 rushing) at Western Michigan, 10-27-12

NIU QUARTERBACK JORDAN LYNCH



single game with 569 yards, which ranked as the seventh-highest FBS total in 2012, in a 31-24 win over Toledo (11-14). Threw for 407 yards and ran for 162 against the Rockets, becoming the first quarterback in NCAA FBS history to pass for 400 yards and run for 150 in the same game. Threw a career-long 73-yard touchdown pass to Martel Moore in the third quarter to spur the comeback victory. Joined the select 300/150 club for passing/rushing yards (respectively), with 342 passing yards and 125 rushing yards Sept. 15 at Army in a 41-40 win. Responsible for at least two touchdowns in 12 of 14 games in 2012. Posted at least one run of 22 yards or longer in every game. Rushed for a season-high 207 yards on 29 carries with three touchdowns at Ball State (10-6), and added 195 passing yards. Accounted for 410 yards (274 passing and 136 rushing) of total offense and was responsible for a career-high six touchdowns in a 48-34 win at Western Michigan (10-27). Passed for 200 yards or more in eight games. Posted a 60 percent or better completion percentage in all but three games in 2012. Completed a season-best 78.9 percent of his passes against UMass (11-3), going 15-of-19 for 191 yards and two touchdowns in just over one half of football. Ran for 118 yards on 18 carries with a touchdown versus Iowa in his first career start. Put an Akron defender on his back on a 14-yard touchdown run during a four-touchdown day at Akron. Had a touchdowns to interception ratio of 4.2:1 with 25 touchdown passes and six interceptions on the year. Booted a 63-yard "pooch" punt on fourth down versus Toledo and made a TD-saving tackle after an interception. Landed a 52-yard punt at the FSU five-yard line in the Orange Bowl. Averaged 57.5 yards on two punts on the season.

LYNCH'S GAME-BY-GAME CAREER STATISTICS

Record as a starter: 12-2

2010		---RUSHING---				-----PASSING-----				Total	Total
Date	Opponent	No.	Yds	TD	Lg	C-A-I	Yds	TD	Lg	Plays	Yards
10/2	at Akron (W)	2	1	0	1	1-2-0	11	0	11	4	12
10/9	TEMPLE (W)	2	5	0	4	0-0-0	0	0	0	2	5
10/16	BUFFALO (W)	2	96	1	90	0-0-0	0	0	0	2	96
10/20	CMU (W)	4	12	0	10	0-0-0	0	0	0	4	12
10/30	at WMU (W)	2	19	0	11	0-0-0	0	0	0	2	19
11/9	TOLEDO (W)	9	43	0	11	0-0-0	0	0	0	9	43
11/20	at BSU (W)	3	18	0	8	2-2-0	1	1	4	5	19
11/26	at EMU (W)	2	142	2	81	1-1-0	1	0	1	3	143
12/3	vs Miami (L)	5	26	0	11	0-1-0	0	0	0	6	26
Totals		31	362	3	90	4-6-0	13	1	11	37	375
2011		---RUSHING---				-----PASSING-----				Total	Total
Date	Opponent	No.	Yds	TD	Lg	C-A-I	Yds	TD	Lg	Plays	Yards
9/3	ARMY (W)	1	8	0	8	3-5-0	25	0	19	6	33
9/17	WISCONSIN (L)	5	19	0	12	3-3-0	9	0	6	8	28
9/24	CAL POLY (W)	1	6	0	6	0-0-0	0	0	0	1	6
10/1	at CMU (L)	1	3	0	3	0-0-0	0	0	0	1	3
10/8	KSU (W)	8	46	1	10	3-4-0	22	0	11	12	68
10/15	WMU (W)	10	113	1	66	0-1-0	0	0	0	11	113
10/22	at Buffalo (W)	1	4	0	4	0-0-0	0	0	0	1	4
11/1	at Toledo (W)	2	3	0	3	0-0-0	0	0	0	2	3
11/8	at BGSU (W)	6	32	0	12	2-2-0	46	1	37	8	78
11/15	BSU (W)	1	14	0	14	0-0-0	0	0	0	1	14
11/25	EMU (W)	1	0	0	0	0-1-0	0	0	0	1	0
12/2	vs Ohio (W)	1	2	0	2	0-0-0	0	0	0	1	2
1/8	vs Ark. St. (W)	7	-4	1	3	4-4-0	64	0	41	11	60
Totals		45	246	3	66	15-20-0	166	1	41	65	412
2012		---RUSHING---				-----PASSING-----				Total	Total
Date	Opponent	No.	Yds	TD	Lg	C-A-I	Yds	TD	Lg	Plays	Yards
9/1	vs Iowa* (L)	18	119	1	73	6-16-0	54	0	25	34	173
9/8	UTM* (W)	11	60	3	32	19-25-1	214	1	32	36	274
9/15	at Army* (W)	13	125	1	88	18-27-1	342	4	69	40	467
9/22	KANSAS* (W)	22	134	0	23	23-35-1	235	2	65	57	369
9/29	CMU* (W)	21	144	1	49	14-32-0	215	1	43	53	359
10/6	at BSU* (W)	29	207	3	71	16-23-0	195	1	54	52	402
10/13	BUFFALO* (W)	15	129	2	40	13-20-0	232	2	45	35	361
10/20	at Akron* (W)	20	131	2	35	20-33-0	223	2	35	53	354
10/27	at WMU* (W)	21	136	2	27	18-28-0	274	4	62	50	410
11/3	UMASS* (W)	15	157	1	57	15-19-0	191	2	29	34	348
11/14	TOLEDO (W)	30	162	0	31	25-36-1	407	3	73	66	569
11/23	at EMU* (W)	20	107	0	12	16-25-0	168	1	43	45	275
11/30	vs Kent St.* (W)	36	160	3	44	19-34-1	212	1	43	70	372
1/1	vs Florida St.* (L)	23	44	0	22	15-41-1	176	1	55	64	220
Totals		294	1815	19	88	237-394-6	3138	25	73	688	4953
Career		370	2423	25	90	256-420-6	3317	27	73	790	5740

* - Games Started

2011: The Huskies' back-up quarterback saw action in 13 games as he spelled starter Chandler Harnish throughout the season. Finished fourth on the team in rushing with 246 yards on 45 carries to average 5.5 yards per rush. Scored three rushing touchdowns and had a long rush of 66 yards versus Western Michigan (10-15). Completed 15-of-20 passes for 166 yards and one touchdown. Third on the team in total offense with 412 yards. Had at least one rush in every game he played and threw passes in six contests. Completed all four of his passes for 64 yards, including

a season-long 41-yard completion against Arkansas State (1-8). With Harnish injured, led NIU to the go-ahead touchdown, scoring on a three-yard dive in the bowl victory over the Red Wolves. Got his first passing touchdown of the season on a 37-yard strike to Willie Clark at Bowling Green (11-8). Rushed for 32 yards on six carries in the game. Attempted a career-high five passes against Army (9-3), completing three for 25 yards. Set season highs in carries (10) and yards (113) versus Western Michigan. Carried the ball eight times for 46 yards and a touchdown against Kent State (10-8).

NIU COACHES AND TEAMMATES...

Rod Carey, NIU Head Coach

"It starts with his parents – they are from the south side of Chicago – and they raised him right. As a player, he has the ability to hurt you with his legs, his arms and his mind. He leads by example. He's vocal when he needs to be, but he brings everyone here, coaches included, to a new level with the way he goes about his business."

"We knew our first fall camp here in 2011 as a new staff [that he was something special]. He had a great fall camp and was pushing Chandler [Harnish] and that made Chandler better and made Jordan hungrier. Last fall, I'd get into the QB meeting and I'd go over third-down plays. We'd go down the list and he'd say he liked 'em all. He will do anything you ask him to do and that's why he had a hard time saying I don't like this or I like that. When you've got a guy that will execute anything you want to do, you have something special."

Bob Cole, NIU Offensive Coordinator

"Probably the toughest player I've ever seen. I've been coaching for quite some time now, 25 years, and I've never seen a player that takes the pounding he takes. Just a tough kid from the south side of Chicago who loves playing football."

Jason Schepler, Former NIU Tight End

"I've never seen a quarterback finish like he does. You've always got to keep playing whenever you see him with the ball, because you never know when he is going to go down so you have to keep blocking."

Jimmie Ward, NIU Safety

"When the ball is in Jordan's hands, I've got all the confidence in the world."

Jared Volk, NIU Offensive Guard

"I think the best part is he delivers the blow most of the time. He's not a quarterback that's going to slide. He's going to go into you head-first and he's going to make you regret trying to tackle him. He gets a lot of respect from the offensive line for the way he runs."

OTHER COACHES...

Frank Lenti, Mt. Carmel (HS) Head Coach

"When [former Northern Illinois Head coach Jerry Kill] asked me about him, I said, 'Coach, I can promise you one thing: No one in your program will ever outwork Jordan Lynch. When he steps out on the field, the leadership level rises dramatically.'"

Jerry Kill, Minnesota (former NIU) Head Coach

"I would tell you that Jordan Lynch was a special kid when we recruited him. He's a good enough athlete I think he can start at safety in the NFL. He's a great player and a great kid, [with a] great family."

2010: Served as NIU's back-up quarterback behind Chandler Harnish and saw action in nine games. Played in every MAC regular season game and in the league championship game in Detroit. Averaged 40.2 rushing yards a game with 362 yards on 31 carries to rank fourth on the team. Scored three rushing TDs and threw for one. His 11.7 yards-per-carry average led NIU. Totaled 395 yards of total offense on 37 plays to rank fourth on the team. Recorded the longest run by any Huskie player since 1993 with a 90-yard touchdown versus Buffalo (10-16). The 90-yard rush was the longest run ever by an NIU quarterback and the fourth-longest in school history. Completed four-of-six passes for 13 yards on the year. Made his first career appearance at Akron (10-2). Earned NIU's Co-Big Hit of the Week after rushing for 43 yards on nine carries against Toledo (11-9). Rushed for 18 yards on three carries at Ball State (11-20) and completed both of his pass attempts, one for a four-yard touchdown to Kyle Skarb. Ran for a career-best 142 yards on just two carries with both going for touchdowns at Eastern Michigan (11-26). Scored on runs of 61 and 81 yards (ninth-longest in school history). Earned 26 yards on five carries against Miami (Ohio) with a long run of 11 yards in the 2010 MAC Championship game (12-3).

2009: Redshirted

OPPONENTS...

Matt Campbell, Toledo Head Coach

"Honestly, he's truly one of the best players in the country. He's a young man that you talk about the word consistency and he's been the essence of consistency. He's a young man that has played excellent in every football game. As much as he runs the football -- his ability to run with such power yet throw the ball with great consistency and have the ability to sustain his success...a lot of credit has to go to him. I've got the utmost respect for him and what he's done. He's a great player."

Charlie Weis, Kansas Head Coach

"The problem with him is that he's running the ball so effectively in the read-option, everyone's trying to load up the box against him, which opens up opportunities for big chunks in the passing game. You really have to pick your poison. If you bring in an extra guy down there to try to contain the run, and risk chunks in the passing game, I think that's a fine line you have to tread when you're looking at him."

Jimbo Fisher, Florida State Head Coach

"He does so much in the game, I don't know how he's got the energy to practice all week. The guy runs the ball for 130 yards a game and throws it for 250 or whatever. It's amazing what he does and the pounding and the beating ... He's well built, but he's not a huge guy, and to do the things he does, he's a great competitor."

MEDIA...

Holly Anderson, SI.com

"Lynch was sent here by the football gods to make sure we all properly appreciate MACtion for the weeknight blessing it is. Message received."

Terry Foster, Detroit News

"How do I describe Lynch? How about a combination of Denard Robinson, Johnny Manziel, and Bronko Nagurski? He is a throwback with a modern game."

Mike Lopresti, USA Today

"(Lynch is the) best quarterback nobody talks about --except the past 13 defensive coordinators Northern Illinois has faced. Most potent dual threat since fire and brimstone."

Chris Huston, CBSSports.com

"(Lynch) is putting up incredible numbers. They're really unassailable numbers. Very impressive player, certainly on par production-wise with anything Johnny Manziel has done. I'd say they're pretty close, numbers-wise."

David Haugh, Chicago Tribune

"Who knew a blue-collar kid from Chicago would work hard enough to become one of college football's best success stories?"

High School: Team captain of USA Football's 2009 gold medal winning Junior National Team. Played safety and made seven tackles and recovered one fumble in three games. Named to the Chicago Sun-Times All-Area first team and the Chicago Tribune All-State honorable mention team. Lawless Award recipient, which honors the top senior in the Chicago Catholic League. Team captain was named the Northwest Indiana Times Offensive Player of the Year after throwing for 1,221 yards on 75-of-125 passing with 16 touchdowns and rushing for 848 yards on 141 carries (a 6.0 average) with 15 touchdowns. Earned all-conference honors twice while leading his team to two Class 8A semifinal appearances. Threw for 1,120 passing yards on 69-of-135 attempts and totaled 486 rushing yards on 94 carries as a junior. Scored 24 total touchdowns (15 passing, nine rushing) while helping his team to a 12-1 record in 2007. Also earned all-conference and all-area honors that year

Personal: Born Oct. 3, 1990. Middle son of Jim and Sheila Lynch. From the Mount Greenwood neighborhood on Chicago's south side. Earned his bachelor's degree in kinesiology and exercise science in summer 2013. Admires Steve Prefontaine.

In his first season as Northern Illinois' starting quarterback, all **Jordan Lynch** did was break 14 school records, two Mid-American Conference records and three NCAA Football Bowl Subdivision marks, while also becoming the first quarterback in FBS history to pass for 3,000 and rush for 1,500 yards in a season and pass for 400 yards and rush for 150 yards in a game. In addition, Lynch is ranked in the Huskie Top 10 on 15 additional single season, 15 career and four single game lists. He is in the MAC's Top Five in four additional categories.

— LYNCH IN THE NCAA RECORD BOOK —

Most Rushing Yards by a QB, Season:

1. 1,815 - Jordan Lynch, NIU, 2012

Previous Record: 1,702 - Denard Robinson (Michigan), 2010

Most 100-Yard Rushing Games by a QB, Season:

1. 12 - Jordan Lynch, NIU, 2012

Most Consecutive 100-Yard Rushing Games by a QB:

1. 11 - Jordan Lynch, NIU, 2012

Previous Record: 5, by Five Players

First Player to Rush for 1,500 Yards and Pass for 3,000 Yards in a Season:

Jordan Lynch, NIU 2012 (3,138 passing, 1,815 rushing)

First Player to Pass for 400 Yards and Rush for 150 Yards, Game:

Jordan Lynch, Nov. 14, 2012 vs. Toledo (407 passing; 162 rushing)

Most Rushing Yards per Game by a QB, Season:

3. 129.6 - Jordan Lynch, NIU, 2012

Record: 135.8 - Beau Morgan, Air Force, 1996

— LYNCH IN THE MAC RECORD BOOK —

Most Yards Total Offense, Season

1. 4,953, Jordan Lynch (2012)

Previous Record: 4,774, Dan LeFevour, CMU (2007)

Most Rushing Yards by a QB, Season:

1. 1,815 - Jordan Lynch, NIU, 2012

Previous Record: 1,397 - Chandler Harnish (NIU), 2011

Most Plays, Season:

3. 688, Jordan Lynch (2012)

Record: 731, Dan LeFevour, CMU (2007)

Most TDs Responsible For, Season

3. 44, Jordan Lynch (2012)

Record: 47, Dan LeFevour, CMU (2007)

Most Rushing Yards, Season:

5. 1,815, Jordan Lynch (2012)

Record: 1,928, Garrett Wolfe, NIU (2006)

Most Yards Total Offense, Game:

2. 569 (407 pass, 162 rush), Jordan Lynch vs. Toledo, 11-14-12

Record: 624, Zac Dysert, Miami at Akron, 9-29-12

— LYNCH IN THE NIU RECORD BOOK —

Single Game

1st	Rushing Attempts by a QB.....	36
 vs. Kent State (MAC Champs), Nov. 30, 2012	
1st	Net Yards of Total Offense.....	569 vs. Toledo, Nov. 14, 2012
4th	Longest Rush	90 yards vs. Buffalo, Nov. 16, 2010
T5th	88 yards vs. Army, Sept. 15, 2012
T10th	81 yards vs. Eastern Michigan, Nov. 26, 2010
5th	Passing Yards.....	407 vs. Toledo, Nov. 14, 2012
T8th	Touchdown Passes	4 vs. Western Michigan, Oct. 27, 2012
10th	Pass Completions	25 vs. Toledo, Nov. 14, 2012

Season

1st	100-Yard Rushing Games	12
1st	Consecutive 100-Yard Rushing Games	11
1st	Rushing Attempts by a QB.....	294
1st	Rushing Yards by a QB	1,815
1st	Plays, Total Offense	688
1st	Net Yards, Total Offense.....	4,953
1st	Net Yards, Total Offense by a Junior.....	4,953
1st	Avg. Yards/Game, Total Offense	353.8
1st	Touchdowns Responsible For	44
1st	Avg. Yards/Play, Total Offense.....	7.26
T2nd	Rushing Touchdowns	19
4th	Rushing Yards	1,815
5th	Rushing Attempts.....	294
8th	Rushing Yards/Carry	6.17
10th	Rushing Yards/Game	129.6
2nd	Passing Yards	3,138
2nd	Passing Attempts/Game.....	28.1
T2nd	Pass Completions	237
T3rd	Pass Completions/Game.....	16.9
T3rd	Touchdown Passes	25
4th	Touchdown Passes/Game.....	1.8
8th	Completion Percentage.....	.602
8th	Passing Yards/Completion	13.24
T9th	Points	114
T5th	Touchdowns Scored.....	19

Career

T1st	Consecutive 100-Yard Rushing Games	11
1st	Rushing Yards/Carry	6.55
T6th	100-Yard Rushing Games	14
T8th	Rushing Touchdowns	25
12th	Rushing Yards	2,433
2nd	Passing Yards/Attempt.....	7.90
4th	Completion Percentage.....	.610
6th	Yards/Completion.....	12.96
7th	Touchdown Passes/Game.....	0.75
9th	Passing Yards	3,317
9th	Pass Completions	256
9th	Pass Completions/Game.....	7.1
9th	Touchdown Passes	27
T4th	Touchdowns Responsible For	52
6th	Total Offense Yards.....	5,740
10th	Total Offense Plays	790
T10th	Touchdowns Scored.....	25



51 ZACH ANDERSON

DT ▶6-1 ▶300 ▶Sr.-RS ▶2L
Ladysmith, Wis. ▶Ladysmith

2012: Recorded six tackles in seven games on the year. Set a career-high with four tackles at Eastern Michigan (11-23). Posted a solo tackle and a forced fumble against Buffalo (10-13). Made one solo stop versus UMass (11-3).

2011: Played in two games before missing the remainder of the season with a bicep injury. Made two tackles against Wisconsin (9-17) at

Soldier Field. Grabbed his first career interception on a batted pass in the fourth quarter versus his home state school. Notched his lone solo tackle of the season against Cal Poly (9-24).

2010: Played in six games on the interior defensive line as a redshirt freshman. Saw his first collegiate action at home versus North Dakota (9-11) and recorded a three-yard tackle for loss for his only tackle of the year. Also played in home games versus Buffalo (10-16), Central Michigan (10-23) and Toledo (11-9) and on the road at Akron (10-2) and Ball State (11-20).

2009: Redshirted.

High School: Earned first team all-state honors from the Associated Press, *Eau Claire Leader* and the Wisconsin Football Coaches Association. Shrine Bowl participant served as team captain and was elected team MVP as a senior. Two-time WFLA All-Northwest first team and three-time first team all-conference selection. Saw action on both sides of the line and at fullback. Recorded 66 tackles, 16 sacks, caused eight fumbles, recovered seven and blocked two kicks as a senior. Ran the ball 20 times for 150 yards and scored twice. Twelve-time letterwinner in football, wrestling and track. As a wrestler, was a three-time state placewinner at 285 pounds with 106 career pins and a 152-21 record. Also on the mat, was a two-time Greco-American and Greco National placewinner, and holds the fastest pin in Wisconsin at four seconds. As a track and field athlete, qualified twice for the state championships in the shot put and once in the discus.

Personal: Born March 28, 1991 in Maplewood, Minn. Son of John and Cheryl McMahon. Majoring in communications. Spends time coaching children's wrestling and as a referee. Admires Reggie White and Dan Gable.

Anderson's Career Stats

Year	G/GS	Solo	Asst	Total	TFL-Yds	QS-Yds	FF/FR	Int/PBU
2010	6/0	1	0	1	1-3	0-0	0/0	0/0
2011	2/0	1	2	3	0-0	0-0	0/0	1/0
2012	7/0	2	4	6	0-0	0-0	1/0	0/0
Career	15/0	4	6	10	1-3	0-0	1/0	1/0

SINGLE GAME HIGHS

Tackles: 4, at Eastern Michigan, 11-23-12

TFL: 1, vs. Iowa State, 9-11-10

INTs: 1, vs. Wisconsin, 9-17-11

Forced Fumbles: 1, vs. Buffalo, 10-13-12



53 MATTHEW BALTIMORE

DE ▶6-3 ▶220 ▶Fr.-RS ▶1Sq
Overland Park, Kan. ▶Olathe East

2012: Redshirted. Named the Defensive Scout Team Player of the Week for the Western Michigan (10-27) game.

High School: Earned all-state honors from the *Wichita Eagle*, *Topeka Capital-Journal* and the Kansas Football Coaches Association after his senior season at Olathe East High School. Named to the All-Sunflower League team

in 2011 by conference coaches. Made 65 tackles, 12 quarterback hurries, 10 tackles for loss, 3.5 sacks and four fumble recoveries in his senior season with the Hawks. Helped OEHS advance to the Class 6A semifinals for the second straight year in 2011. Totaled 17.5 tackles for loss, nine sacks, two forced fumbles and nine pass deflections as a junior to earn second team All-Sunflower League honors. Helped the Hawks go 10-2 and win a Sunflower League title in 2010. Ranked as the eighth-best recruit in the state of Kansas by ESPN.

Personal: Born Jan. 19, 1994, in Grand Rapids, Mich. Son of William and Jeanette Baltimore. Plans to major in marketing. Enjoys listening to music. Admires Ray Lewis. Grandfather James Long played for the Pittsburgh Steelers in 1966. Cousin of current New York Jets tight end Kellen Winslow, Jr.



6 JAMAAL BASS

LB ▶5-10 ▶225 ▶Jr.-RS ▶2L
Miramar, Fla. ▶Miramar

2012: Third on the team in tackles with 83 in 14 contests. Had 45 solo tackles and six tackles for loss. Tied his career-high in tackles with 10 stops, including six solo, in NIU's victory over Army (9-15). Tallied a team-high nine stops at Western Michigan (10-27). Also returned an interception 44 yards against the Broncos, setting up a Huskie touchdown on the very next play. Recorded

eight tackles, including a half sack, in the MAC Championship game against Kent State (11-30). Made six solo stops, including two for a loss, against Toledo (11-14) when he was named one of the Huskies' defensive players of the game. Forced a fumble and made six tackles against UT Martin (9-8). Posted 1.5 tackles for loss and three tackles versus Kansas (9-22). Tallied five tackles, including a tackle for loss, at Akron (10-20). Recorded four solo tackles against UMass (11-3). Tallied three tackles at Eastern Michigan (11-23). Started 13 of 14 games at outside linebacker for the Huskies.

2012: Third on the team in tackles with 83 in 14 contests. Had 45 solo tackles and six tackles for loss. Tied his career-high in tackles with 10 stops, including six solo, in NIU's victory over Army (9-15). Tallied a team-high nine stops at Western Michigan (10-27). Also returned an interception 44 yards against the Broncos, setting up a Huskie touchdown on the very next play. Recorded eight tackles, including a half sack, in the MAC Championship game against Kent State (11-30). Made six solo stops, including two for a loss, against Toledo (11-14) when he was named one of the Huskies' defensive players of the game. Forced a fumble and made six tackles against UT Martin (9-8). Posted 1.5 tackles for loss and three tackles versus Kansas (9-22). Tallied five tackles, including a tackle for loss, at Akron (10-20). Recorded four solo tackles against UMass (11-3). Tallied three tackles at Eastern Michigan (11-23). Started 13 of 14 games at outside linebacker for the Huskies.

2011: Named to the MAC All-Freshman Team by Rivals.com. Saw action in 11 games and started 10 at weakside linebacker. Missed the Bowling Green (11-8), Ball State (11-15) and Eastern Michigan (11-25) games. Made at least four stops in 10 games. Ranked sixth on the team with 62 tackles and was fifth in tackles for loss with 5.5. Made four

MEET THE HUSKIES

tackles against Arkansas State (1-8), including one for a 10-yard loss, to hold the Red Wolves to a field goal in the first quarter. Tallied seven tackles against Ohio (12-2) in the MAC Championship game. Recorded five tackles against Kent State (10-8) with two tackles for losses of five yards and a pass breakup to earn NIU's Defensive Skill Player of the Week award. Led the Huskies with a career-high 10 tackles against Central Michigan (10-1), including one for loss. Made five total tackles with a tackle for loss versus Wisconsin (9-17). Notched two solo and six assisted tackles in his collegiate debut versus Army (9-3).

2010: Redshirted as a true freshman.

High School: An All-Broward County first team selection at linebacker as a senior after making 165 tackles for the Miramar team that won the 6A state title in 2009. Tallied 90 solo stops and 75 assists, forced three fumbles and recovered two, and broke up three passes. Four-year varsity letterwinner served as team captain as a senior. Invited to play in the Dade vs. Broward All-Star Game. Credited with 105 tackles, 65 solo, his junior year. Forced one fumble, recovered three and broke up two passes. Also reached the 100-tackle mark in his sophomore year with 75 solo stops. In his prep career, totaled 450 tackles, 260 solo, six forced fumbles, seven fumble recoveries and five pass breakups. Miramar went 14-1 in 2009 and took home the regional crown in 2008 with an 11-3 mark. During Bass' prep career, the Patriots posted 43-9 record. Earned the Monsignor Pace 3.0 GPA award in 2007-08.

Personal: Born Sept. 4, 1991 in Miami, Fla. Son of Cheryl and Keithly Bass. Majoring in sociology.

Bass' Career Stats

Year	G/GS	Solo	Asst	Total	TFL-Yds	QS-Yds	FF/FR	Int/PBU
2011	11/10	23	39	62	5.5-20	0-0	0/0	0/1
2012	14/13	45	38	83	6.0-14	0.5-2	0/1	1/0
Career	25/23	68	77	145	11.5-34	0.05-2	0/1	1/1

SINGLE GAME HIGHS

Tackles: 10, twice, last at Army, 9-15-12

TFL: 2, twice, last vs Toledo, 11-14-12



66 MATT BATTAGLIA

OL ▶ 6-3 ▶ 287 ▶ Sr.-RS ▶ 2L
Chicago, Ill. ▶ Marist/Harper College

2012: Redshirted while battling injuries.

2011: Saw action against Army (9-3), Kansas (9-10), Wisconsin (9-17), Cal Poly (9-24), Kent State (10-8), Western Michigan (10-15), Bowling Green (11-8), Ohio (12-2) and Arkansas State (1-8) as a back-up guard. Also got playing time on the Huskies' FG/PAT unit.

2010: Saw action at offensive guard versus Central Michigan (10-23), Toledo (11-9) and Eastern Michigan (11-26). Also got into several of those games as a back-up on the PAT/Field Goal unit.

Junior College: Earned a varsity letter playing offensive line for Harper College in 2009. The Hawks averaged 253.1 yards of total offense a game with 88.4 yards rushing and 164.7 yards passing.

High School: Three-year letterwinner at Marist High School. Helped lead the Red Hawks to a 9-3 record and the Illinois 8A quarterfinals his senior year. Served as team captain as a senior. Named the team's offensive lineman of the year his final year. Earned all-conference and all-area honors in 2008.

Personal: Born February 20, 1991 in Chicago, Ill. Son of Bernadette and Frank Battaglia. History major.



93 KEN BISHOP

DT ▶ 6-1 ▶ 308 ▶ Sr. ▶ 1L
Lauderhill, Fla. ▶ Piper/Ellsworth CC

2012: Ranked eighth on the team in tackles with 55 and sixth in sacks with two. His 9.5 tackles for loss were fifth-most on the team. Started at both fullback and defensive tackle in the MAC Championship. Posted a season-high eight stops, including three tackles for loss and a sack, against Kent State (11-30) in the MAC Championship. His three TFLs and sack came in

the second quarter when the Huskie defense held the Golden Flashes to only three yards of total offense. Tallied six tackles against Kansas (9-22) and at Ball State (10-6). Recorded a team-high five tackles, including two tackles for loss, at Eastern Michigan (11-23). Made five stops, including one for a loss, at Western Michigan (10-27). Notched five tackles, one for a loss, and recovered a fumble against UMass (11-3) to earn MAC West Defensive Player of the Week honors. Recorded three tackles, including a half sack and half tackle for loss, in his Huskie debut against Iowa (9-1). Accounted for four tackles against Tennessee-Martin (9-8). Made four tackles, including a half tackle for loss, versus Central Michigan (9-29). Posted a two-tackle, one-sack performance against Buffalo (10-13). Made two tackles at Akron (10-20). Collected a half sack against Toledo (11-14).

Junior College: Enrolled at NIU in January 2012 after spending the last two seasons at Ellsworth Community College in Iowa Falls, Iowa. Named first-team all-Midwest Football Conference in 2011 after compiling 67 tackles – second-most on the team – and added two sacks and a pass breakup in nine games for the Panthers. Totaled 64 tackles in his freshman season at ECC to rank third on the team. Was a teammate of current Huskie defensive back Jhony Faustin in 2010 at Ellsworth.

High School: Earned second team all-state honors following his senior season at Piper High School. Earned invitations to the North-South All-Star Game and the Dade-Broward All-Star Game in 2009.

Personal: Born Sept. 8, 1990, in Fort Lauderdale, Fla. Son of Ken, Sr. and Loylet Bishop. Majoring in general studies.

Bishop's Career Stats

Year	G/GS	Solo	Asst	Total	TFL-Yds	QS-Yds	FF/FR	Int/PBU
2012	14/9	30	25	55	9.5-26	2.0-15	0/1	0/1

SINGLE GAME HIGHS

Tackles: 8 vs. Kent State (MAC Championship), 11-30-12
TFL: 3 vs. Kent State, 11-30-12



25 GIORGIO BOWERS

RB ►5-8 ►218 ►Jr.-RS ►1L

Olympia Fields, Ill. ►Rich Central/Akron

2012: Played in 11 games on special teams and at running back. Had 12 carries for 64 yards, averaging 5.3 yards a carry. Made seven tackles on the Huskie special teams units...Forced a fumble on a kickoff at Akron (10-20), which NIU recovered, leading to an NIU touchdown and a 10-0 lead. Earned co-Special Teams Player of the Week honors from the coaching staff following

the game against the Zips. Rushed for 37 yards on five carries, highlighted by an 11-yard gain, against the Zips. Tallied three carries for 20 yards, including a career-long 12 yard rush versus UMass (11-3). Ran three times for four yards at Eastern Michigan (11-23). Rushed for three yards on one carry in the MAC Championship against Kent State (11-30). Made a career-high three tackles on special teams versus the Golden Flashes.

Previous School: Played in five games for Akron in 2010. Carried the ball eight times for 27 yards on the season to average 3.4 yards per rush. Gained 26 yards on seven carries at Kentucky (9-18), including a 14-yard scamper. Posted one carry for one yard versus Northern Illinois (10-2). Returned one kickoff for 15 yards against Gardner-Webb (9-11). Credited with a special teams tackle at Indiana (9-25).

High School: Nominated to play in the 2010 U.S. Army All-American Bowl. Rushed for 1,171 yards and 11 touchdowns on 170 carries during his senior season at Rich Central High School. Tabbed sixth-best prospect in Illinois by Tom Lemming's MaxPreps.com and CBS College Sports. Ranked as the 27th top prospect in Illinois by Rivals. Three-time all-conference selection and two-time all-area pick. Ran for 1,054 yards on 104 carries with 15 touchdowns as a junior.

Personal: Born Dec. 24, 1991 in Chicago. Son of George Bowers and Zenita Johnson. Majoring in psychology.

Bowers' Career Stats

Year	G/GS	No.	Yds.	Avg.	TD	Lg	Yds/G
2012	11/0	12	64	5.3	0	12	5.8

SINGLE GAME HIGHS

Rushing Yards: 57, at Akron, 8-20-12
Long Gain: 12, vs. UMass, 11-3-12



11 JUWAN BRESACACIN

WR ►6-1 ►219 ►So.-RS ►1L

Mississauga, Ont. ►Culver (Ind.) Academy

2012: Appeared in nine games for the Huskies, catching 11 passes for 223 yards. Averaged 20.3 yards per catch to rank third on the team. Recorded four receptions of 25 yards or more, including a career-high 44-yard grab against UMass (11-3). Set career highs in receptions and yards against the Minutemen with four catches for 82 yards, including one from fellow wide

receiver Jamison Wells. Made a pair of 30-plus yard catches at Akron (10-20) to set up two NIU field goals. Made his first career grab for a 12-yard gain against Buffalo (10-13). Recorded two catches for 24 yards versus the Bulls. Hauled in a 38-yard pass at Western Michigan (10-27) to set up NIU's sixth touchdown. Made two catches for 12 yards at Eastern Michigan (11-23).

2011: Redshirted. Named the Defensive Work Team Player of the Week following the Toledo (11-1) game.

High School: Two-time varsity letterwinner in both football and basketball. Honored as team captain and MVP in football and basketball his senior year. Named to all-area and all-state teams following his senior campaign. Holds school record for most touchdown catches in a game with three. Also holds season records for receiving yards (697), receptions (44), and touchdown catches (12). Broke three school career records in just two seasons including: receiving yards (1,314), catches (70), and touchdown catches (19). Earned a place on the 2011 Grange North All-Star team after his senior season.

Personal: Born Jan. 10, 1993 in Mississauga, Ontario, Canada. Son of Justin and Diana Brescacin. Undecided major.

Brescacin's Career Stats

Year	G/GS	Rec.	Yds.	Avg.	TD	Lg	Yds/G
2012	9/0	11	223	20.3	0	44	24.8

SINGLE GAME HIGHS

Catches: 4, vs. Massachusetts, 11-3-12
Receiving Yards: 82, vs. Massachusetts, 11-3-12
Long Gain: 44, vs. Massachusetts, 11-3-12



86 JACOB BRINLEE

WR ►5-9 ►185 ►So. ►1L

Lake Zurich, Ill. ►Lake Zurich/Fork Union

2012: Appeared in eight games for the Huskies as a true freshman. Made two catches and carried the ball three times for 31 yards in 2012. Scored on an 11-yard run in NIU's 49-7 victory at Eastern Michigan (11-23). Played a key role on several special teams units for the Huskies. Recorded a tackle versus UMass on the kickoff team (11-3).

High School: Set the Lake Zurich High School record with 3,509 career rushing yards. Earned all-conference, all-area and all-state recognition following his junior and senior seasons. Posted a single season record in rushing yards (1,703) as a senior, helping the Bears advance to the state title game. Rushed for a record 280 yards on 14 carries against Libertyville. Scored 14 touchdowns during the 2011 season. Scored a school-record 26 touchdowns as a junior, in addition to rushing for 1,683 yards for Lake Zurich. Helped the Bears reach the state semi-finals in 2010.

Personal: Born June 13, 1993, in Joliet, Ill. Son of Jim and Jana Brinlee. Intends to major in mechanical engineering. Enjoys reading.

Brinlee's Career Stats

RECEIVING

Year	G/GS	Rec.	Yds.	Avg.	TD	Lg	Yds/G
2012	8/0	2	0	0.0	0	3	0.0

RUSHING

Year	G/GS	No.	Yds.	Avg.	TD	Lg	Yds/G
2012	8/0	3	31	10.3	1	11	3.4

SINGLE GAME HIGHS

Catches: 1, twice, last vs. Massachusetts, 11-3-12

Receiving Yards: 3, vs. Massachusetts, 11-3-12

Rushing Yards: 20, vs. Massachusetts, 11-3-12

Long Gain: 11, twice, last at Eastern Michigan, 11-23-12



31 ANTHONY BROOKS

CB ▶ 5-11 ▶ 175 ▶ Fr-RS ▶ 1Sq
Detroit, Mich. ▶ Warren Mott

2012: Redshirted as a true freshman. Named the Defensive Scout Team Player of the Week following the Akron (10-20) contest.

High School: First team all-county selection as a defensive back for Mott High School in 2011. Named team MVP as a senior after helping his team to the district finals. Named to the All-

Metro East second team in 2011 by the *The Detroit News*. Recorded 23 tackles and intercepted three passes, returning one for a touchdown, as a senior for the Marauders. Caught three passes for 143 yards and two touchdowns.

Personal: Born April 2, 1994, in Detroit, Mich. Son of Anthony and Marsha Brooks. Plans to major in sociology. Admires Deion Sanders.



4 DA'RON BROWN

WR ▶ 6-0 ▶ 194 ▶ Jr-RS ▶ 2L
Chicago, Ill. ▶ Morgan Park

2012: Hauled in 17 receptions for 156 yards and two touchdowns. Finished the season with at least one catch in five of the last seven games. Accounted for 51 yards on three touches against Kent State (11-30) in the MAC Championship game. Caught two passes for 37 yards, including a 25-yard reception, and gained 14 yards on one carry versus the Golden Flashes. Caught a

career-high two touchdowns in a 48-34 victory at Western Michigan (10-27). Finished the day with a career-best four catches against the Broncos. Added a 12-yard rushing touchdown versus Buffalo (10-13). Hauled in a season-high three passes for 32 yards against UT-Martin (9-8). Grabbed one pass each against Army (9-15), Kansas (9-22) and Ball State (10-6).

2011: As a redshirt freshman, finished fourth on the team in receptions with 24 catches for 322 yards and two touchdowns. Made 11 tackles as a member of the Huskies' kickoff and punt units. Had two catches for 21 yards against Ball State (11-15). Caught two passes for 48 yards at Bowling Green (11-8). Made three grabs for 56 yards and a touchdown at Toledo (11-1). His 25-yard catch set up a Huskie touchdown, while his 16-yard touchdown catch came in the third quarter. Named the Special Teams Player of the Week against Western Michigan (10-15) after making two tackles. Hauled in two passes for 25 yards against Kent State (10-8). Caught five passes for 63 yards, both career-highs, versus Central Michigan (10-1). Made three catches for 46 yards against Wisconsin. Hauled in two receptions for 28 yards against Kansas (9-

10), including a 10-yard touchdown catch in the third quarter for his first career TD.

2010: Redshirted as a true freshman. Honored as the Northern Illinois Offensive Work Team Player of the Year at the annual football awards banquet. Named the NIU work team player of the week a team-high three times – for the Illinois (9-18), Central Michigan (10-23) and Ball State (11-20) contests.

High School: A first team All-City selection his junior and senior years. Special Mention *Chicago Tribune* All-State quarterback as a senior. First team all-area and all-conference selection in 2008 and 2009 and also picked up all-Illini Prairie first team honors as a sophomore. Team MVP and captain his final two years. Named an Old Spice RedZone Player of the Year as a junior. Averaged 12.2 yards per carry with 1,800 yards on 147 carries as a senior. Scored 23 rushing touchdowns in 2009 while setting the Morgan Park career record for rushing touchdowns by a quarterback with 41. Also set the school record for rushing yards by a QB with 1,900 yards on 213 carries and 18 scores as a junior. Totaled 3,700 rushing yards on 360 carries in 22 games his final two seasons. In the air, completed 115-of-172 passes for 1,200 yards with four interceptions and 13 touchdown passes his senior season. In 2008, completed 214-of-300 passes for 1,400 yards and a 71.3 completion percentage with 16 scores. Caught 15 passes for 415 yards and four TDs as a senior to average 27 yards per catch. As a sophomore, caught 45 passes for 789 yards and 12 scores. Also returned four kickoffs for 78 yards. The Mustangs won conference championships each of his three seasons and were the city champions and state quarterfinalists his sophomore year. With Brown under center, Morgan Park posted a 9-3 record in 2009 and an 8-5 mark in 2008. Also an All-State hurdler who contended for the state championship in the 110 high hurdles.

Personal: Born Sept. 21, 1991 in Chicago, Ill. Son of Denise Colman and Ron Brown. Majoring in sociology.

D. Brown's Career Stats

Year	G/GS	Rec.	Yds.	Avg.	TD	Lg	Yds/G
2011	14/5	24	322	13.4	2	25	23.0
2012	14/6	17	156	9.2	2	25	11.1
Career	28/11	41	478	11.7	4	25	17.1

SINGLE GAME HIGHS

Catches: 5, at Central Michigan, 10-1-11

Receiving Yards: 63, at Central Michigan, 10-1-11

Touchdowns: 2, at Western Michigan, 10-27-12

Long Gain: 25, twice, last vs. Kent State (MAC Championship), 11-30-12





68 RON BROWN


OL ▶6-3 ▶377 ▶Fr.-RS ▶1Sq
Detroit, Mich. ▶Mumford

2012: Redshirted. Named the Offensive Scout Team Player of the Week following the Kansas (9-22) game.

High School: Named to the all-Detroit, all-Metro and all-state first teams in 2011 by *The Detroit News* and *Detroit Free Press*. Recorded 79 tackles and 4.5 sacks on defense as a senior. Earned first team Division I all-state honors after his junior

season. Also named first-team all-Detroit and all-Metro in 2010 by *The Detroit News* and *Detroit Free Press*. Helped MHS to a postseason appearance in 2010. Served as team captain in 2010 and 2011. Earned all-Detroit honors from *The Detroit News* and *Detroit Free Press* as a sophomore after starting nine games at left tackle. Posted 131 solo tackles and 7.5 sacks in three seasons. Rated as the 37th-best recruit in the state of Michigan by *The Detroit News*. Accomplished track & field athlete who finished second in the shot put at the Detroit city track meet, helping Mumford win their 10th-straight city championship. Also a nationally-ranked chess player. Named to MHS' Principal's List twice for maintaining a 4.0 GPA. Member of the National Honor Society.

Personal: Born Jan. 8, 1994, in Detroit, Mich. Son of Anthony and Ronnette Brown. Brother, Demarcus, plays football at Siena Heights University. Given name is Daron but will go by Ron at NIU.



78 RYAN BROWN

OL ▶6-6 ▶283 ▶Jr.-RS ▶2L
Elburn, Ill. ▶St. Charles North

2012: Started 10 games at right tackle and three games at left tackle for the Huskies. Redshirt sophomore helped NIU average 469.6 yards of total offense per game to rank 20th in the country and first in the MAC. Part of an offense that gained 400 or more yards in 12 of 14 games in 2012. Blocked for a Huskie offense that led the MAC and ranked 12th in the nation in rushing

offense with 238.2 yards per game. Part of a potent NIU attack that led the conference and ranked 13th nationally in scoring offense with 38.8 points per game. Played a role on a pass protection unit that allowed only 1.2 sacks per game, which ranked fourth in the MAC and 21st in the nation. Blocked for the conference's leading quarterback in rushing yards, passing efficiency, and total offense. Paved the way for Northern's season-high 622 yards of total offense against Central Michigan (9-29).

2011: Saw action in 11 games during the season, primarily on the PAT/FG unit. Also took snaps as a second team offensive tackle.

2010: Redshirted in his first season at NIU.

High School: Three-year varsity letterwinner and all-area first team selection at offensive tackle as a senior. Named second team all-conference as a senior and third team as a junior. Served as team captain as a senior. Helped lead St. Charles North to an 8-4 record his senior season after the North Stars went 6-4 his junior year. As a member of the varsity squad as a sophomore, helped his team post a 5-1 record in Upstate Eight Conference play en route to a 7-2 season record. Earned a Prairie State Achievement Award in spring 2010.

Personal: Born July 22, 1992 in Chicago, Ill. Son of Stacey and Kevin Brown. Business management major. Huskie Scholar carries a 3.13 GPA. His older brother, Patrick, was a four-year starter at the University of Central Florida and spent time on the practice squad with the Minnesota Vikings.



54 CAMERON CLINTON-EARL

DE ▶6-1 ▶244 ▶So.-RS ▶2Sq
Milwaukee, Wis. ▶Hamilton

2012: Injured and did not see action in any games.

2011: Redshirted as a freshman.

High School: A first team All-State defensive end following his senior campaign. Finished his high school career with 124 tackles, including 39 total and 24 solo as a senior. Earned first team all-conference and first team all-area honors following his senior season. Also a second team all-area choice by the *Milwaukee Journal-Sentinel* in 2010. Ranked as the No. 5 defensive end and No. 19 overall prospect in the state by the Wisconsin Sports Network. A first team all-area choice by *Lake Country Publications* as a junior. Also named second-team all-Waukesha County and first team all-conference by the *Waukesha Freeman* in 2009. Made 50 tackles, 31 solo, his junior season. Tallied 35 stops as a sophomore. His team posted a 7-3 record in his last two years. Hamilton went 9-4 and advanced to the sectional finals his sophomore year. Served as team captain as a senior. Took fourth place in the 110-meter hurdles at the state track meet as a junior and qualified for state in the shot put.

Personal: Born Sept. 26, 1992 in Milwaukee, Wis. Son of Christopher Clinton and Rosalyn Earl. The psychology major with a 3.53 GPA is a Victory Scholar. Admires former Huskie defensive end Jake Coffman.



61 AIDAN CONLON

OL ▶6-3 ▶287 ▶So.-RS ▶1L
Flossmoor, Ill. ▶Homewood-Flossmoor

2012: Started all 14 games at right guard for the Huskies in 2012. Named NIU Offensive Lineman of the Week following the Iowa (9-1) game. Helped NIU average 469.6 yards of total offense per game to rank 20th in the country and first in the MAC. Part of an offense that gained 400 or more yards in 12 of 14 games during the 2012 season. Blocked for a Huskie offense that led the

MAC and ranked 12th in the nation in rushing offense with 238.2 yards per game. Part of a potent NIU attack that led the conference and ranked 13th nationally in scoring offense with 38.8 points per game. Played a role on a pass protection unit that allowed only 1.2 sacks per game, which ranked fourth in the MAC and 21st in the nation. Member of a unit that blocked for the conference's leading quarterback in rushing yards, passing efficiency, and total offense. Paved the way for Northern's season-high 622 yards of total offense against Central Michigan (9-29).

2011: Redshirted. Named the Defensive Work Team Player of the Week following the Wisconsin (9-17) game.

High School: A second-team All-State offensive linemen while starting 13 games at offensive guard for Homewood-Flossmoor in 2010. Also named to first team all-area squad as a senior after helping lead the Vikings to the state semifinals and a 10-3 record. Two-time first-team All-Southwest Suburban Blue Conference player as a junior and senior. Won honors as top offensive lineman on his team. On defense, forced and recovered a fumble. Member of the HFHS Academic Honor Roll as a freshman.

Personal: Born Jan. 9, 1993 in Skokie, Ill. Son of John and Kathleen Conlon. Majoring in industrial management and technology. Admires Walter Payton.



48 RICKY CONNORS

FB ▶6-1 ▶246 ▶Jr.-RS ▶1L
Powder Springs, Ga. ▶Harrison

2012: Appeared in seven games for the Huskies in 2012. Made his first career start at Western Michigan (10-27-12). Member of an offensive unit that leads the MAC and ranked 12th in the nation in rushing. Took part in NIU's season-best 622 yards of total offense against Central Michigan (9-29). Assisted in the Huskie offense's highest point total of the season in NIU's 63-0

victory over UMass (11-3). Added to the PAT/FG unit late in the season.

2011: Did not see action in any games for the Huskies.

2010: Redshirted as a true freshman.

High School: Three-year varsity letterwinner played linebacker, defensive end and offensive line for the Hoyas. First-team All-Cobb County linebacker as a senior and made the second team all-county squad his junior year. Team captain as a senior. Named team MVP in two games and picked up Defensive Player of the Game honors twice his senior season. Recorded a team-leading 112 tackles, 58 solo, with three forced fumbles, two fumble recoveries and one interception as a senior. Broke up four passes and had eight tackles for loss. His junior year, led the county in tackles per game with 130 stops in 12 games, including 62 solo. Made seven tackles for loss, had one sack and one interception as a junior. Named the Cobb County Touchdown Club Defensive Player of the Week versus state finalist Peachtree Ridge his junior year. His high school team went 9-3 and were the conference runners-up in 2007 and 2008. Played in both the Cobb County Senior Bowl (linebacker) and in the Georgia North-South All-Star Football Classic (offensive line) following his senior season. Was Harrison's male recipient of the Vincent J. Dooley Award, Honoring Athletes and Role Models of Excellence. Graduated with honors and volunteered at a community special needs park. Also threw the shot put and discus for the track and field team.

Personal: Born Aug. 11, 1991 in Clearwater, Fla. Son of Gail and Rick Connors. Sociology major who is a Victory Scholar with a 3.82 GPA.



58 MIKE COTTON

LB ▶6-1 ▶224 ▶So. ▶1L
O'Fallon, Ill. ▶O'Fallon Township

2012: Saw action in nine games as a true freshman, finishing the season with four tackles. Played primarily on NIU's special teams units. Made a season-high two stops against Kansas (9-22). Recorded his first career tackle against UT-Martin (9-8). Also made a solo stop at Army (9-15).

High School: Earned first team all-state, *St. Louis Post-Dispatch* all-Metro and all-conference honors following his senior season at O'Fallon Township High School. Posted 81 tackles and seven sacks in 2011, helping the Panthers to a share of the Southwestern Conference Championship. Led the OTHS defense that only gave up 15.7 points per game in 2011 en route to an appearance in the Class 7A quarterfinals. Took all-state and first team all-conference honors following his junior season. Posted 91 tackles and 10 sacks for the Panthers. Helped O'Fallon to a conference championship in 2010.

Personal: Born Jan. 18, 1993. Son of Mike and Mary Cotton.

Cotton's Career Stats

Year	G/GS	Solo	Asst	Total	TFL-Yds	QS-Yds	FF/FR	Int/PBU
2012	9/0	2	2	4	0.0-0	0.0-0	0/0	0/0

SINGLE GAME HIGHS

Tackles: 2, vs. Kansas, 9-22-12



3 AKEEM DANIELS

RB ▶5-7 ▶184 ▶Sr. ▶3L
Kissimmee, Fla. ▶Osceola

2012: Dual threat for NIU out of the backfield tallied 447 yards on 68 carries and 259 yards on 20 receptions. Ranked fourth on the team in scoring with 11 touchdowns, nine rushing and two receiving. Rushed for a career-high 128 yards on 17 carries, also a career best, in the MAC Championship against Kent State (11-30).

Also led the Huskies in receiving with 67 yards, including a 43-yard reception, against the Golden Flashes to total 195 yards of total offense. Selected as co-NIU Offensive Player of the week for his effort at Eastern Michigan (11-23), where he rushed for 112 yards and four touchdowns on 12 carries. Combined for 240 yards and five touchdowns on 29 carries in consecutive weeks against EMU and KSU. Named co-NIU Offensive Player of the Week after rushing for 31 yards and a touchdown on eight carries and tallying 21 yards receiving on three catches against Toledo (11-14). Recorded a season-high 78 yards receiving on a career-best five catches at Ball State (10-6). Scored the go-ahead touchdown against the Cardinals and added 15 yards rushing on two carries. Rushed for 14 yards on three carries against Kansas (9-22), including a three-yard touchdown run. Scored on a one-yard touchdown run against Buffalo (10-13). Tallied 14 yards on four carries at Army (9-15). Rushed for 34 yards and a touchdown and had a 17-yard touchdown catch versus UMass (11-3).

2011: Ranked third on the team in rushing with 313 yards on 56 carries and was sixth in receiving with 252 yards on 15 receptions. Averaged 5.4 yards per carry and 16.8 yards per catch. His five touchdowns (two receiving, three rushing) ranked fifth on the team. Recorded five plays of 25 yards or longer, including three catches. Caught a 79-yard touchdown pass from Chandler Harnish at Bowling Green (11-8) to post NIU's longest play from scrimmage of the season. Added a two-yard touchdown run late in the second quarter against the Falcons. Totaled 63 all-purpose yards on four carries and two receptions at Toledo (11-1). Recovered a muffed punt on special teams at Buffalo (10-22). Scored two rushing touchdowns, including the go-ahead score early in the third quarter, against Western Michigan (10-15). Caught passes of 25 and 24 yards to set up NIU's first touchdown against the Broncos. Gained 58 yards on six carries versus Kent State (10-8) to garner the NIU Offensive Skill Player of the Week Award. Carried the ball eight times for 48 yards and caught one pass for 23 yards against Cal Poly (9-24). Earned co-Special Teams Player of the Week honors after tallying three tackles on kick and punt coverage units in the game. Led the team in rushing versus Wisconsin (9-17) with four carries for 23 yards. Caught three passes for 40 yards at Kansas (9-10), including a 31-yarder to set up the Huskies' second touchdown. Returned four kickoffs for 72 yards with a long of 28 yards against the Jayhawks. Caught a six-yard touchdown pass in the second quarter against Army (9-3).

2010: Appeared in 11 games, rushing for 87 yards and three scores on 10 carries out of the slot receiver position. Also caught two passes.

Played in the first two games of the season and made his first career reception versus North Dakota (9-11). Saw his next action versus Temple (10-9), when he made his lone start of the year and rushed three times for 13 yards. Scored his first TD on a nine-yard run versus the Owls. Carried the ball in each of the next three games before breaking out for 62 yards and two touchdowns on two carries, one for a season-long 50 yards, against Toledo (11-9). Scored on a 12-yard run to put the Huskies up 14-0 early in the second quarter while his 50-yard jaunt in the third quarter gave NIU a 42-16 lead. An early graduate from high school, he was on campus for NIU's 2010 spring drills.

High School: Recorded 12 rushing touchdowns and four scores on kick (three punt, one kickoff) returns at Osceola High while playing tailback, defensive back and returning kicks. In 12 games in 2009, gained 845 rushing yards on 122 carries to average 6.9 yards per carry. Defensively, totaled 35 tackles, 21 solo, intercepted three passes and broke up three as a senior. As a sophomore in 2007, made 55 tackles for 14-1 Osceola team that played in the state 5A title game. Intercepted one pass and broke up three that season. Played in just four games his junior year as team went 8-4.

Personal: Born July 22, 1991 in Jacksonville, Fla. Son of Willie and Sharon Daniels. Father Willie played football at Florida A&M University. Mother Sharon ran track at South Carolina. His older brother, Kiaree, played defensive back for the Huskies from 2008-2010. Admires Allen Iverson. Hobbies include drawing and music. Majoring in communication studies.

Daniels' Career Stats

RUSHING

Year	G/GS	No.	Yds.	Avg.	TD	Lg	Yds/G
2010	11/1	10	87	8.7	3	50	7.9
2011	14/2	56	303	5.4	3	25	21.6
2012	14/5	68	447	6.6	9	25	31.9
Career	39/8	134	837	6.2	15	50	21.4

RECEIVING

Year	G/GS	Rec.	Yds.	Avg.	TD	Lg	Yds/G
2010	11/1	2	-4	-2.0	0	0	-0.4
2011	14/2	15	252	16.8	2	79	18.0
2012	14/5	20	259	12.9	2	55	18.5
Career	39/8	37	507	13.7	4	79	13.0

KICKOFF RETURNS

Year	G/GS	No.	Yds.	Avg.	TD	Lg
2010	11/1	0	0	0.0	0	0
2011	14/2	4	72	18.0	0	28
2012	13/4	0	0	0.0	0	0
Career	38/7	4	72	18.0	0	28

SINGLE GAME HIGHS

Carries: 17, vs. Kent State (MAC Championship), 11-30-12
 Rushing Yards: 128, vs. Kent State (MAC Championship), 11-30-12
 Rushing Touchdowns: 4, at Eastern Michigan, 11-23-12
 Long Rush: 50, vs. Toledo, 11-9-10
 Catches: 5, at Ball State, 10-6-12
 Receiving Yards: 79, at Bowling Green, 11-8-11



1 DECHANE DURANTE

S ▶ 6-2 ▶ 196 ▶ Jr.-RS ▶ 2L
 Charlotte, N.C. ▶ Vance

2012: Made 38 stops, 22 solo, in nine games. Forced a team-high three fumbles. Made an acrobatic interception along the sidelines in the second quarter of the MAC Championship game against Kent State (11-30) to set up a Huskie touchdown. Recorded a career-high 10 tackles and two forced fumbles versus Iowa (9-1). Made eight tackles, including 1.5 for loss, from the safety position in win over UT Martin (9-8). Tallied five tackles, forced a fumble and recovered a fumble against Central Michigan (9-29). Made two tackles at Eastern Michigan (11-23). Recorded six tackles, including three solo stops, at Army (9-15). Missed five games during the regular season due to injury.

2011: Named to the Rivals.com MAC All-Freshman Team. Played in every game and started the last nine (all Huskie wins) at strong safety, and contributed on special teams. Ranked seventh on the team in tackles with 57, 34 solo. Tied for the team lead in interceptions with three; his 47 interception return yards led NIU. Broke up four passes and had four tackles for loss. Sealed NIU's GoDaddy.com Bowl victory with a 36-yard interception return for a touchdown against Arkansas State (1-8). Recorded an interception against Ohio (12-2) in the MAC Championship game and added four stops. Posted five tackles, including a half sack, versus Eastern Michigan (11-25). Made five tackles, one for loss, against Ball State (11-15). Tied his career-high with nine tackles, seven solo, at Toledo (11-1). Picked off his first career pass and made nine tackles with one for loss at Buffalo (10-22) to win the Defensive Skill Player of the Week Award. Registered six tackles, one for loss, and a pass breakup versus Western Michigan (10-15). Blocked a punt, broke up a pass and made three stops in his first career start versus Kent State (10-8).

2010: Redshirted his first season at NIU.

High School: All-area selection by the *Charlotte Observer* and *Daily Herald* (North Carolina) in 2009. First team I-Meck Conference choice as a senior. Two-time Defensive MVP of his high school team. Two-way player made 59 tackles, 34 solo, forced two fumbles and intercepted four with one returned for a score, as a senior. Caught 32 passes for 582 yards and seven touchdowns at wide receiver and returned 13 punts for 217 yards. Had a 99-yard touchdown catch, the longest in school history. His junior season, recorded 42 tackles, 27 solo, and intercepted four while catching 22 passes for 490 yards and five scores. Also returned eight kickoffs for 180 yards. Totaled 128 tackles and 11 interceptions on defense in three varsity seasons. Caught 66 career passes for 1,214 yards and 13 touchdowns. Team qualified for the playoffs his junior and senior years.

Personal: Born Jan. 11, 1992 in Charlotte, N.C. Son of Kimberly Tabor and Darren Durante. A general studies major.

Durante's Career Stats

Year	G/GS	Solo	Asst	Total	TFL-Yds	QS-Yds	FF/FR	Int/PBU
2011	14/9	34	23	57	4.0-11	0.5-6	0/0	3/4
2012	9/7	22	16	38	1.5-2	0.0-0	3/1	1/0
Career	23/16	56	39	95	5.5-13	0.5-6	3/1	4/4

SINGLE GAME HIGHS

Tackles: 10, vs. Iowa, 9-1-12
 Forced Fumbles: 2, vs. Iowa, 9-1-12
 Tackles for Loss: 1.5, vs. UT Martin, 9-8-12




19 JOHNNY EAGAN

QB ►6-0 ►200 ►Fr.-RS ►1Sq
Wautoma, Wis. ►Wautoma

2012: Redshirted as a true freshman. Earned the Special Teams Scout Team Player of the Week award following the Kansas (9-22), Ball State (10-6) and Toledo (11-14) games. Named the Offensive Scout Team Player of the Week after the Eastern Michigan (11-23) contest.

High School: A first team all-state selection and the South Central Conference Player of the Year in 2011 after leading Wautoma to an 8-3 record and the Division 4 playoffs. Recorded 3,194 yards of total offense (1,731 passing, 1,257 rushing, 206 receiving) as a senior while scoring 41 touchdowns (22,7,2). Earned 2010 South Central Conference Player of the Year honors after passing for 2,076 yards, rushing for 571, and scoring 36 TDs. Accounted for 7,186 yards of total offense and 91 touchdowns over his three-year varsity career. Ranked as the top quarterback in Wisconsin by the Wisconsin Sports Network. Named to ESPNHS' 2011 All-Wisconsin preseason team.

Personal: Born Oct. 5, 1993, in Neenah, Wis. Son of John and Tanya Eagan. Grandfather played football at Illinois and Ohio State. Plans to major in physical education. Enjoys fishing and hunting.



83 LUKE EAKES

TE ►6-3 ►250 ►Jr.-RS ►2L
St. Mary's, Kan. ►St. Mary's

2012: Caught eight passes for 268 yards in 13 appearances on the season, while starting 11 games. Each of his receptions went for at least 12 yards. Caught at least one pass in eight games. Averaged 33.5 yards per reception to lead the team. Had a season-long reception of 46 yards against Toledo (11-14) to set up a third quarter score. Caught a 45-yard pass against Buffalo (10-

13). Ran 32 yards on a fake punt against the Bulls. Hauled in a 43-yard reception versus Central Michigan (9-29). Posted a 38-yard catch on NIU's first play from scrimmage at Army (9-15) to set up the Huskies' first touchdown of the day. Caught a 34-yard pass at Ball State (10-6). Snagged his first reception of the season against UT-Martin (9-8) on a 32-yarder. Returned a squib kick 17 yards against the Skyhawks.

2011: Played in all 14 games and made four starts at tight end. Finished the year with six receptions for 49 yards and one touchdown. Hauled in one pass for 13 yards at Bowling Green (11-8) and earned the Offensive Lineman of the Week Award with his blocking from the tight end spot. Caught one pass each in the Kent State (10-8), Toledo (11-1) and Ball State (11-15) games. Made his first career start against Army (9-3) and scored his first career touchdown on a 13-yard grab.

2010: Redshirted as a true freshman. Named NIU's work team player of the week for the Iowa State (9-2) and Temple (10-9) games.

High School: Tight end, defensive end and linebacker at St. Marys High School who was a 14-letterwinner in high school in five sports. Earned letters in football (four), basketball (four), track and field (four), baseball (one) and wrestling (one). All-state in football as a senior and junior. Also a third-team all-state basketball player as a junior. Earned all-conference honors in football three times and in basketball as a junior. Captained the football, basketball and track and field teams his senior year. At tight end, caught 14 passes for 312 yards and five touchdowns and carried the ball six times for a 14.3-yard average. On defense, made 47 tackles with five pass break-ups, an interception and five quarterback sacks as a senior. His junior season, totaled 68 stops, forced two fumbles, broke up four passes, blocked a kick and tallied two sacks. Had a career high six sacks his sophomore year with 67 tackles. Career totals include 212 tackles. St. Marys finished 2009

as the sub-state runner-up with an 11-2 record, and went 9-4 as the sub-state runners-up his junior season. In four years, he played in 47 games as his St. Marys teams went 38-14. Played on the St. Marys team that won the state basketball title in 2009. Four-year member of the honor roll.

Personal: Born April 30, 1991 in Meade, Kan. Sociology major has a cumulative GPA of 3.12. Huskie Scholar.

Eakes' Career Stats

Year	G/GS	Rec.	Yds.	Avg.	TD	Lg	Yds/G
2011	14/4	6	49	8.2	1	13	3.5
2012	13/11	8	268	33.5	0	46	20.6
Career	27/15	14	317	22.6	1	46	11.7

SINGLE GAME HIGHS

Receptions: 1, eight times, last vs. Toledo, 11-14-12

Receiving Yards: 46, vs. Toledo, 11-14-12

Long Gain: 46, vs. Toledo, 11-13-12





2 SEAN EVANS
CB ▶5-10 ▶174 ▶Sr.-RS ▶2L
Fort Walton Beach, Fla. ▶Fort Walton Beach

2012: Appeared in 13 games and started four at cornerback. Made 24 stops and broke up seven passes. Member of the Huskies' defensive backfield rotation and played a prominent role on special teams. Had a season-high five tackles, including four solo stops, and two pass break ups against Kent State in the MAC Championship game (11-30). His seven pass

break ups ranked third on the team. Returned an interception 31 yards in the regular season finale at Eastern Michigan (11-23) to earn Defensive Skill Player of the Week honors. Recorded two tackles, including a sack and 1.5 tackles for loss, in the season opener against Iowa at Soldier Field (9-1).

2011: Saw action in every game on special teams and as a reserve defensive back. Finished with 24 tackles, 17 solo, and five pass breakups. Made four tackles and broke up two passes in the GoDaddy.com Bowl versus Arkansas State (1-8). Broke up a Hail Mary pass against Eastern Michigan (11-25) to clinch a Huskie victory. Made three tackles against Ball State (11-15) to earn the Defensive Skill Player of the Week Award. Registered four tackles and a pass breakup at Bowling Green (11-8). Posted four tackles and knocked down a pass against Western Michigan (10-15). Recorded a career-high six tackles at Kansas (9-10). Tallied two solo stops with a tackle for loss versus Army (9-3).

2010: Saw action versus Buffalo (10-16), Central Michigan (10-23) and Eastern Michigan (11-26). Named the Huskies' work team player of the week for the Illinois (9-18) game.

2009: Redshirted.

High School: A first team all-area and all-conference defensive back in 2008. Recorded 39 tackles, 29 solo. Added three pass break ups, two forced fumbles, one fumble recovery, and one blocked punt. Selected for the Pensacola Sports Association East-West Game in 2008. Helped his team to a 10-2 record, conference and district championships, and the region 4A title game. Also played receiver, totaling eight catches for 120 yards and a touchdown as a senior. As a junior, tallied 25 tackles, and added two pass deflections and an interception. Also forced and recovered one fumble.

Personal: Born July 26, 1991 in Fort Walton Beach, Fla. Son of Kristi and Maurice Evans. Majoring in political science/public law.

Evans' Career Stats

Year	G/GS	Solo	Asst	Total	TFL-Yds	QS-Yds	FF/FR	Int/PBU
2010	3/0	0	0	0	0.0-0	0-0	0/0	0/0
2011	13/0	17	7	24	1.0-1	0-0	0/0	0/5
2012	13/4	17	7	24	1.5-11	1.0-10	0/0	1/7
Career	28/3	29	14	43	2.5-12	1.0-12	0/0	1/12

SINGLE GAME HIGHS

Tackles: 6, at Kansas, 9-10-11

PBUs: 2, three times, last vs. Kent State (MAC Championship), 11-30-12

INTs: 1, at Eastern Michigan, 11-23-12



5 JHONY FAUSTIN
CB ▶5-8 ▶174 ▶Sr. ▶2L
Naples, Fla. ▶Lely/Ellsworth CC

2012: Saw action in 10 games for the Huskies, including one start at Army (9-15). Tallied 23 tackles, 16 solo stops. Recorded a season-high eight tackles at Western Michigan (10-27). Made three stops, all solo, in the season opener versus Iowa (9-1) and against Central Michigan (9-29). Forced a fumble and made two solo tackles against UT-Martin. Accounted for five stops

at Army (9-15). Recovered a fumble against Buffalo (10-13) on the game's final play to keep the Bulls out of the endzone. Came back from a serious spring injury that sidelined him for months.

2011: Played in every game with 10 starts at cornerback in his first season with NIU. Finished fifth on the team with 70 tackles and his 47 solo stops ranked third on the team. Picked off two passes, the second-highest total on the team. Intercepted a pass to set up an NIU touchdown against Arkansas State (1-8). Added seven solo tackles in the bowl win. Led NIU with a career-high nine tackles, six solo, and recorded his first career interception in the MAC Championship game versus Ohio (12-2). Contributed eight tackles versus Eastern Michigan (11-25). Led the NIU defense with seven tackles and a pass breakup at Bowling Green (11-8). Posted six tackles at Toledo (11-1) with a tackle for loss. Made his first career start at Buffalo (10-22) and finished with six tackles. Tallied eight stops and broke up a pass against Western Michigan (10-15). Recorded seven tackles against Cal Poly (9-24).

Junior College: Played one season at Ellsworth Community College in Iowa. Made 55 tackles, 35 solo, in 15 games for ECC. Broke up 14 passes, intercepted two and blocked a pair of kicks in 2010. Also forced a fumble for the 12-3 Panthers.

High School: *Naples Daily News* Defensive Player of the Year as a senior at Lely High School in 2009. Earned third team Class 3A All-State honors as selected by Florida sportswriters. First team All-Collier County selection. Three-time all-conference selection and was named all-area following his junior and senior years. Made 34 tackles, intercepted three passes and scored a pair of special teams touchdowns as a senior. Broke up seven passes and recovered two fumbles. Against rival Naples High, intercepted a pass, returned a blocked field goal to set up a score and had a 96-yard kickoff return. Also played basketball and ran track at Lely.

Personal: Born Oct. 22, 1991 in Haiti. Son of Fortilis Faustin. General studies major in the College of Liberal Arts & Sciences. Admires his older brother, Fortin Faustin.

Faustin's Career Stats

Year	G/GS	Solo	Asst	Total	TFL-Yds	QS-Yds	FF/FR	Int/PBU
2011	14/10	47	23	70	0-0	0-0	0/0	2/5
2012	10/1	16	7	23	0-0	0-0	1/1	0/0
Career	24/11	63	30	93	0-0	0-0	1/1	2/5

SINGLE GAME HIGHS

Tackles: 9, vs. Ohio, 12-2-11

INTs: 1, twice, last vs. Arkansas State (GoDaddy.com Bowl), 1-8-12



8 LADELL FLEMING

LB ►6-0 ►194 ►Fr.-RS ►1Sq
Chicago, Ill. ►Julian

2012: Redshirted. Earned the Defensive Scout Team Player of the Week honor after the Kansas (9-22) game. Named Special Teams Scout Player of the Week following the Army (9-15) contest.

High School: Led Julian High School with 115 tackles, seven sacks and two interceptions to earn all-conference honors. Earned first-team all-conference honors as a junior. Also a member of Julian's wrestling team, where he won the Chicago City Championship as a sophomore.

Personal: Born Feb. 1, 1994, in Chicago, Ill. Son of Benita McBride. Admires Ray Lewis and Clay Matthews.



44 PEREZ FORD

DE ►6-0 ►218 ►So. ►1L
Romeoville, Ill. ►Romeoville

2012: Recorded six tackles in 13 games as a true freshman. Got some reps as part of the rotation at defensive end. Posted two tackles, including one for a loss, against UT-Martin (9-8). Tallied one tackle each against Central Michigan (9-29), Buffalo (10-13), UMass (11-3) and Kent State (11-30).

High School: Rushed for 602 yards and six touchdowns as a senior to earn honorable mention all-conference honors. Tallied 36 tackles, two pass breakups and an interception return for a touchdown in 2011 as a team captain. Ranked as the 18th-best recruit in Illinois by ESPN. Won EdgyTim's Fastest Man Competition among Illinois running backs. Conference champion and state qualifier in the 100 and 200 meters.

Personal: Born Jan. 20, 1994, in Chicago, Ill. Son of Perez Ford and Janetta Johnson.



59 MICHAEL GEGNER

C ►6-3 ►283 ►Jr.-RS ►2L
Indianapolis, Ind. ►Warren Central

2012: Redshirt sophomore center appeared in eight games. Helped NIU average 469.6 yards of total offense per game to rank 20th in the country and first in the MAC. The Huskie offense gained 400 or more yards in 12 of 14 games in 2012. Blocked for a Huskie offense that led the MAC and ranked 12th in the nation in rushing offense with 238.2 yards per game. Part of a

potent NIU attack that led the conference and ranked 13th nationally in scoring offense with a staggering 38.8 points per game. Played a role on a pass protection unit that allowed only 1.2 sacks per game, which ranked fourth in the MAC and 21st in the nation. Did not play in the Iowa (9-1), Kansas (9-22), Ball State (10-6), Western Michigan (10-27) and Toledo (11-14) games.

2011: The Huskies' backup center. Saw action against Army (9-3), Kent State (10-8), Western Michigan (10-15), Bowling Green (11-8) and Arkansas State (1-8). Earned his first career snaps late in Huskie blowout victories.

2010: Redshirted as a true freshman.

High School: Named a first team All-State offensive lineman by Associated Press and the Indiana Football Coaches' Association as a senior. Helped lead Warren Central to a 13-2 record en route to the 2009 5A State Championship. Earned first team all-county honors and was a member of the *Indianapolis Star* Super Team. Runner-up

for the Offensive Line Mr. Football Award in Indiana. A first-team All-Metropolitan Interscholastic Conference selection at center. Team captain as a senior and three-year varsity starter. Selected as Most Valuable Offensive Lineman on the 2009 Warriors' team. Warren Central won the MIC title his sophomore year, earned the sectional crown and were regional runners-up his junior season with a 10-3 record, and won the sectional and regional titles in 2009. Made seven tackles on special teams as the long snapper. Followed 2009 Huskie senior offensive lineman Jason Onyebugu from Warren Central to NIU.

Personal: Born May 3, 1991 in Indianapolis, Ind. Son of Terry and Mike Gegner. Father played football for Butler. Majoring in industrial systems engineering. His 3.16 GPA earned him Huskie Scholar status.



81 CLAYTON GLASPER

WR ►6-4 ►202 ►Fr.-RS ►1Sq
Peoria, Ill. ►Richwoods

2012: Redshirted. Named Special Teams Scout Player of the Week following the Eastern Michigan (11-23) game.

High School: Earned all-state honorable mention honors from the *Champaign News-Gazette* as a senior at Richwoods High School. Garnered first team all-conference and first team all-area recognition with the Knights in 2011.

Recorded 22 receptions for 680 yards and nine touchdowns in 2011. Intercepted two passes on defense as a senior. Started all 14 games for RHS en route to a state runner-up finish in Class 6A. Helped the Knights win Mid-State 6 Conference championships in 2010 and 2011. Also a state-qualifier sprinter at Richwoods, where he holds varsity records in the 110 hurdles, 300 hurdles and 400 meters.

Personal: Born March 14, 1994, in Bloomington, Ill. Son of Clayton Glasper and Theo Hartzler. Enjoys volunteering and playing video games.



94 DONOVAN GORDON

DT ►6-0 ►275 ►Jr.-RS ►1L
Kansas City, Mo. ►Raytown South/Neb. Omaha

2012: Posted 21 tackles, one sack and 2.5 tackles for loss in 14 games for the Huskies. Made nine tackles in a four-game span from Sept. 15 to Oct. 6. Credited with a career-high four tackles, including his first career sack, against UMass (11-3). Registered three tackles, including a half tackle for loss, against Kansas (9-22). Tied a career high with four stops against Eastern Michigan (11-23).

Finished the year with three tackles against Florida State (1-1) in the Orange Bowl. Also recorded three stops at Army (9-15).

2011: Did not see any action in his first season with the program after transferring from Nebraska Omaha. Named the Offensive Work Team Player of the Week following the Western Michigan (10-15) game.

Previous School: Redshirted the 2010 season as a freshman at the University of Nebraska Omaha. Transferred to NIU after UNO dropped its football program.

High School: First team all-state as a senior at Raytown South. Lettered all four years in football and track and was a two-year letterman in wrestling. Led the defensive line in tackles his senior year. Was also an all-metro selection and a first team all-conference pick as a senior and a second team all-state pick as a junior. All-state selection in wrestling. All-conference and all-district as a thrower in track.

Personal: Born March 15, 1991 in Kansas City, Mo. Son of Willis and Monique Authorlee. Electrical and computer engineering major. Admires Warren Sapp and Dwight Freeney.

Gordon's Career Stats

Year	G/GS	Solo	Asst.	Tot.	TFL-Yds.	QS.-Yds.	FF/FR	Int/PBU
2012	14/0	11	10	21	2.5-6	1-5	0/0	0/0

SINGLE GAME HIGHS

Tackles: 4, twice, last at Eastern Michigan, 11-23-12
Sacks: 1, vs. Massachusetts, 11-3-12



12 DREW HARE

QB ►6-1 ►200 ►Fr.-RS ►1Sq
O'Fallon, Mo. ►Fort Zumwalt West

2012: Redshirted

High School: Named to the Missouri Sports Writers Association All-State and *St. Louis Post-Dispatch* All-Metro teams after accounting for 3,317 total yards of offense (2,677 passing, 640 rushing) and scoring 31 touchdowns in 2011. Earned Gateway Athletic Conference South Division Player of the Year and first team all-

conference honors as a senior after leading the Jaguars to conference and district championships, along with a quarterfinals appearance in the Missouri state playoffs. Completed 72.3 percent of his passes (198-of-274) in 2011 with 26 touchdown passes and eight interceptions. Named to the *St. Louis Post-Dispatch*'s Super 30 list of 2012 recruits as the No. 13 prospect. Named second team All-Metro by the *St. Louis Post-Dispatch* in 2010. Completed 65 percent of his passes (274-of-421) for 3,201 yards with 24 touchdowns and 11 interceptions, along with rushing for 1,071 yards and 12 scores, as a junior. One of 10 2011 Super Juniors by the *St. Louis Post-Dispatch*. Compiled a 19-6 record as starting quarterback for the Jaguars and holds the Missouri state record for career completion percentage (68 percent). Named to the academic all-conference teams following his junior and senior seasons. Rated as the 30th-best recruit in Missouri by ESPN.

Personal: Born Aug. 1, 1993, in Chapel Hill, N.C. Son of Andy and Kim Hare. Father played football at Minnesota. Wants to major in business administration. Enjoys volunteering. Admires Tom Brady. High school teammate of current Huskie Devonté Majors.



20 KEITH HARRIS, JR.

RB ►5-8 ►181 ►So. ►1L
Chicago, Ill. ►Leo

2012: Ranked fourth on the team in rushing with 238 yards on 55 carries as a true freshmen. Appeared in nine games. Scored his first career touchdown on a seven-yard run against Iowa (9-1) in the season opener at Soldier Field. Rushed for 25 yards and a season-high two touchdowns on 13 carries against UMass (11-3). Rushed for a season-high 66 yards and a touchdown on six

carries versus Central Michigan (9-29), including a season-long 53-yard run. Tallied 46 yards on five carries at Ball State (10-6). Missed the Army (9-15), Toledo (11-14), Eastern Michigan (11-23), Kent State (11-30) and Florida State (1-1) games.

High School: Named to the all-state, academic all-state and all-conference teams as a senior at Leo Catholic High School. Named the Chicago Catholic Conference's offensive MVP after rushing for 1,774 yards and 15 touchdowns in 2011. Averaged 173 rushing yards per game as a senior, helping the Lions tie for the Red Division championship and reach the state playoffs for a second consecutive season. Gained 1,137 rushing yards and 623 receiving as a junior en route to earning first-team all-conference and academic all-state

honors. Ran for 4,356 yards and 57 touchdowns in three seasons at Leo. Member of the state championship track & field team in 2011 and earned all-state honors in the 4x200 relay as a junior. Also was a member of Leo's chess team.

Personal: Born Oct. 31, 1993, in Chicago, Ill. Son of Keith, Sr., and Lisa Harris. Plans to major in accountancy. Enjoys running and playing chess.

Harris' Career Stats

Year	G/GS	No.	Yds.	Avg.	TD	Lg	Yds/Gm
2012	9/2	55	226	4.1	4	53	25.1

SINGLE GAME HIGHS

Carries: 13, vs. UMass, 11-3-12
Rushing Yards: 66, vs. Central Michigan, 9-29-12
Longest Gain: 53, vs. Central Michigan, 9-29-12
Touchdowns: 2, vs. Massachusetts, 11-3-12



17 MARCKIE HAYES

CB ►5-8 ►176 ►Jr.-RS ►2L
Sycamore, Ill. ►Sycamore

2012: Totaled 17 tackles in 13 games. Recorded nine of his 17 tackles on the year in the month of October. Saw most of his snaps on special teams. Posted at least one stop in seven consecutive games beginning with Ball State (10-6). Made at least one tackle in nine games. Tied a career-high with four tackles against Buffalo (10-6). Finished the regular season with three tackles at

Eastern Michigan (11-23). Named NIU's co-Special Teams Player of the Week following the Ball State (10-6) game, where he notched two solo tackles. Also registered two stops at Akron (10-20) and against UMass (11-3).

2011: Saw action in all 14 games, playing primarily on the Huskies' kickoff coverage and kick return units. Tallied 14 tackles on special teams. Made a career-high four stops against Army (9-3). Posted three other multi-tackle games during the season with two stops in the Western Michigan (10-15), Toledo (11-1) and Ball State (11-15) contests. Forced a fumble on a kickoff return against Ball State. Added solo tackles against Kansas (9-10), Buffalo (10-22) and Eastern Michigan (11-25).

2010: Redshirted his true freshman season at NIU. Selected as one of the Huskies' work team players of the week versus Buffalo (10-16) and Ball State (11-20).

High School: A 2009 first team Illinois High School Football Coaches Association 5A All-State and *Chicago Tribune* All-State special mention honoree. The 2009 *Daily Chronicle* Player of the Year and Walter Payton Roundhouse Conference Player of the Year. Named Western Sun Conference Offensive Most Valuable Player and Sycamore MVP as a senior. A three-year all-conference honoree in the Western Sun Conference at three positions; defensive back, kick returner and running back. Second-leading rusher in Sycamore history. Rushed for 1,792 yards and 17 touchdowns during the 2009 campaign. Totaled 136 yards on 19 carries with two scores in the state quarterfinal game. Carried the ball 22 times and gained 174 yards in Sycamore's playoff win over Kaneland. Led the Spartans to the state quarterfinals for the first time since 1978. Named to the Academic All-State team and qualified for membership in the National Honor Society.


Personal: Born Sept. 14, 1991 in Deerfield, Ill. Son of Peggy and Marcus Hayes. Father played football at Trinity College. An industrial and systems engineering major. Huskie Scholar with a 3.49 cumulative GPA.

Hayes' Career Stats

Year	G/GS	Solo	Asst	Total	TFL-Yds	QS-Yds	FF/FR	Int/PBU
2011	14/0	7	7	14	0-0.0	0-0.0	1/0	0/0
2012	13/0	14	3	17	0-0.0	0-0.0	0/0	0/0
Career	27/0	21	10	31	0-0.0	0-0.0	1/0	0/0

SINGLE GAME HIGHS:

Tackles: 4, twice, last vs. Buffalo, 10-13-12



41 CODY HAZELETT

LB ▶6-2 ▶198 ▶Fr.-RS ▶1Sq
Inver Grove Heights, Minn. ▶Simley

2012: Redshirted as a true freshman. Earned Defensive Scout Team Player of the Week honors following the Iowa (9-1), Army (9-15), Ball State (10-6) and Eastern Michigan (11-23) games. Named Special Teams Scout Team Player of the Week for the UT Martin (9-8) week.

High School: Garnered all-state, all-conference and academic all-conference honors in 2011 after recording 86 tackles – including 14 for loss – four sacks and four forced fumbles for Simley High School. Named the team's MVP following his senior year. Earned all-conference recognition after registering 58 tackles as a junior. Three-year starter who served as the team captain during his senior season. Wrestled for Simley's nationally-ranked wrestling team, finishing 2011 with a 26-19 record and 11 pins.

Personal: Born Sept. 2, 1993, in Edina, Minn. Son of Brad and Ericka Hazelett. Plans to major in business administration. Enjoys snowboarding, paintballing, tubing, fishing and hunting.



57 CORNELIUS HENRY


DT ▶6-0 ▶250 ▶Jr.-RS ▶1Sq
Chicago, Ill. ▶Fenger Academy

2012: Did not see any game action.

High School: Earned first team all-state and all-conference honors at linebacker following his senior season at Fenger High School. Recorded 33 tackles, six sacks and three interceptions during the 2009 season. Helped the Titans to a conference title as a sophomore with 20 tackles

and two sacks. Also played basketball.

Personal: Born Sept. 22, 1990 in Chicago, Ill. Son of Curtis Taylor and Brenda Houston. Plans to major in communications.



74 LINCOLN HOWARD

OL ▶6-5 ▶285 ▶Fr.-RS ▶1Sq
Osceola, Wis. ▶Osceola

Moved to offensive line in Spring 2013.

2012: Redshirted as a true freshman while playing tight end.

High School: Three-year starter and two-year team captain who earned all-conference honorable mention honors following his junior season. Was the OHS basketball team's leading rebounder as a senior. Honorable mention all-conference selection in hoops. Also competed for the track & field team as a thrower.

Personal: Born April 9, 1994, in Toledo, Ohio. Son of Willie and Debbie Howard. Enjoys singing, hunting, fishing and dancing.



62 PATRICK HUSAIN

OL ▶6-7 ▶309 ▶Jr.-RS ▶1Sq
Evanston, Ill. ▶Evanston Twp./Tulane

2012: Redshirted per NCAA transfer rules.

Previous School: Played in 24 games with four starts over two seasons at Tulane. Earned three starts at left tackle as a sophomore with starts against Southeastern Louisiana (9-3), Tulsa (9-10) and Memphis (10-22). Started the Southern Miss (10-6) game at right tackle as a true freshman.

Played primarily on the FG/PAT unit for the Green Wave.

High School: Two-year letterman at Evanston Township. Ranked as the No. 141 offensive tackle in the nation by Scout.com and was the No. 186 offensive tackle according to ESPN. Earned first-team All-Central Suburban-South Conference and all-area honors, along with academic all-state recognition, as a senior. Also lettered four years in basketball and was voted team captain as a senior. Member of the National Honor Society and Honor Roll.

Personal: Born Nov. 15, 1991 in Chicago, Ill. Son of David and Jeanne Husain. Majoring in business.



96 MICHAEL IPPOLITO

DE ▶6-3 ▶259 ▶Fr.-RS ▶1Sq
Naperville, Ill. ▶Neuqua Valley

2012: Redshirted as a true freshman.

High School: Three-time Upstate Eight all-conference selection at Neuqua Valley High School. Recorded 65 tackles with 10 tackles for loss, six sacks, eight pass breakups, two fumble recoveries and a blocked kick as a senior. Earned all-state honorable mention, *Daily Herald* all-area and *Naperville Sun* all-city team honors following the 2011 season. Named first team all-area by the *Daily Herald* and to the *Naperville Sun*'s all-city team in 2010. Registered 75 tackles, including 16 for loss, and had 10 sacks as a junior with the Wildcats. Garnered All-Upstate Eight honors after recording 30 tackles, seven sacks for loss and eight sacks in 2009. Tallied 170 tackles, 33 tackles for loss and 24 sacks in three varsity seasons. Ranks in the top five in seven statistical categories in NVHS history, including first in sacks and quarterback hurries. Third-ranked defensive end and 29th-best prospect in Illinois by EdgyTim.com. Ranked as the 34th-best prospect in the Land of Lincoln by ESPN.

Personal: Born Nov. 17, 1993. Son of Joseph and Kathryn Ippolito. Intends to major in business administration.



16 CHARLES IVORY

CB ▶6-0 ▶161 ▶Fr.-RS ▶1Sq
Vero Beach, Fla. ▶Vero Beach

2012: Redshirted as a true freshman.

High School: Earned all-area honors after the 2011 season at Vero Beach High School. Served as defensive team captain during his senior year. Recorded 72 tackles, eight pass breakups and three interceptions as a senior. Helped lead the Indians to the Florida Class 8A playoffs in 2011. Named to the *Orlando Sentinel*'s Mideast Florida Super 60 list, coming in at No. 25. Helped lead the Indians to the Florida Class 6A playoffs in 2010. Member of VBHS' track & field team, where he competed in the triple jump, long jump and high jump.

Personal: Born April 13, 1994, in Vero Beach, Fla. Son of Charles Ivory, Jr. and Ann Thomas. Wants to major in engineering.

MEET THE HUSKIES



92 MARIO JONES

DT ▶6-0 ▶275 ▶Fr.-RS ▶1Sq
Chicago, Ill. ▶Hubbard

2012: Redshirted as a true freshman. Earned Defensive Scout Team Player of the Week honors against UT Martin (9-8).

High School: Garnered honorable mention all-state honors following his senior season. Posted 55 tackles and four sacks in 2011 to earn all-conference, all-city and special mention all-area

honors. Helped lead the Greyhounds to the Class 6A quarterfinals. Ranked No. 28 in the Rivals.com Illinois Postseason Top 30. Named to the all-conference and all-city teams after registering 40 tackles as a junior. Invited to the U.S. Army All-American Bowl Combine in San Antonio, Texas in 2010. Named to the ESPNChicago.com Defensive Player of the Year Watchlist before his senior year. Ranked as the 40th-best prospect in Illinois by ESPN.

Personal: Born June 26, 1993, in Chicago, Ill. Son of Sheila Jones. Plans to major in psychology. Admires Ray Lewis and James Harrison.



79 MATT KREMPEL

OL ▶6-5 ▶307 ▶Sr.-RS ▶3L
Columbus, Ind. ▶Columbus North

2012: Appeared in all 14 games and started the last four games of the year at right tackle. NIU averaged a league-leading 485.8 yards of total offense to rank 15th in the country. The Huskie offensive unit tallied at least 500 yards of offense in seven games, including a season-high 622 yards against Central Michigan (9-29). Member of a unit that has allowed only 1.2 sacks per

game which ranked fourth in the MAC and is 21st in the nation. Part of a potent NIU attack that led the conference and ranks ninth nationally in scoring offense with 40.8 points per game.

2011: Saw action in NIU's final 10 games of the season. Played primarily on special teams with limited time as a backup offensive tackle.

2010: Saw action in the Huskies' first eight games of the season as a member of the PAT/Field Goal unit.

2009: Redshirted

High School: Earned first team all-state, all-area and all-conference recognition as a senior. Garnered honorable mention Junior All-State accolades and was named all-area as a junior. Voted Most Valuable Offensive Lineman for the Bulldogs. Received Academic All-State honors as a senior. Team posted a 12-2 record his junior year after winning nine games his sophomore season. Earned three varsity letters for football. Was a regional qualifier in shotput and discus as a junior.

Personal: Born December 14, 1990. Son of Louis and Martha Krempel. Victor E. Scholar holds a 3.649 GPA. Majoring in health sciences. Father lettered in both football and track at Davidson College, where he earned offensive MVP honors. Enjoys fishing and watertubing. Admires Peyton Manning. Aspires to become a physical therapist.



9 RASHEEN LEMON

LB ▶6-0 ▶206 ▶So.-RS ▶1L
Chicago, Ill. ▶Proviso East

2012: Saw action in all 14 games on special teams and as a reserve linebacker. Recorded 12 tackles. Posted a season-high three tackles against Buffalo (10-13). Recovered a fumble at Akron (10-20) on a kickoff to set up NIU's first touchdown of the game. Registered two tackles each against Iowa (9-1) and UMass (11-3). Made at least one stop in eight games.

2011: Redshirted as a true freshman. Earned Offensive Work Team Player of the Week honors against Buffalo (10-22).

High School: Named second team All-West Suburban Conference second team as a senior. Part of the Proviso West teams that advanced to the playoffs for the first time in school history in 2009. The Panthers made a return trip to the playoffs his senior season. A three-sport athlete. Also qualified for state in the 100 meters for the track & field team in 2009. Placed fifth at the IHSA Class 3A Wrestling Tournament at 189 pounds as a junior and was Proviso West's top wrestler on the year. Compiled a 38-6 record on the mat as a junior.

Personal: Born Aug. 10, 1992 in Chicago, Illinois. Son of Rodney Lemon and Kimberly Steele. A physical education major. Admires Ray Lewis.

Lemon's Career Stats

Year	G/GS	Solo	Asst	Total	TFL-Yds	QS-Yds	FF/FR	Int/PBU
2012	14/0	7	5	12	0-0.0	0-0.0	0/1	0/0

SINGLE GAME HIGHS

Tackles: 3, vs. Buffalo, 10-13-12



10 TOMMYLEE LEWIS

WR ▶5-7 ▶155 ▶Jr. ▶2L
Riviera Beach, Fla. ▶W.T. Dwyer

Ranks fourth in the NIU record books with 54 career kickoff returns for 1,344 yards.

2012: Second on the team in receiving with 48 catches for 539 yards and five TDs and was second in all-purpose yards with 1,318. Ranked fourth in the MAC and 35th in the nation with 24.5 yards per kickoff return. Accounted for 111 yards on 19 rushes. Returned five punts for

79 yards and 24 kickoffs for 589 yards (24.5 avg.). Earned MAC West Specialist of the Week honors after scoring on a 93-yard kickoff return at Eastern Michigan (11-23) for his third career KOR touchdown. Paced the Huskies with five receptions for 61 yards against Florida State (1-1) in the Orange Bowl. Grabbed a 25-yard pass in the first quarter against the Seminoles. Caught six passes for a career-high 86 yards vs. Massachusetts (11-3). Accounted for a season-high 175 all-purpose yards at Western Michigan (10-27), tallying 44 yards receiving, four yards rushing, 52 punt return yards and 75 kickoff return yards. Caught a career-high two touchdown passes against the Broncos. Tied his career high with six catches for 65 yards versus Toledo (11-14). Recorded 42 yards receiving and one touchdown on three catches against Buffalo (10-13). Scored two TDs at Army (9-15), one rushing and one on a career-long 69-yard grab. Returned five kickoffs for 112 yards at Ball State (10-6).

2011: Saw action in the last 11 games of the season after making his collegiate debut versus Cal Poly (9-24). Earned the Freshman Offensive Player of the Year award from the coaching staff. Led NIU with 30 kickoff returns for 755 yards – a 25.2-yard average – and two touchdowns. Tied the NIU record for most kickoff return touchdowns

MEET THE HUSKIES

in a season and a career. Totaled 829 all-purpose yards to rank third on the team. Added 74 rushing yards on eight carries with a touchdown. Averaged 9.2 yards per rush. Finished the season with eight returns of 25 yards or longer. Ranked fourth in the conference and 34th in the country in kickoff returns. Finished the season as one of nine players in the Football Bowl Subdivision and one of three freshmen to return two or more kickoffs for a touchdown. The lone FBS player to return two kickoffs for touchdowns in the same game during the season. Returned two kickoffs for touchdowns at Toledo (11-1), tying the record for longest touchdown play in NIU history to earn MAC West Specialist of the Week and NIU Special Teams Player of the Week honors. The 100-yard touchdown set the school mark for longest kickoff return. His 95-yard return on the next kickoff tied for ninth-longest play and fifth-longest kickoff return in NIU history. Became one of 13 players in FBS history and the first Huskie to return two kickoffs for a touchdown in the same game. Had three kickoff returns of 29 yards or longer against Ball State (11-15). Scored his first career touchdown against Cal Poly (9-24) on a nine-yard end-around. Rushed for a career-high 35 yards on two carries against Ball State (11-15). Had a 20-yard rush against Eastern Michigan to kickstart NIU's first scoring drive. Posted his third-longest kick return of the season against Central Michigan (10-1) with a 36-yard scamper.

High School: Finished his senior season as the area's fifth-leading receiver with 595 yards on 31 catches and seven touchdowns. Helped Dwyer to a 12-2 record and a spot in the 2010 Class 4A semifinals. Competed in the Palm Beach County/Treasure Coast All-Star Football Game. Also participated in the Lytal Reiter Smith Ivey and Fronrath Trail Attorneys High School Football All-Star Game. Made ESPN SportsCenter's Top 10 plays with a controversial late-game grab that was ruled incomplete against Glenville (Ohio) in the 2010 Kirk Herbstreit National Kickoff Classic. Transferred to Dwyer for his senior season after previously playing at Palm Beach Lakes High School, where he tallied 36 yards on five receptions in 2009.

Personal: Born Oct. 24, 1992 in West Palm Beach, Fla.. Son of Emma Garcia. Admires Dexter McCluster.

Lewis' Career Stats

RECEIVING

Year	G/GS	Rec.	Yds.	Avg.	TD	Lg	Yds/G
2012	14/2	48	539	11.2	5	69	38.5

RUSHING

Year	G/GS	No.	Yds.	Avg.	TD	Lg	Yds/G
2011	11/1	8	74	9.2	1	20	6.7
2012	14/2	19	111	5.8	1	21	7.9
Career	25/3	27	185	7.1	2	21	7.6

KICKOFF RETURNS

Year	G/GS	No.	Yds.	Avg.	TD	Lg
2011	11/1	30	755	25.2	2	100
2012	14/2	24	589	24.5	1	93
Career	25/3	54	1,344	24.9	3	100

PUNT RETURNS

Year	G/GS	No.	Yds.	Avg.	TD	Lg
2012	14/2	5	79	15.8	0	44

SINGLE GAME HIGHS

Receiving Yards: 86, vs. Massachusetts, 11-3-12
 Receptions: 6, twice, last vs. Toledo, 11-14-12
 Rushing Yards: 35, vs. Ball State, 11-15-11
 Touchdowns: 2, twice, last at Western Michigan, 10-27-12
 Long Rush: 21, at Army, 9-15-12
 Long Kickoff Return: 100, at Toledo, 11-1-11
 Kickoff Return TDs: 2, at Toledo, 11-1-11



29 PARIS LOGAN

CB ► 5-9 ► 179 ► So.-RS ► 1L
 Columbia, Mo. ► Rock Bridge

2012: Saw action in 13 games during the year. Finished the year with nine tackles, five solo, while playing primarily on special teams. Recorded a career-high two tackles against UT-Martin (9-8). Tied his career best with a pair of solo tackles at Eastern Michigan (11-23). Recovered an onside kick against Florida State (1-1) in the Orange Bowl. Made one stop each against Buffalo (10-13), Western Michigan (10-27) and Kent State (11-30).

2011: Redshirted. Earned Defensive Work Team Player of the Week honors against Cal Poly (9-24), Kent State (10-8) and Eastern Michigan (11-25).

High School: Selected to Central Missouri's Class 6A all-district team. Member of the *Columbia Tribune* All-Area team in 2010. Tallied six interceptions in his final two seasons. Emerged as the Bruins shutdown corner. Team leader in interceptions with a career-high five, returning one for a touchdown in 2010. Recorded 74 stops, 37 solo, during his senior campaign.

Personal: Born Feb. 7, 1992 in Columbia, Mo. Son of Rebecca Dennis. Industrial management and technology major.

Logan's Career Stats

Year	G/GS	Solo	Asst	Total	TFL-Yds	QS-Yds	FF/FR	Int/PBU
2012	13/0	5	4	9	0-0.0	0-0.0	0/0	0/0

SINGLE GAME HIGHS

Tackles: 2, twice, last at Eastern Michigan, 11-23-12





75 TYLER LOOS

OL ▶6-6 ▶282 ▶Jr.-RS ▶1L
Sterling, Ill. ▶Sterling

2012: Started all 11 games in which he played at left tackle for the Huskies in 2012. Suffered a broken leg late in the Toledo (11-14) game and missed the last three games of the season. Earned second team All-MAC honors from the league's coaches. Also garnered first team all-conference and all-sophomore team honorable mention accolades from CollegeFootballNews.

com. Named NIU Offensive Lineman of the Week following the UT Martin (9-8) and Kansas (9-22) games. Anchored an NIU offensive attack from the left tackle spot that averaged 469.6 yards of total offense per game this season, ranking 20th in the country and first in the MAC. Part of an offense that gained 400 or more yards in 12 of 14 games during the 2012 season. Blocked for a Huskie offense that led the MAC and ranked 12th in the nation in rushing offense with 238.2 yards per game. Part of a potent NIU attack that led the conference and ranked 13th nationally in scoring offense with a staggering 38.8 points per game. NIU's pass protection unit that allowed only 1.2 sacks per game, which ranked fourth in the MAC and 21st in the nation. Key member of a unit that blocked for the conference's leading quarterback in rushing yards, passing efficiency, and total offense. Paved the way for Northern's season-high 622 yards of total offense against Central Michigan (9-29). Allowed NIU's offense to pile up 73 plays of 25 yards or longer.

2011: Missed entire season due to a knee injury.

2010: Traveled to several games early in the season, but did not see any game action and redshirted as a true freshman.

High School: First team Class 5A All-State selection by the IHSFCA in 2008 and 2009. Also a *Chicago Tribune* Special Mention All-State choice as a junior and senior. Earned first team all-area honors from the *Sauk Valley News* and *Quad City Times* in each of his last two seasons and was a second team selection by the Times his sophomore year. On the *Champaign News-Gazette* Special Mention Top 100 list each of his last two seasons. Unanimous first team All-NCIC Reagan Conference in 2008 and 2009 and a second team selection his sophomore season. Two-time first team academic all-conference choice and earned first team Academic All-State honors from the IHSFCA as a senior. Team advanced to the IHSA Playoffs each of his three seasons while posting a 23-9 cumulative record, including a 9-2 mark in 2008 and an 8-3 record his senior year. Invited to play in the ICA East-West Shrine Game. Placed 10th at the IHSA State Track Meet in the discus with a throw of 151-3 after winning the sectional title in the event. Has thrown the shot put 50-2.

Personal: Born July, 24, 1992 in Minneapolis, Minn. Son of Sherri and Breck Loos. Father played football and ran track at UW-Stevens Point, while mother played volleyball at UW-Stevens Point. Sister, Shanna plays volleyball and runs track at North Central and Kaitlin plays volleyball and runs track at Olivet Nazarene. A finance major.



80 DEVONTE' MAJORS

WR ▶6-1 ▶237 ▶So.-RS ▶2Sq
O'Fallon, Mo. ▶Fort Zumwalt West

2012: Saw game action against Buffalo (10-13) and UMass (11-3).

2011: Redshirted.

High School: Named to the Missouri Football Coaches Association All-State Class 6A First Team as a wide receiver his junior year and again as a tight end his senior year. Also named to the

Missouri Football Press Association All-State Class 6A First Team both seasons. Four-time varsity letterwinner playing wide receiver until his senior season when he moved to tight end. Finished senior season as Fort Zumwalt West's career receptions leader with 153 catches and also added 1,953 yards and 19 touchdowns. In his senior year, helped lead the Jaguars to the most wins in school history while catching 59 passes for 717 yards (12.1 average) with six touchdowns. Returned 14 kickoffs for 226 yards. Team won the 2010 District title, compiled the most wins in school history with a 10-3 record and advanced to the state semifinals. First-team all-conference choice following both his junior and senior years and was a second-team selection as a sophomore. Made 55 catches for 724 yards and four scores as a junior and compiled 36 grabs for 484 yards and six TDs his sophomore year. Made the honor roll all four years and was an Academic All-Conference selection in Fall of 2009 and 2010. Also played basketball.

Personal: Born Feb. 5, 1993 in Hampton, Va. Son of Michael and Sheila Majors. A business administration major. Admires Michael Jordan.



37 DESROY MAXWELL

TE ▶6-2 ▶245 ▶So. ▶1L
Evanston, Ill. ▶Amundsen

2012: Appeared in 12 games at tight end for the Huskies, with two starts as a true freshman. Primarily used as a blocker. Ran 35 yards on a fake punt in the Orange Bowl against Florida State (1-1). Contributed to a Huskie offense that lead the MAC and ranked 12th in the nation in rushing offense with 238.2 yards per game. Part of a potent NIU attack that led the conference


and ranked 13th nationally in scoring offense, averaging 38.6 points per game. Helped NIU average 469.6 yards of total offense per game this season, ranking 20th in the country and first in the MAC.

High School: Earned all-conference and all-city honors following his senior season. Recorded 59 receptions for 1,289 yards for the Vikings in 2011. Caught 50 passes for 793 yards as a junior and snagged 32 receptions for 438 yards his sophomore year. Tallied 160 receptions for 2,720 yards and 31 touchdowns in three seasons at AHS. Ranked as the 35th-best prospect in Illinois by ESPN.

Personal: Born May 30, 1993 in Jamaica. Son of Radcliff Maxwell and Nadine Wilson. Enjoys movies, video games and relaxing. Admires Randy Moss.

Maxwell's Career Stats

RUSHING							
Year	G/GS	No.	Yds.	Avg.	TD	Lg	Yds/G
2012	12/2	1	35	35.0	0	35	3.2



84 BRIAN MAYER

LS ►6-2 ►205 ►Jr.-RS ►2L
Orland Park, Ill. ►Carl Sandburg

2012: Played in each of NIU's 14 games as the long snapper. Successfully snapped for all 46 NIU punts, 18 field goals and 67 PATs.

2011: Saw action in all 14 games of the season as the team's long snapper. Snapped on all 62 Huskie punt attempts, 28 field goals and 66 PAT attempts for 156 total.

2010: Redshirted his first season with the Huskies.

High School: Played tight end and long snapper for Carl Sandburg High School, participating in 21 games over his final two seasons. Recorded 10 catches for 120 yards and one touchdown, and made 27 tackles during his senior season while playing in 11 games. Helped the team go 6-3 during the regular season and advance to the second round of the playoffs his senior season. As a junior, the team went 7-2 and advanced to the playoffs. Made 10 tackles his junior season and caught a pass his sophomore year.

Personal: Born April 30, 1992 in Palos Heights, Ill. Son of Cindy and Tom Mayer. Majoring in sociology.



45 BOOMER MAYS

LB ►6-0 ►230 ►So.-RS ►1L
Lawrence, Kan. ►Eudora

2012: Saw action in 13 games and started four contests. Finished the season with 31 tackles, five for loss. Notched 14 tackles in a three-game span from Sept. 15 through Sept. 29. Finished the season with at least one tackle in six of the final seven games. Tallied a career-high seven stops, including a career-high two tackles for loss, in his first career start at Army (9-15).

Recorded four tackles, all solo, and a tackle for loss against Kansas (9-22). Made three tackles against Central Michigan (9-29). Accounted for four tackles at Western Michigan (10-27) and against UMass (11-3). Added a tackle for loss versus the Minutemen. Made six tackles in the regular season finale at Eastern Michigan (11-23). Missed the MAC Championship against Kent State (11-30) due to injury.

2011: Redshirted.

High School: As a senior, named the Max Emfinger All-American Bowl Defensive MVP after making 13 tackles in the game. First team All-State selection at linebacker as a senior. Named to all-area and all-conference teams following his junior and senior years. Four-year varsity letterwinner and served as a team captain his final two seasons. Finished as the school's career leader in tackles with 404. Ran for 724 yards and 12 touchdowns on 113 carries as a fullback his senior season. Also accumulated 110 tackles, caused four fumbles, recovered two and had a sack during the 2010 campaign. Set school record for tackles in a season with 160 as a junior. Racked up 684 yards and 10 touchdowns on 113 carries in 2009 on his way to honorable mention Class 4A All-State honors at linebacker. Totaled 46 tackles and an interception in just five games as a sophomore after suffering a broken wrist. Still earned all area honors as a long snapper. Team advanced to the playoffs three times during his career, including a trip to the semifinals his junior year when the Cardinals finished 9-3 and won the district. Eudora posted a winning record each of his four seasons. Also participated in wrestling and baseball. Named to the school's honor roll in 2007, 2008 and 2009.

Personal: Born July 14, 1993 in Clinton, Mo. Son of Byron and Rita Mays. Father, Byron, was a defensive tackle at the University of Kansas and Central Missouri State.

Mays' Career Stats

Year	G/GS	Solo	Asst	Total	TFL-Yds	QS-Yds	FF/FR	Int/PBU
2012	13/4	18	13	31	5.0-7	0-0	0/0	0/0

SINGLE GAME HIGHS

Tackles: 7, at Army, 9-15-12

TFL: 2, at Army, 9-15-12



9 MATT McINTOSH

QB ►6-1 ►197 ►So.-RS ►1L
Evansville, Ind. ►Reitz

2012: NIU's backup quarterback appeared in seven games as a redshirt freshman. Completed seven of his 13 pass attempts for 57 yards and a score. Finished fifth on the team in rushing yards with 92 yards on 25 attempts. Saw significant playing time in a win against UMass (11-3), in which he ran seven times for 45 yards and two scores to go with 43 yards passing and a touchdown through the air. Completed a season-

long pass of 34 yards to Angelo Sebastiano against the Minutemen. Gained 26 yards on six carries at Akron (10-20). Accumulated 20 yards on six rushes against UT Martin (9-8). Garnered his first completion against Buffalo (10-13) on a 12-yard pass to Juwan Brescacin. Also saw game action against Central Michigan (9-29) and Eastern Michigan (11-23).

2011: Redshirted while serving as the Huskies' third-team quarterback. Traveled to every game.

High School: Awarded the title of Indiana's Gatorade Football Player of the Year. First team All-State choice by the Indiana Coaches Association and honorable mention 4A All-State quarterback by the Associated Press as a senior. Named to the 2009 Associated Press and Indiana Football Coaches Association Class 4A All-State squads. Played in the Indiana North-South High School All-Star game. Honored as the *Evansville Courier & Press* All-Metro Player of the Year after both his junior and senior campaigns. Finished his three-year varsity career with a record of 39-3. Led team to a 15-0 Class 4A State Championship as a junior and to a berth in the state semifinals with a 13-1 final record his senior season. Team was ranked No. 7 in *USA Today's* Midwest rankings and was one of ESPN's high school Fab 50 his junior year. Three-time first-team all-conference selection and two-time all-area choice. Threw for 5,553 yards on 356-of-559 passing (63.7 percent) with 65 touchdown passes during his prep career. Ran for 3,507 yards on 490 carries (a 7.2-yard average) with 47 rushing TDs during his prep career. As a senior, threw for 2,202 yards and 29 touchdowns with just seven interceptions and added another 1,183 yards and 14 touchdowns on the ground. Completed 65 percent of his passes (143-of-220) for 2,258 yards and a 26-5 touchdown to interception mark as a junior. Rushed for 1,473 yards and 19 touchdowns as a junior. The Panthers never lost a conference game during his career.

Personal: Born May 17, 1992 in Evansville, Ind. Son of Tim and Lori McIntosh. Older brother, Paul, also led his team to an undefeated season and Class 4A State Championship before starting as a quarterback at Southern Illinois. Business major is a Huskie Scholar with a 3.46 GPA. Admires Tim Tebow.

McIntosh's Career Stats

PASSING

Year	G/GS	C-A-I	Pct.	Yds.	TD	Lg	Yds/G	Effic.
2012	7/0	7-13-0	53.8	57	1	34	8.1	116.1

RUSHING

Year	G/GS	No.	Yds.	Avg.	TD	Lg	Yds/G
2012	7/0	25	92	3.7	2	15	13.1

SINGLE GAME HIGHS

Attempts: 6, vs. Massachusetts, 11-3-12
 Completions: 4, vs. Massachusetts, 11-3-12
 Passing Yards: 43, vs. Massachusetts, 11-3-12
 Rushing Yards: 45, vs. Massachusetts, 11-3-12
 Longest Pass: 34, vs. Massachusetts, 11-3-12



32 NATE McNEAL

S ▶5-10 ▶171 ▶Sr.-RS ▶2Sq
 Chicago, Ill. ▶Thornwood/Harper JC

2012: Earned his first career game action against Buffalo (10-13). Also saw playing time against UMass (11-3). Garnered Defensive Scout Team Player of the Week honors following the Central Michigan (9-29) game. Named the Special Teams Scout Team Player of the Week for the Akron (10-20) game.

2011: Did not see any action during the year.

Previous School: Totaled 81 tackles, 22 pass breakups, four interceptions and two blocked kicks in two seasons at Harper Junior College. Posted 44 stops, 14 pass breakups, a fumble recovery and three interceptions in 2010 for the Hawks as a team captain. Recorded 37 tackles as a freshman, along with a forced fumble and an interception.

High School: Caught 21 passes for 745 yards and seven touchdowns as a senior at Thornwood High School. Returned 14 kickoffs for 218 yards, scoring once. Compiled 28 tackles and two interceptions at defensive back during the 2008 season.

Personal: Born Oct. 3, 1990, in Chicago, Ill. Son of Dale and Kimberly McNeal. A communication studies major. Enjoys playing the piano.



49 JASON MEEHAN

DE ▶6-1 ▶241 ▶Jr. ▶2L
 St. Louis, Mo. ▶Webster Groves

2012: Tallied 19 tackles in 13 games for the Huskies. Recorded a season-high four tackles, including three solo stops, at Akron (10-20). Made two tackles against Kansas (9-22). Added a forced fumble to his three-tackle performance at Ball State (10-6). Posted two tackles each against Western Michigan (10-27) and UMass (11-3).

Recorded solo tackles against both Central Michigan (9-29) and Buffalo (10-13). Made one tackle, an assist, at Eastern Michigan (11-23).

2011: One of only four true freshmen, and the only one on the defensive side of the ball, to letter in 2011. Earned Freshman Defensive Player of the Year honors from the coaching staff. Played in all 14 games on special teams and as a reserve defensive end. Tallied 26 tackles, three for a loss, and recovered two fumbles. Made stops in 11 games, including the last nine of the season. Posted a career-high six tackles against Cal Poly (9-24). Recovered a fumble at the Kent State 30-yard line to set up an NIU field goal. Added three tackles and half a sack against the Golden Flashes. Had three tackles each against Army (9-3), Bowling Green (11-8) and Ohio (12-2). Recovered a fumble against Arkansas State (1-8). Recorded tackles for loss at Buffalo (10-22) and Bowling Green (11-8).

High School: Twice selected *St. Louis Post-Dispatch* Defensive Player of the Year. Also named Player of the Year for the Suburban South Conference and was a MaxPreps All-American his final two seasons. Earned all-state honors as a junior and a senior. Had a team-high 177 stops with 13 for loss, 10 sacks and five interceptions as a senior. Caught nine passes for 413 yards and five touchdowns. Made 145 tackles with 99 solo as a junior. Added four interceptions. Led Webster Groves to the Class 5 Missouri state championship as a junior and a runner-up finish as a senior. In the semifinal game, made 18 tackles with 12 solo, two quarterback sacks and an interception. Added an 84-yard touchdown catch in the win over Kirkwood. Served as a team captain his final two seasons. Starter at linebacker as a freshman. Also played basketball for the Statesmen and led his team in field goal percentage. A kung fu champion.


Personal: Born June 27, 1992 in St. Louis, Mo. Son of Justin and Daizy Meehan. Huskie Scholar with a 3.38 GPA is majoring in business. Admires Muhammad Ali.

Meehan's Career Stats

Year	G/GS	Solo	Asst.	Total	TFL-Yds	QS-Yds	FF/FR	Int/PBU
2011	14/0	12	14	26	3.0-11	0.5-4	0/2	0/0
2012	13/0	10	9	19	0.0-0	0-0	1/0	0/0
Career	27/0	22	23	45	3.0-11	0.5-4	1/2	0/0

SINGLE GAME HIGHS

Tackles: 6, vs. Cal Poly, 9-24-11



21 MARLON MOORE

CB ▶5-9 ▶180 ▶So. ▶1L
Mobile, Ala. ▶C.F. Vigor

2012: Played in 12 games and started the final six regular season contests as a true freshman. Recorded 39 tackles on the season, including 30 solo stops. Made two or more tackles in eight consecutive games from Sept. 29 to Nov. 23. Celebrated his first career start with two interceptions, a pass break up and five tackles against Buffalo (10-13). Earned MAC West Defensive Player of the Week honors following

his performance against the Bulls. Accounted for a career-high eight tackles at Ball State (10-6). Credited with six solo stops and two pass break-ups at Western Michigan (10-27). Registered six solo tackles against Toledo (11-14). Tallied six tackles versus Central Michigan (9-29). Made three stops each at Akron (10-20) and Eastern Michigan (11-23). Posted two tackles and a pass break up in the game versus UMass (11-3).

High School: Named first team all-state and first team All-Metro in 2011. Served as team captain as a senior. Recorded 37 tackles and six interceptions as a senior, returning one for a touchdown. Helped Vigor to a state finals appearance. Also rushed for 367 yards and six touchdowns on 71 carries and made 18 receptions for 275 yards and four scores. Completed 13-of-37 passes for 392 yards and four TDs as a senior. Member of the basketball, baseball and track and field teams.

Personal: Born April 15, 1994. Son of Marlon Reed and Shamirca Moore. A mechanical engineering/mechatronics major.

Moore's Career Stats

Year	G/GS	Solo	Asst.	Total	TFL-Yds	QS-Yds	FF/FR	Int/PBU
2012	12/6	30	9	39	1.0-3	0-0	0/0	2/4

SINGLE GAME HIGHS

Tackles: 8, at Ball State, 10-6-12

PBUs: 2, at Western Michigan, 10-27-12

INTs: 2, vs. Buffalo, 10-13-12



38 ALEX MORROW

RB ▶5-8 ▶194 ▶Fr.-RS ▶1Sq
Streamwood, Ill. ▶Streamwood

2012: Redshirted. Earned Offensive Scout Team Player of the Week honors following the Akron (10-20) and Toledo (11-14) games. Named the Special Teams Scout Team Player of the Week for the Central Michigan (9-29) contest.

High School: Two-time *Daily Herald* all-area honoree. Finished his career as SHS' all-time leading rusher. Rushed for 1,318 yards and 15 touchdowns on 204 carries in 2011 with the Sabres to rank as the second-leading rusher in the Fox Valley area. Caught eight passes for 96 yards and one touchdown. Finished third in voting for Upstate Eight Conference River Division Offensive Player of the Year honors. Helped the Sabres advance to the state playoffs for the first time in nine seasons in 2011. Ran for 758 yards as a junior.

Personal: Born Dec. 21, 1993, in Streamwood, Ill. Son of Joe and Marsha Morrow. Plans to major in kinesiology. Enjoys listening to music.



71 LEVON MYERS

OL ▶6-5 ▶267 ▶Fr.-RS ▶1Sq
Franklin, Wis. ▶Franklin

2012: Redshirted as a true freshman. Named the Offensive Scout Team Co-Player of the Week after the Iowa (9-1) game.

High School: First team all-state honoree by the Wisconsin Football Coaches Association and Associated Press following his senior year at Franklin High School. Named all-area and all-conference on offense and defense in 2011. Finalist for the Joe Thomas Award, given annually to the top senior offensive lineman in the state of Wisconsin. Also named the team's MVP following his senior season. Helped lead FHS to state playoff berths in 2009, 2010 and 2011; team advanced to the semifinals in 2009 and 2010. Earned first team all-Southeast Conference honors as a junior, helping the Sabers average 39 points per game en route to a conference championship. Ranked as the ninth-best recruit in Wisconsin by Rivals.com and the 10th-best in the state by ESPN. Second-best offensive lineman in the state by Wisconsin Sports Network.

Personal: Born Feb. 4, 1994, in Milwaukee, Wis. Son of Marion and Catherine Myers. A psychology major. Enjoys camping and fishing.



55 ANDREW NESS

OL ▶6-3 ▶286 ▶So.-RS ▶1L
O'Fallon, Mo. ▶Christian Brothers College

2012: Started all 14 games at center for the Huskies in 2012. Named Co-Linemen of the Week in a win over Akron (10-20). Helped NIU average 469.6 yards of total offense per game to rank 20th in the country and first in the MAC. The NIU offense gained 400 or more yards in 12 of 14 games during the 2012 season. Responsible for the majority of the snaps to Heisman Trophy

candidate Jordan Lynch. NIU led the MAC and ranked 12th in the nation in rushing offense with 238.2 yards per game. The Huskies scored 38.8 points per game to rank 13th nationally in scoring offense with a staggering 38.8 points per game. Centered a pass protection unit that allowed only 1.2 sacks per game. Paved the way for Northern's season-high 622 yards of total offense against Central Michigan (9-29). Allowed NIU's offense to pile up 73 plays of 25 yards or longer.

2011: Redshirted. Earned the Defensive Work Team Player of the Week award against Kansas (9-10) and Ball State (11-15).

High School: First-team all-state choice by the Missouri Football Coaches Association and Missouri Sportswriters Association. Was also an all-area choice by Missouri High School SportsNet and a second team selection by the *St. Louis Post-Dispatch*. Earned first-team all-conference honors his junior and senior seasons and was an honorable mention choice as a sophomore. Began the season as the center on Catholic High Schools' Preseason All-America team. Helped Christian Brothers to a 10-2 record, and the Class 6A Metro Catholic Conference Championship. The Cadets also won the district title his junior and senior years. Three-time varsity letterwinner served as team captain as a senior.

Personal: Born May 25, 1993 in Lake St. Louis, Mo. Son of David and Barbara Ness. Mother, Barbara, was a four-year starter for Central Missouri State's women's basketball team. Father, David, won three letters as an offensive guard for Western State. Plans to be a business major. Admires Clay Matthews.



89 STEPHEN O'NEAL

DE ▶6-3 ▶235 ▶Sr.-RS ▶2L
Park Forest, Ill. ▶Rich East

2012: Sat out the 2012 season.

2011: Played in 12 games as a reserve defensive end. Missed the Army (9-3) and Bowling Green (11-8) games. Finished the year with 12 tackles and registered 4.5 tackles for loss and three sacks. Ranked fourth on the team in sacks for losses totaling 29 yards. Led the Huskies in fumbles forced with two. Made a career-high

five tackles against Wisconsin (9-17). Recorded a sack and forced a key fumble against Kent State (10-8), leading to the game-winning score. Posted a sack, forced a fumble and tallied a tackle for loss in the GoDaddy.com Bowl against Arkansas State (1-8). Registered a three-yard sack in the MAC Championship Game. Made one tackle for loss at Toledo (11-1).

2010: Reserve defensive end saw his first action as a redshirt freshman, playing in every game except the Humanitarian Bowl versus Fresno State (12-18) after suffering an injury. Totaled nine tackles, five solo, with 1.5 tackles for loss. Made a pair of tackles and combined with Nabal Jefferson to sack UI quarterback Nathan Scheelhaase. Notched solo stops versus Temple (10-9) and Central Michigan (10-23). Sacked CMU quarterback for loss of six yards for his first career solo sack. Credited with a career-best three stops, two solo, at Eastern Michigan (11-26). Added assisted tackles at Akron (10-2) and Ball State (11-20).

2009: Redshirted

High School: Awarded first team all-conference honors as a senior. Threw for 513 yards and 11 touchdowns and tallied five sacks and three pass break-ups in his final season. Played quarterback and free safety his final two seasons. As a junior, threw for three scores and recorded 10 sacks to go with four pass deflections. Played wide receiver as a sophomore and had 13 catches for 643 yards and 11 touchdowns. Two-time all-conference performer in basketball and was named to the all-tournament squad at the Big Dipper Classic. Named to the Rich East Bronze Honor Roll list each of his last two semesters.

Personal: Born May 29, 1990. Son of Rachael Cummings and Charles O'Neal. Admires Keyshawn Johnson and Vince Carter. A sociology major.

O'Neal's Career Stats

Year	G/GS	Solo	Asst	Total	TFL-Yds	QS-Yds	FF/FR	Int/PBU
2010	13/0	5	4	9	1.5-7	1.5-7	0/0	0/0
2011	12/0	7	5	12	4.5-32	3.0-29	2/0	0/0
2012				Did Not Play				
Career	25/0	12	9	21	6.0-39	4.5-36	2/0	0/0

SINGLE GAME HIGHS

Tackles: 5, vs. Wisconsin, 9-17-11

TFLs: 1.5, vs. Arkansas State, 1-8-12

Sacks: 1, four times, last vs. Arkansas State, 1-8-12



65 WES OTT

OL ▶6-3 ▶281 ▶Jr.-RS ▶1L
Western Springs, Ill. ▶Lyons Township

2012: Played in three games as a redshirt sophomore offensive guard. Saw action in the UT Martin (9-8), Buffalo (10-13) and UMass (11-3) games.

2011: Did not see action in any games for the Huskies.

2010: Redshirted his first season at NIU.

High School: Two-year varsity letterwinner. Started at left tackle as a junior and played right guard his senior year. Played in 19 games over those two seasons. Named to the West Suburban Conference Silver Division all-conference first team as a senior. WSC coaches tabbed him as the Silver Division Lineman of the Year. First team all-area choice by the *Pioneer Press*. Selected as the team's Hammer Award winner as a senior. Won a pair of letters in wrestling and played lacrosse for one season. Qualified for Illinois regional and sectionals in wrestling.

Personal: Son of Lisa and Howard Ott. Majoring in business. Born Oct. 10, 1991.



67 TYLER PITT

OL ▶6-5 ▶292 ▶Jr.-RS ▶1L
McRae, Ga. ▶Telfair County

2012: Appeared in all 14 games for the Huskies and started at right guard in the season opener against Iowa (9-1). Member of several Huskie special teams units, including the PAT/FG unit and punt protection squad.

2011: Saw action in all 14 games as a member of the punt protection unit and on the field goal/PAT squad.

2010: Redshirted as a true freshman.

High School: Second team all-state selection as a senior at Telfair County High School. Four-year letterwinner who earned first team all-area and all-conference honors as a junior and senior. Second team all-area and all-conference offensive lineman as a sophomore. Three-year team captain named best offensive lineman for the Trojans his final two seasons. Played in every game from his sophomore through senior years. Saw action at center, guard and tackle on the offensive line and at defensive tackle and defensive end. Posted a 169-24 record as a four-year letterwinner in wrestling, setting school records for most wins and most career pins. Wrestling team MVP all four years of high school. Invited to compete in wrestling on the national level. Also played tennis for his high school team.

Personal: Born Sept. 9, 1991. Son of Lisa and Bill Pitt. Majoring in history.



46 GEORGE RAINEY

DE ▶6-2 ▶222 ▶Sr.-RS ▶3L
Milwaukee, Wis. ▶South Division

2012: Tallied 26 tackles in 13 games. Ranked fifth on the team with 2.5 sacks and eighth in tackles for loss with 6.5 for minus 34 yards. Had a tackle for loss in four of the last six games of the season. Notched 16 tackles during that same stretch. Posted four tackles, including 1.5 tackles for loss and a 10-yard sack, against Kent State (11-30) in the MAC title game. Set a career

high with five tackles against UMass (11-3) with one tackle for loss. Recorded four stops and an assisted TFL against Central Michigan (9-29). Posted a sack versus Buffalo (10-13) for a loss of seven yards. Had three tackles each against Western Michigan (10-27) and Eastern Michigan (11-23). Credited with a pass break up and TFL against UT Martin (9-8).

2011: Saw action in 13 games on special teams and as a reserve defensive end. Did not play at Buffalo (10-22). Recorded his lone tackle of the year against Arkansas State (1-8) on a kickoff. Named Offensive Work Team Player of the Week after the Toledo (11-1) game.

2010: Credited with eight tackles, five solo, in 11 games. Played primarily on kickoff and punt coverage units and took some defensive snaps at linebacker. Made his NIU debut in third game of year at Illinois (9-25). Collected his first career tackle, a solo stop, versus Buffalo (10-16). Tallied a pair of solo tackles in the Eastern Michigan game (11-26) when he also played linebacker. Had a pair of assisted tackles versus Toledo (11-9) and totaled two stops, one solo, at Ball State (11-20). Credited with one solo tackle in the Humanitarian Bowl win over Fresno State (12-18).

2009: Redshirted

High School: Played in the East-West Shrine Game. Earned first team all-state recognition his senior year. Garnered first team all-conference and all-area accolades in each of his final two seasons. Named Co-City Conference Most Valuable Player. During his last prep season, totaled 135 tackles with five forced fumbles, three fumble recoveries, 10 pass break-ups and one interception. Totaled 110 tackles with four forced fumbles and six recovered, 12 pass deflections and four interceptions as a junior. Made 85 stops to go with two fumbles forced, three recoveries and four pass break-ups his sophomore year. Helped his team to back-to-back conference titles in his last two seasons. South Division advanced to the second round of the state playoffs for the first time in school history in 2008. Also competed in track and field.

Personal: Born Feb. 26, 1991 in Ethel, Miss. Son of Aletha and Chris Rainey. A sociology major. Volunteers as a church musician and reads books to children at day care centers.

Rainey's Career Stats

Year	G/GS	Solo	Asst	Total	TFL-Yds	QS-Yds	FF/FR	Int/PBU
2010	11/0	5	3	8	0-0	0-0	0/0	0/0
2011	12/0	1	0	1	0-0	0-0	0/0	0/0
2012	13/0	13	13	26	6.5-34	2.5-21	0/0	0/1
Career	36/0	19	16	35	6.5-34	2.5-21	0/0	0/1

SINGLE GAME HIGHS

Tackles: 5, vs. Massachusetts, 11-3-12

Sacks: 1 vs. Kent State (MAC Championship) 11-30-12

TFLs: 1.5 vs. Kent State (MAC Championship) 11-30-12



66 BOBBY RAMLET

LS ▶6-3 ▶236 ▶Fr.-RS ▶1Sq
Appleton, Wis. ▶Xavier

2012: Redshirted as a true freshman.

High School: Earned second team all-conference honors as a senior while playing tight end, linebacker and long snapper. Caught four passes for 49 yards and one touchdown. Forced five fumbles, recovered three fumbles, broke up four passes and grabbed two interceptions in 2011.

Helped XHS to an Eastern Valley Conference title each of his three seasons. Voted by his teammates as the athlete with the hardest work ethic as a senior. Ranked as one of the nation's best long snappers by the Kohl's Long-Snapping Camp.

Personal: Born Aug. 31, 1993, in Appleton, Wis. Son of Phil and Victoria Ramlet. Communications studies major. Grandfather played at South Dakota State and brother plays for Minnesota.



70 JOSH RUKA


OL ▶6-5 ▶296 ▶Fr.-RS ▶1Sq
Greenfield, Wis. ▶Greenfield

2012: Redshirted as a true freshman.

High School: Two-time first team all-conference selection for Greenfield High School. Finalist for the Joe Thomas Award, annually given to the top senior offensive lineman in Wisconsin. Helped the Hustlin' Hawks to a playoff appearance as a senior, the school's first in nine years. Received an invitation to the U.S. Army All-American Bowl Combine in San Antonio, Texas, following the 2010 season. Started 28 games for GHS in three seasons. Ranked as the top offensive lineman in the state by Wisconsin Sports Network. Fifth-best recruit in Wisconsin according to Rivals.com. Also competed for GHS' track & field team.

Personal: Born Oct. 29, 1993, in Greenfield, Wis. Son of Michael and Colleen Ruka. Undecided on a major. Enjoys fishing. Admires Reggie White.





7 MICHAEL SANTACATERINA

LB ▶ 5-10 ▶ 210 ▶ Jr.-RS ▶ 2L

Geneva, Ill. ▶ Geneva

2012: Recorded 28 tackles as a back-up linebacker and special teams player. Amassed 13 tackles in a three-game stretch from Sept. 29 to Oct. 13. Tallied a season-high six tackles, including a half tackle for loss, against Central Michigan (9-29). Recorded four tackles, including one for a four-yard loss, against UMass (11-3). Also forced a fumble against the Minutemen.

Made four tackles at Ball State (10-6) to earn NIU Co-Defensive Skill Player of the Week honors. Intercepted Cardinals' QB Keith Wenning late in the third quarter to stop a BSU drive in NIU territory and spur a Huskie comeback. Added three tackles, including a tackle for loss, versus Buffalo (10-13). Posted two tackles and forced a fumble at Eastern Michigan (11-23). Made two tackles at Western Michigan (10-27).

2011: Saw action in 11 games and started four at weakside linebacker. Began the season playing primarily on special teams before moving into the rotation at outside linebacker. Finished the season with 28 tackles. Recorded 1.5 tackles for loss and half a sack. Made a season-high five tackles at Bowling Green (11-8) to earn NIU Defensive Skill Player of the Week honors. Tied that mark against Eastern Michigan (11-25) with five stops and a half tackle for loss. Notched his first career sack against Kent State (10-8). Also posted four tackles and forced a fumble that led to a Huskie field goal against KSU after missing the previous three games due to injury. Grabbed his first career interception against Western Michigan (10-15) in his first career start. Had four tackles at Buffalo (10-22). Registered three assisted tackles and half a tackle for loss versus Ball State (11-15). Returned a kickoff 18 yards in the Toledo (11-1) game.

2010: Redshirted as a true freshman.

High School: Named to the IHSFCA 7A All-State team as a senior. Earned special mention All-State recognition from the *Chicago Tribune* and *Chicago Sun-Times* in 2009. Running back and safety was named honorary captain of the *Daily Herald* Tri-Cities 2009 All-Area Team. Honored by the *Kane County Chronicle* and *Daily Herald* as Player of the Year. Unanimous selection to the All-Western Sun Conference first team his senior season. Garnered team MVP and best offensive back honors. Led Geneva to the Class 7A quarterfinals in 2009 while serving as team captain. Gained 802 rushing yards on 166 carries to average 4.8 yards per carry. Scored 23 touchdowns to rank sixth in the state. Made 70 tackles, including 36 solo, as a senior. Recovered two fumbles and intercepted a pair of passes. Returned 24 punts for 249 yards to average 10.4 yards per return. Intercepted five passes over his final two seasons. Geneva went to the playoffs in each of his four seasons. Also a member of the Vikings' basketball team who started every game at point guard as a sophomore.

Personal: Born March 22, 1992 in Elgin, Ill. Son of Mary Ellen and Mike Santacaterina. A general studies major.

Santacaterina's Career Stats

Year	G/GS	Solo	Asst	Total	TFL-Yds	QS-Yds	FF/FR	Int/PBU
2011	11/4	9	19	28	1.5-4	0.5-3	1/0	1/0
2012	14/2	15	13	28	2.5-5	0-0	2/0	1/3
Career	24/6	24	32	56	4-9	0.5-3	3/0	2/3

SINGLE GAME HIGHS

Tackles: 6, vs. Central Michigan, 9-29-12
TFLs: 1, twice, last vs. Massachusetts, 11-3-12
Sacks: 0.5, vs. Kent State, 10-08-11
INTs: 1, twice, last at Ball State 10-6-12



85 ANGELO SEBASTIANO

WR ▶ 6-0 ▶ 205 ▶ So.-RS ▶ 1L

Coconut Creek, Fla. ▶ North Broward Prep

2012: As a redshirt freshman, emerged as NIU's top punt return threat. Returned a team-high 17 punts for 107 yards. Ranked eighth in the MAC in punt return average at 6.3 yards per return. Also returned six kickoffs for 136 yards, good for a 22.7-yard average. Caught five passes for 64 yards and a score. Came up with two big returns in the MAC Championship against Kent State (11-30) with a 30-yard punt return and a 29-yard kickoff return. Recorded a season-long kickoff return of 33 yards at Akron (10-20), while adding four punt returns for 20 yards. Against UMass (11-3), caught a career-high three balls for 40 yards and his first career score. Grabbed a pair of 12-yard receptions against UT Martin (9-8) and Western Michigan (10-27).

2011: Redshirted.

High School: First-team All-Broward County wide receiver as a senior at North Broward Prep. Named to the Broward County Top 50 prospects list for 2010. An honorable mention all-county choice his junior year. Played wide receiver and safety for the Eagles. Played in the Broward Independent Schools Football Classic "Broward Bowl" All-Star Game following his senior season. Finished his senior campaign with 60 catches for 1,110 yards and 16 touchdowns. Scored on a pair of punt returns. Completed an impressive junior season with 50 receptions for 1,075 yards and nine touchdowns. Added six interceptions on defense in 2009. Completed his high school career with 127 catches for 2,360 yards and 26 touchdowns. His team earned the first playoff win in school history in 2009. Won the district title and advanced to the regional playoffs. North Broward completed an undefeated regular season in his sophomore season and advanced to the playoffs for the first time in school history. Made the well-known South Florida Express 7-on-7 team between his junior and senior years. Also competed in the high jump for the track team.

Personal: Born Oct. 19, 1992 in Youngstown, Ohio. Son of Anthony Sebastiano and Kim Keagler. Plans to major in business. Admires former teammate Victor Keise.

Sebastiano's Career Stats

RECEIVING

Year	G/GS	Rec.	Yds.	Avg.	TD	Lg	Yds/G
2012	13/0	5	64	12.8	1	34	5.3

KICKOFF RETURNS

Year	G/GS	No.	Yds.	Avg.	TD	Lg
2012	13/0	6	136	22.7	0	33

PUNT RETURNS

Year	G/GS	No.	Yds.	Avg.	TD	Lg
2012	13/0	17	107	6.3	0	30

SINGLE GAME HIGHS

Catches: 3, vs. Massachusetts, 11-3-12
Receiving Yards: 40, vs. Massachusetts, 11-3-12
Long Gain: 34, vs. Massachusetts, 11-3-12
Long Punt Return: 30, vs. Kent State, 11-30-12



88 TIM SEMISCH

TE ▶6-8 ▶266 ▶Jr.-RS ▶2L
Omaha, Neb. ▶Millard North/Neb. Omaha

2012: Played in 13 games as a reserve tight end. Started the Army (9-15), Central Michigan (9-29) and Western Michigan (10-27) games. Caught two passes for nine yards. Hauled in a leaping, one-handed touchdown from two yards out at Army (9-15). Grabbed a seven-yard reception versus Central Michigan (9-29).

2011: Saw action in 12 games. Caught his first career pass for a seven-yard touchdown against Cal Poly (9-24). Earned his first career start against Kent State (10-8). Also started at tight end the following week against Western Michigan (10-15). One of the tallest players on the NIU team.

Previous School: Redshirted the 2010 season at the University of Nebraska Omaha. Transferred to NIU after UNO dropped its football program.

High School: Three-time varsity letter winner for football and four-time letterman in hockey and lacrosse. Earned all-state honors for both hockey and lacrosse in each of his last three years at Millard North High School.

Personal: Born Sept. 18, 1991 in Omaha, Neb. Son of Doug and Karen Semisch. Majoring in organizational/corporate communication. Admires Muhammad Ali.

Semisich's Career Stats

Year	G/GS	Rec.	Yds.	Avg.	TD	Lg	Yds/G
2011	11/2	1	7	7.0	1	7	0.6
2012	13/3	2	9	4.5	1	7	0.7
Career	24/5	3	16	5.3	2	7	0.7


SINGLE GAME HIGHS

Catches: 1, three times, last vs. Central Michigan, 9-29-12

Yards: 7, twice, last vs. Central Michigan, 9-29-12

TDs: 1, twice, last at Army 9-15-12

Long Gain: 7, twice, last vs. Central Michigan, 9-29-12



99 MATHEW SIMS

K ▶5-9 ▶181 ▶Sr. ▶3L
Hannibal, Mo. ▶Hannibal

Converted 37-of-50 field goals and 135-of-140 PATs in his career. Ranks third in career PATs made (135) and attempted (140), fourth in career points kicking (246), fifth in field goals made (37), sixth in field goals attempted (50) and seventh in career scoring (246).

2012: Made 15-of-19 field goals and 67-of-68 PATs. Scored 118 points on the year. Broke the NIU single season record for most PATs attempted (68) and converted (67). Ranked third in the MAC with a 98.5 PAT conversion rate. Finished seventh in the conference and 63rd in the nation with 1.07 field goals per game. Ended the year sixth in the MAC and 36th nationally in scoring with 8.43 points per game. Among kickers, ranked fifth in the conference and 16th in the country. Converted six-of-eight field goals from 40-49 yards, including his last three. Converted nine of his last 10 field goal attempts. Made all three field goal attempts in the MAC Championship Game against Kent State (11-30), including a 40-yarder to force a second overtime. Named MAC West Specialist of the Week after scoring 17 points vs. Central Michigan (9-29). Ran for a seven-yard TD on a fake and made two field goals and five PATs against the Chippewas. Nailed a career-long and NIU school record 54-yard field goal at the end of the first half at Western Michigan (10-27). Followed that up with a 49-yarder in the second half to earn MAC West and NIU Specialist of the Week. Also made six-of-six PATs against the Broncos. Converted a 44-yard field goal versus Kansas (9-22).

2011: All Mid-American Conference kicker. Named to CollegeFootballNews.com's All-Sophomore team. Won the NIU Special Teams Player of the Year Award. Made two game-winning field goals. His 33-yard three on the final play of the MAC Championship game versus Ohio (12-2) gave NIU a 23-20 victory and the title. Led the Huskies in scoring with 124 points, hitting 20-of-28 field goals and 64-of-66 PATs. Established NIU single-season records for points kicking (124), PATs attempted (66) and PATs made (64). Ranked second in the MAC in scoring and field goals and was 20th and 21st, respectively, in the nation. Made 10 consecutive field goals from the Central Michigan (10-1) game until the fourth quarter of the Western Michigan (10-15) game. Hit 16-of-18 field goals from Oct. 8 through Dec. 2. Made seven-straight threes from the Buffalo game (10-22) through the MAC title contest. Nailed 42-straight PATs from the Cal Poly (9-24) game through the MAC Championship (12-2). Converted five-of-six threes from inside 30 yards and was 12-of-15 from inside the 40. Hit his first career game-winning kick with eight seconds remaining to complete NIU's 17-point comeback against Ball State (11-15) and earn NIU Special Teams Player of the Week honors. Accounted for a season-high 16 points against Kent State (10-8). Registered double-digit scoring totals in four other games. Posted a career-high four field goals against both CMU and KSU. Kicked a season-long 44-yard field goal versus both Cal Poly (9-24) and Kent State. Earned NIU Special Teams Player of the Week honors against Kansas (9-10) and Kent State.

2010: Appeared in five games as a true freshman. Made two-of-three field goals and four-of-six PATs on the season to total 10 points. Kicked a 19-yard field goal on his first career attempt in the season opener at Iowa State (9-2) and made his lone PAT attempt. Connected on a career-long 23-yard field goal against North Dakota (9-11). Scored a season-best five points versus the Fighting Sioux as he also went two-of-three on extra points. Missed a PAT in the Illinois game. At Ball State (11-20), ran for six yards and a first down on a fake field goal attempt to set up a Huskie touchdown. Made his lone PAT try at Eastern Michigan and had his only two kickoffs of the year.

High School: Earned first team all-state honors as a placekicker three times during his prep career and was the second team all-state kicker his sophomore season. Also on the 4A all-state team at wide receiver as a senior and at defensive back his junior year. Selected to the all-

area first team as a kicker, defensive back and wide receiver in 2009 after earning all-area recognition at kicker and defensive back as a junior. Was the all-district placekicker his freshman season. On the all-North Central Missouri Conference first team as a kicker, defensive back and receiver in both 2008 and 2009 and added second team all-conference punter honors his final year. Selected as Hannibal's team MVP his final two seasons and served as team captain as a senior. As a senior in 2009, made six field goals, went 44-of-45 on PAT attempts and had 44 touchbacks in 12 games. For his career, made 23 field goals with a long of 46 yards, kicked 158 extra points and had 121 touchbacks. His Hannibal team won conference championships in three of his four years (freshman, junior, senior) and advanced to the state playoffs. Team went 9-3 his senior season, advanced to the state title game his freshman year and went 31-16 during his four-year career, Honor roll member.

Personal: Born Nov. 8, 1991 in Hannibal, Mo. Son of Lynne and Bob Sims. Brother, Casey, played football and ran track at Central Missouri. Huskie Scholar owns a 3.32 GPA in communication studies.

Sims' Career Stats

FIELD GOALS						EXTRA POINTS					
Year	G	Made	Att	Lg	Blkd	Made	Att	Blkd	Pts		
2010	5	2	3	23	1	4	6	0	10		
2011	14	20	28	44	3	64	66	0	124		
2012	14	15	19	54	0	67	68	0	118		
Career	33	37	50	54	4	135	140	0	252		

KICKOFFS				
Year	No.	Yds.	Avg.	TB
2010	2	92	46.0	0
2011	1	19	19.0	0
2012	0	0	0.0	0
Career	3	111	37.0	0

SINGLE GAME HIGHS

Field Goals Made: 4, twice (last vs. Kent State, 10-8-11)
 Field Goals Attempted: 6, at Central Michigan, 10-1-11
 Longest Field Goal: 54, at Western Michigan, 10-27-12
 Most Points: 16, vs. Kent State, 10-8-11
 Most PATs Made: 9, twice, last vs. Massachusetts, 11-3-12



34 JAMES SPENCER

RB ▶ 5-8 ▶ 181 ▶ Jr.-RS ▶ 2L
 Fremont, Ohio ▶ Ross



2012: Played in six games at running back and on special teams. Registered two carries for 30 yards against UMass (11-3). Posted a career-long 14-yard carry against the Minutemen. Named the Special Teams Scout Player of the Week following the Iowa (9-1) game. Earned Co-Offensive Scout Team Player of the Week honors after the UT Martin (9-8) contest.

2011: Saw action in six games during the season on special teams and at tailback. Named NIU's Offensive Work Team Player of the Year by the Huskie coaching staff. Played on the kickoff team and recorded two carries for seven yards at running back. Gained five yards against Kent State (10-8) on his first career attempt. Carried the ball once for two yards at Bowling Green (11-8). Named Offensive Work Team Player of the Week versus Central Michigan (10-1). Took Defensive Work Team Player of the Week honors against Buffalo (10-22) and Bowling Green (11-8).

2010: Redshirted his first season at NIU.

High School: Won three varsity letters as a running back at Ross High School in Fremont, Ohio. Earned third-team All-Ohio honors as a senior when he was also an all-region choice. Gained 930 yards in seven games as a senior, when he also served as team captain. Two-time all-conference honoree following his junior and senior seasons and was named team MVP as a junior after rushing for 1,330 yards and scoring 17 touchdowns in nine games. His team posted an 8-3 record his sophomore season and won seven of 10 games his junior year.


Personal: Son of Leta Hotz and Eckford Spencer. Born March 6, 1992. Communications/media studies major.

Spencer's Career Stats

Year	G/GS	No.	Yds.	Avg.	TD	Lg	Yds/G
2011	5/0	2	7	3.5	0	5	1.4
2012	6/0	2	30	15.0	0	14	5.0
Career	11/0	4	37	9.3	0	14	3.4

SINGLE GAME HIGHS

Rushing Yards: 30, vs. Massachusetts, 11-3-12
 Long Gain: 14, vs. Massachusetts, 11-3-12



47 ROB STERLING

FB ▶ 5-10 ▶ 231 ▶ Jr. ▶ 2L
Lansing, Ill. ▶ Thornton Fractional South

2012: Played in 12 games, including three starts at fullback for the Huskies. True sophomore helped pave the way for the Huskie offense to average 5.4 yards per carry. NIU's rushing attack set a school record with 44 rushing touchdowns. NIU offense churned out 200 rushing yards or more in nine games. The Huskies piled up a season-high 407 yards and six touchdowns on

the ground against Central Michigan (9-29). Also surpassed 300 yards rushing against Ball State (10-6), Akron (10-20), UMass (11-3) and Kent State (11-30). NIU led the MAC and ranked 12th in the nation in rushing offense with 238.2 yards per game. The Huskies scored 38.8 points per game to rank 13th nationally in scoring offense with a staggering 38.8 points per game. Named to the Capital One Academic All-District V Team.

2011: Saw action in 10 games and started at fullback at Buffalo (10-22). Played primarily on special teams, specifically on the kickoff coverage and return units. Posted a special teams tackle against Western Michigan (10-15).

High School: Three-time varsity letterwinner. Named team captain in each of his three seasons. Honored as team MVP his junior and senior years. Finished his career with 309 tackles, including 212 solo stops, 16 forced fumbles, and seven blocked kicks. Three-time first team all-conference honoree. Earned first team all-area honors all three seasons. Given IHSA All-State honors following his senior campaign. Also honored as a *Northwest Indiana Times* All-Decade linebacker. Named Old Spice Player of the Year following his senior season. Also honored as NWI Defensive Player of the Year as a senior. Finished with 115 tackles, 80 solo, and six forced fumbles. Helped lead team to a conference championship his sophomore season. Earned honor roll with distinction every semester at Thornton Fractional South High School.

Personal: Born Oct. 26, 1992 in Chicago, Ill. Son of Richard Sterling and Candace Capolillo. Accountancy major. Admires Lance Briggs.



42 CAMERON STINGILY

RB ▶ 6-1 ▶ 244 ▶ Jr.-RS ▶ 1L
Romeoville, Ill. ▶ Romeoville

2012: Played in four games for the Huskies on special teams after moving to running back during the offseason. Made a solo tackle on NIU's punt unit against UT Martin (9-8). Gained five yards on his first career rushing attempt against UMass (11-3).

2011: Redshirted.

2010: Saw action in five games on Huskie special teams and tallied a pair of solo stops on the season. Earned his first playing time at Illinois (9-18) where he made his first career tackle. Played in consecutive home games against Temple (10-9), Buffalo (10-16) and Central Michigan (10-23) and came up with a second solo stop versus CMU. Injured his Achilles in a non-football accident and missed the remainder of the season.

High School: Honorable mention IHSFCA 6A All-State player at running back and linebacker for Romeoville High as a senior. Was a second team All-State selection by the *Chicago Tribune*. Earned first team all-area and all-conference honors as a running back in 2009 and at linebacker as a junior. Named the Spartans' offensive MVP for 2009 and was the defensive MVP in 2008. Team captain both years. Made 47 tackles in nine games as a senior to average 5.2 tackles per game. Caused one fumble and blocked a field goal. Gained 1,007 yards on 147 carries to average 6.85 yards per tote. Scored 13 rushing touchdowns and had a run of at least 44 yards in five different games. As a junior, made 58 tackles with three quarterback sacks and 10 tackles for loss. Caused three fumbles. Romeoville went 5-4 his senior season. Also participated in wrestling.

Personal: Born Oct. 5, 1991 in Romeoville, Ill. Son of Sandra and Byron Stingily. His older brother, Byron, played offensive line at Louisville and was drafted by the Tennessee Titans. A sociology major.

Stingily's Career Stats

RUSHING

Year	G/GS	No.	Yds.	Avg.	TD	Lg	Yds/G
2012	5/0	0	0	0.0	0	0	0.0
2011				Redshirted			
2010	4/0	1	5	5.0	0	5	1.3
Career	9/0	1	5	5.0	0	5	0.6

DEFENSE

Year	G/GS	Solo	Asst	Total	TFL-Yds	QS-Yds	FF/FR	Int/PBU
2010	5/0	2	0	2	0-0	0-0	0/0	0/0
2011					Redshirted			
2012	4/0	1	0	1	0-0	0-0	0/0	0/0
Career	9/0	3	0	3	0-0	0-0	0/0	0/0

SINGLE GAME HIGHS

Tackles: 1, three times, last vs. UT Martin, 9-8-12



43 JESS STRIEDL

TE ▶6-1 ▶221 ▶Jr.-RS ▶3Sq
St. Charles, Ill. ▶St. Charles East

2012: Saw his first career game action against UMass (11-3). Earned Offensive Scout Team Player of the Week honors following the Iowa (9-1) and Western Michigan (10-27) games.

2011: Did not see any action in 2011.

2010: Redshirted.

High School: Started 32 straight games at tight end and defensive end during his high school career. Earned all-area honors at tight end as a senior and was a second team All-Upstate Eight Conference choice his final two seasons. Three-year varsity letterwinner. Totaled 18 catches and scored four touchdowns on offense in 10 games as a senior. Defensively, made 28 tackles, with 26 solo, and blocked a kick his senior year. Helped lead St. Charles East to the conference title, a 7-3 record and a berth in the state playoffs in 2009. The Saints went 8-2 and advanced to the playoffs his sophomore and junior years. Two-year starter in basketball. Named second team all-area in basketball as a senior.

Personal: Born Nov. 2, 1991 in Geneva, Ill. Son of Mary Todd Striedl. Majoring in communication studies.



57 SCOTT TAYLOR

OL ▶6-2 ▶295 ▶Fr.-RS ▶1Sq
Marengo, Ill. ▶Marian Catholic

2012: Redshirted as a true freshman. Named the Offensive Scout Team Player of the Week following the Army (9-15) game.

High School: Named to the Illinois High School Football Coaches Association Class 5A All-State team on both the offensive and defensive line after his senior season at Marian Central Catholic High School. Named second team all-state by

the *Chicago Tribune*. Earned the Suburban Christian Conference's Defensive Lineman of the Year Award after his senior season. Garnered special mention all-state honors in 2011 from the *Chicago Sun-Times*. Helped the Hurricanes average 37 points per game in 2011 en route to an 11-1 record, conference championship and a Class 5A quarterfinals appearance. Recorded 55 tackles and four sacks on defense as a senior. Served as a team captain during his sophomore, junior and senior seasons. Ranked as the ninth-best recruit in Illinois, 28th-best guard in the nation and 45th-best prospect in the Midwest by ESPN. Won the regional championship and placed at sectionals last year as a member of the wrestling team. Earned all-conference honors with the baseball squad in 2011.

Personal: Born March 25, 1994, in Woodstock, Ill. Son of Randy and Donna Taylor. Uncle, Joe, played football at Eastern Illinois. Wants to major in business. Enjoys fishing and hunting.



84 KEVIN TENNENBAUM

TE ▶6-3 ▶239 ▶So.-RS ▶2Sq
Buffalo Grove, Ill. ▶Buffalo Grove

2012: Saw his first career playing time against UMass (11-3). Named Offensive Scout Team Player of the Week following the UT Martin game.

2011: Redshirted as a true freshman.

High School: Three-sport athlete all four years in baseball, basketball, and football. Two-year varsity letterwinner in football caught 10 passes for 111 yards and one touchdown for the Bison. Made nine catches for 98 yards as a senior with a long gain of 24 yards. Also made six tackles. Caught five passes for 47 yards versus Prospect in one of his top performances. Made Honor Roll seven straight semesters. Member of National Technical Honor Society.

Personal: Born Nov. 1, 1992 in Park Ridge, Ill. Son of Jim and JoAnn Tennenbaum. Marketing major. Admires Clay Matthews.



69 COREY THOMAS

DT ▶6-2 ▶308 ▶Fr.-RS ▶1Sq
Chicago, Ill. ▶Lindblom Math & Science Acad.

2012: Redshirted. Named the Defensive Scout Team Player of the Week after the UT Martin (9-8) and Toledo (11-14) games.

High School: Earned all-conference honors after his junior season at LMSA. Named all-area by Tom Lemming of MaxPreps.com after totaling 66 tackles and six sacks as a junior. Team captain during his senior year. Earned all-city honors as a sophomore at Lindblom. Team MVP for the Eagles' water polo team as a junior. Did not start playing football until his freshman year of high school. Spends time volunteering at the V.A. Hospital and Englewood Peace Center.

Personal: Born Dec. 3, 1993, in Chicago, Ill. Sings in his church choir.





77 JARED VOLK

OL ▶6-3 ▶315 ▶Sr.-RS ▶3L
Hartland, Wis. ▶Arrowhead

2012: Started 12 of 13 games he played at left guard for the Huskies in 2012. Missed the Iowa (9-1) game while recovering from injury. Came into the season with more experience than any other NIU offensive lineman. Named Co-Linemen of the Week in a win over Akron (10-20) after helping the Huskie offense rack up 528 yards of total offense. NIU averaged 469.6 yards

of total offense per game. Northern Illinois ranked 20th in the country and first in the MAC. The Huskies led the MAC and ranked 12th in the nation in rushing offense with 238.2 yards per game. Part of a potent NIU attack that led the conference and ranked 13th nationally in scoring offense with a staggering 38.8 points per game. NIU's offensive line allowed only 1.2 sacks per game, which ranked fourth in the MAC and 21st in the nation. Helped lead the way for QB Jordan Lynch's NCAA record-setting season. Paved the way for Northern's season-high 622 yards of total offense against Central Michigan (9-29).

2011: Played in nine games as a reserve guard. Started the Ball State (11-15) and Eastern Michigan (11-25) contests at left guard. Also played extensively at Bowling Green (11-8). Helped the Huskie offense rack up a season-high 43 first downs and 710 yards against Ball State (11-15). The offensive line did not allow a sack against Eastern Michigan (11-25). Saw action in each of the last five games of the season. Played with the first unit versus Ohio (12-2) and Arkansas State (1-8).

2010: Played in all 14 games as a member of the Huskies' PAT/FG unit and also saw playing time as NIU's back-up center. Played most of the second half at Eastern Michigan (11-26) where the Huskies' totaled the second-highest single game rushing yards in school history with 544. Huskies compiled 646 yards of total offense, NIU's fourth-most ever, at EMU. The Huskie offensive line gave up just 13 quarterback sacks in 329 pass attempts in 14 games to lead the MAC and rank 14th in the country in sacks allowed. Contributed to a Northern Illinois offense that set eight school single season records, including most points per game (38.0), yards of total offense per game (450.0), first downs (303), passing first downs (132) and rushing touchdowns (42).

2009: Redshirted

High School: Three-year starter at offensive and defensive tackle. Named to the Wisconsin Football Coaches Association All-Region and first team All-State squad following his senior season. Team captain also garnered first team all-state honors from the Associated Press and was named to Wisconsin Preps All-State second team as a defensive tackle. All-conference offensive tackle as a junior and senior. Number 74 offensive tackle on the ESPN Top 150 offensive line list. Ranked as the No. 2 offensive tackle and No. 8 offensive lineman by Rivals. Rated the ninth-best recruit in Wisconsin by Wisconsin Preps. Helped lead the Warhawks to a Class 1A State Championship and three conference championships. Earned all-conference honors in the discus and shot put during his freshman and sophomore seasons. Member of the school honor roll and principal's advisory committee.

Personal: Born March 4, 1991 in Milwaukee, Wis. Son of Kim and David Volk. Father David played football at Concordia University, and sister, Jessica, played soccer at University of Wisconsin-Whitewater. Enjoys snowmobiling, golf and woodworking. Admires Joe Thomas and Nick Hayden. Earned his undergraduate degree in business administration and is pursuing an MBA.



15 JIMMIE WARD

S ▶5-11 ▶192 ▶Sr. ▶3L
Mobile, Ala. ▶Davidson

Leading returning tackler was named to the preseason watch list for the Jim Thorpe Award as the nation's top defensive back. Has at least one tackle in the last 27 games in which he has played.

2012: Named first team All Mid-American Conference by league coaches and Phil Steele. Led NIU with 104 tackles, 65 solo, and three interceptions while starting 13 games at safety.

Finished 16th in the MAC and 85th nationally in tackles. Ranked fifth in the conference and 52nd in the nation in solo tackles. Paced the Huskie defense with a career-high 14 tackles in the Orange Bowl against Florida State (1-1). Made 11 stops and picked off a pass versus Toledo (11-14). Ranked second on the team with 11 pass break-ups. Named NIU Defensive Skill Player of the Week following the UT Martin (9-8), Central Michigan (9-29), Ball State (10-6) and Toledo (11-14) games. Recorded double-digit tackles in seven of the 13 games he played. Made 52 tackles in the month of September alone. Named MAC West Defensive Player of the Week with 10 tackles, two pass break-ups and an interception vs. UT Martin (9-8). Tallied 11 tackles against Toledo (11-14), in addition to forcing a fumble. Intercepted a Rocket pass in UT territory to set up NIU's first touchdown. Led the NIU secondary with six tackles against Kent State (11-30) in the MAC Championship and added a pass break-up. Broke up two passes at Akron (10-20). Posted his third 12-tackle game of the year at Ball State (10-6) and grabbed his second interception of the season. Tied his season high with 12 tackles, eight solo, vs. Central Michigan (9-29). Totaled six solo tackles versus Kansas (9-22). NIU's leading tackler vs. Iowa (9-1) with 12 tackles and two pass break-ups. Sat out the UMass (11-3) game due to injury.

2011: Earned second team All Mid-American Conference honors from league coaches. Saw action in all 14 games and started 12 at defensive back. Ranked second on the team with a career-high 100 tackles and 48 solo stops. Recorded at least five tackles in 12 games. Registered one sack, 2.5 tackles for loss, an interception, four pass breakups, a forced fumble and a blocked kick. Had at least two tackles in every game. Had double-digit tackles at Kansas (9-10), Wisconsin (9-17) and Toledo (11-1). Made his first career interception in the second half of the MAC Championship game versus Ohio (12-2) to spur NIU's comeback. Added six tackles, four solo, in the conference title tilt. Had seven tackles versus Arkansas State (1-8) in his hometown at the GoDaddy.com Bowl. Credited with eight tackles, half a tackle for loss and a pass breakup against Eastern Michigan (11-25). Led the Huskie defense with a career-high 13 stops at Toledo (11-1). Forced a fumble that led to NIU's first points of the game and made five tackles at Buffalo (10-22). Second on the Huskie defense with nine tackles versus Western Michigan (10-15). Posted four tackles at Central Michigan (10-1) to earn Defensive Skill Player of the Week nod. Led NIU with 11 total tackles, six solo, against Wisconsin (9-17). Tied for the team lead with 10 total tackles and broke up a pass at Kansas (9-10). Blocked an Army (9-3) punt that was returned for NIU's first touchdown. Made seven tackles and recorded his first career sack in the opener. Named NIU Special Teams Player of the Week following the Army game.

2010: Played in all 14 games as a true freshman and blocked a school-record three punts on the year. Saw extensive action on special teams and as a back-up free safety. Named NIU's 2010 Special Teams Player of the Year and Freshman of the Year. Also credited with 21 tackles, 14 solo, a forced fumble and a pass break up. Totaled 37 yards and a touchdown on two punt returns off of blocked punts. Earned MAC West Special Teams Player of the Week honors after blocking a punt, which led to a go-ahead touchdown for the Huskies at Minnesota (9-25). Also recorded three solo tackles in that game. Tallied a career-high five tackles, three solo, at Akron (10-2). Named MAC West Special Teams Player of the Week for the second time after blocking a punt, his second of the season, against Buffalo (10-16). Also credited with

Jimmie Ward (continued)

forcing a fumble in that game. Blocked his third punt of 2010 a week later and added two tackles versus Central Michigan (10-23). Broke up a pass and made a pair of stops versus Toledo (11-9). Scored his first career touchdown by scooping up a blocked punt and returning it 15 yards for a score against Ball State (11-20). Added three tackles against the Cardinals. Tallied four tackles, three solo, in extensive action against Eastern Michigan (11-26).

High School: Honorable mention 6A All-State defensive back by the Alabama Sportswriters Association as a senior. *Mobile Press Register* named him to its All-Region 4A-6A team following his junior and senior years. Three-year starter for Davidson served as team captain in 2009. Earned team Defensive MVP honors. Led the Warriors in tackles as a senior with 101 tackles, 73 solo, as Davidson went 10-3 and advanced to the state quarterfinals. Also recorded eight pass break-ups, an interception, forced two fumbles and recovered three. Added three blocked kicks and three quarterback sacks. Named the city's Defensive Back of the Week by the Crichton Optimist Club on Sept. 24. As a junior, made 93 tackles with 55 solo, broke up seven passes and intercepted five. Also caused a pair of fumbles and blocked two kicks. Three-year totals included 253 tackles, 164 solo, with 16 pass break-ups, six interceptions, five blocked kicks, four fumbles forced and four recovered. Also had four quarterback sacks. Defensive standout with seven tackles, a pair of blocked punts and two pass break ups while holding Williamson HS to 131 total yards in a 24-0 victory in 2009. Picked off two passes to help lead the Warriors to an upset win over No. 6 McGill-Toolen in 2008. Prep team compiled a 27-10 record in his three seasons, including an 11-3 mark in 2008 when the Warriors advanced to the state semifinals.

Personal: Born July 18, 1991. Son of Torcivia and Derrick Daniels. Working toward a degree in general studies.

Ward's Career Stats

Year	G/GS	Solo	Asst	Total	TFL-Yds	QS-Yds	FF/FR	Int/PBU
2010	14/0	14	7	21	0-0	0-0	1/0	0/1
2011	14/12	48	52	100	2.5-10	1.0-9	1/0	1/5
2012	13/13	65	39	104	1.0-3	0-0	1/0	3/11
Career	41/25	127	98	225	3.5-13	1.0-9	3/0	4/17

SINGLE GAME HIGHS

Tackles: 14, vs. Florida State (Orange Bowl), 1-1-13

Blocked Punts: 1, four times, last vs Army, 9-3-11

Touchdowns: 1, at Ball State (on blocked punt return), 11-20-10

Pass Break Ups: 2, three times, last at Akron, 10-20-12



24 DOMINIQUE WARE

CB ▶ 5-11 ▶ 180 ▶ Sr.-RS ▶ 3L
Bolingbrook, Ill. ▶ Plainfield North



2012: Redshirt junior appeared in all 14 games and made one start at free safety. Accounted for a career-high 29 tackles and one tackle for loss. Recorded a season-high eight tackles in his start against UMass (11-3) with a pass break up and a tackle for loss. Twenty of his 29 tackles during the season were solo stops. Recorded at least one tackle in 11 of the 14 games he played,

including seven multi-tackle games. Made four tackles and broke up a pass at Western Michigan (10-27). Also tallied four stops against Buffalo (10-13).

2011: Played in every game on several Huskie special teams and as a reserve defensive back. Finished the year with 19 tackles, 11 solo, and two fumble recoveries. Posted a career-high five tackles against Army (9-3) in his first career start. Made three tackles each against Kansas (9-10), Wisconsin (9-17) and Western Michigan (10-15). Recovered a muffed punt at Buffalo (10-22). Also recovered an Arkansas State (1-8) fumble, leading to the third Huskie touchdown of the game. Recorded at least one tackle in eight of the first nine games of the year.

2010: Played in eight games for NIU as a reserve cornerback. Also a member of the Huskies' special teams units. Picked off a pass in his collegiate debut at Akron (10-2) and returned it 11 yards. Made his first career tackle versus Buffalo (10-16) and finished the season with three tackles, including two solo stops, and one for loss. Played in seven of the Huskies' last eight games of the year and made a season-best two tackles, with a two-yard tackle for loss, at Eastern Michigan (11-26).

2009: Redshirted

High School: Earned three varsity letters and was a two-time captain and two-time defensive MVP for the Tigers. Named to the Southwest Prairie All-Conference first team, all-area first team and the IHSA Academic All-State team his senior year. Recorded 35 tackles, three interceptions, three tackles for loss and blocked three kicks in his senior season. Posted a perfect grade point average as a junior.

Personal: Born Nov. 23, 1990 in Chicago, Ill. Son of Charmaine Watts-Ware and Gene Ware. Business administration major. Admires Kevin Kasper.

Ware's Career Stats

Year	G/GS	Solo	Asst	Total	TFL-Yds	QS-Yds	FF/FR	Int/PBU
2010	8/0	2	1	3	1.0-2	0-0	0/0	1/0
2011	14/2	11	8	19	0-0	0-0	0/2	0/0
2012	14/1	20	9	29	1.0-2	0-0	0/0	0/3
Career	36/3	33	18	51	2.0-4	0-0	0/2	1/3

SINGLE GAME HIGHS

Tackles: 8, vs. Massachusetts, 11-3-12

TFLs: 1, twice, last vs. Massachusetts, 11-3-12

INTs: 1, at Akron, 10-2-10



26 TYLER WEDEL

P/K ▶ 5-11 ▶ 186 ▶ Jr. ▶ 2L
McFarland, Wis. ▶ McFarland

2012: Sophomore kicker handled kickoff responsibilities in all 14 of the Huskies' games. Averaged 59.0 yards per kickoff attempt. Surpassed a 60.0 per kick average in eight of NIU's 14 games. Ranked third in the MAC with 32 touchbacks. The Huskies finished fourth in conference in kickoff coverage at 41.3 net yards per kickoff. Recorded two tackles during the

season on kickoff coverage, making one solo stop each against Army (9-15) and Toledo (11-14). Converted his only two PAT attempts in a victory against Central Michigan (9-29). Averaged a season-best 65.0 yards per kickoff in the Orange Bowl against Florida State (1-1).

2011: Handled all kickoff duties for NIU as a true freshman. One of only four true freshmen to letter in 2011. Averaged 60.7 yards on 86 kickoffs with six touchbacks. In on six tackles, three solo. Averaged 60 yards or more per kickoff in eight games and exceeded 65 yards or more four times. Had a career-best 67.8-yard average on eight kickoffs with two touchbacks against Kent State (10-8). Posted a 64.0-yard gross average against Ohio (12-2) and Arkansas State (1-8). Kicked off six times for a 65.7-yard average and one touchback at Central Michigan (10-1). Successfully converted on two onside kick attempts against the Chippewas. Posted a 65.0-yard average on seven kickoffs at Kansas (9-10). Averaged 62.0 yards per kickoff and made three tackles at Bowling Green (11-8). Named NIU's co-Special Teams Player of the Week following the Eastern Michigan (11-25) game.

High School: Played quarterback, defensive back, kicker, punter, punt returner, and kick returner both his junior and senior seasons at McFarland HS. Earned all-state recognition as a punter. Finished his senior campaign with 1,359 yards and 15 touchdowns through the air, 1,089 yards and 14 touchdowns on the ground and kicked 40-of-44 PATs and three-of-five field goals. Booted a 54-yard field goal in the playoffs that ranks as the seventh-longest all-time in Wisconsin. Kicked 35 of his 64 kickoffs into the end zone and averaged 40.6 yards per punt. Recorded seven punts of 50 yards or longer with a long of 59. Named first-team all-conference as a kicker, punter, and defensive back in the last two years and at quarterback his senior year. Honored as the *Wisconsin State Journal's* 2010 All-Area Player of the Year. McFarland advanced to the playoffs each of his last three years. Selected to play in the Wisconsin Football Coaches' Association North-South All-Star game as a defensive back. The Spartans earned a share of the Northern Rock Valley Conference title each of those seasons and finished 10-2 in 2010.

Personal: Born Dec. 6, 1992 in Madison, Wis. Son of Tim and Barb Wedel. Majoring in finance. Enjoys reading, playing video games, boating and snowmobiling.

Wedel's Career Stats

KICKOFFS						
Year	G/GS	No.	Yards	Avg.	TB	OB
2011	14/0	86	5223	60.7	6	2
2012	14/0	96	5663	59.0	32	1
Career	28/0	182	10886	59.8	36	3

FIELD GOALS					EXTRA POINTS				
Year	G	Made	Att	Lg	Blkd	Made	Att	Blkd	Pts
2011	14	0	0	N/A	0	0	0	0	0
2012	14	0	0	N/A	0	2	2	0	2
Career	28	0	0	N/A	0	2	2	0	2



91 ANTHONY WELLS

DT ▶ 6-3 ▶ 276 ▶ Sr.-RS ▶ 3L
North Chicago, Ill. ▶ North Chicago

2012: Played in all 14 games with four starts at defensive tackle. Made 27 tackles with a pass break up and fumble recovery. Ranked fourth on the team with four sacks and sixth in tackles for loss with 8.5 for 35 yards. Finished the season strong with 11 tackles, 5.5 TFLs and three sacks in the final five games. Made a career-high five tackles, including one for loss, against Buffalo

(10-13). Recorded 2.5 tackles for loss, along with a six-yard sack, against Kent State (11-30) in the MAC title game. Recovered a fumble at Akron (10-20) that helped lead to an NIU field goal. Posted two tackles for loss and a sack against UMass (11-3).

2011: Played in all 14 games and started versus Kansas (9-10), Wisconsin (9-17) and in the GoDaddy.com Bowl against Arkansas State (1-8). In his first season at defensive tackle, registered 16 tackles with five tackles for loss and two sacks. Made a career-high four tackles at Kansas (9-10), broke up a pass and had a tackle for loss. Talled a 13-yard sack against Ohio (12-2) on the Bobcats' opening drive of the second half. Recorded a nine-yard sack against Western Michigan (10-15). Credited with a tackle for loss against Toledo (11-1) and Ball State (11-15). Opened the season with a three-tackle performance versus Army (9-3). Matched that total versus Ohio (12-2) when he also had a quarterback hurry. Had two stops versus Ball State (11-15).

2010: Appeared in four games as a reserve defensive end, totaling one tackle and a pass break-up. Saw action in successive games versus North Dakota (9-11), Illinois (9-18) and Minnesota (9-25), as well as against Buffalo (10-16). Recorded his first career tackle for a one-yard loss versus the Bulls and knocked down a pass at Illinois.

2009: Redshirted.

High School: Garnered *Chicago Tribune* and *Chicago Sun-Times* all-state honorable mention honors as a senior. Earned first team all-conference honors that year. Recorded 70 tackles and 11 sacks during his senior season and was named the team's Defensive Player of the Year and Lineman of the Year. Broke up five passes and intercepted one. As a junior, credited with 90 tackles, 50 solo, eight sacks and five pass break-ups. Added 50 stops his freshman year with seven sacks and five forced fumbles. For his career, compiled 210 tackles, 26 sacks, forced nine fumbles and recovered three with two interceptions and 17 pass deflections.

Personal: Born Dec. 2, 1989 in Chicago. Son of Pamela Taylor-Wells and Anthony Wells. Admires Terrell Owens. Enjoys hanging out with friends and playing video games. Earning his bachelor's degree in general studies.

A. Wells' Career Stats

Year	G/GS	Solo	Asst	Total	TFL-Yds	QS-Yds	FF/FR	Int/PBU
2010	4/0	1	0	1	1.0-1	0-0	0/0	0/1
2011	14/3	10	6	16	5.0-26	2.0-22	0/0	0/1
2012	14/4	16	11	27	8.5-35	4.0-22	0/1	0/0
Career	32/7	27	17	44	14.5-62	6.0-44	0/1	0/2

SINGLE GAME HIGHS	
Tackles: 5, vs. Buffalo, 10-13-12	
TFLs: 2.5, vs. Kent State (MAC Championship), 11-30-12	



8 MATT WILLIAMS


WR ▶6-1 ▶188 ▶Fr-RS ▶1Sq
Geneva, Ill. ▶Geneva

Moved to wide receiver after the 2013 spring drills.

2012: Redshirted as a true freshman.

High School: Earned Illinois High School Football Coaches Association Class 7A All-State and *Daily Herald* Tri-Cities All-Area honors in 2011. Also a two-time Upstate Eight all-conference selection. Threw for 1,451 yards and nine touchdowns on 87-of-152 passing as a senior. Rushed for 426 yards and nine touchdowns on 78 carries in 2011. Accounted for 45 percent of the Vikings' touchdowns in 2011. Recorded 1,725 yards and 18 touchdowns passing as a junior, while also rushing 71 times for 349 yards and eight touchdowns en route to *Daily Herald* Tri-Cities All-Area team honors. Helped the Vikings win conference championships as a sophomore and junior. Attended the same high school as current Huskie Michael Santacaterina and former NIU standout Pat Schiller. An all-conference pitcher and outfielder for the Geneva baseball team.

Personal: Born June 16, 1994, in Winfield, Ill. Son of Robert and Julianne Williams. Majoring in pre-sociology.



97 JOE WINDSOR

DE ▶6-0 ▶236 ▶Sr. ▶3L
Kearney, Mo. ▶Kearney

Leading returning Huskie in quarterback sacks with 7.5.

2012: Ranked third on the team in sacks with seven and tied for second on the team in tackles for loss with 10.5 for 53 yards. Made four tackles, with two sacks and two tackles for loss against Iowa (9-1). Named NIU Defensive Linemen of the

Week after accounting for four tackles, all solo, two sacks and two tackles for loss versus Kansas (9-22). Tallied career highs in tackles (seven) and tackles for loss (four) and added a sack against Buffalo (10-13). Recovered a first-quarter fumble against Toledo (11-14) in NIU territory and posted two tackles. Recorded four tackles, three solo, 1.5 sacks and 1.5 tackles for loss at Akron (10-20). Collected three tackles against UMass (11-3). Had an assisted sack at Eastern Michigan (11-23). Recorded a solo tackle and QB hurry against Kent State (11-30) in the MAC Championship.

2011: Saw action in 13 games as a backup defensive end. Started two of the first three games of the year. Did not play at Buffalo (10-22). Recorded 20 tackles, including two for a loss, and recovered a fumble on the year. Made a career-high five tackles against Army (9-3), including a tackle for loss. Tied his career-best with five tackles against Cal Poly (9-24). Recorded three tackles and a one-yard tackle for loss at Kansas (9-10). Recovered a fumble against Ball State (11-15) on the Cardinals' final play. Earned Special Teams Player of the Week honors following the Ball State (11-15) game.

2010: One of six true freshmen to letter in 2010 and only one to earn a spot in the defensive rotation. Appeared in every game and totaled seven tackles with 1.5 for loss. Pass-rushing specialist used primarily in third down situations. Made his first career stop when he paired with Sean Progar to record a sack at Illinois (9-18). Credited with a season-best two tackles at Akron (10-2). Tallied a two-yard tackle for loss at Eastern Michigan (11-26).

High School: Selected as Missouri's 4A Defensive Player of the Year by the Missouri Football Coaches Association after leading Kearney to a 13-2 record and the Class 4A title in 2009. First team member of the Missouri All-State football squad (all classes) in 2008 and 2009. Earned the Bobby Bell Award as Kansas City area's top small [school] class defensive player while playing defensive end. Also an all-Northland

and All-Suburban Small Six Conference choice both years. Named player of the year for the league. MVP of his high school squad and team captain as a senior. Made 51 tackles with 15.5 quarterback sacks, three forced fumbles and six pass break ups as a senior. Registered a pair of sacks in the state championship game. Finished his career as school record holder for sacks in a season (15.5) and in a career (32.5). Three-year varsity letterwinner made 52 tackles, 32 solo, as a junior. Forced three fumbles, recovered one, broke up two passes and had 10 quarterback sacks in 2008. In on 22 tackles, 17 solo, as a sophomore. Team compiled a 36-5 record in his three varsity seasons.

Personal: Son of Penny Martin. Majoring in kinesiology.

Windsor's Career Stats

Year	G/GS	Solo	Asst.	Total	TFL-Yds	QS-Yds	FF/FR	Int/PBU
2010	14/0	3	4	7	1.5-3	0.5-1	0/0	0/0
2011	13/2	5	15	20	2.0-2	0-0	0/1	0/0
2012	13/0	24	12	36	10.5-53	7.0-50	0/1	0/3
Career	40/2	32	31	63	14-58	7.5-51	0/2	0/3

CAREER HIGHS

Tackles: 7, vs. Buffalo, 10-13-12

TFLs: 4, vs. Buffalo, 10-13-12

Sacks: 2, twice (last vs. Kansas, 9-22-12)



27 BOBBY WINKEL

LB ▶6-1 ▶227 ▶Jr-RS ▶2L
Batavia, Ill. ▶Marmion Academy

Suffered a knee injury during 2013 spring drills.

2012: Played in nine games on the year, primarily on special teams. Posted five tackles, including three solo stops. Made two solo tackles at linebacker against Buffalo (10-13). Posted a pair of assisted tackles against UMass (11-3). Made one solo stop at Eastern Michigan (11-23).

2011: Played in seven games, including the final six. Primarily saw action on special teams, but did get into several games at linebacker. Saw his first career action versus Kent State (10-8). Recorded two special teams tackles, one each against Ball State (11-15) and Eastern Michigan (11-25). Named the Offensive Work Team Player of the Week following the Kent State (10-8) game.

2010: Redshirted his first season at NIU. Named the Defensive Work Team Player of the Week for the Minnesota game (9-25).

High School: An IHSA honorable mention all-state choice at fullback. Selected to the *Daily Herald* and *Kane County Chronicle* all-area teams as a senior. Three-year varsity letterwinner. Recorded 596 yards rushing and six touchdowns while being named Suburban Christian Catholic Conference Offensive Player of the Year. Averaged 4.7 yards per carry on 127 carries. On defense, had 263 total tackles with 109 solo, three forced fumbles, two fumble recoveries, eight pass deflections, and two interceptions. Team captain and MVP for the Marmion Academy conference championship team that posted a 9-2 record his senior year. As a junior, rushed for 389 yards on 71 carries for a 5.5-yard average and added 394 yards on 80 carries with five touchdowns his sophomore season. Caught a career-best 10 passes for 127 yards and a score his sophomore year.

Personal: Born Nov. 28, 1991 in Elmhurst, Ill. Son of Erin and Bob Winkel. Majoring in special education.

Winkel's Career Stats

Year	G/GS	Solo	Asst.	Total	TFL-Yds	QS-Yds	FF/FR	Int/PBU
2011	6/0	2	0	2	0-0	0-0	0/0	0/0
2012	9/0	3	2	5	0-0	0-0	0/0	0/0
Career	15/0	5	2	7	0-0	0-0	0/0	0/0

MEET THE HUSKIES



21 JACKSON ABRESCH

DB ►6-1 ►185 ►Fr. ►HS
Hartland, Wis. ►Arrowhead

High School: Garnered first team all-state accolades from the Associated Press. Named to the Wisconsin Football Coaches Association all-state team as a junior and senior. Two-time first team all-conference and all-area honoree. Three-year starter in the defensive backfield at Arrowhead High School. Selected to play in the WFCB All-Star Game following

the 2012 campaign. Helped the Warhawks to a 13-0 record, Classic 8 Conference title and Division I state championship as a senior. Posted 78 tackles, eight interceptions and a forced fumble in 2012. Picked off six of his eight passes in the postseason. Made 65 tackles, intercepted six passes, forced two fumbles, recovered a fumble and blocked a kick as a junior. Returned two of his six interceptions for touchdowns in 2011. Part of AHS' Classic 8 Conference championship in 2010. Named to the school's honor roll all four years.

Personal: Born Feb. 23, 1995, in Milwaukee, Wis. Son of Rick and Deb Abresch. Plans on majoring in business. Admires Jim Leonhard. Enjoys listening to music and watching movies.



11 MYCIAL ALLEN

S ►5-11 ►183 ►Fr. ►HS
Detroit, Mich. ►King

High School: Ranked as the 19th-best prospect in Michigan by Rivals.com. Three-year starter who served as a team captain in 2012. Recorded eight interceptions and 44 tackles as a senior, helping King High School advance to the state quarterfinals. Scored two touchdowns on fumble returns and a safety for the Crusaders' defense. Hauled in 48 receptions for 904 yards

and 12 touchdowns in his senior campaign. Posted 62 tackles, six TFLs, two fumble recoveries and three interceptions in 2011. Caught 31 passes for 575 yards and six touchdowns during his junior season. Three-sport athlete who also excelled with King's basketball and track & field teams.

Personal: Born Sept. 22, 1994. Son of Calvin and Denise Allen. Plans on majoring in business. Enjoys playing basketball and football with family and friends.



82 CHAD BEEBE

WR ►5-9 ►165 ►Fr. ►HS
Aurora, Ill. ►Aurora Christian

High School: Earned IHSA All-State team recognition following the 2012 season. In addition, named all-area and all-conference from the *Chicago Sun-Times*, *Aurora Beacon News* and *Daily Herald*. Holds school records for most catches and receiving yards in a career. Set a school single-game record with four touchdowns. Recorded 65 catches for 980 yards and 15 touchdowns in his senior season. Paced the Eagles with three catches for 24 yards, while returning two kickoffs for 49 yards in a 42-12 win over Tolono Unity in the 2012 Illinois Class 3A title game. Hauled in 26 receptions for 383 yards and five touchdowns in ACS' five postseason games in 2012. Played a central role in an Eagle offense that scored at least 27 points in each of its 15 games and 38-plus points in all but two games. Caught 38 passes for 655 yards – a 17.2 yard average – and eight touchdowns as a junior despite missing the first six weeks of the season due to injury. Grabbed 53 passes for 840 yards and nine touchdowns as a sophomore with the Eagles. Named to the academic all-state and all-conference teams in 2012.

Personal: Born June 1, 1994, in Buffalo, N.Y. Son of Don and Diana Beebe. Father played in six Super Bowls with the Buffalo Bills and Green Bay Packers. Sister, Amanda, plays volleyball at Taylor University. Volunteers with the Aurora Food Pantry. Enjoys fishing, writing and spending time with family. Admires Michael Jordan.



28 JOEL BOUAGNON

RB ►6-2 ►225 ►Fr. ►HS
Aurora, Ill. ►Aurora Christian

High School: Two-time all-state, all-area and all-conference honoree. Ran the ball 146 times for 1,475 yards and 21 touchdowns – all team highs – in his senior season at Aurora Christian. Helped ACS to a 14-1 record in 2012 after transferring from Burlington Central. Gained 215 yards and scored four touchdowns on 15 carries in the 2012 Illinois Class 3A quarterfinals against

Winnebago, with six carries going for 20-plus yards. Also caught two passes for 36 yards and hauled in an interception in the win. Ran for 95 yards on 10 carries in the 2012 Class 3A state championship game, scoring on runs of 60 and 10 yards to help the Eagles to a 42-12 win and earn the game MVP award. Led the team with 119 tackles as a senior, including 11 in the state title game, and was named the team's defensive MVP. Played a central role in an Eagle offense that scored at least 27 points in each of its 15 games in 2012 and 38-plus points in all but two games. Rushed for 1,446 yards with Burlington Central in 10 games as a junior. Named the team MVP each of his three seasons at BCHS.

Personal: Born March 28, 1995, in Pomona, Calif. Son of Desire and Valerie Bouagnon. Plans on major in business. Volunteers with Special Olympics. Enjoys swimming, skiing and longboarding.




12 JOSH BREBANT

K ▶6-0 ▶195 ▶Fr. ▶HS
Akron, Ohio ▶Copley

High School: First-team all-state honoree in 2012. Connected on six-of-10 field goals and made 25-of-27 extra points. Averaged 43.1 yards on 28 punts. Teammate of fellow NIU recruit Aregeros Turner. Spent his first three seasons at Firestone High School. Rated No. 1 kicker in the nation by Filip Filipovic of Kickingcoach.com

Personal: Born Dec. 15, 1995. Son of Rick Brebant and Jill Lionetti. Wants to major in graphic design.



98 CAL BREEDLOVE

DT ▶6-1 ▶280 ▶Fr. ▶HS
Kewanee, Ill. ▶Kewanee/Air Force Aca. Prep

High School: Three-time all-conference and two-time all-area honoree at Kewanee High School. Named to the all-state team as a senior after recording 88 tackles, 66 solo, for the Boilermakers. Forced a fumble, recovered a fumble and defended two passes in 2011. Helped Kewanee qualify for the state playoffs in 2011, the school's first playoff berth since

1999. Named the team defensive MVP in 2010. Qualified for the state wrestling tournament at heavyweight in 2011 and 2012.

Personal: Born Feb. 5, 1994, in Geneseo, Ill. Son of Bill and LaSean Breedlove. Intends to major in business management. Admires world class cyclist Dr. Bob Breedlove, Dan Gable and Jim Thorpe.



75 TATE BRIGGS

OL ▶6-4 ▶297 ▶Fr. ▶HS
Naperville, Ill. ▶Montini Catholic

High School: Earned all-state, all-area and all-conference honors following his senior season at Montini Catholic. Two-year starter at guard with the Broncos who was a part of three state championship teams. Helped Montini gain 5,204 yards of total offense in 2012 en route to a Class 5A state championship. Part of an offense that gained 370 total yards of offense in the state

title game against Morris en route to a 19-6 win. Cleared the way for Montini's 853 yards of total offense and 587 passing yards in a 70-45 win over Joliet Catholic in the 2011 Class 5A championship. Broncos' offense scored 600 points in 2011 with 49 points or more in seven games. Named to the Suburban Catholic Conference's Academic All-Conference team in 2012. Champion and record holder in the bench press at the state and national level.

Personal: Born April 8, 1995, in Hinsdale, Ill. Son of Jim and Lara Briggs. Wants to major in industrial engineering. Aspires to be a construction manager. Volunteers at St. Joan of Arc Parish. Enjoys weightlifting.



76 NICK CALHOUN

OL ▶6-5 ▶308 ▶Fr. ▶HS
Oshkosh, Wis. ▶Lourdes Academy

High School: Earned All-Trailways Conference and all-area first team honors following his senior season at Lourdes Academy. Invited to the WFLA All-Star Game following the 2012 campaign. Named the team MVP after his senior year, during which he was a team captain. Played primarily on the offensive line, while also spending some time at defensive tackle. Posted

four tackles and two pass breakups as a senior. Played only one season of football with the Knights. Named to the honor roll every semester at Lourdes.

Personal: Born June 26, 1995, in Woodruff, Wis. Son of Bill and Patti Calhoun. Volunteers with the Salvation Army and at the local hospital. Enjoys downhill skiing and gaming.



56 BRIAN CANOY

DL ▶6-5 ▶280 ▶Fr. ▶HS
Chicago, Ill. ▶St. Patrick

Enrolled at NIU for the Spring 2013 semester.

High School: Ranked as the 46th-best player in the state prior to the 2011 season by the *Chicago Sun-Times*. Named one of the preseason top five players in the conference before his senior year. Registered 29 tackles, including four tackles for loss, and two sacks as a senior in 2011 for the Shamrocks. Earned the Defensive Lineman of

the Year Award following his junior year at St. Patrick after collecting 21 tackles, two tackles for loss and a sack.

Personal: Born Nov. 1, 1993, in Chicago, Ill. Son of Brian and Colleen Canoy. Father played football at Western Kentucky. Volunteered at the local elementary school's three-on-three basketball tournament. Admires Adrian Peterson.



16 NICK CIESLAK

QB ▶6-3 ▶170 ▶Fr. ▶HS
Oconomowoc, Wis. ▶Kettle Moraine

High School: Ranked as the fourth-best quarterback in Wisconsin by WisHigh.com and the fifth-best by WisSports.com before the start of the 2012 season. Three-time offensive MVP, all-conference and all-area with Kettle Moraine High School. Holds school records for passing yards and passing touchdowns. Finished his career at KMHS with 3,469 passing yards and

33 touchdowns on 301-of-504 passing. Rushed for 671 yards and 11 touchdowns in his three seasons as the Lasers' starting QB. Named second team all-conference after going 88-of-151 passing for 1,117 yards and nine touchdowns as a senior. Gained 289 yards and scored four touchdowns on the ground in 2012. Posted his best statistical season as a junior, completing 107-of-199 passes for 1,296 yards and 13 touchdowns. Ran for 351 yards and five touchdowns in 2011. Recorded 1,056 yards and 11 touchdowns through the air on 106-of-154 passing as a sophomore.

Personal: Born Spet. 7, 1994, in Waukesha, Wis. Son of Jeff and Cheri Cieslak. Father played football at UW-La Crosse and is a long-time high school and college football coach in Wisconsin. Wants to major in biology. Volunteers with the local food pantry and as a junior golf instructor. Admires Aaron Rodgers.



42 JUSTIN CORBETT

S ▶ 6-2 ▶ 205 ▶ Fr. ▶ HS
East Frankfort, Ill. ▶ Lincoln-Way East

High School: Earned all-area and all-conference accolades following the 2012 season. Led Lincoln-Way East High School in receiving with 28 catches for 426 yards and two touchdowns as a senior. Rushed 84 times for 596 yards and eight touchdowns in 2012. Gained 82 yards on 15 carries and caught a 22-yard pass in the 2012 Illinois Class 7A championship game against

Glenbard West. Scored the Griffins' only touchdown in a 10-8 loss in the state title game. Garnered third team all-conference honors as a junior. Caught 21 passes for 400 yards and four touchdowns in 2011, helping Lincoln-Way East to a South Suburban Blue Division title. Rushed 50 times for 400 yards and caught 12 passes for 250 yards as a sophomore. Scored five touchdowns in 2010.

Personal: Born Aug. 22, 1995, in Chicago, Ill. Son of Earl and Glenda Corbett. Plans on majoring in sociology. Active community servant. Admires Ed Reed.



35 SEAN FOLIARD

LB ▶ 6-2 ▶ 205 ▶ Fr. ▶ HS
Crystal Lake, Ill. ▶ Prairie Ridge

Graduated from high school early and spent the Spring 2013 semester at NIU.

High School: Named first team all-state by the Illinois High School Association. Awarded the team's MVP award following the 2012 season. Earned all-area honorable mention honors by the *Northwest Herald* following his junior season with the Wolves. Made three tackles and returned

a kickoff 24 yards in Prairie Ridge's 35-14 win over Peoria Richwoods in the 2011 Class 6A championship. Posted a game-changing forced fumble and grabbed an interception in a 33-22 2011 Class 6A semifinal win against Batavia. Named to the school's honor roll.

Personal: Born Dec. 25, 1994, in Crystal Lake, Ill. Son of Mike Foliard and Sue Bailey. Volunteers with the Salvation Army and with local beach cleanups. Enjoys working out and playing ping pong. Admires Ray Lewis.



95 JAKE HECKEL

TE ▶ 6-4 ▶ 235 ▶ Fr. ▶ HS
Waukesha, Wis. ▶ Waukesha West

High School: Two-time all-conference honoree at Waukesha West High School. Caught four passes for 50 yards and two touchdowns in 2012. Recorded 50 tackles, two forced fumbles and two fumble recoveries at defensive end as a senior. Intercepted a pass against Watertown in the second round of the Division 2 playoffs, helping set up a touchdown. Earned the team's

Hammer/Anchor Award after helping the Wolverines to a Classic 8 Conference title and a No. 1 ranking in Division 2. Grabbed 12 passes for 120 yards and five touchdowns in 2011. Registered 40 tackles and two forced fumbles as a junior. Standout on WWHS' basketball and track & field teams.

Personal: Born May 17, 1995, in Waukesha, Wis. Son of Steve and Laura Heckel. Wants to major in engineering. Volunteers with the daycare at his church. Enjoys music, drawing and building. Admires Donald Driver.



89 BLAKE HOLDER

WR ▶ 6-2 ▶ 195 ▶ Fr. ▶ HS
Streamwood, Ill. ▶ Streamwood

High School: Earned all-area and All-Upstate Eight Conference honors following his junior and senior seasons at Streamwood High School. Hauled in 28 receptions for 430 yards and six touchdowns in the 2012 campaign. Led the team with five interceptions as a senior, along with two fumble recoveries. Returned three punts for 150 yards and one touchdown. Caught 25

passes for 599 yards and seven touchdowns as a junior to average nearly 24 yards per reception. Also grabbed four interceptions in 2011. Helped the team secure a playoff berth in 2011, their first since 2002. Ranked as one of Illinois' Top 30 prospects in the Class of 2013 by NationalUnderclassmen.com. Won two conference titles and qualified for the Illinois state meet in track as a junior. Holds school records in the 100 meters and 4x100 relay. High school teammate of current Huskie Alex Morrow. Boasts a 3.5 grade point average in the classroom.

Personal: Born Jan. 21, 1995, in Hoffman Estates, Ill. Son of Keith and Sandra Holder. Brother, Kyle, played football at Harper College. Plans to major in business management. Enjoys researching conspiracy theories. Admires Julio Jones and Stedman Bailey.



23 JORDAN HUFF

RB ▶ 5-11 ▶ 205 ▶ Fr. ▶ HS
Mobile, Ala. ▶ St. Paul's Episcopal

High School: Two-time all-state and three-time all-area honoree. Ranked as the 24th-best recruit in the state of Alabama by Scout.com. Holds St. Paul's records for most career rushing yards and most rushing yards in a season. Finished his career at St. Paul's with 4,873 rushing yards while playing on the varsity squad all four seasons. Scored 55 touchdowns over the last

three seasons. Gained 967 yards and scored 16 touchdowns on the ground as a senior. Ran for 132 yards and two touchdowns on 19 carries to lead St. Paul's to a 31-21 win over archrival Spanish Fort as a senior. Scored 15 touchdowns and rushed for 962 yards as a junior. Posted his best season as a sophomore, carrying the ball 260 times for 1,705 yards and 24 touchdowns for the Saints. Rushed for 1,239 yards on 233 carries as a freshman. Attended the same high school as Tampa Bay Buccaneers safety Mark Barron and Alabama quarterback A.J. McCarron.

Personal: Born April 9, 1995, in Mobile, Ala. Son of Willie and Colette Huff. Father played football and baseball at Tuskegee University. Wants to major in automotive engineering and design. Volunteered with his high school's Key Club. Enjoys playing baseball, cars and volunteering with Habitat for Humanity. Admires Adrian Peterson.



18 BOBBY JONES IV

LB ▶6-0 ▶210 ▶Fr. ▶HS
Miami Gardens, Fla. ▶Monsignor Pace

High School: Registered 90 tackles (60 solo), three interceptions, three forced fumbles and two fumble recoveries during his senior season at Monsignor Pace. Earned all-area recognition and was named the team's defensive MVP following his senior campaign. Rushed for two touchdowns in 2012 for the Spartans. Picked to the Dade vs. Broward All-Star Game following the 2012 campaign. Named to the Florida Class 4A preseason all-state team. Recorded 60 tackles in his junior season, in addition to an interception and fumble recovery. Posted 12 tackles as a sophomore for Monsignor Pace's 10-0 squad.

Personal: Born July 23, 1995, in Miramar, Fla. Son of Robert and Juanita Jones. Father played football at the University of Miami. Planning to major in business administration. Aspires to work in sports medicine. Admires Ray Lewis.



90 WILLIAM LEE

DL ▶6-2 ▶280 ▶Fr. ▶HS
Indianapolis, Ind. ▶Arsenal Tech

High School: Picked as the Indianapolis Public School Athletic Conference Defensive Player of the Year and the Kiwanis G.R.E.A.T. Player of the Year following the 2012 season at Arsenal Tech. Named first team all-state, all-city and all-conference as a senior with the Titans. Earned spots on the *Indianapolis Star's* Super Team and the Indiana Football Coaches Association

Top 50 team. Picked by MaxPreps to the 2012 Indiana Preseason All-State team. Garnered all-city and all-conference recognition at the conclusion of his junior season. Recorded 36 tackles and three sacks in 2011, along with a forced fumble and fumble recovery.

Personal: Born Sept. 26, 1994, in Detroit, Mich. Son of William Lee and Catherine Durden. Plans to major in journalism. Volunteers with Legacy Center, USA Football and the Indianapolis 500. Enjoys playing basketball, listening to music and working out. Admires the late Reggie White and Ndamukong Suh.



72 BEN MARUSKA

OL ▶6-5 ▶290 ▶Fr. ▶HS
Fond du Lac, Wis. ▶Fond du Lac

High School: Two-time all-conference selection from Fond Du Lac High School. Garnered all-state and all-area accolades from the Wisconsin Football Coaches Association following the 2012 season. Named a team captain as a junior and senior with the Cardinals. Helped FDLHS average 116 yards rushing per game as a senior. Fond Du Lac's offense racked up 35 points against Kaukauna and 41 points against Oshkosh West

in 2012. Competed on Fond Du Lac's track & field team, where he won a sectional title in the shot put in 2012. Maintained a 3.5 GPA through all four years of high school.

Personal: Born July 28, 1994, in Oshkosh, Wis. Son of David and Lynda Maruska. Wants to major in engineering. Attained rank of Eagle Scout with the Boy Scouts of America. Volunteers with the local church group. Enjoys caring for pets. Admires Joe Thomas.



43 BRANDON MAYES

S ▶5-11 ▶182 ▶Fr. ▶HS
Aurora, Ill. ▶Aurora Christian

High School: Three-time all-area and two-time all-state and all-conference honoree. Three-year starter who set Aurora Christian records for most career tackles, tackles for loss and interceptions. Named team captain of the 2012 Tri-Cities All-Area Team by the *Daily Herald*. Earned team MVP honors following the 2012 campaign. Rushed for 863 yards and seven touchdowns on 87 carries for Aurora Christian's state championship team

in 2012. Caught 30 passes for 351 yards and three touchdowns in his senior season. Returned an interception 75 yards for the game-clinching score in ACS' 42-12 Class 3A state championship game win against Tolono Unity. Tied for the team high with 11 tackles, including 1.5 for loss, in that game. Ran 12 times for 68 yards and a touchdown in the state title game. Added one catch for eight yards and a 70-yard kickoff return to set up the Eagles' first touchdown. Registered 113 tackles, 47 solo, as a junior. Paced the ACS defense with 12 tackles and returned an interception 30 yards in the 2011 Class 3A state title game against Mt. Carmel. Carried 73 times for 858 yards and six scores in 2011 and caught 10 passes for 230 yards and four touchdowns. Broke into the varsity starting lineup as a sophomore, where he compiled six catches for 250 yards and three scores.

Personal: Born May 22, 1995. Son of Willie and Sharron Mayes. Wants to major in business. Volunteers with his church and with the local youth baseball and football teams. Enjoys fishing, hunting and four-wheeling.




39 ZEB McLAURIN

CB ▶5-11 ▶180 ▶Fr. ▶HS
Chicago, Ill. ▶St. Ignatius Prep

High School: Two-time all-Chicago Catholic League honoree at St. Ignatius Prep in Chicago. Led St. Ignatius to its first conference championship in 50 years in 2012. Posted 48 tackles, 10 pass breakups, five blocked kicks and three fumble recoveries as a senior. Rushed 18 times for 230 yards and two touchdowns in 2012 in only season on offense. Also caught two passes for 25 yards in the 2012 campaign.

Posted 30 tackles as a junior, along with six pass breakups and a fumble recovery. Recorded 15 tackles and three pass breakups as a sophomore. Standout on St. Ignatius' track & field team who led the team to its first-ever conference title in 2012. Holds the school record in the 4x200 relay. Named to the school's honor roll for three years.

Personal: Born Dec. 2, 1994, in Chicago, Ill. Son of Zebedee McLaurin and Joy Rocher. Wants to major in kinesiology or business. Volunteers with the Hyde Park Food Pantry. Enjoys driving and drawing cars, writing poetry and dancing. Attended the same high school as ESPN analyst Michael Wilbon.



87 MALIK MITCHELL

WR ▶6-4 ▶181 ▶Fr. ▶HS
Alpharetta, Ga. ▶Milton

High School: Named to the all-state preseason watch list entering his senior season at Milton High School. Ranked as a three-star recruit by ESPN. Caught 40 passes for 500 yards and four touchdowns with the Eagles as a senior. Also intercepted one pass in 2012. Gained 300 yards on 30 receptions as a junior despite missing three games during the season. Helped lead the

Eagles to their first playoff berth since 2008 in 2011. Began his varsity career as a sophomore, where he caught five passes for 100 yards in the final five games of the season. Played for Team USA on the 2010 Trans-Pacific Cup team.

Personal: Born Dec. 10, 1994, in Chicago Heights, Ill. Son of Walter Mitchell and Diane Hawkins. Active volunteer with the Miracle League and NFL Play 60. Enjoys traveling. Admires Michael Jordan, Calvin Johnson and A.J. Green.



33 JAMAAL PAYTON

LB ▶6-0 ▶210 ▶Fr. ▶HS
Bellwood, Ill. ▶Proviso West

High School: Two-time all-state and three-time all-area and all-conference honoree at Proviso West High School. Ranked as the 16th-best prospect from the Chicago area by CBS Sports' Tom Lemming. Named team MVP each of the last two seasons. Selected to the Max Emfinger All-American Bowl following the 2012 campaign. Accounted for 375 tackles, 16 forced fumbles,

13 pass breakups, seven interceptions, four blocked kicks and two fumble recoveries in three seasons at Proviso West. Named the Player of the Year in the West Suburban Conference's Silver Division while playing running back and linebacker. Gained 1,002 yards and scored 25 touchdowns on 150 carries as a senior. Added 150 tackles, eight forced fumbles, four passes defended, two interceptions, two blocked kicks and a fumble recovery as a linebacker in 2012. Named the Silver Division's Defensive Player of the Year in 2011. Posted 125 tackles, five forced fumbles and four interceptions in 10 games with the Panthers as a junior. Returned an interception 103 yards for a touchdown in a 2011 matchup with Chicago Hubbard, setting the school record for longest INT return. Ran 120 times for 998 yards and 18 touchdowns as a junior. Debuted on the PWHS varsity squad as a sophomore, rushing for 925 yards and 20 touchdowns, while adding 100 tackles, three forced fumbles and an interception on defense. Member of PWHS' track & field team.

Personal: Born Nov. 11, 1994, in Chicago, Ill. Son of Rodney and Doris Payton. Wants to major in industrial engineering. Volunteers as a drill team sergeant. Enjoys cooking, designing/building and collecting model airplanes. Admires Mike Singletary and Patrick Willis.



19 OCTAVIO RENTERIA

QB ▶6-3 ▶185 ▶Fr. ▶HS
Chicago, Ill. ▶St. Patrick

High School: Two-year starter at quarterback. Helped lead the Shamrocks to a berth in the Class 6A playoffs in 2012. Led St. Patrick to a 5-3 record before missing the rest of his senior season with a broken arm. Threw for 278 yards and three touchdowns on 8-of-14 passing in a victory over Marian Catholic. Accounted for 266 yards of total offense and four touchdowns a win over Notre Dame. Won the team's Walter Payton Award following his senior season. High school teammate of fellow Huskie Brian Canoy.

Personal: Born Dec. 14, 1994, in Chicago, Ill. Son of Saul and Lucy Renteria. Plans to major in business. Totaled 50 hours of community service with his high school in 2012-13. Enjoys music, reading and golf. Admires Tom Brady.



47 AUSTIN SMAHA

LB ▶6-1 ▶210 ▶Fr. ▶HS
Belvidere, Ill. ▶Belvidere North

Enrolled at NIU for the Spring 2013 semester and participated in spring drills.

High School: Named conference MVP and first team all-conference following his senior season at Belvidere North. Team captain who recorded 81 tackles and rushed 122 times for 1,246 yards in 2011. Named first team all-conference following his junior year after recording 66.5 tackles. Also rushed for 1,688 yards on 158 carries during the 2010 season for the Blue Thunder. Tallied 78 tackles as a sophomore to earn all-conference honorable mention recognition. Helped BNHS advance to the state quarterfinals in 2009. Set career record for the top rushing average in conference history, averaging 186 yards per game. Set a new school record for career tackles with 225.5. Gained 3,500 yards of total offense in his career at BNHS.

Personal: Born Feb. 1, 1994, in Rockford, Ill. Son of Dan Smaha and Debra Hyser. Plans on majoring in broadcast communication. Volunteers in the Belvidere area. Enjoys fishing.



36 DRACO SMITH

CB ▶5-9 ▶185 ▶Fr. ▶HS
Hammond, Ind. ▶Mt. Carmel (Ill.)

High School: Four-year starter at running back for Mt. Carmel. Named all-state honorable mention as a senior, and earned all-area and all-conference honors. Won the team's leadership award after serving as team captain in 2012. Ran 148 times for 928 yards and 11 touchdowns in 2012, helping lead the Caravan to the Illinois Class 8A title. Caught six passes for 105 yards out of the backfield. Added 49 tackles, four pass breakups, two forced fumbles, two fumble recoveries and two interceptions on defense. Gained 129 yards and scored twice on seven carries in the state title game with a solo tackle and a pass breakup on defense. Named one of Tom Lemming's top skill position players in Illinois in 2011. Rushed for 740 yards and five touchdowns on 113 carries in 2011. Helped Mt. Carmel to a 34-20 win in the 2011 Prep Bowl against Simeon. Attended the same high school as NIU quarterback Jordan Lynch.

Personal: Born July 22, 1994, in Chicago, Ill. Son of Tally Smith and Tamara Howard. Plans to major in accountancy. Works with the homeless on Chicago's South Side. Enjoying tumbling and working out. Admires Ray Lewis.




40 RYAN STENDLER

TE ▶6-4 ▶250 ▶Fr. ▶HS
Mequon, Wis. ▶Homestead

High School: Earned all-area and all-conference accolades at the conclusion of the 2012 campaign. Named the team MVP after recording 40 tackles, five pass breakups, three forced fumbles, two interceptions and a fumble recovery at defensive end. Helped the Highlanders win the Wisconsin Division 2 and North Shore Conference titles in 2012. Recorded five tackles and an interception in the Division 2 title game against Waunakee

en route to HHS' 14-0 win. Also booted two extra points and had one punt for 31 yards in the victory. Made 25 tackles, forced two fumbles and recovered a fumble as a junior, helping Homestead to the 2011 conference crown. Also a member of Homestead's hockey team, who tallied four goals and five assists. Named to the honor roll each of his last three years.

Personal: Born April 3, 1995, in Mequon, Wis. Son of Michael and Linda Stendler. Father was an All-American football player at Concordia University in Wisconsin. Wants to major in marketing. Volunteers with the local hockey rink. Enjoys golfing and bowling. Admires Michael Jordan.



52 CODY SULLIVAN

LB ▶6-0 ▶215 ▶Fr. ▶HS
Chicago, Ill. ▶Loyola Academy

High School: Earned first team all-Chicago Catholic League and all-area honors following his senior season at Loyola Academy. Finished 2012 with 104 tackles, six interceptions, one forced fumble and one fumble recovery. Helped guide the Ramblers to an appearance in the state semi-finals. Earned the team's Coaches Award following his senior season. Served as

a team captain in 2012. Compiled 65 tackles, 35 solo, as a junior at Loyola. Part of the 2011 IHSA Class 8A state runner-up team. Moved onto the varsity squad as a sophomore.

Personal: Born Dec. 13, 1994, in Chicago, Ill. Son of John and Lisa Sullivan. Father played football at Ohio State. Uncle, Mike, played football at Miami. Plans on majoring in business. Volunteers helping with the homeless in uptown Chicago. Admires Ray Lewis.




14 AREGEROS TURNER

WR ▶5-11 ▶170 ▶Fr. ▶HS
Copley, Ohio ▶Copley

High School: Four-time all-area and all-conference honoree during his career at Copley High School. Named the team's MVP and best offensive back each of his four seasons at Copley. Rated as the 11th-best running back and 37th-best prospect in Ohio by Rivals.com. Garnered Army All-American honorable mention accolades following the 2012 campaign. Four-year starter at Copley who played running back,

wide receiver and cornerback. Rushed for 4,742 yards and scored 79 total touchdowns in four seasons with the Indians. Capped off his career at CHS with 1,378 yards rushing and 19 touchdowns on 208 carries, averaging 6.6 yards per carry. Added 17 receptions for 249 yards and two scores in 2012. Earned all-state recognition as a junior. Rushed for 1,236 yards on 145 carries and scored 14 total touchdowns during the 2011 season. Helped lead Copley to the state playoffs and a conference runner-up finish as a sophomore. Gained 1,170 yards and scored 12 touchdowns on 180 carries in 2010. Churned out 958 yards and 10 touchdowns as a freshman with the Indians.

Personal: Born Jan. 10, 1995, in Akron, Ohio. Son of Aregeros and Sandee Turner. Sister, Janae, runs track at California University in Pennsylvania. Wants to major in graphic design. Volunteers with the South Rangers Pee-Wee Football Association and at the Ed Davis Community Center. Enjoys listening to music. Admires Jesse Owens.



35 SHANE WIMANN

TE ▶6-4 ▶225 ▶Fr. ▶HS
Wisconsin Dells, Wis. ▶Wisconsin Dells

High School: Earned all-state, all-area and all-conference honors following his senior season at Wisconsin Dells High School. Named MVP of the South Central Conference following the 2012 campaign. Caught 72 passes for 834 yards and 12 touchdowns at wide receiver in 2012, setting the school record for most receptions in a season. Added 20 carries for 120 yards and one touchdown as a senior. Totaled 107 tackles (55

solo), five pass breakups, four forced fumbles, three fumble recoveries and two blocked kicks at defensive end in 2012. Also handled kicking duties for Wisconsin Dells, converting on 83 percent of his PAT tries and punting 19 times for a 41.0-yard average. Named first team all-conference following his sophomore campaign. Standout forward on the Chiefs' basketball team who earned all-state honors in 2011-12. Two-time basketball player of the year in the South Central Conference. Currently the second-leading scorer in WDHS history. Made the school's honor roll every semester.

Personal: Born Sept. 9, 1994, in Baraboo, Wis. Son of Dean and Karen Wimann. Undecided on a major. Enjoys boating. Aspires to work in law enforcement. Admires Ray Lewis and LeBron James.



SEAN FRAZIER

Associate V.P./Director of Athletics
Alabama ► First Year at NIU

Northern Illinois University President Douglas Baker on Tuesday introduced Sean Frazier, a talented and proven leader whose emphasis on student-athlete academic and athletic success perfectly fits the philosophy Baker has laid out for NIU under his administration, as the Huskies' new Associate Vice-President and Director of

Athletics. Baker called Frazier, "the best athletic director candidate in the country, and someone I am convinced will do great things with us."

Frazier brings vast experience as a Director of Athletics at three institutions and has spent the last six years in senior leadership roles at the University of Wisconsin, serving most recently as Deputy Director of Athletics for the Badgers' 23-sport, \$100 million program. With expertise in fundraising, branding, program and student-athlete development and a national reputation as a leader on diversity, Frazier takes over a Northern Illinois athletics program still riding a wave of momentum generated by the Huskie football team's historic appearance in the 2013 Discover Orange Bowl. Five NIU teams advanced to the finals of the Mid-American Conference Championships in 2012-13 and Huskie teams have won five MAC titles over the last two years.

A former football student-athlete at the University of Alabama, Frazier has 22 years of overall experience as a director of athletics at the NCAA Division I, II and III levels, as an administrator at two Division I universities, as a coach and as a student-athlete.

Baker was enthusiastic about the qualities Frazier will bring to the position as he becomes the 11th permanent athletic director in Northern Illinois history and the first African-American to serve in the role at NIU.

"In Sean Frazier, we have found a personable, honest, passionate, confident, experienced administrator who is committed to NIU and to the success of our student-athletes," Baker said. "He has built facilities, built programs and dealt with tough issues effectively as a director of athletics and as the deputy athletic director at an excellent program. He understands the changing NCAA environment, is a national leader in fostering diversity and brings an inspiring and engaging leadership style that will build bridges with the local community and with our many constituencies."

Frazier believes he and Northern Illinois are a perfect match.

"The fit, for me, was perfect," Frazier said. "When I look at Northern Illinois University and Huskie Athletics, I see a community that reflects who I am as an administrator. Entering the process, I saw a lot of similarities between what is needed to take that next step at NIU, and what I have been able to bring to some of the jobs I've held previously. At Wisconsin I gained the day-to-day, Division I experience, while my decision-making skills were honed there and as athletic director at three different institutions.

"I believe I can bring exactly what is needed to help take the program to the next level. There is excellence here and we need to capture it, capitalize on it and keep the momentum building."

Baker said Frazier will bring the new president's focus on enhancing student career success, providing ethically-inspired leadership and engaging with the local community, into every-day practice in the athletic department. Frazier will also provide his expertise on diversity issues to the greater university community.

Over the last six years at Wisconsin, where he was promoted from associate athletic director to senior associate athletic director in 2009 to deputy director of athletics in 2011, Frazier's duties grew to include managing all day-to-day internal and external operations for Badger Athletics and serving as UW's "Chief of Staff". He was the department's liaison to university administrative units, the school's multimedia rightsholder and to the Big

Ten Conference, as well as the UW Police Department and Campus Recreation Board.

Frazier oversaw all fundraising and advancement activities at UW, including the annual fund, major gifts, suites and club seats, endowments, multimedia rights, ticket operations and alumni affairs. During his tenure at Wisconsin, he served as the administrator for three revenue-producing sports (football, men's basketball and men's ice hockey), providing direct support to the football program that won three consecutive Big Ten Conference Championships.

Frazier played a lead role in raising \$123 million for multiple capital projects at UW, including a \$31 million hockey/swim facility, an \$86 million student-athlete performance center and a \$3.5 million softball indoor practice facility. One of his proudest accomplishments was establishing the Diversity Integration Group (DIG) which brought together all of the department's diversity and inclusion efforts. He is currently completing a term as president of the Minority Opportunities Athletics Association (MOAA).

Prior to Wisconsin, Frazier served as Director of Athletics at Merrimack College in North Andover, Mass. for two years, was the Director of Athletics and Recreation at Clarkson University in Potsdam, N.Y. from 2002-2005 and led the athletics and recreation department at Division III Manhattanville College in Purchase, N.Y. from 1999-2002. His accomplishments in eight years as an athletic director ranged from negotiating television agreements, establishing departmental policies and procedures, re-vamping logos and branding, overseeing facility enhancements, increasing revenue streams by creating fundraising groups, adding sports programs and cultivating successful sports programs.

Frazier began his administrative career at the University of Maine as an assistant football coach in 1995, and was soon tabbed as the athletic department's multicultural affairs liaison, where he created programs aimed at fostering diversity. He was named assistant to the athletic director in 1996 and became assistant athletic director in 1998. In that role, he provided administrative support to Maine's 1999 National Championship men's ice hockey team.

A Long Island, N.Y. native, he played four years of college football at the University of Alabama from 1987-91 and was a member of the 1989 SEC Championship team. He has written numerous papers, presented on topics of diversity, leadership and hiring at national meetings and served on NCAA committees. Frazier earned his bachelor's degree in communication from Alabama, has a master's degree in higher education/educational leadership from the University of Maine and is pursuing a doctorate in educational leadership and policy analysis from Wisconsin. He and his wife, Rosa, have three children, daughters Marina (11) and Marcella (4) and son Maximo (9).



Sean Frazier was named NIU's 11th Director of Athletics on July 16, 2013. Frazier comes to NIU after spending six years at the University of Wisconsin.



Rod Carey

Rod Carey, who has spent the last two seasons on the coaching staff of the most successful teams ever at Northern Illinois University, was named the 22nd head football coach in school history on Dec. 2, 2012. The 41-year old Carey was promoted after serving as NIU's offensive coordinator during most of the 2012 season.

Moments after Carey was introduced to the Huskie team as the new head coach, Northern Illinois made history as the first Mid-American Conference team invited to play in a Bowl Championship Series (BCS) bowl game.

"Every opportunity Rod has had to step up and make a difference in our program, he has done it," said NIU Associate Vice-President and Director of Athletics Jeff Compher. "Whether developing a young, untested offensive line or stepping in as the offensive coordinator and play-caller in the second game of the season, he has responded with poise and professionalism. I'm confident he will do that again as our head coach."



Rod Carey make his Northern Illinois University head coaching debut in the 2013 Discover Orange Bowl. Carey was named NIU's 22nd head coach Dec. 2, 2012.

About Carey

COACHING EXPERIENCE

2011-	Northern Illinois
	• Head Coach^ (2012)
	• Offensive Coordinator* (2012)
	• Offensive Line/Run Game Coord. (2012)
	• Offensive Line (2011)
2008-10	North Dakota (Offensive Line)
2007	Illinois State (Offensive Line)
2000-06	Wisconsin-Stout (Off. Coord./Off. Line)
1998-99	Minnesota (Graduate Assistant)

POSTSEASON EXPERIENCE

2013	Orange Bowl (NIU Head Coach)
2012	GoDaddy.com Bowl (NIU, Offensive Line)
2000	NCAA D-III Playoffs (UW-Stout, Off. Coord./Off. Line)
1999	Sun Bowl (Minnesota Graduate Assistant)
1993	Independence Bowl (Indiana, Player)
1991	Copper Bowl (Indiana, Player)
1990	Peach Bowl (Indiana, Player)

PLAYING EXPERIENCE

1989-93	Indiana (Center)
---------	------------------

EDUCATION

College	B.A., Indiana, 1993
---------	---------------------

PERSONAL

Birthdate	July 24, 1971
Birthplace	Madison, Wis.
Hometown	Wayzata, Minn.
Family	Wife, Tonya, daughter Kennedi (8) and son Charlie (6).

^ – Named NIU's 22nd head football coach Dec. 2, 2012

* – Assumed offensive coordinator duties Sept. 2, 2012

"What we need in our program is consistency and stability, and I believe that Rod brings that. This will allow us to stay on our current trajectory as a nationally-prominent program."

Carey spent his first two seasons at Northern Illinois helping guide two of the most prolific offenses in school history as the Huskies won back-to-back MAC championships and 11-or-more games each year.

"Obviously I am excited about the opportunity, and thankful to Dr. Peters, Jeff Compher and [former NIU Head Coach] Dave Doeren," said Carey. "When you have a program like this, it's not about what you can change; it's about what you can keep. We've got great players and we want to keep this ball rolling."

The 2012 season presented Carey, who added run game coordinator to his duties as offensive line coach at the beginning of the season, with one of the biggest challenges of his coaching career. Already faced with replacing five starters on the offensive line Carey assumed offensive coordinator duties after the first game of the year when Mike Dunbar left the team for health reasons.

Under Carey's leadership, the offensive line has helped power a rushing attack that ranks ninth in the nation. Sophomore Tyler Loos earned All-MAC Second Team honors for an offensive front that does not feature a senior. With Carey guiding the Huskie offense, Heisman Trophy candidate Jordan Lynch has gained an FBS best 4,733 yards of offense and 1,771 yards rushing, also an FBS best.

A graduate of Indiana University, Carey led a veteran offensive line unit in his first season at NIU. The Huskies' five returning starters helped clear the way for a record-setting year by the NIU offense in 2011 and the Huskies' first Mid-American Conference Championship in 28 years. The Huskie front five allowed just 12 sacks on the season a year ago.

Carey mentored two All-Americans and three all-conference selections in 2011. Center Scott Wedige and left tackle Trevor Olson were named All-Americans by CBSSports.com and Phil Steele's magazine, respectively.

A three-year starter at center for Indiana during his collegiate playing days, Carey served as a team captain and won IU's Corby Davis Outstanding Offensive Player Award as a senior, playing for

former Northern Illinois head coach Bill Mallory. He earned his bachelor's degree from Indiana in 1994.

"Rod played for me and I had the greatest respect for him," said Mallory. "He had everything you want to see in a person and in a coach.

"He is a quality person, a great character individual, a good people person and a caring individual, the qualities you like to see in a person and in a coach. He is very focused, he is a competitor, he knows his football and has an excellent coaching background. He understands Northern and I think he will do an excellent job."

Carey joined the Huskies after three seasons coaching the offensive line at the University of North Dakota. His line paved the way for UND 1,000-yard rusher Josh Murray (1,146 yards) in 2008 and for the No. 2 running back in the Great West Conference a year later. The Fighting Sioux also passed for 2,000 yards in 2009. Five of Carey's offensive linemen earned GWC all-conference honors in his last three seasons.

Prior to going to North Dakota, Carey spent the 2007 season as the offensive line coach at Illinois State. His Redbird offensive line featured three players that received professional football opportunities.

From 2000-06, Carey served on the coaching staff at the University of Wisconsin-Stout, where he was the offensive coordinator and offensive line coach. His offensive units averaged nearly 400 yards per game during his seven seasons and set 14 records, including the all-time conference rushing record. He coached Blue Devils' offensive lineman Ben Knepper, one of the most decorated players ever at UW-Stout, to multiple All-American and all-conference honors. In all,



The Carey Family: Kennedy, Rod, Tonya and Charlie

Carey coached 26 all-conference selections and seven All-Americans during his time at UW-Stout.

A native of Wayzata, Minn., Carey began his collegiate coaching career at the University of Minnesota (1998-99) where he helped the Gophers to their first bowl game in over a decade with a trip to the 1999 Sun Bowl. Prior to UM, he spent four seasons in the high school ranks at his alma mater, Wayzata (Minn.) High School, from 1994-97.

Carey and his wife Tonya have two children, daughter Kennedy (8) and son Charlie (6).

CAREY'S COACHING RECORD

Year	School	W-L-T	Postseason	Responsibilities
1998	Minnesota	5-6-0	None	Graduate Assistant
1999	Minnesota	8-4-0	Sun Bowl	Graduate Assistant
Minnesota Totals (2 seasons)		13-10-0	One Bowl Appearance	
2000	Wisconsin-Stout	10-1-0	NCAA Playoffs	Offensive Coord./Offensive Line
2001	Wisconsin-Stout	6-3-0	None	Offensive Coord./Offensive Line
2002	Wisconsin-Stout	7-3-0	None	Offensive Coord./Offensive Line
2003	Wisconsin-Stout	6-4-0	None	Offensive Coord./Offensive Line
2004	Wisconsin-Stout	5-4-0	None	Offensive Coord./Offensive Line
2005	Wisconsin-Stout	6-4-0	None	Offensive Coord./Offensive Line
2006	Wisconsin-Stout	3-7-0	None	Offensive Coord./Offensive Line
Wisconsin-Stout Totals (7 seasons)		43-26-0	One Playoff Appearance	
2007	Illinois State	4-7-0	None	Offensive Line
Illinois State Totals (1 season)		4-7-0		
2008	North Dakota	6-4-0	None	Offensive Line
2009	North Dakota	6-5-0	None	Offensive Line
2010	North Dakota	3-8-0	None	Offensive Line
North Dakota Totals (4 seasons)		19-29-0		
2011	Northern Illinois	11-3-0	MAC Championship, GoDaddy.com Bowl	Offensive Line
2012	Northern Illinois	12-2-0	MAC Championship, Orange Bowl	Off. Line/Run Game Coord./Off. Coord./Head Coach
Northern Illinois Totals (2 seasons)		49-15-0	Two MAC Championships, 2 Bowl Appearances	
CAREER TOTALS (16 seasons)		128-87 (.595)	Two MAC Championships, Three Bowl Games, One Playoff Appearance	

BOB COLE

**Offensive Coordinator►Quarterbacks
Widener (1982) ►Third Season at NIU**



An experienced offensive coach who has served as offensive coordinator at six different universities, Bob Cole adds offensive coordinator to his quarterback coaching responsibilities as he begins his third season with Northern Illinois.

After working with the wide receivers in his first year at NIU, Cole returned to lead the position group he has worked with the most over the years, tutoring the Huskie quarterbacks in 2012. Under his tutelage, quarterback Jordan Lynch, who finished seventh in the 2012 Heisman voting, turned in a record-setting season last year, becoming the first NCAA player to pass for 3,000 yards and rush for 1,500 yards. The 2012 Mid-American Conference MVP tallied 353.8 yards of total offense and led the nation with 12 rushing touchdowns.

Cole has helped guide one of the most productive offenses in Northern Illinois history. In 2011, NIU set the single season mark for passing yards with 3,386. Last year, the Huskies surpassed the school record for points in a season, which was set in 2011, tallying 540 points.

Under Cole's guidance in 2011, the Huskies developed one of the most consistent and deep receiving corps in NIU history, contributing to a record-setting offensive season and the 2011 Mid-American Conference Championship. A trio of Northern Illinois receivers, Martel Moore, Nathan Palmer and Perez Ashford tied for the team lead with 47 receptions, while Moore's 747 yards was a team best.

Cole is a 25-year collegiate coaching veteran who has made stops at seven colleges and two high schools in his career. Prior to spending

the 2009 campaign at Western Kentucky where he served as quarterbacks coach, Cole was the offensive coordinator and quarterbacks coach at the University of Wyoming in 2008. He went to Wyoming after three seasons (2005-07) in the same role at Florida A&M University, where Rattlers' quarterback Albert Chester led the Mid-Eastern Athletic Conference in passing and total offense in 2006.

A native of Whitehall, Pa., Cole led a successful offense as coordinator at Utah State from 2000-04. Under his direction, the 2002 Aggies ranked seventh in the nation in passing offense, while quarterback Jose Fuentes was ninth

in the country in total offense and Kevin Curtis was sixth in receiving yards. The previous year, Cole's USU offense ranked 13th in the NCAA in passing behind Fuentes and Curtis, who led the nation in receptions (9.09/game) and was third in receiving yards. In his first season at Utah State, the Aggies were 21st in the nation in passing offense, while running back Emmett White Jr. led the nation in all-purpose yards.

As offensive coordinator at Montana in 1999, the Grizzlies reached the NCAA I-AA (now FCS) playoffs and Cole's offense ranked second among all NCAA Division I-AA teams in total offense (517.4 yards per game), scoring offense (46.4 points per game) and passing offense (370.0 yards per game). Quarterback Drew Miller led the nation in passing efficiency with a quarterback rating of 168.6, marking the second consecutive season that Cole coached the nation's passing efficiency leader. Miller also ranked second in the nation with an average of 346.1 passing yards per game.

Cole spent six seasons (1993-98) at Portland State as offensive coordinator and quarterbacks coach. During his tenure, PSU ranked in the top 10 in the nation in total offense three times - in 1994, 1995 and 1998. Vikings' quarterback Jimmy Blanchard led the nation in passing efficiency in 1998.

Cole has been a college coach since 1988, when he began his career as the offensive coordinator and quarterbacks' coach at Sonoma State University in California, where he coached for five years (1988-92).

A 1982 graduate of Widener University in Chester, Pa., Cole was a three-year starter (1979-81) at quarterback for the Pioneers and led Widener to the 1981 NCAA Division III National Championship. Widener went 35-2 and advanced to the Division III Playoffs in all three of his years as the starting signal-caller.

Cole and his wife Kathy have two children, daughter Zoe and son Bobby.

JAY NIEMANN

**Defensive Coordinator►Safeties
Iowa State (1983) ►Third Season at NIU**



Veteran defensive coordinator Jay Niemann returns for his third season running the Northern Illinois University defense.

In 2012, the NIU defense held five opponents to nine points or less, including a shutout of UMass en route to a second straight Mid-American Conference title and a berth in the

2013 Orange Bowl. The Huskie defensive unit totaled 40 sacks in 2012, second all-time in NIU history, with defensive end Alan Baxter leading the way with 9.5 which ties him for sixth on NIU's single season list.

Niemann, who also coaches the safeties, mentored first-team All-MAC honoree Jimmie Ward. Ward led the Huskies in tackles with 104 stops and in interceptions with three in 2012. Two other Huskies, Baxter and Sean Progar, earned first team All-MAC accolades, while Tyrone Clark garnered second team honors.

In his first season in DeKalb, Niemann took over a young Huskie defense and watched it mature as the 2011 campaign progressed. In its first four games, Northern Illinois faced a pair of option teams and a top-10 opponent from the Big Ten; by week six, the Huskies turned in their best defensive game of the season statistically, holding Kent State to one yard rushing and 64 yards of total offense.

The Huskies' best defensive effort came at a most opportune time - the 2011 MAC Championship game. After the Huskie offense was shut out in the first half, and NIU facing a 20-0 halftime deficit, the NIU defense flipped the script on Ohio in the second half, keeping the Bobcats off the scoreboard en route to a 23-20 win and the school's first MAC football title in 28 years.

Niemann came to Northern Illinois after spending three seasons as co-defensive coordinator and secondary coach at Hardin Simmons University in Texas. During his tenure with the Cowboys, Niemann helped

About Cole

COACHING EXPERIENCE

2011-	Northern Illinois
	• Off. Coordinator/QBs (2013)
	• Quarterbacks (2012)
	• Wide Receivers (2011)
2009-10	Western Kentucky (Quarterbacks)
2008	Wyoming (Off. Coord./QBs)
2004-07	Florida A&M (Off. Coord./QBs)
2000-04	Utah State (Offensive Coordinator)
1999-2000	Montana (Offensive Coordinator)
1993-99	Portland State (Off. Coord./QBs)
1988-93	Sonoma State (Off. Coord./QBs)
1985-88	San Leandro H.S. (Head Coach)
1988-93	Moreau H.S. (Assistant Coach)

POSTSEASON EXPERIENCE

2013	Orange Bowl (NIU, Quarterbacks)
2012	GoDaddy.com Bowl (NIU, Wide Receivers)
2000	FCS National Finals (Montana, Off. Coord.)
1999	FCS Playoffs (Montana, Off. Coord.)
1993-95	Division II Playoffs (PSU, Off. Coord./QBs)
1979-81	Division III Playoffs (Widener, Player)

PLAYING EXPERIENCE

1979-81	Widener (Quarterback)
---------	-----------------------

EDUCATION

College	B.S., Widener, 1982
---------	---------------------

PERSONAL

Birthdate	Sept. 26, 1959
Birthplace	Allentown, Pa.
Hometown	Whitehall, Pa.
Family	Wife, Kathy, daughter Zoe (15) and son Bobby (14).

About Niemann

COACHING EXPERIENCE

2011-	Northern Illinois (Def. Coord./Safeties)
2008-10	Hardin-Simmons (Co-Defensive Coord./DBs)
2002-07	Simpson (Head Coach)
1997-2001	Northern Iowa
	• Def. Coord./LBs (1999-2000)
	• Linebackers (1998)
	• Defensive Backs (1997, 2001)
1989-96	Drake
	• Def. Coord./Asst. Head Coach (1995-96)
	• Def. Backs (1994-95)
1986-88	Washington (Grad. Assistant)
1985	Western Washington (LBs/Special Teams)

POSTSEASON EXPERIENCE

2013	Orange Bowl (NIU, Def. Coord./Safeties)
2012	GoDaddy.com Bowl (NIU, Def. Coord./Safeties)
2008	Division III Playoffs (HSU, Def. Coord./DBs)
2003	Division III Playoffs (Simpson, Head Coach)
2001	FCS National Semi-finalists (UNI, DBs)
1987	Independence Bowl (Washington, GA)
1986	Sun Bowl (Washington, GA)

PLAYING EXPERIENCE

1979-82	Iowa State
---------	------------

EDUCATION

College	B.S., Iowa State, 1983
	M.A., Western Washington, 1988
High School	Avo-Ha Community, 1979

PERSONAL

Birthdate	Nov. 27, 1960
Birthplace	Harlan, Iowa
Hometown	Avoca, Iowa
Family	Wife, LouAnn, sons Ben (18) and Nick (15)

turn a defense that ranked last in the nation prior to his arrival into the No. 2 unit in the American Southwest Conference in 2009. He coached free safety Matt Warnish to All-American honors in 2008 and saw three of his defensive backs earn all-conference accolades from 2009-10.

A native of Avoca, Iowa, Niemann spent much of his 26-year coaching career in his home state, with stops at Simpson (Iowa) College, the University of Northern Iowa and Drake University.

N i e m a n n

compiled a 32-29 record in his six seasons as head coach at Simpson (2002-07). He led the Storm to the 2003 NCAA playoffs while also serving as defensive coordinator and defensive backs coach.

Niemann coached the secondary coach (1997, 2001), linebackers (1998-99) and filled the role of defensive coordinator (1999-2000) during his five seasons at Northern Iowa (1997-2001). The Panthers advanced to the semifinals of the 2001 NCAA Football Championship Subdivision (then Division I-AA) playoffs, falling to a Montana staff that included NIU head coach Dave Doeren. One of Niemann's UNI pupils, cornerback Ty Talton, went on to play in the NFL.

Prior to his arrival at UNI, Niemann spent eight seasons at Drake. After serving as the defensive backs coach from 1989-94, he was promoted to defensive coordinator/assistant head coach in 1995. In his final three seasons, the Bulldog defense ranked in the top 10 nationally in scoring defense, pass efficiency defense and total defense. He hired Doeren, a 1993 Drake graduate, as his linebackers coach in 1995 and the duo worked together for two seasons.

Niemann began his coaching career in 1985 at Western Washington where he coached the linebackers and special teams units while pursuing his master's degree. He accepted the graduate assistant position at the University of Washington, working with the Huskies linebackers and defensive backs from 1986-88, and coached under UW legends Don James and Jim Lambright.

A graduate of Iowa State, Niemann played football for the Cyclones from 1979-82. He earned his master's degree from Western Washington in 1988. Niemann and his wife, Lou Ann, have two sons, Ben and Nick.



KELTON COPELAND

Running Backs

Emporia State (2003) ► First Season at NIU

Kelton Copeland, a Miami, Fla. native whose football playing and coaching career has led him to Michigan, Kansas, South Dakota and now Illinois, enters his first season as running backs coach on the Northern Illinois coaching staff.

Copeland, a three-year starter at quarterback at Emporia State (Kan.) University who left the school

ranked third all-time in total offense and fourth in passing yards, comes to NIU after two seasons at the University of South Dakota, where he tutored the Coyotes' wide receivers in 2011 and 2012.

Prior to South Dakota, Copeland spent four seasons on the coaching staff at Coffeyville Community College in Kansas, where he began as the secondary coach before moving to wide receivers for three seasons. He was named offensive coordinator and quarterbacks coach at Coffeyville in spring 2011

before taking the South Dakota in July. Coffeyville advanced to the Region IV Playoffs three times (2007, 2009, 2010) during Copeland's time at the school and boasted one of the top offenses in the Jayhawk Conference in his final year there.

He spent the 2006 season at Northwood University in Michigan where he coached safeties and nickel backs. The Timberwolves advanced to the NCAA Division II Playoffs that season. Copeland started

his coaching career at his alma mater, Emporia State, in 2003 as a graduate assistant working with the linebackers. He moved to the offensive side of the ball the next spring and moved into a full-time role as wide receivers coach in 2004 and 2005. While at Emporia State, he also fulfilled duties as an assistant strength and conditioning coach.

As a player at Emporia State from 1999-2002, Copeland served as team captain for three seasons. As a senior in 2002, he set the school records for most rushing yards by a quarterback in a career and in a season. He led the Hornets in total offense in 2000 and 2001.

A product of Miami Southridge High School, Copeland earned his bachelor's degree from Emporia State in 2003. He is married to the former Bridgette Eldridge and the couple has two daughters, Marlea (2) and Devyn (1).

About Copeland

COACHING EXPERIENCE

2013-	Northern Illinois (Running Backs)
2011-12	South Dakota St. (Wide Receivers)
2007-10	Coffeyville C.C.
	• Wide Receivers (2008-10)
	• Secondary (2007)
2006	Northwood (Safeties)
2003-05	Emporia St.
	• Graduate Assistant

POSTSEASON EXPERIENCE

2010	Region IV Playoffs (Coffeyville C.C., WRs)
2009	Region IV Playoffs (Coffeyville C.C., WRs)
2007	Region IV Playoffs (Coffeyville C.C., DBs)
2006	Division III Playoffs (Northwood, Safeties)

PLAYING EXPERIENCE

1999-2002	Emporia State (Quarterback)
-----------	-----------------------------

EDUCATION

College	B.S., Emporia State, 2003
High School	Miami Southridge, 1998

PERSONAL

Birthdate	June 9, 1980
Birthplace	Miami, Fla.
Hometown	Miami, Fla.
Family	Wife, Bridgette, daughters Marlea (3) and Devyn (1)

HUSKIE ASSISTANT COACHES



BRETT DIERSEN

**Defensive Line ► Recruiting Coordinator
Huron (1998) ► First Season at NIU**

Brett Diersen, a defensive line coach with extensive Midwest ties, enters his first season as defensive line coach at Northern Illinois University in 2013.

Diersen spent the 2012 season at Florida Atlantic University where he coached the Owls' defensive line and served as special teams coordinator

under head coach Carl Pelini. In 2011, he was the defensive ends coach and recruiting coordinator at Indiana after spending the 2008-10 seasons on the University of Nebraska coaching staff, where he assisted with the defensive line and special teams.

The connection between Carey and Diersen dates back to the 2000 season, when Carey took over as offensive coordinator and offensive line coach at Wisconsin-Stout, where Diersen was a graduate assistant on a Blue Devils team that went into the Division III playoffs undefeated. After coaching the defensive line, outside linebackers and special teams at the University of Dubuque from 2001-03, Diersen returned to UW-Stout as defensive coordinator in 2004 and was reunited with Carey. The two remained with the Blue Devils through 2006.

Diersen spent the 2007 campaign as defensive line coach at Minnesota State-Mankato before going to Nebraska the next season. He was on the Cornhuskers' defensive staff for three seasons and Nebraska ranked in the Top 10 nationally in pass efficiency defense, passing defense and scoring defense in 2010 and led the nation in scoring, pass efficiency and red zone defense in 2009 behind Suh, who was named the Associated Press National Player of the Year and won the Bronko Nagurski, Rotary Lombardi, Outland and Chuck Bednarik awards.

The Appleton, Wis. native spent the 2011 season as recruiting coordinator and defensive ends coach at Indiana before re-joining Pelini's staff at Florida Atlantic in 2012.

As a player, Diersen was a three-time all-conference defensive end at Huron (S.D.) University from 1994-98, where he earned his bachelor's degree in 1998. He added a master's degree in education from UW-Stout in 2005.

Diersen and his wife, Jenna, welcomed son Brody in August 2013.

About Diersen

COACHING EXPERIENCE

2013-	Northern Illinois (Defensive Line)
2012	Florida Atlantic (DL/Special Teams)
2011	Indiana (Recruiting Coord./DE)
2008-10	Nebraska (Intern/DL & Special Teams)
2007	Minn. St.-Mankato (Defensive Line)
2004-06	Wisconsin-Stout (Def. Coord./DL/DB)
2001-03	Dubuque (DL/OLB/Special Teams)
1998-2000	Wisconsin-Stout (Graduate Assistant)

POSTSEASON EXPERIENCE

2010	Holiday Bowl (Nebraska, Intern)
2009	Holiday Bowl (Nebraska, Intern)
2009	Gator Bowl (Nebraska, Intern)
2000	Division III Playoffs (Wisconsin-Stout, GA)

PLAYING EXPERIENCE

1994-98	Huron (S.D.) (Defensive End)
---------	------------------------------

EDUCATION

College	B.S., Huron (S.D.), 1998 M.S., Wisconsin-Stout, 2004
High School	Fox Valley Lutheran, 1994

PERSONAL

Birthdate	June 6, 1976
Birthplace	Appleton, Wis.
Hometown	Appleton, Wis.
Family	Wife, Jenna, infant son, Brody



KEVIN KANE

**Linebackers ► Special Teams Coordinator
Kansas (2006) ► Third Season at NIU**

Kevin Kane returns for his third season on the Northern Illinois coaching staff and his second season coaching the linebacker corps.

A standout linebacker at the University of Kansas, Kane returned to the defensive side of the ball to coach the Huskie linebackers in 2012 after working with the Huskies' tight ends and

fullbacks in 2011. NIU backers intercepted three passes and tallied 244 tackles in 2012. Kane mentored Tyrone Clark to a second team All-MAC selection.

In his first season at NIU, Kane worked with a group of young tight ends and a veteran corps of fullbacks who were part of an explosive offensive attack for the Huskies in 2011. NIU averaged 476 yards of total offense and 38.3 points a game en route to its first Mid-American Conference championship in 28 years.

Kane came to NIU after working on the football staff at the University of Wisconsin from 2008-10 where he was a graduate assistant for the 2008 and 2009

seasons before serving as the Quality Control Assistant for the UW defense in 2010. He earned a masters degree in education from Wisconsin in 2010.

Prior to going to Wisconsin, the Kansas City, Mo. native was a graduate assistant coach at his alma mater for two seasons; he was part of the KU coaching staff that led the Jayhawks to the 2008 Orange Bowl Championship. Kane earned a bachelor of general studies in communication studies from KU in 2006.

As a KU linebacker tutored by current Huskies' head coach Dave Doeren, Kane earned honorable mention All-Big 12 accolades from the Associated Press following both his junior and senior seasons and was a three-time Academic All-Big 12 honoree. He won KU's Nolan Cromwell Award for Leadership following his junior year and served as a team captain as a senior. He also won a state championship as a high school junior at Rockhurst High School in Missouri.

He and his wife, Theresa, have a one-year-old son, Jack.

About Kane

COACHING EXPERIENCE

2011-	Northern Illinois • Linebackers (2012-) • Tight Ends/Fullbacks (2011)
2008-10	Wisconsin • Quality Control (2010) • Graduate Assistant (2008-09)
2006-07	Kansas (Student Assistant)

POSTSEASON EXPERIENCE

2013	Orange Bowl (NIU, Linebackers)
2012	GoDaddy.com Bowl (NIU, Tight Ends/FBs)
2011	Rose Bowl (Wisconsin, Graduate Assistant)
2009	Champs Sports Bowl (Wisconsin, GA)
2008	Champs Sports Bowl (Wisconsin, GA)
2008	Orange Bowl (Kansas, Student Assistant)
2005	Fort Worth Bowl (Kansas, Player)
2003	Tangerine Bowl (Kansas, Player)

PLAYING EXPERIENCE

2002-05	Kansas (Linebacker)
---------	---------------------

EDUCATION

College	B.S., Kansas, 2006 M.S., Wisconsin, 2010
High School	Rockhurst, 2002

PERSONAL

Birthdate	Dec. 18, 1983
Birthplace	Kansas City, Mo.
Hometown	Kansas City, Mo.
Family	Wife, Theresa, son Jack (1)

HUSKIE ASSISTANT COACHES



TIM POLASEK

Fullbacks & Tight Ends

Concordia (WI) (2002) ► First Season at NIU

Tim Polasek, who helped coach North Dakota State to back-to-back national championships and three playoff appearances in the last three seasons, enters his first season as Northern Illinois' tight ends and fullbacks coach.

Polasek has spent the past seven seasons at NDSU, where he was also the special teams coordinator for the last three years. The Bison won NCAA Football Championship Subdivision (FCS) titles in both 2011 and 2012, and advanced to the quarterfinals in 2010. North Dakota State won the 2012 championship game 39-13, over Sam Houston State to finish 14-1 for the second straight season.

In 2012, North Dakota State ranked 21st in the country in rushing offense (FCS) and had two players rush for over 1,000 yards for the second straight season.

Prior to taking over as tight ends/fullbacks coach, Polasek served as running backs coach for the Bison from 2007-2009, where he helped North Dakota State continue a tradition of 1,000-yard rushers that now dates back 10 seasons. NDSU backs Tyler Roehl, Pat Paschall, and D.J. McNorton were added to that list under Polasek's watch, with Paschall leading the FCS in rushing in 2009 to earn All-America honors.

Polasek began his coaching career at Division III Wisconsin-Stevens Point, where he served as an assistant coach for three seasons. The Iola, Wis. native held several roles for the Pointers, where he coached wide receivers and tight ends (2003-04), defensive backs (2005) and even quarterbacks (spring 2003), as well as coordinating the special teams (2004-05) and the passing game (2003-04).

Polasek said he is looking forward to taking the next step in his career with one of the Midwest's winningest FBS programs.

Polasek played quarterback at Concordia (Wis.) University, where he set many of the school's passing records. He set Concordia single game, single season and career records for touchdown passes, passing yards, completions and completion percentage. He was named the 2000 Badger-Illini Conference Player of the Year and was a three-time

About Polasek

COACHING EXPERIENCE

2013-	Northern Illinois (Tight Ends/Fullbacks)
2006-12	North Dakota State
	• TEs/FBs/Special Teams (2011-12)
	• Running Backs/Special Teams (2010)
	• Running Backs (2007-09)
	• Graduate Assistant (2006)
2003-05	Wisconsin-Stevens Point
	• Defensive Backs/Special Teams (2005)
	• WRs/TEs/Passing Game Coord. Special Teams (2004)
	• Wide Receivers/Tight Ends/Passing Game Coord. (2003)

POSTSEASON EXPERIENCE

2012	FCS National Champions (NDSU, TEs/FBs/ST)
2011	FCS National Champions (NDSU, TEs/FBs/ST)
2010	FCS Playoffs (NDSU, RBs/Special Teams)

PLAYING EXPERIENCE

1998-2001	Concordia (Wis.) (Quarterback)
-----------	--------------------------------

EDUCATION

College	B.S., Concordia (Wis.), 2002
	M.S., Wisconsin-Stevens Point, 2005
High School	Iola-Scandinavia, 1997

PERSONAL

Birthdate	Aug. 18, 1979
Birthplace	Iola, Wis.
Hometown	Iola, Wis.
Family	Fiancée, Jill Hanson

all-conference selection, earning first team honors in 2000 and 2001.

He earned his bachelor's degree in physical education from Concordia in 2002 and a master's degree from Wisconsin-Stevens Point in 2005.



KELVIN SIGLER

Cornerbacks

Alabama (2001) ► First Season at NIU

Kelvin Sigler, a former head coach at Blount High School in Mobile, Ala. who spent the 2012 season as a member of the University of Alabama football staff, enters his first season as the Huskies' cornerbacks coach.

A defensive back at Alabama from 1995-98, Sigler returned to his alma mater for the 2012 season as a defensive analyst for the national championship winning Crimson Tide.

He went to Alabama after four seasons as head coach at Blount High School in Mobile, Ala., where he compiled a 27-18 record and led the Leopards to four straight playoff berths. In 2011, Blount went 10-2 and advanced to the second round of the Class 6A Playoffs in Sigler's final season as head coach to post the school's first 10-win season since 1998.

Prior to taking over as head coach at Blount High School, Sigler served as defensive coordinator at Bob Jones High School in Madison, Ala. from 2004-

08, and as an assistant coach and head track and field coach at Greensboro (Ala.) High School from 2002-04. Seven of Sigler's high school defensive backs earned college football scholarships.

In four seasons as a defensive back at Alabama, Sigler made six career interceptions and led the team in tackles his junior season. He was selected as one of five permanent team captains in 1998.

About Sigler

COACHING EXPERIENCE

2013-	Northern Illinois (Cornerbacks)
2012	Alabama (Defensive Staff)
2008-11	Blount H.S. (Head Coach)
2004-07	Bob Jones H.S. (Defensive Coord.)
2002-03	Greensboro H.S. (Assistant Coach)

POSTSEASON EXPERIENCE

2012	BCS National Championship (Alabama, Def. Staff)
2008-10	Alabama 6A Playoffs (Blount H.S., Head Coach)
2005-07	Alabama 6A Playoffs (Bob Jones H.S., Def. Coord.)
2003-04	Alabama 6A Playoffs (Greensboro H.S., Asst.)
1998	Music City Bowl (Alabama, Player)
1997	Outback Bowl (Alabama, Player)

PLAYING EXPERIENCE

1995-1998	Alabama (Cornerback)
-----------	----------------------

EDUCATION

College	B.S., Alabama, 2001
High School	Shaw, 1995

PERSONAL

Birthdate	June 20, 1976
Birthplace	Mobile, Ala.
Hometown	Mobile, Ala.
Family	Wife, Gemini, sons Yessman Green (11), Aubre Hunter (9), Kelvin Sigler Jr. (5), Kelsie Sigler (3)

HUSKIE ASSISTANT COACHES



JOE TRIPODI

Offensive Line
Northwestern (2006) ► Fourth Season at NIU

Joe Tripodi returns for his fourth season as a member of the Northern Illinois coaching staff taking over as offensive line coach in 2013.

Tripodi spent the last three seasons as a graduate assistant on the NIU coaching staff, serving as tight ends and fullbacks coach during NIU's 2012 MAC Championship season. The longest tenured

coach on staff, he spent his first two seasons at NIU working with the offensive line and served as the offensive line coach in the Huskies' 40-17 victory Fresno State in the 2010 Humanitarian Bowl. During his career at NIU, Tripodi has been a part of a staff that has produced some of the most prolific offenses in NIU history.

The 2010 Huskies hold the school record for most rushing touchdowns in a season and yards per carry average. In 2011, NIU set the single season mark for passing yards. Last year, the Huskies surpassed the school record for points in a season.

Tripodi came to NIU from his hometown of Chelsea, Mich.

where he served as defensive line coach for Chelsea High School in 2008 and 2009.

Tripodi was Northwestern's starting left guard in 2005 and 2006 and was a co-recipient of the 2006 Randy Walker Wildcat Award, given for work ethic, toughness and warrior attitude. He was part of the offensive line that played a key role in Northwestern's record-setting offensive season in 2005.

Tripodi earned all-state honors in both football and track and field at Chelsea High School and was one of six finalists for the Michigan High School Athlete of the Year honor as a senior. The three-time all-conference and two-time all-area selection in football also won back-to-back state titles in the shot put. His football team went 30-4 in his three years as a starter.

He graduated from Northwestern in 2006 with a bachelor's degree in communications and is pursuing his graduate degree in adult and higher education at NIU. Tripodi is married to the former Rachel Munoz and the two have a daughter Emma.

About Tripodi

COACHING EXPERIENCE

- 2010- Northern Illinois
 • Offensive Line (2013-)
 • Tight Ends/Fullbacks (2012)
 • Graduate Assistant (2010-11)
 2008-09 Chelsea H.S. (Defensive Line)
 2003-05 Wisconsin-Stevens Point
 • Defensive Backs/Special Teams (2005)
 • WRs/TEs/Passing Game Coord.
 Special Teams (2004)
 • Wide Receivers/Tight Ends/Passing Game Coord. (2003)

POSTSEASON EXPERIENCE

- 2013 Orange Bowl (NIU, Offensive Line)
 2012 GoDaddy.com Bowl (NIU, Graduate Assistant)
 2010 Humanitarian Bowl (NIU, Interim Off. Line)
 2008-09 Michigan Division 3 Playoffs (Chelsea H.S., DL)
 2005 Sun Bowl (Northwestern, Player)
 2003 Motor City Bowl (Northwestern, Player)

PLAYING EXPERIENCE

- 2002-2006 Northwestern (Offensive Line)

EDUCATION

- College** B.S., Northwestern, 2006
High School Chelsea, 2002

PERSONAL

- Birthdate** March 4, 1984
Birthplace Chelsea, Mich.
Hometown Ann Arbor, Mich.
Family Wife, Rachel, daughter Emma (1)



THAD WARD

Wide Receivers
Central Florida (2001) ► First Season at NIU

Thad Ward enters his first season as wide receiver coach at Northern Illinois University.

At Western Michigan in 2012, Ward developed Broncos' freshman Jaime Wilson into the team's leading receiver en route to MAC Freshman of the Year honors. Wilson caught 67 passes for 792 yards and six touchdowns while averaging nearly

80 receiving yards per game.

Ward went to WMU after one season at Gardner-Webb where he served as passing game coordinator in addition to coaching wide receivers. Prior to that, he spent six seasons as running backs coach at Western Illinois University. The Leathernecks had a 1,000-yard rusher in each of his six seasons, and the 2010 WIU offense ranked second in the Football Championship Subdivision (FCS) in points per game and was third in yards per game. In May 2009, Ward participated in the NCAA Football Coaches Academy, and the NFL's Minority Internship Program, where he worked with the Baltimore Ravens.

At WIU, Ward helped tutor Herb Donaldson, who led Division I in rushing and scoring in 2008 en route to becoming the school's all-time leader and the Missouri Valley Football Conference Offensive Player of the Year. Donaldson twice gained over 300 yards in a game and averaged 149 rushing yards per game, fifth in the country.

Ward began his coaching career as a graduate assistant at Florida A&M University in 2002, then spent the 2003 and 2004 seasons in the high school ranks at Tallahassee (Fla.) Rickards High School, where he coached wide receivers and defensive backs in 2003 and served for a time as interim head coach in 2004.

As a player, Ward spent three seasons at UCF, where he caught 43 passes for 446 yards as a senior while averaging 40.5 receiving yards per game. He joined the Knights' program after playing one year at Coffeyville Community College, where he was an All-Jayhawk Conference selection in 1998 as a redshirt freshman.

The Tallahassee, Fla. native was an all-state receiver at Godby High School as a senior. He and his wife, Jocelyn have two daughters, Jayda and Journie, and a son, Thaddaeus, Jr.

About Ward

COACHING EXPERIENCE

- 2013- Northern Illinois (Wide Receivers)
 2012 Western Michigan (Wide Receivers)
 2011 Gardner-Webb (WRs/Passing Game)
 2005-10 Western Illinois (Running Backs)
 2003-04 Tallahassee Rickards HS
 • Wide Receivers/Defensive Backs (2003-04)
 • Interim Head Coach (2004)
 2002 Florida A&M (Graduate Assistant)

POSTSEASON EXPERIENCE

- 2010 FCS Playoffs (Western Illinois, Running Backs)
 2004 Florida Class 3A Playoffs (Rickards H.S., Head Coach)

PLAYING EXPERIENCE

- 1999-2001 Central Florida (Defensive Back)
 1997-98 Coffeyville C.C. (Defensive Back)

EDUCATION

- College** B.S., Central Florida, 2001
High School Godby, 1997

PERSONAL

- Birthdate** Sept. 17, 1978
Birthplace Tallahassee, Fla.
Hometown Tallahassee, Fla.
Family Wife, Jocelyn, daughters Jayda (13) and Journie (5), son Thaddaeus, Jr. (8)

SUPPORT STAFF



BRAD OHRT

Director of Sports Performance
Appalachian State (1994) ▶ Third Season at NIU

Brad Ohrt begins his 17th season in college football, and third at Northern Illinois, as Director of Sports Performance.

Named to the position on December 21, 2010, Ohrt came to NIU after three seasons at Western Carolina, where he was director of strength and conditioning from 2008-10. Ohrt spent the 2007 football season on the strength staff of the Miami

Dolphins and previously served as head strength coach at Western Kentucky (2005-07) and Louisiana-Lafayette (2002-05).

At ULL, Ohrt was responsible for developing and implementing programs for almost all of the Ragin' Cajuns athletic programs, including football, men's basketball and baseball, while his duties at Western

Kentucky included overseeing the entire strength and conditioning operation while working directly with the Hilltopper football program.

Ohrt's first head strength and conditioning coaching position was at Wingate University in 1997-98 after earning his master's degree from Kansas in 1997, where he was a graduate assistant strength coach for the Jayhawks.

He served as an assistant strength coach at USC from 1998-2001, working primarily with the Trojan men's and women's basketball teams in addition to assisting with the USC football program. Ohrt spent 2001-02 on staff at Western Carolina where he helped develop the WCU men's and women's basketball, football and baseball teams as well as seven other programs.

The New Ulm, Minn. native was an All-American offensive lineman at

Appalachian State in 1994 and earned All-Southern Conference honors his junior and senior seasons. As a senior, he was named a first-team FCS All-American by The Sports Network and Don Hansen's Football Gazette, and was named a third-team All-American by the Associated Press. He was a three-year letterwinner for the Mountaineers before earning his bachelor's degree in exercise science.

Ohrt is a certified strength and conditioning specialist through the National Strength and Conditioning Association (NSCA). Ohrt and his wife Ashley welcomed their first child, son Carson, last summer.



MATT LIPMAN

Asst. Athletic Director/Football Operations
Miami (OH) (2003) ▶ Third Season at NIU

Matt Lipman begins his third year as director of football operations at Northern Illinois University.

Lipman is responsible for the day-to-day operations of the NIU football program including organizing team travel, planning recruiting visits, coordinating team meals and meetings. He was elevated to assistant athletic director following the Huskies' 2011 MAC championship season.

Lipman joined NIU after serving as the assistant director of football operations at Wisconsin during the 2010 season. He served as the advance person for road trips and was heavily involved in the planning of the Badgers' trip to the 2011 Rose Bowl Game. In addition to assisting with the travel of the Wisconsin football program, Lipman conducted the community service efforts for the Badger football team and organized and executed the team banquet and awards show. He also conducted all official recruiting weekends and assisted in the planning and execution of Badger summer camps.

A native of Cleveland, Ohio, Lipman served two stints with the Cleveland Browns of the National Football League. He worked as a full time intern in the equipment room for the Browns from July 2005-February 2007, before returning to the organization in June of 2007 as coordinator of team operations. He assisted in coordinating and organizing training camp, and arranging new hire relocation. He was the acting director of team operations for the majority of the 2009 season and was the advance person for road games during that season as well.

In between tenures with the Browns, Lipman worked as a scout for the Montreal Alouettes of the Canadian Football league. He assisted in the Alouettes 2007 draft process, assisted in the formulation of the 2007 CIS draft board and arranging a tryout camp in North Carolina.

A graduate of Miami (Ohio), Lipman earned a Bachelor of Arts degree in psychology and journalism.

About Ohrt

COACHING EXPERIENCE

2011-	Northern Illinois (Dir. of Sports Perf.)
2008-10	Western Carolina (Strength & Cond.)
2007	Miami Dolphins (Asst. Strength & Cond.)
2005-07	Western Kentucky (Strength & Cond.)
2002-05	Louisiana-Lafayette (Strength & Cond.)
2001-02	Western Carolina (Asst. Strength & Cond.)
1998-2001	Southern California (Asst. Strength & Cond.)
1997-98	Wingate (Strength & Cond.)
1997	Kansas (Graduate Asst.)

EDUCATION

College	B.A., Appalachian State, 1994
	M.Ed., Kansas, 1997

PERSONAL

Birthdate	Feb. 25, 1972
Birthplace	New Ulm, Minn.
Hometown	Sebring, Fla.
Family	Wife, Ashley, son Carson (1)

MATT JACOBS



Asst. Coach,
Sports Performance
Third Season at NIU

TREVOR CIPRIANO



Asst. Director of
Football Operations
First Season at NIU

DAN WOLFE



Asst. Director of
Football Operations
First Season at NIU

ZACH OPSAL



Graduate Assistant
Video
Third Season at NIU

AARON CHRISTNER



Graduate Assistant
Operations
Second Season at NIU

GRADUATE ASSISTANTS/SUPPORT STAFF



PAT McAVOY

**Off. Graduate Assistant ► Offensive Line
Northern Illinois (2011) ► Second Season at NIU**

Former Huskie fullback Pat McAvoy, who served as a graduate assistant for sports performance for his alma mater during the Spring 2012 semester, enters his second season as a member of the Northern Illinois offensive coaching staff. In addition to scouting duties, McAvoy will work with the offensive line this season.

McAvoy spent four seasons as a walk-on for the NIU football team (2008-11), and played in 20 games. He saw action in all 14 contests during NIU's 2011 Mid-American Conference championship season as a fullback and on the kickoff return and PAT field goal units.

A second-generation Huskie, McAvoy's father, Pat, was a member of the 1983 MAC championship NIU football team. They are the only father-son combination to both win MAC football championships at NIU.

The Cary, Ill. native made his lone career start at Buffalo in 2011 where he caught two passes for 16 yards, including a 12-yard reception to convert on a fourth-and-two in NIU's 31-30 victory over the Bulls.

McAvoy earned his bachelor's degree in business marketing from NIU in Spring 2011 and was a member of the Mid-American Conference honor roll all five years. He is currently pursuing his master's degree in sports management.



NICK PESIK

**Off. Graduate Assistant ► Wide Receivers
Ripon College (2011) ► First Season at NIU**

After spending the 2012 season as a volunteer assistant for the Huskies, Nick Pesik joins the Northern Illinois University football staff as a graduate assistant for the offense. Pesik, who will work with the wide receivers, will also assist the offensive staff in game planning and scouting reports. He helps to coordinate the Huskies' walk-on program.

A graduate of Ripon College, Pesik earned his bachelor's degree in exercise science. A four-year letterwinner at Ripon, he played wide receiver for the Red Hawks and served as team captain his senior year. Pesik is a native of Stoughton, Wis. and is pursuing his master's degree in adult and higher education.



OLAITAN OGUNTODU

**Def. Graduate Assistant ► Linebackers
Kansas (2009) ► Second Season at NIU**

Born in Akure, Nigeria, Olaitan Oguntodu is in his second season as a graduate assistant for the Huskie defense, working with the linebacking corps. Oguntodu, who immigrated to Mesquite, Texas, and played collegiately at the university of Kansas comes to NIU after spending a year as a portfolio manager with Fidelity Investments.

Oguntodu was a four-year letterwinner at Kansas in 2006, and from 2008-10, playing safety and linebacker for the Jayhawks. A two-time Academic All-Big 12 first team selection in 2009 and 2010, he recorded 56 tackles, a career high, as a senior, and finished his career with 63 stops in 32 games.

He graduated with a degree in marketing from KU in the summer of 2009 and added a finance degree in December 2009. Oguntodu, who also earned his master's degree in strategic planning from Kansas in 2011, has a daughter, Kloie (7).



JAKE VAN GROLL

**Def. Graduate Assistant ► Defensive Line
Ripon College (2012) ► First Season at NIU**

After spending the 2012 season working in the football equipment room at Northern Illinois, Jake Van Groll joins the football coaching staff as a defensive graduate assistant. Van Groll will be working with the Huskie defensive line and assist the defensive coaching staff with scouting and game planning each week.

A native of Maribel, Wis., Van Groll earned his degree in exercise science from Ripon College in 2012. He brings three years coaching experience to NIU, after spending three seasons working as a student assistant coaching the defensive line for the Red Hawks. Van Groll is pursuing his master's degree in adult and higher education.

**JEFF
SISSON**



**Head Football
Athletic Trainer
10th Season at NIU**

**BEN
KASTLER**



**Asst. Football
Athletic Trainer
3rd Season at NIU**

**MIKE
VALENTINE**



**Equipment Manager
First Season at NIU**

**ANDY
OWEN**



**Academic Coordinator
Fifth Season at NIU**

**JULIE
EDWARDS**



**Football Secretary
17th Season at NIU**



2012 SEASON IN REVIEW

NORTHERN ILLINOIS 2012 FOOTBALL STATISTICS

TEAM STATISTICS

	NIU	OPP				
SCORING	540	278				
Points Per Game	38.6	19.9				
FIRST DOWNS	326	313				
Rushing	163	140				
Passing	144	145				
Penalty	19	28				
RUSHING YARDAGE	3335	2049				
Yards gained rushing	3594	2464				
Yards lost rushing	259	415				
Rushing Attempts	613	587				
Average Per Rush	5.4	3.5				
Average Per Game	238.2	146.4				
TDs Rushing	44	21				
PASSING YARDAGE	3239	3121				
Comp-Att-Int	245-410-6	284-509-15				
Average Per Pass	7.9	6.1				
Average Per Catch	13.2	11.0				
Average Per Game	231.4	222.9				
TDs Passing	26	11				
TOTAL OFFENSE	6574	5170				
Total Plays	1023	1096				
Average Per Play	6.4	4.7				
Average Per Game	469.6	369.3				
KICK RETURNS: #-Yards	38-882	62-1062				
PUNT RETURNS: #-Yards	32-263	7-14				
INT RETURNS: #-Yards	15-187	6-137				
KICK RETURN AVERAGE	23.2	17.1				
PUNT RETURN AVERAGE	8.2	2.0				
INT RETURN AVERAGE	12.5	22.8				
FUMBLES-LOST	20-14	22-12				
PENALTIES-Yards	83-767	66-629				
Average Per Game	54.8	44.9				
PUNTS-Yards	53-2059	73-2856				
Average Per Punt	38.8	39.1				
Net punt average	37.2	33.5				
KICKOFFS-Yards	96-5663	60-3580				
Average Per Kick	59.0	59.7				
Net kick average	50.5	36.2				
TIME OF POSSESSION/Game	27:12	32:45				
3RD-DOWN Conversions	95/204	90/227				
3rd-Down Pct	47%	40%				
4TH-DOWN Conversions	20/27	15/32				
4th-Down Pct	74%	47%				
SACKS BY-Yards	40-262	17-81				
MISC YARDS	0	0				
TOUCHDOWNS SCORED	71	34				
FIELD GOALS-ATTEMPTS	15-19	15-22				
ON-SIDE KICKS	1-1	0-2				
RED-ZONE SCORES	(57-71) 80%	(35-52) 67%				
RED-ZONE TOUCHDOWNS	(50-71) 70%	(23-52) 44%				
PAT-ATTEMPTS	(69-70) 99%	(27-29) 93%				
ATTENDANCE	146,139	134,884				
Games/Avg Per Game	7/20.877	5/12.562				
Neutral Site Games		2/45.102				
SCORE BY QUARTERS	1st	2nd	3rd	4th	OT	Total
Northern Illinois	106	159	135	130	10	540
Opponents	71	70	48	86	3	278

INDIVIDUAL STATISTICS

RUSHING	GP	Att	Gain	Loss	Net	Avg	TD	Lng	Avg/G
LYNCH, Jordan	14	294	1951	136	1815	6.2	19	88	129.6
SETTLE, Leighton	8	101	460	7	453	4.5	5	46	56.6
DANIELS, Akeem	14	68	460	13	447	6.6	9	25	31.9
HARRIS, Keith	9	55	238	12	226	4.1	4	53	25.1
LEWIS, Tommylee	14	19	117	6	111	5.8	1	21	7.9
MCINTOSH, Matt	7	25	104	12	92	3.7	2	15	13.1
BOWERS, Giorgio	11	12	65	1	64	5.3	0	12	5.8
MAXWELL, Desroy	12	1	35	0	35	35.0	0	35	2.9
EAKES, Luke	13	1	32	0	32	32.0	0	32	2.5
BRINLEE, Jacob	8	3	31	0	31	10.3	1	11	3.9
SPENCER, James	6	2	30	0	30	15.0	0	14	5.0
NEIR, Ryan	14	1	17	0	17	17.0	0	17	1.2
WOMBLE, Jamal	6	8	13	1	12	1.5	1	3	2.0
SIMS, Mathew	14	1	7	0	7	7.0	1	7	0.5
STINGILY, Cameron	4	1	5	0	5	5.0	0	5	1.2
BROWN, Da'Ron	14	4	26	22	4	1.0	1	14	0.3
SEBASTIANO, Angelo	13	1	2	0	2	2.0	0	2	0.2
WELLS, Jamison	14	1	1	0	1	1.0	0	1	0.1
TEAM	9	15	0	49	-49	-3.3	0	0	-5.4
Total.....	14	613	3594	259	3335	5.4	44	88	238.2
Opponents.....	14	587	2464	415	2049	3.5	21	60	146.4
PASSING	G	Effic.	C-A-I	Pct.	Yds	TD	Lng	Avg/G	
LYNCH, Jordan	14	144.95	237-394-6	60.2	3138	25	73	224.1	
MCINTOSH, Matt	7	116.06	7-13-0	53.8	57	1	34	8.1	
ASHFORD, Perez	9	0.00	0-1-0	0.0	0	0	0	0.0	
CLARK, Tyrone	14	0.00	0-1-0	0.0	0	0	0	0.0	
WELLS, Jamison	14	469.60	1-1-0	100.0	44	0	44	3.1	
Total.....	14	144.12	245-410-6	59.8	3239	26	73	231.4	
Opponents.....	14	108.54	284-509-15	55.8	3121	11	92	222.9	
RECEIVING	G	No.	Yds	Avg	TD	Long	Avg/G		
MOORE, Martel	14	75	1083	14.4	13	73	77.4		
LEWIS, Tommylee	14	48	539	11.2	5	69	38.5		
ASHFORD, Perez	9	34	373	11.0	1	44	41.4		
DANIELS, Akeem	14	20	259	12.9	2	55	18.5		
BROWN, Da'Ron	14	17	156	9.2	2	25	11.1		
WELLS, Jamison	14	16	180	11.2	0	24	12.9		
BRESCACIN, Juwan	9	11	223	20.3	0	44	24.8		
EAKES, Luke	13	8	268	33.5	0	46	20.6		
SEBASTIANO, Angelo	13	5	64	12.8	1	34	4.9		
SETTLE, Leighton	8	4	20	5.0	0	14	2.5		
SCHEPLER, Jason	14	3	65	21.7	1	29	4.6		
SEMISCH, Tim	13	2	9	4.5	1	7	0.7		
BRINLEE, Jacob	8	2	0	0.0	0	3	0.0		
Total.....	14	245	3239	13.2	26	73	231.4		
Opponents.....	14	284	3121	11.0	11	92	222.9		
TOTAL OFFENSE	G	Plays	Rush	Pass	Total	Avg/G			
LYNCH, Jordan	14	688	1815	3138	4953	353.8			
SETTLE, Leighton	8	101	453	0	453	56.6			
DANIELS, Akeem	14	68	447	0	447	31.9			
HARRIS, Keith	9	55	226	0	226	25.1			
MCINTOSH, Matt	7	38	92	57	149	21.3			
LEWIS, Tommylee	14	19	111	0	111	7.9			
BOWERS, Giorgio	11	12	64	0	64	5.8			
WELLS, Jamison	14	2	1	44	45	3.2			
MAXWELL, Desroy	12	1	35	0	35	2.9			
EAKES, Luke	13	1	32	0	32	2.5			
BRINLEE, Jacob	8	3	31	0	31	3.9			
SPENCER, James	6	2	30	0	30	5.0			
NEIR, Ryan	14	1	17	0	17	1.2			
WOMBLE, Jamal	6	8	12	0	12	2.0			
SIMS, Mathew	14	1	7	0	7	0.5			
STINGILY, Cameron	4	1	5	0	5	1.2			
BROWN, Da'Ron	14	4	4	0	4	0.3			
SEBASTIANO, Angelo	13	1	2	0	2	0.2			
TEAM	9	15	-49	0	-49	-5.4			
Total.....	14	1023	3335	3239	6574	469.6			
Opponents.....	14	1096	2049	3121	5170	369.3			
FUMBLE RETURNS		No.	Yds	Avg	TD	Long			
STONE, Demetrius		1	5	5.0	0	5			
Total.....		1	5	5.0	0	5			
Opponents.....		2	24	12.0	1	22			
PUNT RETURNS		No.	Yds	Avg	TD	Long			
SEBASTIANO, Angelo		17	107	6.3	0	30			
ASHFORD, Perez		9	77	8.6	0	26			
LEWIS, Tommylee		5	79	15.8	0	44			
MCNEAL, Nate		1	0	0.0	0	0			
Total.....		32	263	8.2	0	44			
Opponents.....		7	14	2.0	0	11			

NORTHERN ILLINOIS 2012 FOOTBALL STATISTICS

KICK RETURNS	No.	Yds	Avg	TD	Long
LEWIS, Tommylee	24	589	24.5	1	93
SEBASTIANO, Angelo	6	136	22.7	0	33
SETTLE, Leighto	2	52	26.0	0	30
ASHFORD, Perez	2	53	26.5	0	29
MAYS, Boomer	1	10	10.0	0	10
EAKES, Luke	1	17	17.0	0	17
WELLS, Jamison	1	12	12.0	0	12
STERLING, Rob	1	13	13.0	0	13
Total.....	38	882	23.2	1	93
Opponents.....	62	1062	17.1	0	45

INTERCEPTIONS	No.	Yds	Avg	TD	Long
WARD, Jimmie	3	40	13.3	0	18
STONE, Demetrius	2	20	10.0	0	20
MOORE, Marlon	2	13	6.5	0	12
STEPHEN, Courtney	1	17	17.0	0	17
CLARK, Tyrone	1	0	0.0	0	0
DURANTE, Dechane	1	0	0.0	0	0
PROGAR, Sean	1	21	21.0	0	21
EVANS, Sean	1	32	32.0	0	32
MELVIN, Rashaan	1	0	0.0	0	0
SANTACATERINA, Michael	1	0	0.0	0	0
BASS, Jamaal	1	44	44.0	0	44
Total.....	15	187	12.5	0	44
Opponents.....	6	137	22.8	1	63

ALL PURPOSE	G	Rush	Rec	PR	KOR	IR	Tot	Avg/G
LYNCH, Jordan	14	1815	0	0	0	0	1815	129.6
LEWIS, Tommylee	14	111	539	79	589	0	1318	94.1
MOORE, Martel	14	0	1083	0	0	0	1083	77.4
DANIELS, Akeem	14	447	259	0	0	0	706	50.4
SETTLE, Leighton	8	453	20	0	52	0	525	65.6
ASHFORD, Perez	9	0	373	77	53	0	503	55.9
EAKES, Luke	13	32	268	0	17	0	317	24.4
SEBASTIANO, Angelo	13	2	64	107	136	0	309	23.8
HARRIS, Keith	9	226	0	0	0	0	226	25.1
BRESCACIN, Juwan	9	0	223	0	0	0	223	24.8
WELLS, Jamison	14	1	180	0	12	0	193	13.8
BROWN, Da'Ron	14	4	156	0	0	0	160	11.4
MCINTOSH, Matt	7	92	0	0	0	0	92	13.1
SCHEPLER, Jason	14	0	65	0	0	0	65	4.6
BOWERS, Giorgio	11	64	0	0	0	0	64	5.8
BASS, Jamaal	14	0	0	0	0	44	44	3.1
WARD, Jimmie	13	0	0	0	0	40	40	3.1
MAXWELL, Desroy	12	35	0	0	0	0	35	2.9
EVANS, Sean	13	0	0	0	0	32	32	2.5
BRINLEE, Jacob	8	31	0	0	0	0	31	3.9
SPENCER, James	6	30	0	0	0	0	30	5.0
PROGAR, Sean	14	0	0	0	0	21	21	1.5
STONE, Demetrius	14	0	0	0	0	20	20	1.4
STEPHEN, Courtney	10	0	0	0	0	17	17	1.7
NEIR, Ryan	14	17	0	0	0	0	17	1.2
MOORE, Marlon	12	0	0	0	0	13	13	1.1
STERLING, Rob	12	0	0	0	13	0	13	1.1
WOMBLE, Jamal	6	12	0	0	0	0	12	2.0
MAYS, Boomer	13	0	0	0	10	0	10	0.8
SEMISCH, Tim	13	0	9	0	0	0	9	0.7
SIMS, Mathew	14	7	0	0	0	0	7	0.5
STINGILY, Cameron	4	5	0	0	0	0	5	1.2
TEAM	9	-49	0	0	0	0	-49	-5.4
Total.....	14	3335	3239	263	882	187	7906	564.7
Opponents.....	14	2049	3121	14	1062	137	6383	455.9

FG SEQUENCE	Northern Illinois	Opponents
Iowa	(28)	(34),(40),(29),(22),(50)
UT Martin	21	21
Army	-	-
Kansas	(44)	(26)
Central Michigan	(43),(20)	(42),41
Ball State	-	(20),(27),(43),34,33
Buffalo	(42)	(28),25
Akron	42,(39),48,(31),(29)	-
Western Michigan	(54),(49)	-
UMASS	-	-
Toledo	(43)	(34)
Eastern Michigan	28	-
Kent State	(27),(29),(40)	(37),(24),(33)
Florida State	(25)	50,(25)

Numbers in (parentheses) indicate field goal was made.

PUNTING	No.	Yds	Avg	Long	TB	FC	I20	Blkd
NEIR, Ryan	51	1944	38.1	55	2	25	24	0
LYNCH, Jordan	2	115	57.5	63	1	0	1	0
Total.....	53	2059	38.8	63	3	25	25	0
Opponents.....	73	2856	39.1	58	6	19	7	0

— 2012 LONG PLAYS —

NIU	No.	Long Play
	73	93 KOR TD, Lewis at E. Michigan, 11/23

Rushing	18	88 TD, Lynch at Army, 9/15
Lynch	13	88 TD, vs Iowa, 9/1
Daniels	1	25 TD, at E. Michigan, 11/23
Eakes	1	32, vs Buffalo, 10/13
Harris	1	53, vs C. Michigan, 9/29
Maxwell	1	35, vs Florida State, 1/1
Settle	1	46, vs C. Michigan, 9/29

Passing	39	73 TD, Lynch to Moore vs Toledo, 11/14
by Lynch	37	73 TD, to Moore vs Toledo, 11/14
by McIntosh	1	34, to Sebastiano vs UMass, 11/3
by J. Wells	1	44, to Brescacin vs UMass, 11/3
to Ashford	3	44, from Lynch at Army, 9/15
to Brescacin	4	44, from Lynch at W. Michigan, 10/27
to Brown	1	25, from Lynch vs. Kent State, 11/30
to Eakes	6	46, from Lynch vs Toledo, 11/14
to Daniels	3	55, from Lynch vs Florida State, 1/1
to Lewis	7	69 TD, from Lynch at Army, 9/15
to Moore	12	73 TD, from Lynch vs Toledo, 11/14
to Sebastiano	1	34, from McIntosh vs UMass, 11/3
to Schepler	1	29, from Lynch at W. Michigan, 10/27

Returns	16	93 KOR, Lewis at E. Michigan, 11/23
Bass	1	44 INT, at W. Michigan, 10/27
Evans	1	32 INT, at E. Michigan, 11/23
Lewis	8	93 KOR TD, at E. Michigan, 11/23
Ashford	2	29 KOR, vs C. Michigan, 9/29
Sebastiano	3	33 KOR, at Akron, 10/20
Settle	1	30 KOR, vs C. Michigan, 9/29

OPPONENT	38	92 TD, Radcliff to Davis, C. Michigan, 9/29
Rushing	6	60 TD, Pryor, Florida State, 1/1
Passing	18	92 TD, Radcliff to Davis, C. Michigan, 9/29
Returns	14	63 INT, Molls, Toledo, 11/14

* 25 Yards or Longer

KICKOFFS	No.	Yds	Avg	TB	OB	Retn	Net	YdLn
WEDEL, Tyler	96	5663	59.0	32	1			
Total.....	96	5663	59.0	32	1	1062	39.6	25
Opponents.....	60	3580	59.7	21	1	882	36.2	28

SCORING	TD	FGs	PATs					DXP	Saf	Pts.
SIMS, Mathew	1	15-19	67-68	0-0	0	0-0	0	0	0	118
LYNCH, Jordan	19	0-0	0-0	0-0	0	0-1	0	0	0	114
MOORE, Martel	13	0-0	0-0	0-0	0	0-0	0	0	0	78
DANIELS, Akeem	11	0-0	0-0	0-0	0	0-0	0	0	0	66
LEWIS, Tommylee	7	0-0	0-0	0-0	0	0-0	0	0	0	42
SETTLE, Leighton	5	0-0	0-0	0-0	0	0-0	0	0	0	30
HARRIS, Keith	4	0-0	0-0	0-0	0	0-0	0	0	0	24
BROWN, Da'Ron	3	0-0	0-0	0-0	0	0-0	0	0	0	18
MCINTOSH, Matt	2	0-0	0-0	0-0	0	0-0	0	0	0	12
WOMBLE, Jamal	1	0-0	0-0	0-0	0	0-0	0	0	0	6
BRINLEE, Jacob	1	0-0	0-0	0-0	0	0-0	0	0	0	6
SEMISCH, Tim	1	0-0	0-0	0-0	0	0-0	0	0	0	6
SCHEPLER, Jason	1	0-0	0-0	0-0	0	0-0	0	0	0	6
ASHFORD, Perez	1	0-0	0-0	0-0	0	0-0	0	0	0	6
SEBASTIANO, A.J	1	0-0	0-0	0-0	0	0-0	0	0	0	6
WEDEL, Tyler	0	0-0	2-2	0-0	0	0-0	0	0	0	2
Total.....	71	15-19	69-70	0-0	0	0-1	0	0	0	540
Opponents.....	34	15-22	27-29	0-2	1	1-3	0	0	0	278

FIELD GOALS	FGM-FGA	Pct	01-19	20-29	30-39	40-49	50-99	Lg	Blk
SIMS, Mathew	15-19	78.9	0-0	6-8	2-2	6-8	1-1	54	0

NORTHERN ILLINOIS 2012 FOOTBALL STATISTICS

		-----Tackles-----				Sacks-		---Pass Def---		Fumbles-		Blkd		
		GP	Solo	Ast	Total	TFL/Yds	No-Yds	Int-Yds	BrUp	QBH	FR-Yds	FF	Kick	Safety
15	WARD, Jimmie	13	65	39	104	1.0-3	.	3-40	11	1	.	1	.	.
36	CLARK, Tyrone	14	51	35	86	10.0-21	1.0-7	1-0	6	2	1-0	1	.	.
6A	BASS, Jamaal	14	45	38	83	6.0-14	0.5-2	1-44	.	1	.	1	.	.
19	STONE, Demetrius	14	49	28	77	1.0-2	.	2-20	5	.	3-5	.	.	.
90	BAXTER, Alan	14	20	40	60	11.5-59	9.5-53	.	2	10
99	JEFFERSON, Nabal	14	24	34	58	6.5-7	1.0-1	.	2	1
11	MELVIN, Rashaan	12	39	16	55	1.5-3	.	1-0	17	.	.	1	.	.
93	BISHOP, Ken	14	30	25	55	9.5-26	2.0-15	.	2	1	1-0	.	.	.
95	PROGAR, Sean	14	24	25	49	10.5-73	8.5-68	1-21	1	3	.	2	.	.
40	JACQUES, Victor	9	18	29	47	2.0-8	0.5-4	.	1
30	MOORE, Marlon	12	30	9	39	1.0-3	.	2-13	4
21	DURANTE, Dechane	9	22	16	38	1.5-2	.	1-0	.	.	1-0	3	.	.
97	WINDSOR, Joe	13	24	12	36	10.5-53	7.0-50	.	3	3	1-0	.	.	.
45	MAYS, Boomer	13	18	13	31	5.0-7
24	WARE, Dominique	14	20	9	29	1.0-2	.	.	3
52	SANTACATERINA, Michael	14	15	13	28	2.5-5	.	1-0	3	.	.	2	.	.
91	WELLS, Anthony	14	16	11	27	8.5-35	4.0-22	.	1	.	1-0	.	.	.
46	RAINEY, George	13	13	13	26	6.5-34	2.5-21	.	1
2	EVANS, Sean	13	17	7	24	1.5-11	1.0-10	1-32	7
28	FAUSTIN, Jhony	10	16	7	23	1-0	1	.	.
94	GORDON, Donovan	14	11	10	21	2.5-6	1.0-5
49	MEEHAN, Jason	13	10	9	19	1	.	1	.	.
17	HAYES, Marckie	13	14	3	17
14	STEPHEN, Courtney	10	11	2	13	.	.	1-17
9B	LEMON, Rasheen	14	7	4	11	1-0	.	.	.
29	LOGAN, Paris	13	5	4	9
25	BOWERS, Giorgio	11	7	.	7	1	.	.
44	FORD, Perez	13	4	2	6	1.0-2
51	ANDERSON, Zach	7	2	4	6	1	.	.
27	WINKEL, Bobby	9	3	2	5
4	BROWN, Da'Ron	14	.	4	4
56	GREEN, Daniel	5	2	2	4	2.0-8	0.5-4
33	MOORE, Tre	8	3	1	4	1-0	.	.	.
58	COTTON, Mike	9	2	2	4
26	WEDEL, Tyler	14	2	.	2
55	NESS, Andrew	14	1	.	1
3	DANIELS, Akeem	14	1	.	1
50	GORRELL, Ryan	2	1	.	1
6	LYNCH, Jordan	14	1	.	1
42	STINGILY, Cameron	4	1	.	1
86	BRINLEE, Jacob	8	1	.	1
9	MCINTOSH, Matt	7	.	1	1
7	ASHFORD, Perez	9	1	.	1	1	.	.
TM	TEAM	9	1-0	.	.	.
Total.....		14	646	469	1115	103-384	40-262	15-187	69	23	12-5	16	.	.
Opponents.....		14	611	444	1055	58.0-175	17-81	6-137	33	13	14-24	13	.	.

NIU Players of the Week

	Iowa	UT Martin	Army	Kansas	C. Michigan	Ball St.	Buffalo	Akron	W. Michigan	Toledo	E. Michigan
Off. Lineman	Conlon	Loos	Schepler	Loos	Schepler	None	None	Volk/Ness	None	None	None
Off. Skill	Lynch	Schepler	Moore	Ashford	Settle	Lynch/Daniels	Lynch/Moore	None	Lynch/Moore	Lynch/Moore/Daniels	Daniels/Moore
Def. Scout	Hazelett/O'Neal	Thomas/Jones	Hazelett	Flemming	McNeal	Hazelett	Lloyd/O'Neal	Brooks	Baltimore	O'Neal/Thomas	Hazelett
Special Teams	Lemon	Ford	Wedel/Ford	Neir/Hayes	4 Players	Hayes/J. Wells	Neir	Bowers/Wedel	Sims/Lewis	Sims/Wedel	Lewis
Def. Lineman	Progar	Baxter	Jefferson	Bishop	Progar	None	None	Defense	Progar/Baxter		Bishop
Def. Skill	Clark	Ward	Baxter	Windsor	Ward	Santacaterina/Ward	Clark/Moore	Defense	None	Ward/Bass/Melvin	Evans
Off. Scout	Myers/Striedl	Tennenbaum/Spencer	Taylor	R. Brown	Connors	Bowers	Bowers/Hare	Morrow	Striedl	Morrow	Eagan
Special Teams Scout	Spencer	Hazelett	Fleming	Eagan	Morrow	Eagan	Brooks	McNeal	Miller	Eagan	Glasper

Selected by the Huskie coaching staff.

NORTHERN ILLINOIS 2012 PARTICIPATION

No.	Name	GP/GS	Iowa	UTM	Army	Kansas	CMU	Ball St.	Buffalo	Akron	WMU	UMass	Toledo	EMU	Kent St.	Florida St.
51	ANDERSON, Zach	8/-	-	X	-	X	X	-	X	X	X	X	-	X	-	-
7	ASHFORD, Perez	9/5	WR	X	X	WR	X	-	-	-	-	-	WR	WR	X	WR
6A	BASS, Jamaal	14/13	OLB	OLB	OLB	OLB	OLB	OLB	OLB	X	OLB	OLB	OLB	OLB	OLB	OLB
90	BAXTER, Alan	14/14	DE	DE	DE	DE	DE	DE	DE	DE	DE	DE	DE	DE	DE	DE
93	BISHOP, Ken	14/9	DT	DT	X	DT	DT	DT	X	X	X	X	DT	DT	DT, FB	DT
25	BOWERS, Giorgio	12/-	X	X	X	-	-	X	X	X	X	X	X	X	X	X
82	BRESCACIN, Juwan	10/-	-	X	-	-	X	X	X	X	X	X	X	X	-	X
86	BRINLEE, Jacob	8/-	-	X	X	-	X	X	X	-	-	X	X	X	-	-
4	BROWN, Da'Ron	14/6	X	X	WR	X	WR	WR	WR	WR	X	WR	X	X	X	X
78	BROWN, Ryan	14/13	X	RT	RT	RT	RT	RT	RT	RT	RT	RT	RT	LT	LT	LT
36	CLARK, Tyrone	14/13	OLB	MLB	OLB	OLB	OLB	OLB	OLB	X	OLB	OLB	OLB	OLB	OLB	OLB
61	CONLON, Aidan	14/14	RG	RG	RG	RG	RG	RG	RG	RG	RG	RG	RG	RG	RG	RG
48	CONNORS, Ricky	7/1	-	-	-	-	X	-	X	X	FB	X	-	X	-	X
58	COTTON, Mike	10/-	-	X	X	X	X	-	X	X	X	X	-	X	X	-
3	DANIELS, Akeem	14/5	X	X	X	X	X	X	X	TB	X	X	TB	TB	TB	TB
21	DURANTE, Dechane	9/6	SS	SS	SS	SS	SS	SS	-	-	-	-	-	X	X	X
83	EAKES, Luke	14/11	TE	TE	TE	TE	X	TE	TE	TE	TE	TE	TE	X	TE	X
2	EVANS, Sean	14/4	X	X	X	X	X	X	X	X	CB	CB	X	X	CB	CB
28	FAUSTIN, Jhony	10/1	X	X	CB	X	X	X	X	-	X	X	-	X	-	-
44	FORD, Perez	14/-	X	X	X	X	X	X	X	X	X	X	X	X	X	X
59	GEGNER, Mike	8/-	-	X	X	-	X	-	X	X	-	X	-	X	X	-
94	GORDON, Donovan	14/-	X	X	X	X	X	X	X	X	X	X	X	X	X	X
50	GORRELL, Ryan	2/-	-	-	X	-	-	-	-	-	-	X	-	-	-	-
56	GREEN, Daniel	5/-	-	X	-	-	X	-	X	-	-	X	-	X	-	-
20	HARRIS, Keith	9/2	X	TB	-	X	X	X	X	X	X	TB	-	-	-	-
17	HAYES, Marckie	13/-	-	X	X	X	X	X	X	X	X	X	X	X	X	X
40	JACQUES, Victor	9/9	MLB	-	-	-	-	MLB	MLB	MLB	MLB	-	MLB	MLB	MLB	MLB
99	JEFFERSON, Nabal	14/14	DT	DT	DT	DT	DT	DT	DT	DT	DT	DT	DT	DT	DT	DT
73	KILLIAN, Matt	14/-	X	X	X	X	X	X	X	X	X	X	X	X	X	X
79	KREMPEL, Matt	14/4	RT	X	X	X	X	X	X	X	X	X	X	RT	RT	RT
9B	LEMON, Rasheen	14/1	X	X	X	X	X	X	X	OLB	X	X	X	X	X	X
10	LEWIS, Tommylee	14/2	WR	X	X	X	X	X	X	X	X	X	X	X	X	WR
29	LOGAN, Paris	14/-	X	X	X	X	X	X	X	X	X	X	X	X	X	X
75	LOOS, Tyler	11/11	LT	LT	LT	LT	LT	LT	LT	LT	LT	LT	LT	-	-	-
6	LYNCH, Jordan	14/14	QB	QB	QB	QB	QB	QB	QB	QB	QB	QB	QB	QB	QB	QB
80	MAJORS, Devonte	2/-	-	-	-	-	-	-	X	-	-	X	-	-	-	-
37	MAXWELL, Desroy	14/2	X	X	X	X	X	X	X	X	X	X	X	TE	TE	X
84	MAYER, Brian	14/-	X	X	X	X	X	X	X	X	X	X	X	X	X	X
45	MAYS, Boomer	13/4	X	X	MLB	MLB	MLB	X	X	X	X	MLB	X	X	-	X
9	MCINTOSH, Matt	7/-	-	X	-	-	X	-	X	X	X	X	-	X	-	-
32	MCNEAL, Nate	2/-	-	-	-	-	-	-	X	-	-	X	-	-	-	-
49	MEEHAN, Jason	13/-	X	X	X	X	X	X	X	X	X	X	X	X	-	X
11	MELVIN, Rashaan	12/12	CB	CB	CB	CB	CB	CB	CB	CB	-	-	CB	CB	CB	CB
30	MOORE, Marlon	12/6	X	X	X	X	X	X	CB	CB	CB	CB	CB	CB	-	-
1	MOORE, Martel	14/10	WR	X	X	WR	X	WR	WR	WR	WR	WR	WR	WR	X	WR
33	MOORE, Tre	8/-	-	X	-	-	-	X	X	-	X	X	X	X	X	-
18	NEIR, Ryan	14/-	X	X	X	X	X	X	X	X	X	X	X	X	X	X
55	NESS, Andrew	14/14	C	C	C	C	C	C	C	C	C	C	C	C	C	C
65	OTT, Wes	5/-	-	X	-	-	-	-	X	X	-	X	-	X	-	-
67	PITT, Tyler	14/1	LG	X	X	X	X	X	X	X	X	X	X	X	X	X
95	PROGAR, Sean	14/14	DE	DE	DE	DE	DE	DE	DE	DE	DE	DE	DE	DE	DE	DE
46	RAINEY, George	14/-	X	X	X	X	X	X	X	X	X	X	X	X	X	X
52	SANTACATERINA	14/2	X	OLB	X	X	X	X	X	OLB	X	X	X	X	X	X
87	SCHLEPER, Jason	14/12	X	TE	TE	TE	TE	TE	TE	TE	X	TE	TE	TE	TE	TE
85	SEBASTIANO, Angelo	13/-	-	X	X	X	X	X	X	X	X	X	X	X	X	X
88	SEMISCH, Tim	13/3	X	X	TE	X	TE	X	X	X	TE	X	X	X	X	-
23	SETTLE, Leighton	8/5	X	TB	TB	TB	TB	TB	X	X	-	-	-	-	-	-
9A	SIMS, Mathew	14/-	X	X	X	X	X	X	X	X	X	X	X	X	X	X
34	SPENCER, James	7/-	-	X	X	X	X	-	-	-	-	X	X	-	-	X
14	STEPHEN, Courtney	10/-	X	-	-	-	-	X	X	X	X	X	X	X	X	X
47	STERLING, Rob	14/3	X	X	X	X	FB	X	FB	X	FB	X	X	X	X	X
42	STINGILY, Cameron	4/-	X	X	-	X	-	-	-	-	-	X	-	-	-	-
19	STONE, Demetrius	14/14	CB	CB	CB	CB	CB	CB	CB	CB	S	SS	SS	SS	SS	SS
43	STRIEDL, Jess	1/-	-	-	-	-	-	-	-	-	-	X	-	-	-	-
8A	TENNENBAUM, Kevin	1/-	-	-	-	-	-	-	-	-	-	X	-	-	-	-
77	VOLK, Jared	13/13	-	LG	LG	LG	LG	LG	LG	LG	LG	LG	LG	LG	LG	LG
15	WARD, Jimmie	13/13	FS	FS	FS	FS	FS	FS	FS	FS	FS	-	FS	FS	FS	FS
24	WARE, Dominique	14/1	X	X	X	X	X	X	X	X	X	FS	X	X	X	X
26	WEDEL, Tyler	14/-	X	X	X	X	X	X	X	X	X	X	X	X	X	X
91	WELLS, Anthony	14/4	X	X	X	X	X	X	DT	DT	DT	DT	X	X	X	X
22	WELLS, Jamison	14/1	X	WR	X	X	X	X	X	X	X	X	X	X	X	X
97	WINDSOR, Joe	14/-	X	X	X	X	X	X	X	X	X	X	X	X	X	X
27	WINKEL, Bobby	10/-	-	X	-	-	X	X	X	-	X	X	X	X	X	X
5	WOMBLE, Jamal	6/1	TB	X	X	X	X	X	-	-	-	-	-	-	-	-

X-indicates played; letters indicate position started

NORTHERN ILLINOIS 2012 GAME-BY-GAME STATISTICS

Game	Score	---1st Downs---		Rushing No-Yds-TD	-----Passing-----			Total Off. Pl-Yds	Punts No-Avg	Fum No-L	Penalties No-Yds	3rd Downs	Time of Poss
		Total	R-P-Pen		C-A-I	Yds	TD						
NIU	17	12	7-3-2	36-147-2	6-16-0	54	0	52-201	2-37.7	2-1	5-21	6-of-15	21:18
vs. Iowa	18	23	18-3-2	49-139-1	21-33-0	129	0	82-268	4-41.8	2-0	3-30	8-of-18	38:42
NIU	35	26	11-13-2	49-213-4	19-26-1	214	1	75-427	3-42.3	1-1	3-40	8-of-13	29:48
vs. UT Martin	7	17	6-9-2	33-63-0	20-36-1	283	1	69-346	6-36.8	3-2	6-45	5-of-16	30:12
NIU	41	19	6-12-1	26-173-2	18-27-1	342	4	53-515	1-43.0	2-2	4-49	8-of-9	17:27
at Army	40	30	30-28-1	86-486-6	1-4-0	8	0	90-494	3-37.3	3-0	5-35	9-of-17	42:33
NIU	30	22	12-10-0	46-220-2	23-35-1	235	2	81-455	6-35.0	0-0	6-50	9-of-19	28:30
vs. Kansas	23	21	12-8-1	45-179-2	11-27-0	150	0	72-329	7-40.0	0-0	4-21	4-of-16	31:30
NIU	55	32	20-11-1	55-407-6	14-33-0	215	1	88-622	3-42.7	1-0	5-49	8-of-16	27:51
vs. C. Michigan	24	20	8-12-0	31-130-1	20-40-1	332	2	71-462	4-46.0	1-1	6-51	7-of-15	32:09
NIU	35	24	17-6-1	52-314-4	16-23-0	195	1	75-509	6-35.7	2-2	9-81	2-of-12	26:12
at Ball State	23	29	7-20-2	29-129-1	42-71-2	434	1	100-563	4-39.2	1-1	7-70	9-of-20	33:12
NIU	45	21	10-10-1	41-219-4	15-25-0	241	2	66-460	3-43.7	1-1	7-81	4-of-14	26:58
vs. Buffalo	3	26	6-15-5	39-74-0	27-49-2	263	0	88-337	7-35.4	1-1	7-103	7-of-19	29:50
NIU	37	28	14-12-2	50-308-2	20-33-0	223	2	83-528	8-41.2	2-1	7-67	6-of-17	33:01
at Akron	7	15	5-7-3	37-42-0	15-29-1	157	1	66-199	3-35.0	2-2	8-70	5-of-14	26:59
NIU	48	20	9-11-0	40-179-2	18-28-0	274	4	68-453	3-31.7	1-0	5-55	8-of-15	24:53
at W. Michigan	34	29	10-16-3	38-156-2	32-51-1	333	2	89-489	6-32.7	0-0	5-31	12-of-20	35:07
NIU	63	28	15-12-1	49-332-6	20-26-0	278	3	75-610	1-46.0	2-1	10-88	9-of-11	29:03
vs Massachusetts	0	23	11-9-3	46-114-0	20-37-1	153	0	83-267	5-43.8	4-3	2-20	6-of-18	30:57
NIU	31	28	9-18-1	42-189-1	25-36-1	407	3	78-596	3-42.7	2-2	5-56	6-of-12	29:58
vs Toledo	24	25	7-15-3	38-131-3	22-33-3	265	0	71-396	2-36.0	1-1	3-30	3-of-8	30:02
NIU	49	24	14-8-2	39-242-5	17-27-0	173	1	66-415	3-39.0	1-0	3-25	6-of-14	27:34
at E. Michigan	7	15	8-7-0	37-94-0	14-24-1	133	1	61-227	7-35.3	2-0	3-20	4-of-13	32:26
NIU	44	25	14-11-0	56-312-4	19-34-1	212	1	90-524	4-37.8	2-2	8-62	10-of-19	32:27
vs Kent State	37	17	17-5-2	42-70-2	15-37-2	190	1	79-260	5-47.6	1-0	0-0	8-of-19	27:33
NIU	10	17	5-7-5	32-83-0	15-41-1	176	1	73-259	7-42.1	1-1	5-40	5-of-18	25:52
vs Florida State	31	23	9-13-1	37-243-3	26-38-0	291	1	75-534	5-36.8	1-1	8-96	3-of-14	34:08

— NIU in the 2012 NCAA and MAC RANKINGS —

TEAM	Average	NCAA	MAC	TEAM	Average	NCAA	MAC
Rushing Offense	238.21	12	1	Third Down Conv. Pct. Defense	39.65	57	6
Passing Offense	231.36	63	8	Fourth Down Conversion Pct.	74.07	3	1
Total Offense	469.57	20	1	Fourth Down Conv. Pct. Defense	46.88	51	4
Scoring Offense	38.57	13	1	Time of Possession	27:15	114	13
Rushing Defense	146.36	47	3				
Pass Efficiency Defense	108.54	13	1	INDIVIDUAL	Average	NCAA	MAC
Total Defense	369.29	40	3	Jordan Lynch, Rushing	129.64	7	1
Scoring Defense	19.86	21	2	Jordan Lynch, Passing Efficiency	144.95	30	1
Net Punting	37.45	48	5	Jordan Lynch, Total Offense	353.79	4	1
Punt Returns	8.22	66	6	Martel Moore, Catches/Game	5.36	58	9
Kickoff Returns	23.21	33	2	Martel Moore, Receiving Yards/Game	77.36	43	7
Turnover Margin	.50	36	4	Ryan Neir, Punting	38.12	90	11
Pass Defense	222.93	48	4	Angelo Sebastiano, Punt Returns	6.29	53	6
Passing Efficiency	144.16	33	2	Tommylee Lewis, Kickoff Returns	24.54	35	3
Sacks	2.79	17	3	Mathew Sims, Field Goals	1.07	63	7
Tackles for Loss	7.36	14	1	Mathew Sims, Scoring	8.43	36	6
Sacks Allowed	1.21	21	4	Jordan Lynch, Scoring	8.14	T-49	8
Tackles for Loss Allowed	4.14	6	2	Jordan Lynch, All-Purpose Runners	129.64	36	7
Fewest Penalties	5.93	63	7	Alan Baxter, Sacks	.68	32	4
Fewest Yards Penalized	54.79	76	8	Sean Progar, Sacks	.61	T-46	6
Punt Ret. Yardage Defense	2.00	T-4	2	Joe Windsor, Sacks	.54	T-61	T-8
Kickoff Ret. Yardage Defense	17.13	5	2	Jimmie Ward, Tackles	8.00	T-85	15
Third Down Conversion Pct.	46.57	22	2				

NORTHERN ILLINOIS 2012 GAME-BY-GAME STATISTICS

RUSHING

No-Yds	Iowa	UTM	Army	Kansas	CMU	BSU	Buffalo	Akron	WMU	UMass	Toledo	EMU	KSU	FSU
Bowers, Giorgio	0-0	0-0	0-0	DNP	DNP	0-0	0-0	5-37	0-0	3-20	0-0	3-41	1-3	0-0
Brinlee, Jacob	DNP	0-0	0-0	DNP	0-0	0-0	0-0	DNP	DNP	2-20	0-0	1-11, TD	DNP	DNP
Brown, Da'Ron	0-0	0-0	0-0	0-0	0-0	0-0	1-12, TD	0-0	0-0	0-0	1-(-2)	0-0	1-14	1-(-20)
Daniels, Akeem	1-5	1-3	4-14	3-14, TD	2-22	2-15	3-15 TD	4-35	4-4	4-34, TD	8-31, TD	12-112 4TD	17-128, TD	3-15
Harris Jr., Keith	2-11, TD	3-2	DNP	0-0	6-66, TD	5-46	7-12	7-26	12-38	13-25, 2TD	DNP	DNP	DNP	DNP
Lewis, Tommylee	1-(-2)	1-17	1-21, TD	2-8	1-(-1)	4-32	2-4	0-0	1-4	0-0	1-2	2-10	1-7	2-9
Lynch, Jordan	18-119, TD	11-60, 3TD	13-125, TD	22-134	21-144, TD	29-207 3TD	15-129 2TD	20-131, 2TD	21-136, 2TD	15-157, TD	30-166	20-107	36-160 3 TD	23-44
Maxwell, Desroy	0-0	0-0	0-0	0-0	0-0	0-0	0-0	0-0	0-0	0-0	0-0	0-0	0-0	1-35
McIntosh, Matt	0-0	6-20	DNP	DNP	0-0	DNP	5-3	6-26	DNP	7-45, 2TD	DNP	1-(-2)	DNP	DNP
Neir, Ryan	0-0	0-0	0-0	0-0	1-17	0-0	0-0	0-0	0-0	0-0	0-0	0-0	0-0	0-0
Sebastiano, Angelo	DNP	0-0	0-0	0-0	0-0	0-0	1-2	0-0	0-0	0-0	0-0	0-0	0-0	0-0
Settle, Leighton	10-33	21-106	5-19	17-68, TD	23-152, TD	11-15, TD	6-10	8-50	DNP	DNP	DNP	DNP	DNP	DNP
Sims, Mathew	0-0	0-0	0-0	0-0	1-7, TD	0-0	0-0	0-0	0-0	0-0	0-0	0-0	0-0	0-0
Spencer, James	DNP	0-0	0-0	0-0	0-0	DNP	DNP	DNP	DNP	2-30	0-0	DNP	DNP	0-0
Stingily, Cameron	0-0	0-0	DNP	0-0	DNP	DNP	DNP	DNP	DNP	1-5	DNP	DNP	DNP	DNP
Wells, Jamison	0-0	0-0	0-0	0-0	0-0	0-0	0-0	0-0	0-0	0-0	0-0	0-0	0-0	1-1
Womble, Jamal	3-5	5-7, TD	0-0	0-0	0-0	0-0	DNP	DNP	DNP	DNP	DNP	DNP	DNP	DNP

RECEIVING

No-Yds	Iowa	UTM	Army	Kansas	CMU	BSU	Buffalo	Akron	WMU	UMass	Toledo	EMU	KSU	FSU
Ashford, Perez	0-0	2-18	4-69	8-78	5-64	DNP	DNP	DNP	DNP	DNP	5-70, TD	2-17	4-38	4-19
Brescacin, Juwan	DNP	0-0	DNP	DNP	0-0	0-0	2-24	2-67	1-38	4-82	0-0	2-12	DNP	0-0
Brinlee, Jacob	DNP	0-0	0-0	DNP	0-0	0-0	1-(-3)	0-0	0-0	1-3	0-0	0-0	DNP	DNP
Brown, Da'Ron	0-0	3-32	1-6	1-5	0-0	1-6	0-0	2-9	4-31, 2TD	0-0	1-17	2-13	2-37	0-0
Daniels, Akeem	1-(-1)	1-1	DNP	2-7	0-0	5-78, TD	0-0	1-2	0-0	1-17, TD	3-21	0-0	4-67	2-67
Eakes, Luke	0-0	1-32	1-38	0-0	1-43	1-34	1-45	1-18	0-0	1-12	1-46	0-0	0-0	0-0
Lewis, Tommylee	1-2	4-52	2-79, TD	5-33, TD	1-28	1-(-1)	3-42, TD	5-29	4-44, 2TD	6-86	6-65	2-15	3-4	5-61
Moore, Martel	3-39	5-56, TD	7-134, 2TD	5-105, TD	3-45, TD	5-31	8-133, TD	5-54, TD	7-120	3-29, TD	7-153, 2TD	9-116, TD	4-38 TD	4-29, TD
Schepler, Jason	0-0	0-0	0-0	0-0	0-0	0-0	0-0	1-13, TD	1-29	0-0	1-23	0-0	0-0	0-0
Sebastiano, Angelo	0-0	1-12	0-0	0-0	0-0	0-0	0-0	0-0	1-12	3-40, TD	0-0	0-0	0-0	0-0
Semisich, Tim	DNP	DNP	1-2, TD	0-0	1-7	0-0	0-0	0-0	0-0	0-0	0-0	0-0	0-0	DNP
Settle, Leighton	1-14	1-(-3)	DNP	1-5	1-4	0-0	0-0	0-0	DNP	DNP	DNP	DNP	DNP	DNP
Wells, Jamison	0-0	1-14	2-14	1-2	2-24	3-47	0-0	3-31	0-0	1-9	1-12	0-0	2-27	0-0

PASSING

C-A, Yds	Iowa	UTM	Army	Kansas	CMU	BSU	Buffalo	Akron	WMU	UMass	Toledo	EMU	KSU	FSU
Lynch, Jordan	6-16, 54	19-25, 214, TD	18-27, 342 INT, 4TD	23-35, 235, INT, 2TD	14-32, 215 TD	16-23, 195, TD	13-20, 232, 2TD	20-33, 223, 2TD	18-28, 274, 4TD	15-19, 191, 2TD	25-36, 407, INT, 3TD	16-25, 168, TD	19-34, 212, TD	15-41, 176, INT, TD
McIntosh, Matt	DNP	0-1, 0	DNP	DNP	0-0	DNP	2-5, 9	0-0	DNP	4-6, 43 TD	DNP	1-1, 5	DNP	DNP

PUNTING

No-Avg, In20	Iowa	UTM	Army	Kansas	CMU	BSU	Buffalo	Akron	WMU	UMass	Toledo	EMU	KSU	FSU
Neir, Ryan	6-37.7, 1	3-42.3, 3	1-43	6-35.0, 5	3-42.7, 1	6-35.7, 2	3-43.7, 1	3-35.0, 1	3-31.7, 2	1-46.0, 1	2-32.5, 2	3-39.0	4-37.8, 2	6-40.5, 3
Lynch, Jordan	0-0, 0	0-0, 0	0-0, 0	0-0, 0	0-0, 0	0-0, 0	0-0, 0	0-0, 0	0-0, 0	0-0, 0	1-63, 0	0-0	0-0	1-52.0, 1

NORTHERN ILLINOIS 2012 GAME-BY-GAME STATISTICS

DEFENSE

Solo-Asst-Total	Iowa	UTM	Army	Kansas	CMU	BSU	Buffalo	Akron	WMU	UMass	Toledo	EMU	KSU	FSU
Anderson, Zach	DNP	0-0-0	DNP	0-0-0	0-0-0	DNP	1-0-1, FF	0-0-0	0-0-0	1-0-1	DNP	0-4-4	DNP	DNP
Bass, Jamaal	4-2-6	3-3-6, FF	6-4-10	1-2-3, 1.5 TFL	1-2-3	4-3-7	2-4-6	3-2-5, TFL	2-7-9, INT	4-0-4	6-0-6, 2 TFL	1-2-3	3-5-8, 0.5 SK, QBH	5-2-7, TFL
Baxter, Alan	2-1-3, SK, TFL	1-5-6, 2 TFL, SK	4-3-7, SK	3-3-6, 2 SK, 2 TFL	1-0-1	1-5-6, PBU, 4 QBH	1-3-4, 0.5 SK	1-3-4, SK, TFL	1-7-8, PBU	1-1-2, SK, TFL	2-2-4, 1.5 SK, 1.5 TFL	1-2-3, QBH	1-3-4, 0.5 SK, 5 QBH	0-2-2
Bishop, Ken	2-1-3, 0.5 TFL, 0.5 SK	2-2-4	1-0-1	4-2-6, TFL	1-3-4, 0.5 TFL	2-4-6	1-1-2, SK	1-1-2	2-3-5, TFL	4-1-5, FR, TFL	0-1-1, PBU, 0.5 SK, 0.5 TFL	4-1-5, 2 TFL	4-4-8, SK, 3 TFL, QBH	2-1-3, PBU
Clark, Tyrone	6-5-11, TFL, PBU	3-0-3, FR	10-7-17	2-2-4, PBU	1-1-2, PBU	4-7-11, QBH	4-2-6, PBU, 1.5 TFL	5-0-5, 3 TFL	3-3-6	5-1-6, FF	2-1-3, INT	1-2-3, SK, TFL, QBH, 2 PBU	2-3-5, 0.5 TFL	3-1-4
Cotton, Mike	DNP	0-1-1	1-0-1	1-1-2	0-0-0	0-0-0	0-0-0	0-0-0	0-0-0	0-0-0	DNP	0-0-0	DNP	DNP
Durante, Dechane	10-0-10, 2 FF	2-6-8, 1.5 TFL	3-3-6	1-0-1	3-2-5, FF, FR	1-3-4	DNP	DNP	DNP	DNP	DNP	0-2-2	1-0-1, INT	1-0-1
Evans, Sean	1-1-2, SK, 1.5 TFL	0-1-1	0-1-1	2-1-3	0-0-0, PBU	2-1-3	0-0-0, PBU	0-0-0	0-1-1, 2 PBU	2-0-2	0-0-0	1-0-1, INT, PBU	4-1-5, 2 PBU	5-0-5
Faustin, Jhony	3-0-3	2-0-2, FF	2-3-5	1-0-1	3-0-3	0-0-0	1-0-1, FR	0-0-0	4-4-8	0-0-0	0-0-0	0-0-0	DNP	DNP
Ford, Perez	DNP	1-1-2, TFL	0-0-0	0-0-0	1-0-1	0-0-0	1-0-1	0-0-0	0-0-0	1-0-1	0-0-0	0-0-0	0-1-1	0-0-0
Gordon, Donovan	DNP	DNP	2-1-3	1-2-3, 0.5 TFL	1-0-1	1-1-2	0-0-0	0-0-0	1-0-1	2-2-4, SK, TFL	0-0-0	1-3-4	0-0-0	2-1-3, TFL
Gorrell, Ryan	DNP	DNP	0-0-0	DNP	DNP	DNP	DNP	DNP	DNP	1-0-1	DNP	DNP	DNP	DNP
Green, Daniel	DNP	1-0-1, TFL	DNP	DNP	1-0-1	DNP	0-1-1, 0.5 TFL	0-0-0	0-0-0	DNP	DNP	0-1-1, 0.5 SK, 0.5 TFL	DNP	DNP
Hayes, Marckie	DNP	DNP	1-0-1, SK	1-0-1	0-0-0	2-0-2	4-0-4	2-0-2	1-0-1	1-1-2	1-0-1	1-2-3	0-0-0	0-0-0
Jacques, Victor	4-5-9, 0.5 SK, 0.5 TFL	DNP	DNP	DNP	DNP	2-6-8	1-3-4	4-0-4	1-5-6	DNP	3-3-6	0-4-4	2-2-4, 1.5 TFL, 1 PBU	2-1-3
Jefferson, Nabal	4-3-7, PBU	0-3-3	5-3-8	1-5-6	1-0-1, TFL	1-2-3, PBU	1-3-4, TFL, 0.5 SK	2-4-6, QBH, 0.5 SK, 2 TFL	1-1-2	1-0-1	2-1-3	1-2-3	3-6-9, 1.5 TFL	0-2-2
Lemon, Rasheen	1-1-2	0-1-1	0-0-0	0-0-0	0-0-0	1-0-1	2-1-3	0-0-0, FR	0-1-1	2-0-2	0-0-0	1-0-1	0-1-1	0-0-0
Logan, Paris	0-0-0	0-2-2	0-0-0	0-0-0	0-0-0	0-0-0	1-0-1	0-0-0	0-1-1	2-0-2	0-0-0	2-0-2	0-1-1	0-0-0
Mays, Boomer	DNP	DNP	5-2-7	4-0-4, TFL	1-2-3	0-0-0	0-0-0	0-1-1	2-2-4	2-2-4, TFL	1-0-1, TFL	3-3-6	DNP	0-1-1
Meehan, Jason	0-0-0	0-1-1	0-0-0	0-2-2	1-0-1	0-2-2, FF	1-0-1	3-1-4	1-1-2, QBH	1-1-2	0-0-0	0-1-1	DNP	2-0-2
Melvin, Rashaan	3-1-4, 2 PBU	4-2-6, 2 PBU	2-1-3	5-0-5	2-0-2, 3 PBU	4-3-7	4-2-6	3-0-3, 3 PBU	DNP	DNP	2-0-2, INT, PBU	2-1-3, 4 PBU	2-2-4, 2 PBU	6-4-10, 1.5 TFL, FF
Moore, Marlon	0-0-0	0-0-0	0-0-0	0-0-0	3-3-6	4-4-8, TFL	4-1-5, PBU, 2 INT	3-0-3	6-0-6, 2 PBU	2-0-2, PBU	6-0-6	2-1-3	DNP	DNP
Moore, Tre	DNP	0-0-0	DNP	DNP	DNP	0-0-0	0-0-0	0-0-0	1-1-2	1-0-1, FR	0-0-0	1-0-1	0-0-0	0-0-0
Progar, Sean	3-1-4, SK, TFL	0-2-2, 0.5 TFL	3-5-8	4-1-5	0-4-4, INT	1-0-1	2-2-4, PBU, SK, TFL	1-2-3, FF, SK, 2 TFL	5-2-7, 3 SK, 3 TFL, QBH	1-1-2, SK, TFL, FF	2-1-3, TFL	0-1-1, 0.5 SK, 0.5 TFL	1-1-2, 1.5 TFL	1-2-3, 0.5 TFL, QBH
Rainey, George	DNP	1-0-1, PBU, TFL	0-0-0	0-1-1	2-2-4, 0.5 TFL	0-0-0	1-0-1, SK, TFL	1-0-1	1-2-3, TFL	4-1-5, TFL	0-1-1	0-3-3, 0.5 SK, 0.5 TFL	1-3-4, SK, 1.5 TFL	2-0-2
Santacaterina, Michael	0-0-0	0-0-0	1-0-1	0-0-0, PBU	4-2-6, 0.5 TFL	0-4-4, INT	2-1-3, TFL	0-0-0	0-2-2	3-1-4, FF, TFL, PBU	0-0-0	2-0-2, FF	0-0-0	0-1-1
Stephen, Courtney	1-0-1	DNP	DNP	DNP	DNP	0-0-0	3-0-3	1-0-1	1-0-1	4-2-6, INT	1-0-1	0-0-0	0-0-0	0-0-0
Stone, Demetrius	3-0-3, PBU	3-2-5	2-3-5	3-0-3, 2PBU	3-2-5	6-4-10, TFL, FR	5-2-7	5-2-7, INT, PBU	0-0-0	1-1-2, FR	4-2-6, PBU	3-2-5	4-2-6, INT	3-1-4, FR
Ward, Jimmie	7-5-12, 0.5 TFL, 2 PBU	5-5-10, INT, 2 PBU	6-5-11, PBU	6-0-6	8-4-12	5-7-12, INT	1-1-2	1-1-2, 2 PBU	0-3-3, PBU	DNP	10-1-11, FF, INT	1-2-3	4-2-6, 0.5 TFL, PBU	11-3-14, PBU, QBH
Ware, Dominique	1-0-1	1-1-2	0-0-0	0-0-0	0-1-1	2-0-2, PBU	3-1-4	2-1-3	1-3-4, PBU	7-1-8, TFL, PBU	2-0-2	0-1-1	1-0-1	0-0-0
Wells, Anthony	3-0-3	0-2-2	1-0-1	0-1-1	1-1-2, TFL	0-0-0	3-2-5, TFL, PBU	0-0-0, FR	1-1-2	3-1-4, SK, 2 TFL	2-1-3, SK, TFL	0-1-1	2-1-3, SK, 2.5 TFL	0-0-0
Windsor, Joe	2-2-4, 2 TFL, 2 SK	1-2-3	3-1-4	4-0-4, 2SK, 2TFL	0-1-1, 0.5 TFL	0-1-1, 2 PBU, QBH	5-2-7, SK, 4 TFL	3-1-4, 1.5 SK, 1.5 TFL	1-0-1	2-1-3, PBU	2-0-2, FR	0-1-1, QBH, 0.5 SK, 0.5 TFL	1-0-1, QBH	0-0-0
Winkel, Bobby	DNP	0-0-0	DNP	DNP	0-0-0	0-0-0	2-0-2	0-0-0	0-0-0	0-2-2	0-0-0	1-0-1	0-0-0	0-0-0

NORTHERN ILLINOIS TEAM

RECORDED A SHUTOUT – vs. Massachusetts, 63-0 (11-3-12)
25 FIRST DOWNS – 25 vs. No. 17 Kent State (11-30-12)
30 FIRST DOWNS – 32 vs. Central Michigan (9-29-12)
35 FIRST DOWNS – 43 vs. Ball St. (11-15-11)
40 FIRST DOWNS – 43 vs. Ball St. (11-15-11)
SCORED 40 OR MORE POINTS – 44 vs. Kent State (11-30-12)
SCORED 45 OR MORE POINTS – 49 at Eastern Michigan (11-23-12)
SCORED 50 OR MORE POINTS – 63 vs. Massachusetts (11-3-12)
SCORED 60 OR MORE POINTS – 63 vs. Massachusetts (11-3-12)
500 OR MORE YARDS OF TOTAL OFFENSE – 524 vs. Kent State (11-30-12)
600 OR MORE YARDS OF TOTAL OFFENSE – 610 vs. UMass (11-3-12)
700 OR MORE YARDS OF TOTAL OFFENSE – 710 vs. Ball St. (11-15-11)
300 OR MORE YARDS RUSHING – 312 vs. Kent State (11-30-12)
400 OR MORE YARDS RUSHING – 407 vs. Central Michigan (9-29-12)
DID NOT COMMIT A TURNOVER – at Eastern Michigan (11-23-12)
HAD A SUCCESSFUL ON-SIDE KICK – vs. Florida State, Wedel kick/Logan recovery (1-1-13)
HAD 40 MINUTES TIME OF POSSESSION – at Purdue, 41:40 (9-19-09)
HELD OPPONENT TO 50 YARDS OR LESS RUSHING – at Akron, 42 yards (10-20-12)
HELD OPPONENT TO NEGATIVE YARDS RUSHING – at Miami, -11 yards (10-24-09)
HELD OPPONENT TO 100 YARDS OR LESS PASSING – vs. Kent State, 63 yards (10-8-11)
HELD OPPONENT TO 200 YARDS OR LESS TOTAL OFFENSE – at Akron, 199 yards (10-20-12)
HELD OPPONENT TO 150 YARDS OR LESS TOTAL OFFENSE – vs. Kent State, 64 yards (10-8-11)
HELD OPPONENT TO 100 YARDS OR LESS TOTAL OFFENSE – vs. Kent State, 64 yards (10-8-11)
HELD AN OPPONENT WITHOUT A TOUCHDOWN – vs. Massachusetts, 63-0 (11-3-12)
WAS INVOLVED IN AN OVERTIME GAME – vs. Kent State, 2 OT (11-30-12)



The Huskie defense held Akron to 42 yards rushing and 199 yards of total offense in the Huskies 37-7 victory at Akron Oct. 20, 2012.

OPPONENT

HAD 35 MINUTES OF POSSESSION – Western Michigan, 35:07 (10-27-12)
RETURNED A KICKOFF FOR A TOUCHDOWN – Philip Livas (97 yards) of Louisiana Tech, Independence Bowl (12-28-08)
RETURNED A PUNT FOR A TOUCHDOWN – LaVon Brazill (91 yards) of Ohio (11-21-09)
RETURNED AN INTERCEPTION FOR A TOUCHDOWN – Tyler Patmon (54 yards) of Kansas (9-22-12)
RETURNED A FUMBLE FOR A TOUCHDOWN – Zach Hitchens (22 yards) of Kent State. (11-30-12)
SCORED A SAFETY – W. Michigan (NIU punter tackled in end zone) (10-15-11)
BLOCKED A PUNT – Chris Anderson of North Dakota (9-11-10)
BLOCKED A PUNT FOR A TOUCHDOWN – Ellis Hobbs (block) / LaMarcus Hicks (recovered ball in end zone) of Iowa State (9-18-04)
BLOCKED A FIELD GOAL – Courtney Lester of Buffalo (10-22-11)
BLOCKED A PAT KICK – Kevin Hess of Cal Poly (9-24-11)
MISSED A PAT KICK (not blocked) – Ron Doherty of Kansas (9-22-12)
SHUT OUT THE HUSKIES – Navy 16, Northern Illinois 0 (11-25-08)
PASSED FOR 300 OR MORE YARDS – Tyler Van Tubbergen (333) of Western Michigan (10-27-12)
PASSED FOR 400 OR MORE YARDS – Keith Wenning (434) of Ball St. (10-6-12)
RUSHED FOR 100 OR MORE YARDS – Lonnie Pryor (134) of Florida State (1-1-13)
RUSHED FOR 200 OR MORE YARDS – Mike Ford (207) of South Florida (1-3-10)
HAD A RUSH OF 60 YARDS OR LONGER – Lonnie Pryor (60) of Florida State (1-1-13)
TWO OR MORE PLAYERS RUSHED FOR 100 YARDS – Raymond Maples (159), Larry Dixon (136), Trent Steelman (116) of Army (9-15-12)
HAD 10 OR MORE RECEPTIONS – Bernard Reedy (10) of Toledo (11-14-12)
HAD 100 OR MORE RECEIVING YARDS – Bernard Reedy (131) of Toledo (11-14-12)
HAD 200 OR MORE RECEIVING YARDS – Travis Shelton (204) of Temple (10-21-06)



Senior Akeem Daniels averaged 6.6 yards per carry last season to lead NIU and gained 128 yards vs. Kent State in the 2012 MAC Championship game.

NORTHERN ILLINOIS PLAYER

- RETURNED OPENING KICKOFF FOR A TD** – at Toledo, Tommylee Lewis, 100 yards (11-1-11)
- RETURNED A KICKOFF FOR A TOUCHDOWN** – Tommylee Lewis (93 yards) at Eastern Michigan (11-23-12)
- RETURNED TWO KICKOFFS FOR A TOUCHDOWN** – Tommylee Lewis (100 & 95 yards) at Toledo (11-1-11)
- RETURNED A PUNT FOR A TOUCHDOWN** – Perez Ashford (44 yards) at Miami (10-24-09)
- RETURNED A FUMBLE FOR A TOUCHDOWN** – Craig Rusch (60 yards) at Kent State (11-18-08)
- SCORED A SAFETY** – Sean Progar (tackled RB in end zone) vs. Eastern Michigan (11-25-11)
- RETURNED AN INTERCEPTION FOR A TOUCHDOWN** – Dechane Durante (36 yards) vs. Arkansas State (1-8-12)
- A NON-QB THREW A TOUCHDOWN PASS** – Jasmin Hopkins (19 yards to Landon Cox) at Illinois (9-18-10)
- BLOCKED A PUNT** – Dechane Durante vs. Kent State (10-8-11)
- BLOCKED TWO PUNTS IN A GAME** – Jordan Delegal (2) at Ball St. (11-20-10)
- BLOCKED A PUNT FOR A TOUCHDOWN** – Jimmie Ward (block)/Courtney Stephen (14-yard return) vs. Army (9-3-11)
- BLOCKED A FIELD GOAL** – Ron Newcomb vs. Kent State (10-8-11)
- BLOCKED A PAT KICK** – Mike Krause vs. Miami (12-3-10)
- CONVERTED A FAKE FG FOR A TOUCHDOWN** – Mathew Sims (7-yard rush) vs. Central Michigan (9-29-12)
- MISSED A PAT KICK (not blocked)** – Mathew Sims vs. Kansas (9-22-12)
- CONVERTED A TWO-POINT ATTEMPT** – Nathan Palmer (pass from Chandler Harnish) at Central Michigan (10-1-11)
- CONVERTED ON A FAKE PUNT ATTEMPT** – Desroy Maxwell (rush) vs. Florida State (1-1-13)
- PASSED FOR 300 OR MORE YARDS** – Jordan Lynch (407) vs Toledo (11-14-12)
- PASSED FOR 400 OR MORE YARDS** – Jordan Lynch (407) vs Toledo (11-14-12)
- RUSHED FOR 100 OR MORE YARDS** – Jordan Lynch (160) and Akeem Daniels (128) vs. Kent State (11-30-12)
- RUSHED FOR 200 OR MORE YARDS** – Jordan Lynch (207) at Ball State (10-6-12)
- HAD A RUSH OF 60 YARDS OR LONGER** – Jordan Lynch (71) at Ball State (10-6-12)
- TWO PLAYERS RUSHED FOR 100 YARDS IN THE SAME GAME** – Jordan Lynch (160) and Akeem Daniels (128) vs. Kent State (11-30-12)
- HAD 10 OR MORE RECEPTIONS** – Landon Cox (11) at Ohio (11-21-09)
- HAD 100 OR MORE RECEIVING YARDS** – Martel Moore (116) at Eastern Michigan (11-23-12)
- HAD 200 OR MORE RECEIVING YARDS** – Martel Moore (224) vs. Arkansas State (1-8-12)
- HAD 150 RUSHING AND 400 PASSING YARDS** – Jordan Lynch (162 rushing/407 passing) vs. Toledo (11-14-12)
- HAD 200 RUSHING AND 200 PASSING YARDS** – Chandler Harnish (229 rushing/203 passing) vs. W. Michigan (10-15-11)
- HAD 100 RUSHING AND 100 RECEIVING YARDS** – Garrett Wolfe (171 rushing/114 receiving) at Ohio State (9-2-06)
- CAUGHT TWO RECEIVING TOUCHDOWN PASSES** – Martel Moore (2) at Army (9-15-12)
- SCORED THREE TOUCHDOWNS** – Jordan Lynch (3 rushing, 1 passing) vs. Kent State (11-30-12)
- HAD TWO INTERCEPTIONS IN A GAME** – Marlon Moore vs. Buffalo (10-13-12)
- RUSHED FOR 150 YARDS IN A GAME** – Jordan Lynch (160) vs. Kent State (11-30-12)
- QB RUSHED FOR 150 YARDS** – Jordan Lynch (160) vs. Kent State (11-30-12)
- RUSHED FOR 100 YARDS IN CONSECUTIVE GAMES** – 11, Jordan Lynch at Army (125) (9-15-12) —vs. Kent State (11-30-12) NCAA QB RECORD
- RUSHED FOR 2 OR MORE TDS IN FOUR CONSECUTIVE GAMES** – Jordan Lynch vs. Ball St. (3), vs. Buffalo (2), at Akron (2), at Western Michigan (2) 2012
- SCORED A RUSHING AND RECEIVING TD IN A GAME** – Akeem Daniels vs. Massachusetts (11-3-12)
- HAD A 70-YARD RUN** – Jordan Lynch (71 yards) at Ball St. (10-6-12)
- HAD AN 80-YARD RUN** – Jordan Lynch (88 yards) at Army (9-15-12)
- KICKED A FG FOR 50 OR MORE YARDS** – Mathew Sims (54 yards) at Western Michigan (10-27-12)
- SCORED 15 OR MORE POINTS KICKING** – Mathew Sims (16) vs. Kent State (10-8-11)
- KICKED FOUR OR MORE FIELD GOALS IN A GAME** – Mathew Sims (4) vs. Kent State (10-8-11)
- THREW FIVE TDS IN A GAME** – Chandler Harnish (6) at Toledo (11-1-11)
- THREW SIX TDS IN A GAME** – Chandler Harnish (6) at Toledo (11-1-11)
- CAUGHT THREE TD RECEPTIONS IN A GAME** – Nathan Palmer (3) at Toledo (11-1-11)
- RUSHED FOR FOUR TOUCHDOWNS IN A GAME** – Akeem Daniels (4) at Eastern Michigan (11-23-12)
- COMPLETED A 60-YARD PASS** – Jordan Lynch (62 yards) to Martel Moore at Western Michigan (132) (10-27-12)
- COMPLETED A 70-YARD PASS** – Jordan Lynch (73 yards) to Martel Moore vs Toledo (11-14-12)
- COMPLETED AN 80-YARD PASS** – Chandler Harnish (91 yards) to Nathan Palmer at Minnesota (8-30-08)

NORTHERN ILLINOIS 2012 HIGHS AND LOWS

TEAM HIGHS

MOST POINTS, GAME

NIU63, vs. UMass (11/3)
Opponent.....40, by Army (9/15)

MOST POINTS, QUARTER

NIU21, 3rd vs. Toledo (11/14)
.....21, 2nd & 3rd vs. UMass (11/3)
.....21, 2nd vs. Buffalo (10/13)
.....21, 4th vs. CMU (9/29)
Opponent.....21, 4th Q. by Kent State (11/30)

MOST POINTS, HALF

NIU35, 1st vs UMass (11/3)
Opponent.....24, 2nd by Kent State (11/30)

MOST FIRST DOWNS

NIU32, vs. CMU (9/29)
Opponent.....30 by Army (9/15/12)

MOST RUSHING YARDS

NIU407, vs. CMU (9/29)
Opponent.....486, by Army (9/15)

MOST RUSHING ATTEMPTS

NIU56, vs. Kent State (11/30)
Opponent.....86, by Army (9/15)

MOST PASSING YARDS

NIU407, vs. Toledo (11/14)
Opponent.....434, by Ball St. (10/6)

MOST PASS ATTEMPTS

NIU36, vs. Toledo (11/14)
Opponent.....71, by Ball St. (10/6)

MOST PASS COMPLETIONS

NIU25, vs. Toledo (11/14)
Opponent.....42, by Ball St. (10/6)

MOST SACKS (BY DEFENSE)

NIU6, vs. Iowa (9/1)
Opponent.....4, by Kent State (11/30)

MOST TOTAL NET YARDS

NIU622, vs. CMU (9/29)
Opponent.....563, by Ball St. (10/6)

MOST PENALTIES

NIU10, vs. UMass (11/3)
Opponent.....7, by Buffalo (10/13)
.....7, by Ball St. (10/6)

MOST TURNOVERS

NIU3, vs. Kent State (11/30)
.....3, at Army (9/15)
Opponent.....3, by four opponents

MOST TIME OF POSSESSION

NIU33:01, at Akron (10/20)
Opponent.....42:33, by Army (9/15)

TEAM LOWS

FEWEST POINTS, GAME

NIU17, vs. Iowa (9/1)
Opponent.....0, by UMass (11/3)

FEWEST POINTS, HALF

NIU7, 1st vs. Toledo (11/14)
Opponent.....0, by four opponents

FEWEST FIRST DOWNS

NIU12, vs. Iowa (9/1)
Opponent.....15, by EMU (11/23)
.....15, by Akron (10/20)

FEWEST RUSHING YARDS

NIU147, vs. Iowa (9/1)
Opponent.....42, by Akron (10/20)

FEWEST RUSHING ATTEMPTS

NIU26, at Army (9/15)
Opponent.....33, by UT Martin (9/8)

FEWEST PASSING YARDS

NIU54, vs. Iowa (9/1)
Opponent.....8, by Army (9/15)

FEWEST PASS ATTEMPTS

NIU16, vs. Iowa (9/1)
Opponent.....4, by Army (9/15)

FEWEST PASS COMPLETIONS

NIU6, vs. Iowa (9/1)
Opponent.....1, by Army (9/15/12)

FEWEST SACKS (BY DEFENSE)

NIU0, by Buffalo (10/13)
.....0, at Ball St. (10/6)
Opponent.....0, by four opponents

FEWEST TOTAL NET YARDS

NIU201, vs. Iowa (9/1)
Opponent.....199, by Akron (10/20)

FEWEST PENALTIES

NIU3, vs. EMU (11/23)
.....3, vs. UT Martin (9/8)
Opponent.....2, by UMass (11/3)

FEWEST TURNOVERS

NIU0, vs. four opponents
Opponent.....0, by Kansas (9/22)

INDIVIDUAL HIGHS

RUSHING YARDS (NET)

NIU.....207, Jordan Lynch at Ball St. (10/6)
Opponent.....159, Raymond Maples, Army (9/15)

RUSHING ATTEMPTS

NIU.....36, Jordan Lynch vs. Kent St. (11/30)
Opponent.....30, Damon Bullock, Iowa (9/1)

RUSHING TOUCHDOWNS

NIU.....4, Akeem Daniels at EMU (11/23)
Opponent.....3, Larry Dixon, Army (9/15)

PASSING YARDS

NIU.....407, Jordan Lynch vs. Toledo (11/14)
Opponent.....434, Keith Wenning, Ball St. (10/6)

PASS ATTEMPTS

NIU.....36, Jordan Lynch vs. Toledo (11/14)
Opponent.....71, Keith Wenning, Ball St. (10/6)

PASS COMPLETIONS

NIU.....25, Lynch vs. Toledo (11/14)
Opponent.....42, Keith Wenning, Ball St. (10/6)

COMPLETION PERCENTAGE

NIU.....78.9 (15-19), Lynch vs. UMass (11/3)
Opponent.....63.6 (21-33), James Vandenberg, Iowa (9/1)

TOUCHDOWN PASSES

NIU.....4, Jordan Lynch at Army (9/15)
Opponent.....1, by three opponents

MOST RECEPTIONS

NIU.....9, Martel Moore at EMU (11/23)
Opponent.....14, Jamill Smith, Ball St. (10/6)

RECEIVING YARDS

NIU153, Martel Moore vs. Toledo (11/14)
Opponent.....152, Quinton Sims, UT Martin (9/8)

TOTAL OFFENSE

NIU596, by Lynch vs. Toledo (11/14)
Opponent.....438, by Keith Wenning, Ball St. (10/6)

TOUCHDOWN CATCHES

NIU.....2 by three players
Opponent.....1, by five players

TOUCHDOWNS

NIU.....4, Akeem Daniels at EMU (11/23)
Opponent.....3, Larry Dixon, Army (9/15)

SACKS

NIU.....3, by Sean Progar at WMU (10/27)
Opponent.....1, by nine players

TACKLES FOR LOSS

NIU.....4, Joe Windsor vs. Buffalo (10/13)
Opponent.....2, Montori Hughes, UT Martin (9/8)

INTERCEPTIONS

NIU.....2, Marlon Moore vs. Buffalo (10/13)
Opponent.....1, by five players

NORTHERN ILLINOIS FOOTBALL 2012 RECAPS

GAME 1

IOWA 18, NIU 17

Sept. 1, 2012 | 2:30 p.m. (CT) | ESPN
Chicago, Ill. | Soldier Field | 52,117

CHICAGO - Iowa scored its only touchdown of the game on a 23-yard run by Damon Bullock with 2:15 to play, lifting the Hawkeyes to an 18-17 victory over Northern Illinois in front of a crowd of 52,117 at Soldier Field.

Northern Illinois used the running of first-time starting quarterback Jordan Lynch and a stifling defensive effort to build a 17-9 lead with 9:43 to play in the third quarter. Lynch finished with 119 yards on 18 carries, and the NIU defense came up with six sacks for 57 yards, but the Huskies fell just short of extending its nine-game win streak.

The Huskie defense held Iowa to 268 yards and sacked the Hawkeyes' quarterback six times, led by Joe Windsor with two.

Trailing by five, 17-12, Iowa pinned the Huskies back on their own 1-yard line on a John Wienke punt. On the ensuing possession, the Huskies failed to gain any yardage, forcing Ryan Neir to punt the ball back to Iowa from the back of his own end zone. Neir's punt was returned by Micah Hyde 11 yards to the NIU 24 with 3:41 remaining.

After picking up just one yard on the first two plays, Bullock found a hole off left-tackle and raced to the end zone, giving the Hawkeyes their only lead of the game. He finished the contest with 150 yards on 30 carries.

Iowa opened the scoring in the first quarter with a 34-yard field goal from Mike Meyer on the game's opening drive. The Hawkeyes covered 14 plays and 58 yards before stalling in Huskie territory.

The Huskies drove into Hawkeye territory and were knocking on the door of the end zone as the first quarter came to a close. With his first collegiate carry on the first play of the second quarter, freshman running back Keith Harris Jr. scored on a seven-yard run, giving NIU a 7-3 lead.

Iowa trimmed the NIU lead to one, 7-6, on a 29-yard field goal by Meyer with 4:23 to play in the second quarter after a drive stalled at the NIU 11-yard line. Meyer finished the day four-of-five on field goal attempts.

The Huskies responded with a field goal of their own as Mathew Sims split the uprights from 28 yards to give NIU a 10-6 lead heading into the intermission.

The Hawkeyes forced the only turnover of the contest to open the second half as Lynch fumbled and Carl Davis recovered for Iowa on the NIU 14. Iowa had first-and-goal from the Huskie three but was turned back by the NIU defense, forcing a 22-yard Meyer field goal to trim the Huskie advantage to 10-9.

Lynch and the Huskies answered when the quarterback broke into the open and went 73 yards for a score, giving NIU a 17-9 lead.

On its first drive of the fourth quarter, Iowa again reached Huskie territory, advancing to the 26-yard line before a sack forced Meyer to attempt a 50-yard field goal, which he made to cut the UI deficit to 17-12.

SCORING BY QUARTERS	1	2	3	4	Total
Iowa	3	3	3	9	18
Northern Illinois	0	10	7	0	17

SCORING SUMMARY

IOWA - Meyer 34 FG, 1st 8:08 (14-58, 6:52)
NIU - Harris 7 run (Sims kick), 2nd 14:55 (11-61, 4:26)
IOWA - Meyer 29 FG, 2nd 4:23 (11-47, 4:04)
NIU - Sims 28 FG, 2nd 1:16 (10-64, 3:07)
IOWA - Meyer 22 FG, 3rd 10:59 (8-11, 3:10)
NIU - Lynch 73 run (Sims kick), 3rd 9:43 (3-75, 1:16)
IOWA - Meyer 50 FG, 4th 9:33 (10-31, 5:08)
IOWA - Bullock 23 run (Vandenberg pass failed), 4th 2:15 (3-24, 1:26)

Team & Individual Statistics

	IOWA	NIU	Rushing - IOWA: Bullock 30-150, Garmon 4-8, Weisman 2-8, Team 1-(-2), Vandenberg 12-(-25), NIU: Lynch 18-119, Settle 10-33, Harris 2-11, Womble 3-5, Daniels 1-5, Lewis 1-(-2), Team 1-(-24).
First Downs (R-P)	23 (18-3)	12 (7-3)	
Rushes-Net Yards	49-139	36-147	
Passing Yards	129	54	
Passes (C-A-I)	21-33-0	6-16-0	
Plays-Total Yards	82-268	52-201	
Fumbles-Lost	2-0	2-1	
Penalties-Yards	3-30	5-21	
Kickoff Returns-Yds	3-53	3-62	
Punt Returns-Yds	2-21	1-5	
3rd Down Conversions	8-18	6-15	
4th Down Conversions	1-1	0-1	
Punts-Average	4-41.8	6-37.7	
Possession Time	38:42	21:18	
Sacks By-Yards	2-12	6-57	

GAME 2

NIU 35, UT MARTIN 7

Sept. 8, 2012 | 6 p.m. (CT) | ESPN3
DeKalb, Ill. | Huskie Stadium | 16,010

DeKALB, Ill. - Northern Illinois quarterback Jordan Lynch and running back Leighton Settle powered the Huskies (1-1) to a 35-7 win over UT Martin Saturday night at Huskie Stadium. The duo combined for 166 rushing yards on 32 carries for three touchdowns as both averaged over five yards per carry against the Skyhawks (1-1) for NIU's first win of 2012.

After a tough loss at Soldier Field against Iowa last weekend, Lynch and the Huskies put on an impressive display in front of the home crowd as NIU won its 16th straight game at Huskie Stadium, dating back to 2009.

Lynch put together his best career passing day, establishing career highs of 19 completions, 25 attempts and 214 yards. The redshirt junior threw for a TD as well, connecting on a 31-yard pass down the middle to senior wide receiver Martel Moore to put NIU up 14-0 with 14:55 left in the second quarter after forcing the Skyhawks into a three-and-out. The only blemish on the day was his first career interception. Lynch also added 60 yards on 11 carries on the ground, and finished with three rushing scores.

Despite three Lynch TDs, the ground attack was anchored by Settle, who rushed 21 times for 106 yards to notch his first career 100-yard game.

The Huskie defense made several key stops and plays to hold UTM to just one touchdown, which came early in the fourth quarter. The first big stand came after a 13-play, 66-yard drive that took over five minutes of clock time in the first quarter. The Skyhawks worked the ball to the Huskie nine-yard line, but NIU's defense stood tall forcing a 21-yard field goal attempt by Cody Sandlin that sailed wide right.

The second impactful play for the defense came after Lynch's interception. The Skyhawks drove to the NIU redzone again and had first-and-goal from the NIU 10-yard line. Once again, the Huskies forced another short field goal. This time, the UTM snap for a 27-yard field was botched and Tyrone Clark recovered.

Lynch then guided the Huskies on a 15-play, 83-yard drive that lasted over 5:30 and scored on a one-yard run. The score put NIU ahead 21-0 with 3:51 left in the first half, and the Huskies didn't look back.

In the second half, Lynch added a pair of rushing scores - breaking free on a 32-yard run up the middle and powering for a four-yard score.

Defensively, safety Jimmie Ward led NIU with 10 tackles, two pass break-ups and an interception, the Huskies' first of the season. Northern Illinois held UTM to 63 rushing yards on 33 attempts. UTM receiver Quentin Sims caught 10 passes for 152 yards in the game, but was held to 46 receiving yards on five catches in the second half.

SCORING BY QUARTERS	1	2	3	4	Total
UT Martin	0	0	0	7	7
Northern Illinois	7	14	7	7	35

SCORING SUMMARY

NIU - Womble 2 run (Sims kick), 1st 8:59 (9-79, 3:00)
NIU - Moore 31 pass from Lynch (Sims kick), 2nd 14:55 (1-31, 0:05)
NIU - Lynch 1 run (Sims kick), 2nd 3:51 (15-83, 5:32)
NIU - Lynch 32 run (Sims kick), 3rd 2:57 (8-80, 2:53)
UTM - Jordan 7 pass from Carr (Sandlin kick), 4th 14:09 (10-75, 3:48)
NIU - Lynch 4 run (Sims kick), 4th 9:26 (9-39, 4:43)

Team & Individual Statistics

	UTM	NIU	Rushing - UTM: McNeil 12-61, McNair 9-13, Garland 3-4, Barksdale 5-3, Barfield 1-(-2), Satterfield 1-(-7), Carr 2-(-9), NIU: Settle 21-106, Lynch 11-60, McIntosh 6-20, Lewis 1-17, Womble 5-7, Daniels 1-3, Harris 3-2, Team 1-(-2).
First Downs (R-P)	17 (6-9)	26 (11-13)	
Rushes-Net Yards	33-63	49-213	
Passing Yards	283	214	
Passes (C-A-I)	20-36-1	19-26-1	
Plays-Total Yards	69-346	75-427	
Fumbles-Lost	3-2	1-1	
Penalties-Yards	6-45	3-40	
Kickoff Returns-Yds	4-83	2-41	
Punt Returns-Yds	1-(-2)	4-10	
3rd Down Conversions	5-16	8-13	
4th Down Conversions	1-3	1-1	
Punts-Average	6-36.8	3-42.3	
Possession Time	30:12	29:48	
Sacks By-Yards	3-10	1-10	

Passing - UTM: Carr 19-35-1, 264; McNair 1-1-0, 19. NIU: Lynch 19-25-1, 214; McIntosh 0-1-0, 0.
Receiving - UTM: Sims 10-152, Jordan 2-59, McNair 2-8, Carr 1-19, Barfield 1-15, Barksdale 1-11, Garland 1-10, Thompson 1-7, McNeil 1-2. NIU: Moore 5-56, Lewis 4-52, Brown 3-32, Ashford 2-18, Eakes 1-32, Wells 1-14, Sebastiano 1-12, Daniels 1-1, Settle 1-(-3).
Tackles - UTM: Johnson 13, Flenorl 8. NIU: Ward 10, Durante 8.

NORTHERN ILLINOIS FOOTBALL 2012 RECAPS

GAME 3

NIU 41, ARMY 40

Sept. 15, 2012 | Noon (ET) | CBS Sports Network
West Point, N.Y. | Michie Stadium | 30,176

West Point, N.Y. - The Northern Illinois defense made the stop it needed to make when freshman linebacker Boomer Mays tackled Army quarterback Trent Steelman for a two-yard loss on fourth and three with 1:47 to play, securing the Huskies' 41-40 victory over the Black Knights at Michie Stadium.

Mays' stop came after NIU took the lead with 4:29 in the game on an eight-yard touchdown pass from Jordan Lynch to Martel Moore. The touchdown pass was one of four on the day for Lynch, who threw for a career-high 342 yards on 18-of-27 passing and added 125 rushing yards on 13 carries.

Moore finished with seven catches for 134 yards and two touchdowns and Tommylee Lewis scored on a 69-yard touchdown as well as a 21-yard run.

The Northern Illinois defense struggled to stop a potent Army rushing attack as the Black Knights ran for 486 rushing yards on 86 carries and six touchdowns. Three players - Raymond Maples, Larry Dixon and Trent Steelman ran for more than 100 yards each as they tallied 159, 136 and 116 yards, respectively.

Army scored on its first possession as Maples ran for a 22-yard touchdown, before the Huskies answered with an eight-play, 70-yard drive. Lynch lofted a pass to 6-8 Tim Semisch in the back of the end zone for NIU's first score.

NIU collected the next two touchdowns to take a 21-7 lead. Lynch got a block on the edge and ran 88 yards. After the Huskie defense stopped Army on fourth and seven on the NIU 38, Northern Illinois needed just three plays to score again as Lewis scored on the end-around.

After Army responded with the first of Dixon's three TDs, NIU used its quick strike offense again with Lynch hitting Lewis for 69 yards and a 28-13 Huskie lead. Army closed the gap to 28-19 just before halftime.

On its first possession of the second half, Army ground out an eight-play, 68-yard scoring drive. Steelman scored on a 25-yard rush and the PAT narrowed the Huskies' lead to 28-26. NIU then drove to the Army four-yard line, but when Lynch appeared to reach the ball over the goal line, it was called a fumble in the end zone and Army took over on the NIU 20.

Army took advantage, once again pounding out a 12-play, 80-yard drive exclusively on the ground. Dixon scored again and when Steelman's two-point conversion attempt was true, the Huskies trailed 34-28.

Two possessions later, the Huskies responded when Lynch connected with Moore on a 31-yard fade. After Sims' PAT, NIU led 35-34.

Army was forced to punt, but Lynch fumbled on a handoff and Army recovered at the Huskie 15-yard line. One play later, Steelman ran in for the score and the Black Knights took a 40-35 lead with 8:55 to play.

SCORING BY QUARTERS	1	2	3	4	Total
Northern Illinois	14	14	0	13	41
Army	7	12	15	6	40

SCORING SUMMARY

ARMY - Maples 22 run (Grochowski kick), 1st 10:25 (10-75, 4:35)
NIU - Semisch 2 pass from Lynch (Sims kick), 1st 7:22 (8-70, 2:55)
NIU - Lynch 88 run (Sims kick), 1st 0:23 (4-98, 1:19)
NIU - Lewis 21 run (Sims kick), 2nd 8:55 (3-55, 0:52)
ARMY - Dixon 3 run (Grochowski kick failed), 2nd 4:16 (10-73, 4:29)
NIU - Lewis 69 pass from Lynch (Sims kick), 2nd 3:40 (2-75, 0:36)
ARMY - Dixon 13 run (Maples rush failed), 2nd 0:12 (13-77, 3:22)
ARMY - Steelman 25 run (Grochowski kick), 3rd 9:53 (8-68, 3:47)
ARMY - Dixon 4 run (Laird pass from Steelman), 3rd 2:23 (12-80, 6:05)
NIU - Moore 31 pass from Lynch (Sims kick), 4th 13:25 (5-50, 1:05)
ARMY - Steelman 15 run (Dixon rush failed), 4th 8:55 (1-15, 0:06)
NIU - Moore 8 pass from Lynch (Lynch pass failed), 4th 4:29 (13-72, 4:19)

Team & Individual Statistics

	NIU	ARMY
First Downs (R-P)	19 (6-12)	30 (28-1)
Rushes-Net Yards	26-173	86-486
Passing Yards	342	8
Passes (C-A-I)	18-27-1	1-4-0
Plays-Total Yards	53-515	90-494
Fumbles-Lost	2-2	3-0
Penalties-Yards	4-49	5-35
Kickoff Returns-Yds	4-72	4-80
Punt Returns-Yds	1-17	0-0
3rd Down Conversions	8-9	9-17
4th Down Conversions	0-0	3-5
Punts-Average	1-43.0	3-37.7
Possession Time	17:27	42:33
Sacks By-Yards	2-8	0-0

Rushing - NIU: Lynch 13-125, Lewis 1-21, Settle 5-19, Daniels 4-14 Team 3-(-6); ARMY: Maples 23-159, Dixon 28-136, Steelman 27-116, Baggett 3-38, Crucitti 3-27, Fraser 2-10.
Passing - NIU: Lynch 18-27-1, 342; ARMY: Steelman 1-3-0, 8; Team 0-1-0, 0.
Receiving - NIU: Moore 7-134, Ashford 4-69, Lewis 2-79, Wells 2-14, Eakes 1-38, Brown 1-6, Semisch 1-2; ARMY: Williams 1-8.
Tackles - NIU: Clark 17, Ward 11, Bass 10; ARMY: Bacon 9, Combs 5, Ugenyi 4.

GAME 4

NIU 30, KANSAS 23

Sept. 22, 2012 | 2:30 p.m. (CT) | ESPN3
DeKalb, Ill. | Huskie Stadium | 18,374

DeKALB, Ill. - Trailing by 10 points early in the fourth quarter, Northern Illinois scored the final 17 points of the game to knock off Kansas, 30-23. Junior quarterback Jordan Lynch threw for 235 yards on 23-of-35 passing with two touchdowns and ran for 134 yards on 22 carries as NIU won its 17th consecutive game at Huskie Stadium.

On the second play of the fourth quarter, Lynch threw a pass to the left side-line that was intercepted and taken back 54 yards for a touchdown by KU's Tyler Patmon. The extra point was missed, giving Kansas a 23-13 lead.

On the first play of the ensuing possession, Lynch connected with senior wide receiver Martel Moore on a Tim Tebow-esque jump pass over the middle and Moore out-ran the KU defense the rest of the way for a 65-yard score. Mathew Sims' extra point was good and the Jayhawk lead was cut to three, 23-20, with 14:23 to play.

Moore finished with 105 receiving yards on five catches, recording his second-straight 100-yard receiving game.

Thanks in part to a third-down sack by defensive end Joe Windsor, the Huskie defense stopped Kansas on fourth-and-17 at the NIU 29-yard line on KU's next possession. After moving the ball inside the Kansas 30, Northern Illinois settled for a 44-yard field goal by Sims, tying the game at 23 with 7:58 to play.

Fueled by another Windsor sack, the NIU defense quickly forced a three-and-out, giving the ball back to Lynch and the Huskie offense. It took the Huskies 2:13 and seven plays to go 53 yards, capped by a two-yard touchdown run by Leighton Settle, giving NIU a 30-23 lead with 4:33 to play.

Kansas had two more chances with the football but was unable to get a single first down.

KU quarterback Dayne Crist was 10-of-26 passing for 147 yards in the game and was sacked four times. James Sims gained 91 yards on 18 carries and had two touchdowns for the Jayhawks.

Kansas opened the scoring with a 26-yard field goal from Ron Doherty on its first drive. The Jayhawks marched 72 yards on 12 plays to the NIU nine before the drive stalled.

NIU responded on the next drive with a four-yard touchdown pass from Lynch to Tommylee Lewis for a 6-3 lead after Sims missed the extra point attempt.

Kansas regained the lead with a four-play, 86-yard drive, capped by a 26-yard Sims touchdown rush, giving the Jayhawks a 10-6 lead with 12:23 to play in the second quarter.

The Huskies reclaimed the lead, 13-10, 1:38 before halftime. Tailback Akeem Daniels cashed in for NIU with a three-yard run, capping a 77-yard drive.

SCORING BY QUARTERS	1	2	3	4	Total
Kansas	3	7	7	6	23
Northern Illinois	6	7	0	17	30

SCORING SUMMARY

KU - Doherty 26 FG, 1st 6:44 (12-72, 5:54)
NIU - Lewis 4 pass from Lynch (Sims kick failed), 1st 2:02 (13-55, 4:42)
KU - Sims 26 run (Doherty kick), 2nd 12:23 (4-86, 1:47)
NIU - Daniels 3 run (Sims kick), 2nd 1:38 (10-77, 2:37)
KU - Sims 1 run (Doherty kick), 3rd 8:50 (14-71, 6:10)
KU - Patmon 54 interception return (Doherty kick failed), 4th 14:33
NIU - Moore 65 pass from Lynch (Sims kick), 4th 14:23 (1-65, 0:10)
NIU - Sims 44 FG, 4th 7:58 (9-44, 1:58)
NIU - Settle 2 run (Sims kick), 4th 4:33 (7-53, 2:13)

Team & Individual Statistics

	KU	NIU
First Downs (R-P)	21 (12-8)	22 (12-10)
Rushes-Net Yards	45-179	46-220
Passing Yards	150	235
Passes (C-A-I)	11-27-0	23-35-1
Plays-Total Yards	72-329	81-455
Fumbles-Lost	0-0	0-0
Penalties-Yards	4-21	6-50
Kickoff Returns-Yds	3-75	4-98
Punt Returns-Yds	0-0	1-(-1)
3rd Down Conversions	4-16	9-19
4th Down Conversions	2-4	1-1
Punts-Average	7-40.0	6-35.0
Possession Time	31:30	28:30
Sacks By-Yards	0-0	4-28

Rushing - KU: Sims 18-91, Matthews 5-43, Pierson 10-30, Beshears 2-19, Cox 3-19, Bourbon 1-(-1), Crist 6-(-22); NIU: Lynch 22-134, Settle 17-68, Daniels 3-14, Lewis 2-8, Team 2-(-4).
Passing - KU: Crist 10-26-0, 147; Matthews 1-1-0, 3; NIU: Lynch 23-35-1, 235.
Receiving - KU: Turzilli 4-45, Pierson 3-36, Pick 2-45, Sims 2-24; NIU: Ashford 8-78, Moore 5-105, Lewis 5-33, Daniels 2-7, Settle 1-5, Brown 1-5, Wells 1-2.
Tackles - KU: Heeney 12, McDonald 11; NIU: Ward 6, Bishop 6, Baxter 6, Jefferson 6.

NORTHERN ILLINOIS FOOTBALL 2012 RECAPS

GAME 5

NIU 55, CMU 24

Sept. 29, 2012 | 2:30 p.m. (CT) | ESPN3
DeKalb, Ill. | Huskie Stadium | 16,292

DeKALB, Ill. - Leighton Settle scored three touchdowns while rushing for 152 yards on 23 carries to lead Northern Illinois to a 55-24 victory at Huskie Stadium. Quarterback Jordan Lynch added 144 yards on 21 carries with a touchdown as the Huskies gained 407 rushing yards on 55 carries on the day. The victory was NIU's 18th-straight at Huskie Stadium.

Northern Illinois led by 10 at halftime, but Central Michigan trimmed the lead to three, 24-21, on the first play of the second half. After a penalty on the kick-off, CMU quarterback Ryan Radcliff connected with Titus Davis on a 92-yard pass to bring the Chippewas within three. Radcliff finished the game 20-of-39 passing for 332 yards and two touchdowns.

After a 20-yard field goal by Mathew Sims extended the Huskies' lead to 27-21, Central Michigan marched to the NIU 16-yard line where Radcliff's third-down pass was intercepted by Huskie DE Sean Progar. NIU converted the turnover into points on Lynch's nine-yard touchdown run, capping a nine-play, 61-yard drive and giving the Huskies a 34-21 with 4:29 to play in the third quarter.

Ahead 34-24 in the fourth quarter, NIU lined up to kick a 20-yard field goal when holder Ryan Neir flipped the ball to Sims on the fake and the kicker went in for the score, giving NIU a 41-24 lead with 11:28 to play in the fourth quarter.

Tailbacks Settle and Keith Harris Jr. finished the scoring on runs of 46 and four yards, respectively, in the fourth quarter. Harris rushed for 66 yards on six carries.

NIU took a 14-0 lead early in the contest as Settle opened the scoring with an 11-yard touchdown run following a nine-play, 59-yard drive, and Lynch connected with wide receiver Martel Moore for a 14-yard touchdown with 3:59 to play in the first quarter.

Central Michigan cut the NIU lead in half on a 37-yard touchdown pass from Radcliff to Zurlon Tipton. Tipton caught three passes for 41 yards while also rushing for a team-best 66 yards on 15 carries.

Northern Illinois answered with an 11-play, 41-yard drive, capped by a Sims 43-yard field goal, to take a 17-7 lead. NIU extended the margin to 24-7 on Settle's six-yard touchdown run with 10:16 to play in the half. The score was set-up by a 43-yard pass from Lynch to tight end Luke Eakes.

Three minutes before the break, Tipton capped a 16-play, 75-yard drive with a 13-yard touchdown, bringing the Chippewas within 10, 24-14, at the half.

SCORING BY QUARTERS	1	2	3	4	Total
Central Michigan	7	7	10	0	24
Northern Illinois	14	10	10	21	55

SCORING SUMMARY

NIU - Settle 11 run (Sims kick), 1st 9:01 (9-59, 2:58)
NIU - Moore 14 pass from Lynch (Sims kick), 1st 3:59 (9-74, 2:39)
CMU - Tipton 37 pass from Radcliff (Harman kick), 1st 1:19 (7-71, 2:40)
NIU - Sims 43 FG, 2nd 12:53 (11-41, 3:26)
NIU - Settle 6 run (Sims kick), 2nd 10:16 (5-75, 1:21)
CMU - Tipton 13 run (Harman kick), 2nd 2:58 (16-75, 7:18)
CMU - Davis 92 pass from Radcliff (Harman kick), 3rd 14:41 (1-92, 0:19)
NIU - Sims 20 FG, 3rd 10:36 (15-62, 4:05)
NIU - Lynch 9 run (Sims kick), 3rd 4:29 (9-61, 2:09)
CMU - Harman 42 FG, 3rd 1:02 (9-57, 3:27)
NIU - Sims 7 run (Sims kick), 4th 11:28 (8-45, 1:37)
NIU - Settle 46 run (Wedel kick), 4th 3:43 (6-76, 3:13)
NIU - Harris 4 run (Wedel kick), 4th 1:04 (2-62, 0:58)

Team & Individual Statistics

	CMU	NIU
First Downs (R-P)	20 (8-12)	32 (20-11)
Rushes-Net Yards	31-130	55-407
Passing Yards	332	215
Passes (C-A-I)	20-40-1	14-33-0
Plays-Total Yards	71-462	88-622
Fumbles-Lost	11	10
Penalties-Yards	6-51	5-49
Kickoff Returns-Yds	6-109	3-81
Punt Returns-Yds	11	3-50
3rd Down Conversions	7-15	8-16
4th Down Conversions	11	3-3
Punts-Average	4-46.0	3-42.7
Possession Time	32:09	27:51
Sacks By-Yards	1-4	0-0
Rushing - CMU: Tipton 15-66, Garland 9-54, Radcliff 1-6, Lombardo 1-4, Kater 1-1, Lavallii 4-(-1); NIU: Settle 23-152, Lynch 21-144, Harris 6-66, Daniels 2-22, Neir 1-17, Sims 1-7, Lewis 1-(-1).		
Passing - CMU: Radcliff 20-39-1, 332; Kater 0-1-0, O. NIU: Lynch 14-32-0, 215; Ashford 0-1-0, O.		
Receiving - CMU: Wilson 8-111, Tipton 3-41, Williams 2-43, Davis 1-92, Lombardo 1-11, Butler 1-9, Kinville 1-9, Southworth 1-7, Lavallii 1-6, Garland 1-3; NIU: Ashford 5-64, Moore 3-45, Wells 2-24, Eakes 1-43, Lewis 1-28, Semisch 1-7, Settle 1-4.		
Tackles - CMU: Benton 12, Chapman 10, Cherocci 10, NIU: Ward 12, Santacaterina 6, Marlon Moore 6.		

GAME 6

NIU 35, BALL STATE 23

Oct. 6, 2012 | 3 p.m. (ET) | ESPN3
Muncie, Ind. | Scheumann Stadium | 11,238

Muncie, Ind. - Akeem Daniels scored on a 54-yard pass from Jordan Lynch with 4:58 to play, and Lynch added a 71-yard touchdown run two minutes later as Northern Illinois overcame a fourth-quarter deficit for the third time this season to claim a 35-23 victory over Ball State at Scheumann Stadium.

"We're a good fourth-quarter team," said NIU Head Coach Dave Doeren. "I think we do a good job of wearing guys down and I'm really proud of the resiliency of our football team. When they are down, there is no flinch."

Lynch ran for a career-high 207 rushing yards on 29 carries with three rushing touchdowns, and threw for 195 yards and a score on 16-of-23 passing to account for 402 yards of total offense in the win.

After falling behind 23-14 on Ball State quarterback Keith Wenning's one-yard run with 12:24 to play in the third quarter, NIU scored the last 21 points of the game. Lynch scored on a 12-yard run to close out a five-play, 61-yard drive in just 1:01 at 8:46 of the third quarter to pull the Huskies within two at 23-21.

Late in the third quarter, Ball State's Steven Schott missed a 34-yard field goal and NIU remained just two down entering the final period. Lynch was stopped on fourth-and-one and Ball State had another opportunity to extend its lead. The Cardinals' drive stalled at the Huskie 16 and Schott missed from 33 yards.

NIU's next drive ended when Tommylee Lewis' fumble was recovered by Ball State at the BSU 25. A Cardinals' punt returned the ball to Northern Illinois with 6:25 to play and on second-and-seven from the Ball State 46, Lynch hit Daniels with a short pass in the right flat and the junior went 54 yards for the score. Mathew Sims' extra point gave the Huskies a 28-23 lead.

The Huskie defense forced a three-and-out and NIU regained possession on its own 26-yard line with 3:58 to play. NIU faced third-and-seven at its 29 with 3:11 to play when Lynch burst through the middle, broke a tackle and raced to the end zone.

Ball State made a final comeback attempt, driving to the Northern Illinois six-yard line before the NIU defense forced four straight incompletions.

Wenning threw a Ball State school record 71 passes and completed 42. NIU's Jimmie Ward and Michael Santacaterina recorded interceptions and the Huskies knocked down six passes. Northern Illinois held the Cardinals to field goals from inside the red zone twice.

Northern Illinois jumped out to a 14-3 lead on Lynch's first touchdown - a 29-yard run on fourth and two - and a one-yard run by Leighton Settle to close out a five-play, 57-yard drive.

From there, Ball State reeled off 20 straight points from the 9:22 mark of the second quarter through the 12:24 mark of the third period, to take a 23-14 lead.

SCORING BY QUARTERS	1	2	3	4	Total
Northern Illinois	7	7	7	14	35
Ball State	3	13	7	0	23

SCORING SUMMARY

NIU - Lynch 29 run (Sims kick), 1st 4:93 (8-57, 2:45)
BSU - Schott 20 FG, 1st 0:31 (8-72, 3:32)
NIU - Settle 1 run (Sims kick), 1st 14:03 (5-57, 1:21)
BSU - Schott 27 FG, 2nd 9:22 (14-49, 4:33)
BSU - Snead 12 pass from Wenning (Schott kick), 2nd 3:19 (8-85, 2:16)
BSU - Schott 43 FG, 2nd 1:41 [4-(-3), 1:28]
BSU - Wenning 1 run (Schott kick), 3rd 12:24 (8-61, 2:29)
NIU - Lynch 12 run (Sims kick), 3rd 8:46 (5-61, 1:01)
NIU - Daniels 54 pass from Lynch (Sims kick), 4th 4:58 (5-68, 1:27)
NIU - Lynch 71 run (Sims kick), 4th 3:03 (3-74, 0:55)

Team & Individual Statistics

	NIU	BSU
First Downs (R-P)	24 (17-6)	29 (7-20)
Rushes-Net Yards	52-314	29-129
Passing Yards	195	434
Passes (C-A-I)	16-23-0	42-71-2
Plays-Total Yards	75-509	100-563
Fumbles-Lost	2-2	1
Penalties-Yards	9-81	7-70
Kickoff Returns-Yds	6-124	4-105
Punt Returns-Yds	1-2	0-0
3rd Down Conversions	2-12	9-20
4th Down Conversions	2-3	1-2
Punts-Average	6-35.7	4-39.2
Possession Time	26:12	33:12
Sacks By-Yards	0-0	2-8
Rushing - NIU: Lynch 29-207, Harris 5-46, Lewis 4-32, Settle 11-15, Daniels 2-15, Team 1-(-1); BSU: Edwards 10-65, Banks 11-43, Scott 5-17, Wenning 3-4.		
Passing - NIU: Lynch 16-23-0, 195; BSU: Wenning 42-71-2, 434.		
Receiving - NIU: Daniels 5-78, Moore 5-31, Wells 3-47, Eakes 1-34, Brown 1-6, Lewis 1-(-1); BSU: Smith 14-146, Fakes 11-98, Snead 6-87, Ryan 4-17, Mabon 2-60, Edwards 2-7, Schneider 1-9, Tomlinson 1-8, Banks 1-2.		
Tackles - NIU: Ward 12, Clark 11, Stone 10; BSU: Freeman 11, Swaby 11, Martin 11.		

NORTHERN ILLINOIS FOOTBALL 2012 RECAPS

GAME 7

NIU 45, BUFFALO 3

Oct. 13, 2012 | 2:30 p.m. (CT) | Comcast SportsNet Chicago
DeKalb, Ill. | Huskie Stadium | 14,419

DeKALB, Ill. - NIU quarterback Jordan Lynch was 13-of-20 passing for 232 yards and two touchdowns and rushed for 129 yards and two scores as Northern Illinois claimed a dominant 45-3 Homecoming victory over Buffalo Saturday at Huskie Stadium.

The victory, NIU's sixth straight, extended the Huskies' home winning streak to 19 games and its winning streak over conference foes to 11. Northern Illinois is also bowl eligible for the fifth straight year.

NIU received the game's opening kickoff and methodically marched 75 yards in 13 plays, capped by a 12-yard touchdown run by wide receiver Da'Ron Brown on a reverse.

Buffalo cut the Huskie lead to 7-3 on Patrick Clarke's 28-yard field goal.

That opportunity proved to be the only time Buffalo would convert on four trips inside the Huskie 20-yard line. Buffalo went one-for-four in the red zone in the game after coming into the contest 13-of-13. The Bulls missed a field goal and had a pair of passes intercepted by freshman defensive back Marlon Moore inside the 20.

The Bulls punted on the final play of the first quarter and NIU pushed its lead to 14-3 with an 80-yard drive. Tailback Akeem Daniels scored from a yard out on fourth and goal with 11:07 left in the half to push the NIU lead to 11. The big play on the drive was a 32-yard run by Luke Eakes on a fake punt with the Huskies looking at fourth and seven from their own 40.

Northern Illinois went four-of-five on fourth down in the game.

After the NIU defense forced a three-and-out, the Huskies made it 21-3 with a four-yard Lynch touchdown run. Buffalo responded with a drive down to the NIU eight, but the Bulls came up empty as Clarke missed a 25-yard field goal.

The Huskies took advantage quickly, going 80 yards in just four plays and 1:19 to take a 28-3 lead. Lynch ran for 40 yards, then connected with Eakes for 45 yards through the air to put the Huskies on the Buffalo four. Lynch capped the drive with a four-yard run, giving NIU a 25-point halftime advantage.

After holding Buffalo to one first down on its first drive of the second half, NIU used just one play to push the lead to 35-3. Lynch connected with Martel Moore as the senior carried a Bulls defender the final 12 yards for the score.

Marlon Moore's first interception stopped the Bulls' next drive, and after the Huskie offense went three and out, he recorded his second interception, picking off UB quarterback Alex Zordich in the end zone.

With 1:04 left in the third, the Huskies scored again as Lynch hit Lewis from 28 yards out. Martel Moore made three catches for 53 yards on the drive. He finished the game with eight receptions for 133 yards to go over the 2,000-yard mark in career receiving yards, becoming just the fifth Huskie player to do so.

SCORING BY QUARTERS	1	2	3	4	Total
Buffalo	3	0	0	0	3
Northern Illinois	7	21	14	3	45

SCORING SUMMARY

NIU - Brown 12 run (Sims kick), 1st 9:53 (13-75, 5:07)
UB - Clarke 28 FG, 1st 3:21 (14-73, 6:32)
NIU - Daniels 1 run (Sims kick), 2nd 11:07 (10-80, 3:53)
NIU - Lynch 4 run (Sims kick), 2nd 6:59 (7-58, 2:18)
NIU - Lynch 4 run (Sims kick), 2nd 1:08 (4-80, 1:19)
NIU - Moore 43 pass from Lynch (Sims kick), 3rd 11:48 (1-43, 0:09)
NIU - Lewis 28 pass from Lynch (Sims kick), 3rd 1:04 (9-73, 3:40)
NIU - Sims 42 FG, 4th 3:55 (7-18, 3:41)

Team & Individual Statistics

First Downs (R-P)	26 (6-15).....21 (10-10)	Rushing - UB: Zordich 13-47, Campbell 22-36, Dennison 1-0, Licata 3-(-9). NIU: Lynch 15-129, Eakes 1-32, Daniels 3-15, Brown 1-12, Harris 7-12, Settle 6-10, Lewis 2-4, McIntosh 5-3, Sebastiano 1-2.
Rushes-Net Yards	39-74.....41-219	Passing - UB: Zordich 18-29-2, 177; Licata 9-20-0, 86. NIU: Lynch 13-20-0, 232; McIntosh 2-5-0, 9.
Passing Yards	263.....241	Receiving - UB: Hughes 9-105, Neutz 7-81, Johnson 4-27, Dunmore 3-34, Campbell 3-9, Gordon 1-7. NIU: Moore 8-133, Lewis 3-42, Brescacin 2-24, Eakes 1-45, Brinlee 1-(-3).
Passes (C-A-I)	27-49-2.....15-25-0	Tackles - UB: Mack 10, Skinner 6. NIU: Stone 7, Windsor 7.
Plays-Total Yards	88-337.....66-460	
Fumbles-Lost	11.....1-1	
Penalties-Yards	7-103.....7-81	
Kickoff Returns-Yds	5-69.....0-0	
Punt Returns-Yds	2-(-10).....1-0	
3rd Down Conversions	7-19.....4-14	
4th Down Conversions	1-2.....4-5	
Punts-Average	7-35.4.....3-43.7	
Possession Time	29:50.....26:58	
Sacks By-Yards	0-0.....4-4	

GAME 8

NIU 37, AKRON 7

Oct. 20, 2012 | Noon (ET) | ESPN Regional/ESPN3
Akron, Ohio | InfoCision Stadium | 7,074

AKRON, Ohio - Northern Illinois quarterback Jordan Lynch ran for 131 yards and two touchdowns and threw for 223 yards and two scores to lead the Huskies to a 37-7 victory over Akron at InfoCision Stadium as NIU won its seventh straight game to improve to 7-1 on the season, 4-0 in the Mid-American Conference.

While Lynch directed the Huskie offensive machine, the NIU defense continued its dominance over MAC foes, holding Akron to just 199 yards of total offense, including just 42 rushing yards on 37 carries. The Huskies recorded five sacks and 10 tackles for loss.

NIU was held to four field goal attempts and just one touchdown through the first 28 minutes of play. Kicker Mathew Sims made two of the four threes in the first half, including a 39-yarder with 6:16 in the first quarter to put the Huskies ahead 3-0. On NIU's next drive, Lynch hit senior Martel Moore from nine yards out to complete a four-play, 30-yard drive after Giorgio Bowers had given the Huskies the ball back by causing a fumble on the ensuing kickoff return.

The score remained 10-0 until 4:47 of the second quarter as Sims missed a 48-yard field goal attempt. After NIU defensive end Sean Progar forced a fumble at midfield, the Huskies drove to the Akron 14, where Sims hit from 31 yards to give NIU a 13-0 edge.

Akron responded with its lone touchdown of the game, which was set up by a 34-yard completion from Dalton Williams to L.T. Smith to the NIU four-yard line. From there, Williams hit Jerrod Dillard for the touchdown, the first scored on the Huskie defense in six quarters, and NIU's lead was cut to 13-7 with 1:32 to play before halftime.

With Akron poised to take that momentum into halftime, the Huskie offense had other ideas. Lynch led NIU on a methodical drive, completing three passes for 29 yards to the Akron 28. Two plays later, Lynch made the play of the game by running over Akron cornerback Avis Commack en route to the end zone. The play gave Northern Illinois a 20-7 lead and the halftime momentum.

NIU started the second half by driving for Sims' third field goal of the game, a 29-yarder that put the Huskies ahead 23-7.

Akron's second-quarter touchdown would be the only score of the game for the Zips as they turned the ball over three times, including once on Demetrius Stone's first interception of the season.

Northern Illinois put the ball in the end zone two more times to put the game away. With 1:30 to play in the third quarter, Lynch hit Jason Schepler in the end zone for a 13-yard score. It was the senior's first catch of the season, and first catch since 2010 after missing last year with a knee injury.

Lynch closed out the scoring with a nifty 35-yard run on fourth-and-two as he spun and then outran the Zips' defenders to the end zone. With the win, NIU's seniors became the winningest class in school history with 36 victories.

SCORING BY QUARTERS	1	2	3	4	Total
Northern Illinois	10	10	10	7	37
Akron	0	7	0	0	7

SCORING SUMMARY

NIU - Sims 39 FG, 1st 6:16 (7-46, 1:43)
NIU - Moore 9 pass from Lynch (Sims kick), 1st 4:52 (4-30, 1:18)
NIU - Sims 31 FG, 2nd 4:47 (6-39, 1:32)
UA - Dillard 4 pass from Williams (Stein kick), 2nd 1:32 (9-75, 3:15)
NIU - Lynch 15 run (Sims kick), 2nd 0:19 (8-57, 1:06)
NIU - Sims 29 FG, 3rd 12:09 (10-63, 2:51)
NIU - Schepler 13 pass from Lynch (Sims kick), 3rd 1:30 (8-59, 3:12)
NIU - Lynch 35 run (Sims kick), 4th 11:09 (7-72, 2:59)

Team & Individual Statistics

First Downs (R-P)	28 (14-12).....15 (5-7)	Rushing - NIU: Lynch 20-131, Settle 8-50, Bowers 5-37, Daniels 4-35, McIntosh 6-26, Harris 7-26; UA: Hundley 18-63, Chisholm 8-13, Hines 3-12, Pohl 1-1, Team 1-(-3), Williams 6-(-44).
Rushes-Net Yards	50-305.....37-42	Passing - NIU: Lynch 20-33-0, 223; UA: Williams 15-29-1, 157.
Passing Yards	223.....157	Receiving - NIU: Moore 5-54, Lewis 5-29, Wells 3-31, Brescacin 2-67, Brown 2-9, Eakes 1-18, Schepler 1-13, Daniels 1-2; UA: Sconiers 3-36, Smith 2-43, Suel 2-29, Dillard 2-13, Chisholm 2-3, Hundley 1-18, Davis 1-8, Frieson 1-6, Fleming 1-1.
Passes (C-A-I)	20-33-0.....15-29-1	Tackles - NIU: Stone 7, Jefferson 6; UA: March 10, Holmes 9.
Plays-Total Yards	83-528.....66-199	
Fumbles-Lost	2-1.....2-2	
Penalties-Yards	8-70.....7-67	
Kickoff Returns-Yds	1-33.....4-47	
Punt Returns-Yds	4-20.....1-4	
3rd Down Conversions	6-17.....5-14	
4th Down Conversions	1-1.....0-0	
Punts-Average	3-35.0.....8-41.2	
Possession Time	33:01.....26:59	
Sacks By-Yards	5-40.....0-0	

NORTHERN ILLINOIS FOOTBALL 2012 RECAPS

GAME 9

NIU 48, WMU 34

Oct. 27, 2012 | 11 a.m. (CT) | ESPN Regional/ESPN3
Kalamazoo, Mich. | Waldo Stadium | 12,974

KALAMAZOO, Mich. - Northern Illinois junior Jordan Lynch continued to show why he is one of the most productive quarterbacks in the country as he threw for four touchdowns and ran for two more to lead the Huskies to a 48-34 victory over Western Michigan Saturday at Waldo Stadium.

Lynch tallied 410 yards with 136 rushing and 274 passing yards versus the Broncos. He scored on runs of two and 20 yards in the third quarter when Northern Illinois turned a 21-17 halftime deficit into a 31-21 lead.

After NIU kicker Mathew Sims broke the Huskies' school record with a 54-yard field goal on the last play of the first half, Northern Illinois trailed the Broncos 21-17 at halftime.

The game turned the Huskies' way in the third quarter when the Northern Illinois defense forced Western Michigan into three-and-outs on its first two possessions. Lewis returned WMU punter J. Schroeder's punt 34 yards to the Broncos' 22. However, Lynch was stopped on fourth-and-one, giving the ball back to Western Michigan.

Defensive end Sean Progar recorded one of his three sacks on WMU quarterback Tyler Van Tubbergen, and after a 20-yard Schroeder punt, NIU took over on the WMU 38. Lynch hit Martel Moore, who caught seven passes for 120 yards, for 12 yards and picked up 17 yards rushing to the two before taking it in himself to give the Huskies a lead they would not relinquish.

NIU's Jamaal Bass intercepted Van Tubbergen to stop the Broncos' next drive. His 44-yard interception return put Northern Illinois in position at the WMU 20. Lynch scored on the next play and the Huskies led by 10 with 4:44 to play in the third.

After another stop by the Huskie defense, Lynch drove NIU to the WMU three with the help of a 62-yard connection with Moore. From the three, Lynch hit Tommylee Lewis for the sophomore's second touchdown of the game and a 38-21 NIU lead with 13:46 to play.

Five minutes and a WMU punt - its sixth of the game - later, Northern Illinois extended the lead to 45-21 on Lynch's fourth touchdown pass as he connected with Brown from eight yards out.

Van Tubbergen completed 11 of his first 12 passes and threw two touchdown passes to Eric Monette - of 27 and six yards - in the first quarter. Lynch tied the game with the first of two touchdown passes to Brown, a nine-yarder, set up by a 44-yard punt return by Lewis.

Western Michigan took a 21-14 lead on Dareyon Chance's eight-yard run with 1:32 to play in the half on a drive extended by a Huskie personal foul.

GAME 10

NIU 63, UMASS 0

Nov. 3, 2012 | 2:30 p.m. (CT) | Huskie All-Access
DeKalb, Ill. | Huskie Stadium | 11,114

DeKALB, Ill. - Northern Illinois put together a workmanlike performance on offense, defense and special teams to earn its ninth straight victory, 63-0, over Mid-American Conference newcomer Massachusetts Saturday at Huskie Stadium.

NIU improved to 9-1, 5-0 in the MAC, while UMass fell to 0-9, 0-5. The Huskies extended their school-record home winning streak to 20 games, and won their 14th straight Mid-American Conference game dating back to last season. Northern Illinois also recorded its first shutout in 53 games, since a 37-0 victory over Eastern Michigan on Sept. 27, 2008.

"I saw a lot of good things," said NIU Head Coach Dave Doeren. "I'm excited about the win. We didn't want to look past UMass. Their team played hard and their coaches coached hard. I thought the guys played really well and what I was hoping to happen [a big win], happened."

Northern Illinois quarterback Jordan Lynch, who left the game after the first series of the first half with NIU leading 42-0, ran for 157 yards on 15 carries with a 57-yard touchdown run, and completed 15-of-19 passes for 191 yards and two touchdowns. He averaged 10.2 yards per play.

Aside from Lynch, Huskie freshmen recorded five of Northern Illinois' nine touchdowns on the day. Tailback Keith Harris scored on runs of one and two yards, and back-up quarterback Matt McIntosh recorded the first three touchdowns of his career with a pair of touchdown runs - of one and seven yards - and a six-yard scoring pass to freshman Angelo Sebastiano.

Four Huskies scored rushing touchdowns as NIU piled up 332 yards on the ground, while Lynch and McIntosh, along with receiver Jamison Wells, completed 20-of-26 passes for 278 yards and three scores. Wells completed a 44-yard pass to Juwan Brescacin on a receiver pass for the longest pass of the day. The Huskies converted on nine-of-11 turnovers and scored eight times on nine trips inside the red zone.

Brescacin, another freshman, caught four passes for 82 yards, just behind sophomore Tommylee Lewis' six catches for 86 yards.

Defensively, the Huskies forced four turnovers, including three fumbles while holding UMass to 267 total yards and an average of 3.2 yards per play. Junior safety Dominique Ware, who started in place of injured starter Jimmie Ward, made eight tackles to lead Northern Illinois as the Huskies played without three of its starting defensive backs. The NIU defensive line combined for four sacks as Anthony Wells, Donovan Gordon, Alan Baxter and Sean Progar each had one. Overall, Northern Illinois tallied 10 tackles for losses of 39 yards.

UMass was one-of-six on fourth down conversions in the game and reached the Huskie red zone just one time.

SCORING BY QUARTERS	1	2	3	4	Total
Northern Illinois	7	10	14	17	48
Western Michigan	14	7	0	13	34

SCORING SUMMARY

NIU - Lewis 31 pass from Lynch (Sims kick), 1st 11:37 (9-69, 3:23)
WM - Monette 27 pass from Van Tubbergen (Haldeman kick), 1st 8:28 (7-76, 3:09)
WM - Monette 6 pass from Van Tubbergen (Haldeman kick), 1st 1:35 (14-90, 4:36)
NIU - Brown 9 pass from Lynch (Sims kick), 2nd 12:43 (4-39, 1:11)
WM - Chance 8 run (Haldeman kick), 2nd 1:32 (14-88, 6:01)
NIU - Sims 54 FG, 2nd 0:00 (5-23, 1:32)
NIU - Lynch 2 run (Sims kick), 3rd 9:17 (5-38, 1:57)
NIU - Lynch 20 run (Sims kick), 3rd 4:44 (1-20, 0:07)
NIU - Lewis 3 pass from Lynch (Sims kick), 4th 13:46 (7-77, 2:44)
NIU - Brown 8 pass from Lynch (Sims kick), 4th 7:59 (8-80, 3:24)
WM - Van Tubbergen 9 run (Chance pass failed), 4th 6:26 (5-75, 1:33)
NIU - Sims 49 FG, 4th 4:52 (4-12, 1:34)
WM - Collins 17 pass from Van Tubbergen (Haldeman kick), 4th 2:37 (8-78, 2:15)

Team & Individual Statistics

	NIU	WMU
First Downs (R-P)	20 (9-11)	29 (10-16)
Rushes-Net Yards	40-179	38-156
Passing Yards	274	333
Passes (C-A-I)	18-28-0	32-51-1
Plays-Total Yards	68-453	89-489
Fumbles-Lost	1-0	0-0
Penalties-Yards	5-55	5-31
Kickoff Returns-Yds	4-90	5-103
Punt Returns-Yds	4-75	0-0
3rd Down Conversions	8-15	12-20
4th Down Conversions	1-2	1-1
Punts-Average	3-31.7	6-32.7
Possession Time	24:53	35:07
Sacks By-Yards	3-19	0-0
Rushing - NIU: Lynch 21-136, Harris 12-38, Lewis 1-4, Daniels 4-4, Team 2-(-3); WM: Chance 23-97, Van Tubbergen 9-39, Fields 6-20.		
Passing - NIU: Lynch 18-28-0, 274; WM: Van Tubbergen 32-51-1, 333.		
Receiving - NIU: Moore 7-120, Lewis 4-44, Brown 4-31, Brescacin 1-38, Scheppler 1-29, Sebastiano 1-12; WM: Monette 8-142, Chance 6-34, Braverman 5-6, Schaffer 3-36, Fields 2-37, Collins 2-28, Scriven 2-22, Mussman 2-16, Brant 1-9, Hughes 1-3.		
Tackles - NIU: Stone 9, Bass 9; WM: Currie 14, Bozeman 8.		

SCORING BY QUARTERS	1	2	3	4	Total
Massachusetts	0	0	0	0	0
Northern Illinois	14	21	21	7	63

SCORING SUMMARY

NIU - Moore 9 pass from Lynch (Sims kick), 1st 6:29 (4-46, 0:55)
NIU - Harris 1 run (Sims kick), 1st 3:48 (5-50, 1:20)
NIU - Daniels 17 pass from Lynch (Sims kick), 2nd 12:48 (10-75, 4:25)
NIU - Lynch 57 run (Sims kick), 2nd 9:11 (3-73, 0:43)
NIU - Harris 2 run (Sims kick), 2nd 2:58 (8-80, 2:51)
NIU - Daniels 17 run (Sims kick), 3rd 10:50 (11-75, 4:10)
NIU - McIntosh 1 run (Sims kick), 3rd 6:49 (5-66, 2:02)
NIU - Sebastiano 6 pass from McIntosh (Sims kick), 3rd 3:50 (5-16, 2:59)
NIU - McIntosh 7 run (Sims kick), 4th 8:12 (8-70, 3:57)

Team & Individual Statistics

	UMASS	NIU
First Downs (R-P)	23 (11-9)	28 (15-12)
Rushes-Net Yards	46-114	49-332
Passing Yards	153	278
Passes (C-A-I)	20-37-1	20-26-0
Plays-Total Yards	83-267	75-610
Fumbles-Lost	4-3	2-1
Penalties-Yards	2-20	10-88
Kickoff Returns-Yds	6-77	0-0
Punt Returns-Yds	0-0	3-16
3rd Down Conversions	6-18	9-11
4th Down Conversions	1-6	0-1
Punts-Average	5-43.8	1-46.0
Possession Time	30:57	29:03
Sacks By-Yards	1-6	4-22
Rushing - UM: Cox 25-81, Wilson 10-35, Andre 1-8, Doyle 3-(-3), Wegzyn 7-(-7); NIU: Lynch 15-157, McIntosh 7-45, Daniels 4-34, Spencer 2-30, Harris 13-25, Bowers 3-20, Brinlee 2-20, Stingily 1-5, Team 2-(-4).		
Passing - UM: Wegzyn 16-28-0, 137; Doyle 4-9-1, 16; NIU: Lynch 15-19-0, 191; McIntosh 4-6-0, 43; Wells 1-1-0, 44.		
Receiving - UM: Michel 6-42, Blanchflower 4-55, Davis 3-12, Walker 2-15, Cox 2-12, Williams 1-12, Long 1-4, Sharpe 1-1; NIU: Lewis 6-86, Brescacin 4-82, Sebastiano 3-40, Moore 3-29, Daniels 1-17, Eakes 1-12, Wells 1-9, Brinlee 1-3.		
Tackles - UM: Colton 10, McIntyre 8; NIU: Ware 8, Clark 6, Stephen 6.		

NORTHERN ILLINOIS FOOTBALL 2012 RECAPS

GAME 11

NIU 31, TOLEDO 24

Nov. 14, 2012 | 8 p.m. (CT) | ESPN3
DeKalb, Ill. | Huskie Stadium | 17,813

DeKALB, Ill. - Quarterback Jordan Lynch set a new NIU record for total offense with 569 yards (407 passing, 162 rushing) as Northern Illinois clinched the Mid-American Conference West Division Championship with a 31-24 victory over Toledo Wednesday night at Huskie Stadium.

Trailing by seven at halftime, the Huskies took control with a 21-point third quarter, led by big plays from the Huskie senior class.

It took NIU just one play into the third to even the contest. Lynch connected with senior wide receiver Martel Moore (San Antonio, Texas/Earl Warren) for 73 yards to tie the game, 14-14. Moore caught a short pass from Lynch, put his hand on the ground to keep his balance and then raced away from the Rocket defenders to give the Huskies a quick score.

Moore finished the game with seven catches for 153 yards and two touchdowns as he moved into second place on NIU's career list for receiving yards.

Toledo looked as though it would regain the lead until senior cornerback Rashaan Melvin made a diving interception at the one-yard line to keep the Rockets out of the end zone.

It took NIU just 2:43 to go 99 yards and take its first lead of the night. Lynch connected with senior wide receiver Perez Ashford for completions of 12 and 33 to get the Huskies out from the shadow of their own end zone. Lynch was 7-for-7 on the drive, capped by a six-yard touchdown pass to Ashford, giving the Huskies a 21-14 lead.

With Toledo inside NIU territory, Rocket quarterback Terrance Owens threw a deep pass toward David Fluellen that was intercepted by senior linebacker Tyrone Clark at the three-yard line.

Facing a long field again, the Huskies needed just 1:41 to go 97 yards and take a 14-point lead. A 46-yard pass from Lynch to Luke Eakes set up the Huskies inside the Toledo 10 and Akeem Daniels capped the drive with a touchdown from six yards out to take a 28-14 lead.

Lynch finished the third quarter 13-of-15 passing for 296 yards with two touchdowns.

A 43-yard field goal from junior kicker Mathew Sims early in the fourth quarter helped increase the NIU advantage to 31-14.

Toledo answered with 10 points on a five-yard touchdown run by Cassius McDowell and a 34-yard field goal by Jeremiah Detmer, bringing the Rockets within seven with 5:57 to play.

The Huskies picked up three first downs on the ensuing drive and were able to run out the clock.

SCORING BY QUARTERS	1	2	3	4	Total
Toledo	7	7	0	10	24
Northern Illinois	0	7	21	3	31

SCORING SUMMARY

UT - Fluellen 1 run (Detmer kick), 1st 10:01 (12-72, 4:59)
NIU - Moore 5 pass from Lynch (Sims kick), 2nd 6:27 (9-34, 3:52)
UT - Owens 1 run (Detmer kick), 2nd 3:28 (7-83, 2:59)
NIU - Moore 73 pass from Lynch (Sims kick), 3rd 14:42 (1-73, 0:18)
NIU - Ashford 6 pass from Lynch (Sims kick), 3rd 9:26 (9-99, 2:43)
NIU - Daniels 6 run (Sims kick), 3rd 1:30 (7-97, 1:41)
NIU - Sims 43 FG, 4th 12:31 (8-24, 2:19)
UT - McDowell 5 run (Detmer kick), 4th 10:06 (9-61, 2:25)
UT - Detmer 34 FG, 4th 5:57 (7-28, 2:21)

Team & Individual Statistics

	UT	NIU		UT	NIU
First Downs (R-P)	25 (7-15)	28 (9-18)	Rushing	UT: Fluellen 22-79, Owens 12-51, McDowell 3-16, Team 1-(-15), NIU: Lynch 30-162, Daniels 8-31, Lewis 1-2, Brown 1-(-2), Team 2-(-4).	
Rushes-Net Yards	38-131	42-189	Passing	UT: Owens 22-32-3, 265; Macon 0-1-0, O. NIU: Lynch 25-36-1, 407.	
Passing Yards	265	407	Receiving	UT: Reedy 10-131, Fluellen 6-55, Scott 2-21, Russell 1-20, Olack 1-16, Green 1-13, Macon 1-9, NIU: Moore 7-153, Lewis 6-65, Ashford 5-70, Daniels 3-21, Eakes 1-46, Schepler 1-23, Brown 1-17, Wells 1-12.	
Passes (C-A-I)	22-33-3	25-36-1	Tackles	UT: Molls 16, Sylvestre 8, Bell 8, NIU: Ward 11, Bass 6, Moore 6, Stone 6, Jacques 6.	
Plays-Total Yards	71-396	78-596			
Fumbles-Lost	11	2-2			
Penalties-Yards	3-30	5-56			
Kickoff Returns-Yds	5-62	3-46			
Punt Returns-Yds	0-0	1-6			
3rd Down Conversions	3-8	6-12			
4th Down Conversions	1-2	1-1			
Punts-Average	2-36.0	3-42.7			
Possession Time	30:02	29:58			
Sacks By-Yards	1-3	3-10			

GAME 12

NIU 49, EMU 7

Nov. 23, 2012 | Noon (CT) | ESPN3
Ypsilanti, Mich. | Rynearson Stadium | 1,349

YPSILANTI, Mich. - Led by the one-two punch of quarterback Jordan Lynch and tailback Akeem Daniels, Northern Illinois cruised to a 49-7 victory over Eastern Michigan at Rynearson Stadium Friday. The Huskies won their 11th straight game to finish the regular season 11-1 overall and 8-0 in Mid-American Conference play.

Daniels finished with a career-high 112 yards rushing on 12 carries with four touchdowns and Lynch rushed for 107 yards on 20 carries, and threw for 168 yards on 16-of-25 passing with one score to pace the Northern Illinois offense. Nine of Lynch's completions went to senior Martel Moore, who recorded his sixth 100-yard receiving game of the season with 116 yards and a 43-yard touchdown catch.

NIU reached 11 wins in the regular season for the first time in school history to match the Huskies' win total from each of the past two seasons.

Lynch extended his NCAA (FBS) record for consecutive 100-yard rushing games to 10 while accounting for 275 yards of total offense.

Northern Illinois took a 7-0 lead on Daniels' first touchdown run, a 25-yard jaunt, with 5:35 to play in the first quarter. Eastern Michigan responded with an 82-yard drive that consumed 5:13 on the clock to tie the score at seven on a 20-yard pass from Tyler Benz to Matt Boyd. It would be the last offensive highlight of the day for the Eagles.

Seconds later, Northern Illinois regained the lead as Tommylee Lewis returned the ensuing EMU kickoff 93 yards for a touchdown and a 14-7 Huskie lead. The kickoff return score was the third of Lewis' career.

The Huskie defense controlled Eastern Michigan throughout the second and third quarters, limiting the Eagles (2-10, 1-7) to only 116 yards. EMU did not advance inside the Northern Illinois 41 until the final play of the third quarter.

Meanwhile, as a driving snowstorm blanketed the field in white and made for slippery and icy conditions, the Huskies used the running of Daniels and Lynch to march for an 80-yard score. Daniels went untouched up the middle for a 20-yard touchdown to give the Huskies a 21-7 lead.

NIU added another seven before halftime thanks in part to an illegal substitution penalty on EMU on a fourth down play. Given another set of downs, the Huskies took advantage as on fourth-and-one from the 43, Lynch hit Martel Moore who turned upfield for a score with 53 seconds left in the half. Northern Illinois took a 28-7 halftime lead.

Daniels added two more rushing touchdowns, of 19 and 16 yards, to record the first four-rushing touchdown game by a Huskie since Garrett Wolfe accomplished the feat versus Indiana State in 2006.

Freshman receiver Jacob Brinlee added the final score, an 11-yard run with 1:23 on the clock, to provide the final margin for the Huskies.

SCORING BY QUARTERS	1	2	3	4	Total
Northern Illinois	14	14	7	14	49
Eastern Michigan	7	0	0	0	7

SCORING SUMMARY

NIU - Daniels 25 run (Sims kick), 1st 5:35 (5-53, 2:03)
EMU - Boyd 20 pass from Benz (Mulder kick), 1st 0:16 (11-82, 5:13)
NIU - Lewis 93 kickoff return (Sims kick), 1st 0:01
NIU - Daniels 20 run (Sims kick), 2nd 4:06 (13-80, 5:56)
NIU - Moore 43 pass from Lynch (Sims kick), 2nd 0:53 (7-65, 1:22)
NIU - Daniels 19 run (Sims kick), 3rd 10:44 (10-73, 4:11)
NIU - Daniels 16 run (Sims kick), 4th 8:42 (5-42, 2:01)
NIU - Brinlee 11 run (Sims kick), 4th 1:23 (6-33, 3:41)

Team & Individual Statistics

	NIU	EMU		NIU	EMU
First Downs (R-P)	24 (14-8)	15 (8-7)	Rushing	NIU: Daniels 12-112, Lynch 20-107, Brinlee 1-11, Lewis 2-10, Bowers 3-4, McIntosh 1-(-2), EM: Hill 11-29, Brumfield 6-27, Benz 13-18, Jackson 3-12, Sherrer 1-7, Gillett 2-2, Team 1-(-1).	
Rushes-Net Yards	39-242	37-94	Passing	NIU: Lynch 16-25-0, 168; Clark 0-1-0, O. McIntosh 1-1-0, 5; EM: Benz 10-22-1, 96; Gillett 2-2-0, 37.	
Passing Yards	173	133	Receiving	NIU: Moore 9-116, Ashford 2-17, Lewis 2-15, Brown 2-13, Brescacin 2-12, EM: Gillett 4-34, Scott 2-24, Jones 2-19, Hoskins 2-13, Russell 1-23, Boyd 1-20.	
Passes (C-A-I)	17-27-0	12-24-1	Tackles	NIU: Bishop 5, Mays 5, Stone 5, EM: Coleman 12, Pali 11, Belfly 10.	
Plays-Total Yards	66-415	61-227			
Fumbles-Lost	1-0	2-0			
Penalties-Yards	3-25	3-30			
Kickoff Returns-Yds	2-113	6-87			
Punt Returns-Yds	4-22	0-0			
3rd Down Conversions	6-14	4-13			
4th Down Conversions	2-2	0-1			
Punts-Average	3-39.0	7-35.3			
Possession Time	27:34	32:26			
Sacks By-Yards	3-26	0-0			

NORTHERN ILLINOIS FOOTBALL 2012 RECAPS

2012 Mid-American Conference Championship

GAME 13 NIU 44, KENT STATE 37 (2OT)

Nov. 30, 2012 | 6 p.m. (CT) | ESPN2
Detroit, Mich. | Ford Field | 18,132

DETROIT - For the second straight year, Northern Illinois won the Mid-American Conference Championship "The Hard Way," as the Huskies won a battle of ranked teams with a 44-37 double overtime win over Kent State at Ford Field in Detroit.

NIU quarterback Jordan Lynch capped a Heisman-worthy performance with his third touchdown run of the game in the second overtime, and Demetrius Stone intercepted Kent State quarterback Spencer Keith to end the game and give Northern Illinois its school record 12th win of 2012.

The Huskies, who entered the game ranked 19th by the Associated Press, 18th in the USA Today Coaches Poll and No. 21 in the BCS Rankings, won their 12th consecutive game to improve to 12-1 on the season, setting a school-record for wins in a season. No. 18 (AP)/No. 19 (USA Today)/No. 17 (BCS) Kent State dropped to 11-2 with the loss.

"Everybody believed," said NIU Head Coach Dave Doeren, who won his second MAC title in as many seasons as the Huskies' head man. "We had to resolve to battle back. We turned it over, they scored, and we just kept playing. Nobody flinched. I think that's what we do. We've been in tough places before and I'm just really proud of the resolve and the leadership of our team."

Lynch, who was named the West Division Most Valuable Player, ran for 160 yards on 36 carries with three touchdowns and completed 19-of-34 passes for 212 yards and a touchdown. He broke the NCAA FBS single season record for most rushing yards by a quarterback on a 44-yard run to the Kent State four-yard line in the third quarter. Lynch now has 1,771 yards on 271 carries, surpassing Michigan's Denard Robinson, who collected 1,702 rushing yards in 2010.

"This was a total team win," Lynch said. "Watching the defense at the end... we had each other's backs all night. I'm just so happy and proud. I'm just happy to be a MAC Champion."

Huskie tailback Akeem Daniels joined Lynch on the 100-yard rushing list with 128 yards on 17 carries with one score and caught four passes for 67 yards. Daniels gained 85 yards rushing in the final quarter and in overtime.

"I'm happy I was able to take advantage of my opportunity," Daniels said. "The o-line did a great job blocking and creating holes for me and they were keying in on Jordan a lot, so I knew that would open up some holes and stuff for me. The wide receivers did a great job on the edge and if it wasn't for the great team effort, who knows what would have happened."

The Huskie defense more than did its part, not only with Stone's interception on the final play, which came on fourth down and eight from the NIU nine-yard line, but throughout the contest.

NIU held Kent State to 70 rushing yards on 42 attempts and 260 total yards in the game. Flashes' All-America candidate Dri Archer scored on a 15-yard run in the first quarter for the first touchdown of the game, then finished the contest with 15 net yards on 12 carries. He did not have a return and caught five passes for 81 yards.

Senior noseguard Nabal Jefferson and defensive tackles Ken Bishop and Anthony Wells were literally the first line of defense as Jefferson made a career-high nine tackles, including 1.5 for loss, and Bishop recorded eight tackles, three for loss, with a quarterback sack. Wells added 2.5 tackles for loss and a sack. As a team, Northern Illinois totaled four quarterback sacks and 12 tackles for loss.

Northern Illinois fell behind 10-0 as Archer scored on a 15-yard run after the Flashes recovered a fumble on a punt return and Freddy Cortez added a 37-yard field goal. The field goal came after an 18-yard punt by NIU. The Huskies responded by out-scoring the Flashes 27-3 beginning at the five-minute mark of the first quarter through the second and third periods to take a 27-13 lead. After NIU punter Ryan Neir's kick was downed by Daniels at the Kent State four-yard line, Keith used a 60-yard completion to Archer to advance to the Northern Illinois 22-yard line. Keith picked up the final 17 yards, scoring on a five-yard run to pull the Flashes within seven.

On the Huskies' first play from scrimmage, Lynch fumbled and Kent State's Zach Hitchens scooped up the ball and ran 22 yards for the touchdown. Cortez' PAT tied the score at 27 with 4:28 to play in the fourth quarter.

Northern Illinois responded with a four-play, 75-yard drive that took just 1:31. Daniels ran for 23 yards and caught a 43-yard pass down the right sideline to set up a nine-yard Lynch touchdown run and give NIU a 34-27 lead.

Kent State came back with an 11-play, 58-yard drive to tie the score at 34.

Keith hit Tim Erjavec from 19-yards for the score and after NIU netted only two yards on a pair of plays, the MAC Championship game went into overtime for the first time in its history.

In the first overtime, the teams traded field goals. First, Cortez made a 33-yard three to put the Flashes ahead 37-34 for the first time since the first quarter. When NIU picked up just two yards on three plays, Huskie kicker Mathew Sims calmly booted a 40-yard three, the longest of his three field goals in the game.

Northern Illinois took just two plays to score in the second overtime. Daniels gained 23 yards to the two-yard line and Lynch dove over the pile and into the end zone on the next play to give Northern Illinois a 44-37 lead. On its final chance, Kent State earned a first down on a pass interference penalty and Traylon Durham took the ball to the nine. Two Keith passes fell incomplete and Stone stepped in front of the third to send the Huskies streaming onto the field in celebration.

The Huskies three appearances in the MAC Championship game in 2010 (a 26-21 loss to Miami), 2011 (a 23-20 win over Ohio) and 2012 (a 44-37 double overtime win over Kent State), have all been decided in the last 33 seconds of regulation or on the last play of overtime.

With the win, which came in front of representatives from the Discover Orange and Allstate Sugar Bowl, Northern Illinois put itself into consideration for a Bowl Championship Series Bowl pending results of other games and a rise in the USA Today Coaches and Harris polls.

After the game, Doeren said he believed NIU was deserving of a BCS bowl berth.

"Absolutely," Doeren said. "There are not many teams in the top 16 that can play as consistent as [we] have. There are no ups and downs, they win every game they're supposed to win and they've won the big games. It's a total three-phase football team."



SCORING BY QUARTERS		1	2	3	4	1OT	2OT	Total
Northern Illinois		3	14	10	7	3	7	- 44
Kent State		10	0	3	21	3	0	- 37

SCORING SUMMARY	
KSU - Archer 15 run (Cortez kick), 1st 8:57 (3-22, 0:52)	
KSU - Cortez 37 FG, 1st 5:06 (6-16, 2:13)	
NIU - Sims 27 FG, 1st 0:14 (14-65, 4:52)	
NIU - Moore 14 pass from Lynch (Sims kick), 2nd 11:03 (6-59, 2:24)	
NIU - Daniels 1 run (Sims kick), 2nd 5:53 (12-58, 3:44)	
KSU - Cortez 24 FG, 3rd 10:46 (8-46, 4:08)	
NIU - Lynch 1 run (Sims kick), 3rd 2:38 (10-75, 3:20)	
NIU - Sims 29 FG, 3rd 2:38 (9-43, 3:03)	
KSU - Keith 5 run (Cortez kick), 4th 4:53 (8-96, 2:53)	
KSU - Hitchens 22 fumble recovery (Cortez kick), 4th 4:38	
NIU - Lynch 9 run (Sims kick), 4th 3:12 (4-75, 1:26)	
KSU - Erjavec 19 pass from Keith (Cortez kick), 4th 0:44 (11-58, 2:23)	
KSU - Cortez 33 FG, 1 OT (7-9, 0:00)	
NIU - Sims 40 FG, 1 OT (4-2, 0:00)	
NIU - Lynch 2 run (Sims kick), 2 OT (2-25, 0:00)	

Team & Individual Statistics	
NIU.....KSU	
First Downs (R-P)	25 (14-11).....17 (5-10)
Rushes-Net Yards	56-312.....42-70
Passing Yards	212.....190
Passes (C-A-I)	19-34-1.....15-37-2
Plays-Total Yards	90-524.....79-260
Fumbles-Lost	2-2.....1-0
Penalties-Yards	8-62.....0-0
Kickoff Returns-Yds	2-49.....6-112
Punt Returns-Yds	3-35.....0-0
3rd Down Conversions	10-19.....8-19
4th Down Conversions	2-2.....0-2
Punts-Average	4-37.8.....5-47.6
Possession Time	32:27.....27:33
Sacks By-Yards	4-30.....4-22

Rushing - NIU: Lynch 36-160, Daniels 17-128, Brown 1-14, Lewis 1-7, Bowers 1-3; KSU: Durham 20-72, Archer 12-15, Dawson 1-4, Keith 8-(-10), Erjavec 1-(-11).
Passing - NIU: Lynch 19-34-1, 212; KSU: Keith 15-36-2, 190; Hurdle 0-1-0, 0.
Receiving - NIU: Daniels 4-67, Moore 4-39, Ashford 4-38, Lewis 3-4, Brown 2-37, Wells 2-27; KSU: Archer 5-81, Humphrey 3-36, Erjavec 3-29, Hurdle 2-11, Durham 1-22, Boyle 1-11.
Tackles - NIU: Jefferson 9, Bishop 8, Bass 8; KSU: Batton 13, Polk 10, Saulter 9, Wollet 9.

NORTHERN ILLINOIS FOOTBALL 2012 RECAPS

2013 Discover Orange Bowl

GAME 14 FLORIDA STATE 31, NIU 10

Jan. 1, 2013 | 8:50 p.m. (ET) | ESPN
Miami Gardens, Fla. | Sun Life Stadium | 72,073



MIAMI GARDENS, Fla. -- Florida State running back Lonnie Pryor ran for 134 yards and two touchdowns as Northern Illinois saw its 12-game winning streak snapped, 31-10, by the Seminoles on Tuesday, Jan. 1, 2013 in the Discover Orange Bowl at Sun Life Stadium.

Florida State quarterback E.J. Manuel was 26-of-38 for 291 yards and a touchdown. NIU redshirt junior quarterback Jordan Lynch finished the contest 15-of-41 passing for 176 yards, he was also NIU's leading rusher with 44 yards on 23 carries.

"We made some plays," said Northern Illinois head coach Rod Carey. "But we didn't make enough of them. That was the hard part. Games like this always come down to running the football and stopping the run, and we could not run the football well enough."

After a Lynch punt backed the Seminoles up to their own 5-yard line midway through the first quarter, it took FSU just four plays to go 95 yards and open the scoring. Pryor went 60 yards for the touchdown to give the Atlantic Coast Conference champions a 7-0 lead with 5:28 to play in the first quarter.

Northern Illinois answered with a 25-yard field goal by junior Mathew Sims. It looked as though Florida State had forced an NIU punt, but a fake by the Huskies gave NIU a first down on the Florida State 33. Freshman tight end Deshaun Maxwell picked up 35 yards around the left end on the fake. On the next play, Lynch connected with sophomore receiver Tommylee Lewis on a 25-yard swing pass to give the Huskies first-and-goal at the Seminole six. NIU wasn't able to get in the end zone but Sims connected from 25 yards out to trim the Florida State lead to 7-3 with 1:14 to play in the first quarter.

Lewis finished the game with a team-high five catches for 61 yards.

The Seminoles increased their lead to 14-3 just before halftime. Florida State marched 82 yards in 10 plays to score with just 11 seconds left before the intermission. Manuel was 7-of-7 passing on the drive for FSU, capped by a 6-yard touchdown pass to Rashad Greene, giving the Seminoles an 11-point lead.

Florida State took the kickoff to open the second half and added a field goal to push its lead to 17-3. On the first play from scrimmage, Pryor ran for 31 yards on a sweep to move the Seminoles across midfield. Manuel then hooked up with Greene for 18 yards on a key third-and-four, moving Florida State to the NIU 20. FSU reached the NIU 2-yard line, but the Huskie defense held the Seminoles out of the end zone and Florida State had to settle for a 25-yard Dustin Hopkins field goal.

The Huskies answered with a 6-play, 87-yard touchdown drive to pull back within seven. Facing a third-and-15 and its own 8-yard line, Lynch connected with junior running back Akeem Daniels for 55 yards down the sideline. Two plays later, Lynch ran for 22 yards to give NIU a first down at the FSU 11-yard

line. On the next play, Lynch found senior receiver Martel Moore on a crossing pattern for the score to cut the score to 17-10 with 9:55 to play in the third quarter.

"We made some adjustments," Carey said of the third quarter. "We had to. We didn't do anything first half offensively. You know, we just let our playmakers make plays, and that's what got us back in the game. We had a chance."

With the momentum swinging toward the Huskies, NIU surprised the Seminoles with an onside kick. Redshirt freshman Paris Logan recovered the kick at the Huskie 47-yard line. Northern Illinois moved down to the Florida State 23 before a Lynch pass was intercepted by Terrence Brooks to thwart the NIU drive.

The two teams exchanged punts before Florida State pushed its lead back to 14, 24-10, on the first play of the fourth quarter. Manuel scored on a quarterback draw from nine yards out to give the Seminoles the two-touchdown lead. The FSU signal caller set up the touchdown score with a 13-yard run on a third-and-seven on the play prior to the touchdown.

Northern Illinois was on the move looking to answer before a Huskie fumble gave the ball back to the Seminoles. NIU had just crossed midfield before the fumble, though it appeared the NIU runner was down before losing the ball. The play was reviewed and the call on the field was upheld, giving the Seminoles the ball near midfield. On the second play following the fumble, Pryor went 37 yards up the middle for a Seminole touchdown to give Florida State a 31-10 lead with 10:33 to play in the fourth quarter.

SCORING BY QUARTERS	1	2	3	4	Total
Northern Illinois	3	0	7	0	- 10
Florida State	7	7	3	14	- 31

SCORING SUMMARY

FSU - Pryor 60 run (Hopkins kick), 1st 5:28 (4-95, 1:11)
NIU - Sims 27 FG, 1st 1:41 (10-67, 3:47)
FSU - Greene 6 pass from Manuel (Hopkins kick), 2nd 0:11 (10-82, 3:46)
FSU - Hopkins 25 FG, 3rd 11:48 (9-68, 3:12)
NIU - Moore 11 pass from Lynch (Sims kick), 3rd 9:55 (6-87, 1:53)
FSU - Manuel 9 run (Hopkins kick), 4th 14:56 (8-61, 3:17)
FSU - Pryor 37 run (Hopkins kick), 4th 10:33 (2-42, 0:42)

Team & Individual Statistics

	NIU	FSU
First Downs (R-P)	17 (5-7)	23 (9-13)
Rushes-Net Yards	32-83	37-243
Passing Yards	176	291
Passes (C-A-I)	15-41-1	26-38-0
Plays-Total Yards	73-259	75-534
Fumbles-Lost	1-1	1-1
Penalties-Yards	5-40	8-96
Kickoff Returns-Yds	4-73	0-0
Punt Returns-Yds	1-6	0-0
3rd Down Conversions	5-18	3-14
4th Down Conversions	2-4	2-2
Punts-Average	7-42.1	5-36.8
Possession Time	25:52	34:08
Sacks By-Yards	0-0	3-16

Rushing - NIU: Lynch 23-44, Maxwell 1-35, Daniels 3-15, Brown 1-14, Lewis 2-9, Wells 1-1, Team 1-(-1), Brown 1-(-20); FSU: Pryor 5-134, Wilder 11-52, Freeman 14-30, Manuel 6-26, Dent 1-1.
Passing - NIU: Lynch 15-41-1, 176; FSU: Manuel 26-38-0, 291.
Receiving - NIU: Lewis 5-61, Moore 4-29, Ashford 4-19, Daniels 2-67; FSU: Shaw 6-61, Greene 5-45, Freeman 3-43, Dent 3-42, Smith 3-41, Pryor 3-17, O'Leary 2-29, Benjamin 1-13.
Tackles - NIU: Ward 14, Melvin 10, Bass 7; FSU: Williams 10, Jones 10, Joyner 6.

BOWL BENEFITS

The Orange Bowl was about much more than a football game for Northern Illinois University and its fans.

In the weeks immediately following the BCS bowl bids, applications to Northern Illinois University were up significantly over the same time period a year ago.

Purchases of NIU merchandise from the popular Fanatics.com website increased by 274 percent compared to a year ago for the same time period, and the Huskies' official athletics website, www.NIUHuskies.com, saw record traffic numbers in both unique visitors and page views.

Northern Illinois provided free tickets to the Orange Bowl to NIU students, and departments throughout the campus came together to organize a four-day, three-night bus trip to the game for just \$150 per student. In all, approximately 1,300 NIU students traveled to the game on 26 buses. Many commented that it was the finest example of Huskie Spirit and Pride they had enjoyed at Northern Illinois. In all, Northern Illinois provided a free game ticket to 2,876 students.

NIU distributed 15,500 tickets to the Orange Bowl, and Huskie fans were loud and proud at the game, at the NIU Alumni Association-sponsored New Year's Eve Party, and throughout south Florida in the days leading up to the game.

The estimated value of the unprecedented media coverage NIU received through its Orange Bowl appearance was \$88 million in print and web articles alone. The game scored a 7.1 rating on ESPN on New Year's night as the most viewed program of the evening, an average of 10.562 million viewers.

NIU FOOTBALL 2012 HONORS & AWARDS

JORDAN LYNCH, QB

- Manning Award (Finalist)
- Associated Press All-American (Second Team) - All-Purpose
- Phil Steele's Magazine All-American (Second Team) - All-Purpose
- CBSSports.com All-American (Third Team)
- SI.com All-American (honorable mention)
- Seventh in 2012 Heisman Trophy balloting
- Mid-American Conference Vern Smith Leadership Award
- MAC Offensive Player of the Year
- Sporting News MAC Player of the Year
- CFN.com MAC Offensive Player of the Year
- Columbus Touchdown Club MAC Player of the Year
- All Mid-American Conference (First Team)
- CFN.com All Mid-American Conference (First Team)
- Phil Steele All Mid-American Conference (First Team)
- MAC West Offensive Player of the Week (Army, Kansas, Ball State, Toledo)
- Capital One Cup Impact Performer of the Week (Army, Kent State)
- Manning Award Star of the Week (Army, Ball State, Buffalo, Toledo)
- Honorable Mention - Davey O'Brien QB of the Week (Ball St.)

ALAN BAXTER, DE

- All Mid-American Conference (First Team)
- CFN.com All Mid-American Conference (First Team)
- Phil Steele All Mid-American Conference (First Team)
- Capital One Academic All-American (First Team)
- Capital One Academic All-District V (First Team)
- Academic All-MAC

JASON SCHEPLER, TE

- Capital One Academic All-American (Second Team)
- Capital One Academic All-District V (First Team)
- Allstate AFCA Good Works Team Nominee
- Senior CLASS Award Candidate (*one of 30*)
- Academic All-MAC

NABAL JEFFERSON, DT

- NFF National Scholar-Athlete Award
- NFF Campbell Trophy Finalist
- Capital One Academic All-American (Second Team)
- Capital One Academic All-District V (First Team)
- NFF Chicago Chapter Mental Toughness Award
- Academic All-MAC
- NCAA Postgraduate Scholarship

JIMMIE WARD, S

- All Mid-American Conference (First Team)
- Phil Steele All Mid-American Conference (First Team)
- MAC West Defensive Player of the Week (UT Martin)

SEAN PROGAR, DE

- All Mid-American Conference (First Team)
- Phil Steele All Mid-American Conference (First Team)
- CFN.com All Mid-American Conference (First Team)
- MAC West Defensive Player of the Week (Iowa, Western Michigan)

MARTEL MOORE, WR

- All Mid-American Conference (First Team)
- CFN.com All Mid-American Conference (First Team)
- Phil Steele All Mid-American Conference (First Team)

TYLER LOOS, LT

- CFN.com All Mid-American Conference (First Team)
- All Mid-American Conference (Second Team)
- CollegeFootballNews.com All-Sophomore (Honorable Mention)

RASHAAN MELVIN, CB

- CFN.com All Mid-American Conference (First Team)

TYRONE CLARK, LB

- All Mid-American Conference (Second Team)

MATHEW SIMS, PK

- MAC West Specialist of the Week (Central Michigan, Western Michigan)

MARLON MOORE, CB

- MAC West Defensive Player of the Week (Buffalo)

TOMMYLEE LEWIS, KR

- MAC West Specialist of the Week (Eastern Michigan)

KEN BISHOP, DT

- MAC West Defensive Player of the Week (UMass)

COURTNEY STEPHEN, S

- Academic All-MAC

ROB STERLING, FB

- Capital One Academic All-District V (First Team)
- Academic All-MAC

RYAN NEIR, P

- Ray Guy Award Candidate
- Academic All-MAC

— NIU RETURNEES - GAMES PLAYED, STARTED —

Name	Pos.	Cl.	GP/GS	Name	Pos.	Cl.	GP/GS	Name	Pos.	Cl.	GP/GS
Zach Anderson	DT	Sr.-RS	15/0	Ryan Gorrell	LB	Jr.-RS	2/0	Wes Ott	OL	Jr.-RS	6/0
Jamaal Bass	LB	Jr.-RS	25/23	Keith Harris, Jr.	TB	So.	9/2	Tyler Pitt	OL	Jr.-RS	28/1
Matt Battaglia	OL	Sr.-RS	9/0	Marckie Hayes	DB	Jr.-RS	27/0	George Rainey	LB	Sr.-RS	36/0
Ken Bishop	DT	Sr.	14/9	Matt Krempel	OL	Sr.-RS	32/4	Mike Santacaterina	LB	Jr.-RS	24/6
Giorgio Bowers	TB	Jr.-RS	12/0	Rasheen Lemon	LB	So.-RS	14/1	Angelo Sebastiano	WR	So.-RS	12/0
Juwan Brescacin	WR	So.-RS	11/0	Tommylee Lewis	WR	Jr.	25/3	Tim Semisch	TE	Jr.-RS	24/5
Jacob Brinlee	WR	So.	10/0	Paris Logan	DB	So.-RS	14/0	Mathew Sims	K	Sr.	33/--
Da'Ron Brown	WR	Jr.-RS	28/11	Tyler Loos	OT	Jr.-RS	11/11	James Spencer	RB	Jr.-RS	14/0
Ryan Brown	OT	Jr.-RS	24/13	Jordan Lynch	QB	Sr.-RS	36/14	Rob Sterling	FB	Jr.	24/4
Aidan Conlon	OG	So.-RS	14/14	Devonte Majors	WR	So.-RS	2/0	Cameron Stingily	TB	Jr.-RS	9/0
Ricky Connors	FB	Jr.-RS	7/1	Desroy Maxwell	TE	So.	13/2	Jess Striedl	FB	Jr.-RS	1/0
Mike Cotton	LB	So.	10/0	Brian Mayer	DS	Jr.-RS	28/--	Kevin Tennenbaum	TE	So.-RS	1/0
Akeem Daniels	WR	Sr.	39/8	Boomer Mays	LB	So.-RS	14/4	Jared Volk	OL	Sr.-RS	36/15
Dechane Durante	D	Jr.-RS	23/15	Matt McIntosh	QB	So.-RS	6/0	Jimmie Ward	DB	Sr.	41/25
Luke Eakes	TE	Jr.-RS	28/15	Nate McNeal	S	Sr.-RS	2/0	Dominique Ware	CB	Sr.-RS	36/3
Sean Evans	DB	Sr.-RS	30/4	Jason Meehan	DE	Jr.	28/0	Tyler Wedel	K	Jr.	28/--
Jhony Faustin	CB	Sr.	26/11	Marlon Moore	CB	So.	13/6	Anthony Wells	DE	Sr.-RS	32/7
Perez Ford	DE	So.	14/0	Tre Moore	S	So.-RS	9/0	Jamison Wells	WR	Sr.-RS	30/1
Mike Gegner	C	Jr.-RS	12/0	Andrew Ness	C	So.-RS	14/14	Joe Windsor	DE	Sr.	40/2
Donovan Gordon	DT	Jr.-RS	14/0	Stephen O'Neal	DE	Jr.-RS	25/0	Bobby Winkel	LB	Jr.-RS	17/0



NIU FOOTBALL RECORDS

NORTHERN ILLINOIS FOOTBALL RECORDS

RUSHING

TEAM RECORDS

Most Attempts

Game: 81, vs. Cal-State Fullerton (10-23-87)
Season: 701 (1987)

Most Net Yards Gained

Game: 733, vs. Fresno State (10-6-90)
Half: 459, vs. Fresno State (10-6-90, 1st)
Season: 3,791 (1990)

Most Touchdowns

Game: 18, vs. Wheaton (10-19-12)*
Season: 44 (2012)

Highest Yards Per Carry Average

Season: 6.27 (2010)

Most First Downs Rushing

Game: 31, vs. Fresno State (10-6-90)
Season: 183 (1990)

INDIVIDUAL RECORDS

Most Attempts

Game: 52, Michael Turner vs. Central Michigan (11-18-00)
Season: 338, Michael Turner (2002)
Career: 940, Michael Turner (2000-03)

Most Net Yards Gained

Game: 353, Garrett Wolfe at Ball State (9-30-06)
Season: 1,976, LeShon Johnson (1993)
Freshman: 1,043, Allen Ross (1977)
Sophomore: 1,656, Garrett Wolfe (2004)
Junior: 1,915, Michael Turner (2002)
Senior: 1,976, LeShon Johnson (1993)
Career: 5,164, Garrett Wolfe (2004-06)



Fullback Mark Kellar gained 1,719 yards on 291 carries for the 1973 Huskies.

Most Touchdowns

Game: 7, Bill Anderson vs. Wheaton (10-19-12)*
Season: 22, Chad Spann (2010)
Career: 52, Garrett Wolfe (2004-06)

Highest Yards Per Game Average

Season: 179.6, LeShon Johnson (1993)
Career: 156.48, Garrett Wolfe (2004-06)

Longest Run From Scrimmage

Scoring: 99, Reino Nori vs. UW-Whitewater, (11-17-34)*
Non-scoring: 79, William Andrews vs. Ball State, (10-8-99)

Highest Yards Per Rush Average

Game (min. 10 att.): 17.6, Stacey Robinson vs. Cincinnati (11-18-89)
Season (min. 75 att.): 7.3, Bob Soltis (1960)*
Career (min. 225 att.): 6.55, Jordan Lynch (2009-pres)

Most 100-Yard Games

Season: 12, Jordan Lynch (2012)
Career: 22, Garrett Wolfe (2004-06)

Most Consecutive 100-Yard Games

Season: 11, Jordan Lynch (2012)
Career: 11, Garrett Wolfe (2005-06)
Jordan Lynch (2012)

Most Consecutive 200-Yard Games

Season: 3, LeShon Johnson (1993)

Quickest to 1,000 Rushing Yards

Season: 5 games (1,181 yards), Garrett Wolfe, 2006
6 (1,105), LeShon Johnson, 1993

Most Attempts By Quarterback

Game: 36, Jordan Lynch vs. Kent State, (11-14-12)
Season: 294, Jordan Lynch (2012)
Career: 665, Marshall Taylor (1985-88)

Most Attempts By Fullback

Game: 40, Mark Kellar at Illinois State (10-27-73)
Season: 291, Mark Kellar (1973)
Career: 744, Mark Kellar (1971-73)

Most Net Yards By Quarterback

Game: 308, Stacey Robinson vs. Fresno State (10-6-90)
Season: 1,815, Jordan Lynch (2012)
Career: 2,727, Stacey Robinson (1988-90)

Most Net Yards By Fullback

Game: 246, Mark Kellar at Illinois State (10-27-73)
Season: 1,719, Mark Kellar (1973)
Career: 3,745, Mark Kellar (1971-73)

* Indicates College Division

^ Tied for NCAA record

TEAM SEASON HIGHS

Rushing Attempts

	Att.	Yards	Year
1.	701	3,246	1987
2.	680	3,639	1989
3.	668	3,489	1973
4.	639	2,730	1972
5.	632	2,246	1979
6.	618	3,791	1990
7.	613	3,335	2012
8.	611	2,227	1986
9.	610	2,273	1978
10.	598	2,380	1983

Rushing Yards

	Yards	Att.	Year
1.	3,791	618	1990
2.	3,645	581	2010
3.	3,639	680	1989
4.	3,489	668	1973
5.	3,335	613	2012
6.	3,278	595	2011
7.	3,246	701	1987
8.	2,858	550	2004
9.	2,730	639	1972
10.	2,537	531	2009

Rushing Yards/Game

	Average	Yards	Att.	Year
1.	344.6	3,791	618	1990
2.	330.8	3,639	680	1989
3.	317.2	3,489	668	1973
4.	295.1	3,246	701	1987
5.	260.4	3,645	581	2010
6.	248.2	2,730	639	1972
7.	238.2	2,858	550	2004
	238.2	3,335	613	2012
9.	234.1	3,278	595	2011
10.	228.7	2,516	578	1994

Rushing Touchdowns

	TDs	Yards	Att.	Year
1.	44	3,335	613	2012
2.	42	3,645	581	2010
3.	40	3,639	680	1989
4.	39	3,489	668	1973
5.	36	3,791	618	1990
6.	35	2,509	539	2000
7.	34	3,278	595	2011
8.	31	3,246	701	1987
9.	29	2,516	578	1994
10.	28	2,858	550	2004
	28	2,480	478	2005



NORTHERN ILLINOIS FOOTBALL RECORDS

RUSHING

CAREER LEADERS

Rushing Attempts

	Player	Seasons	Yards	Avg.	Att.
1.	Michael Turner	2000-03	4,941	5.26	940
2.	Allen Ross	1977-80	3,500	4.00	867
3.	Garrett Wolfe	2004-06	5,164	6.40	807
4.	Mark Kellar	1971-73	3,745	5.03	744
5.	Marshall Taylor	1985-88	1,971	2.96	665
	Adam Dach	1987-91	3,438	5.16	665
7.	Charles Talley	1993-96	3,155	4.77	661
8.	LeShon Johnson	1992-93	3,314	5.60	592
9.	Thomas Hammock	1999-2002	2,432	4.47	544
10.	Chandler Harnish	2008-11	2,983	5.54	538

Rushing Yards

	Player	Seasons	Att.	Avg.	Yards
1.	Garrett Wolfe	2004-06	807	6.40	5,164
2.	Michael Turner	2000-03	940	5.26	4,941
3.	Mark Kellar	1971-73	744	5.03	3,745
4.	Allen Ross	1977-80	867	4.00	3,500
5.	Adam Dach	1987-91	665	5.16	3,438
6.	LeShon Johnson	1992-93	592	5.60	3,314
7.	Charles Talley	1993-96	661	4.77	3,155
8.	Chandler Harnish	2008-11	538	5.54	2,983
9.	Chad Spann	2007-10	536	5.44	2,916
10.	Stacey Robinson	1988-90	428	6.37	2,727
11.	Thomas Hammock	1999-2002	544	4.47	2,432
12.	Jordan Lynch	2009-Present	370	6.55	2,423
13.	John LaLonde	1968-70	509	4.38	2,227
14.	Darryl Richardson	1982-85	487	4.50	2,191
15.	Carl Fisher	1975-78	474	4.27	2,022
16.	Marshall Taylor	1985-88	665	2.96	1,971
17.	Jack Dean	1961-64 *	372	5.04	1,874
18.	Vince Smith	1974-76	378	4.91	1,856
19.	Ivory Bryant	1997-99	496	3.65	1,808
20.	Pete Roth	1980-82, 84	417	4.29	1,795
21.	Rodney Taylor	1985-88	350	4.81	1,684
22.	Jerry Latin	1972-74	294	5.62	1,651
23.	A.J. Harris	2002-05	342	4.73	1,616
24.	William Andrews	1998-99	373	4.30	1,603
25.	Justin Anderson	2006-09	352	4.46	1,571
26.	Ed Johnson	1973-75	353	4.37	1,542
27.	Joe Plaskas	1956-59 *	336	3.96	1,332
28.	Jasmin Hopkins	2010-11	225	5.88	1,322
29.	Bob Brigham	1947-49 *	-	-	1,221
30.	Me'co Brown	2008-09	258	4.48	1,155
31.	Bruce Bray	1967-69 *	275	4.00	1,099
32.	Lou Wicks	1980-83	275	3.96	1,090
33.	Bob Soltis	1956, 59-60 *	211	4.94	1,042
34.	Antonio Davis	1985-87	246	4.14	1,018

Rushing Touchdowns

	Player	Seasons	Att.	Yards.	Avg.	TDs
1.	Garrett Wolfe	2004-06	807	5,164	6.40	52
2.	Chad Spann	2007-10	536	2,916	5.44	49
3.	Michael Turner	2000-03	940	4,941	5.26	43
4.	Stacey Robinson	1988-90	428	2,727	6.37	38
5.	Mark Kellar	1971-73	744	3,745	5.03	32
6.	Allen Ross	1977-80	867	3,500	4.00	30
7.	Charles Talley	1993-96	661	3,155	4.77	27
8.	Thomas Hammock	1999-2002	544	2,432	4.47	25
	Jordan Lynch	2009-Present	370	2,423	6.55	25
10.	Chandler Harnish	2008-11	538	2,983	5.54	24

Rushing Yards Per Game

	Player	Seasons	Yards	Games	Yds./Gm
1.	Garrett Wolfe	2004-06	5,164	33	156.5
2.	LeShon Johnson	1992-93	3,314	22	150.6
3.	Mark Kellar	1971-73	3,743	31	120.8
4.	Michael Turner	2000-03	4,941	45	109.8
5.	Stacey Robinson	1988-90	2,727	25	109.1
6.	Allen Ross	1977-80	3,500	42	83.3
7.	Charles Talley	1993-96	3,155	39	80.9
8.	Adam Dach	1987-91	3,438	45	76.4
9.	William Andrews	1998-99	1,603	21	76.3
10.	John LaLonde	1968-70 *	2,227	30	74.2

Yards Per Carry (minimum 300 attempts)

	Player	Seasons	Yards	Att.	Avg.
1.	Jordan Lynch	2009-Present	2,423	370	6.55
2.	Garrett Wolfe	2004-06	5,164	807	6.40
3.	Stacey Robinson	1988-90	2,727	428	6.37
4.	LeShon Johnson	1992-93	3,314	592	5.60
5.	Chandler Harnish	2008-11	2,983	538	5.54
6.	Chad Spann	2007-10	2,916	536	5.44
7.	Michael Turner	2000-03	4,941	940	5.30
8.	Adam Dach	1987-91	3,438	665	5.20
9.	Jack Dean	1961-64 *	1,874	372	5.04
10.	Mark Kellar	1971-73	3,745	744	5.03

100-Yard Rushing Games

	Player	Seasons	GP	100-Yard Games
1.	Garrett Wolfe	2004-06	33	22
2.	Michael Turner	2000-03	45	21
3.	Mark Kellar	1971-73	31	19
4.	LeShon Johnson	1992-93	22	15
	Charles Talley	1993-96	39	15
6.	Allen Ross	1977-80	42	14
	Jordan Lynch	2009-Present	36	14
8.	Thomas Hammock	1999-2002	32	12
9.	Stacey Robinson	1988-90	25	11
	Chandler Harnish	2008-11	47	11

Consecutive 100-Yard Rushing Games

	Player	Seasons	No.
1.	Garrett Wolfe	2005-06	11
	Jordan Lynch	2012	11
3.	Garrett Wolfe	2004	7
4.	LeShon Johnson	1993	6
	Charles Talley	1995	6
	Michael Turner	2002	6
7.	Mark Kellar	1973	5
	Thomas Hammock	2000	5
	Justin Anderson	2007	5
10.	Michael Turner	2003	4
	LeShon Johnson	1992	4
	Chad Spann	2010	4
	Chandler Harnish	2011	4

200-Yard Rushing Games

	Player	Seasons	No.
1.	Garrett Wolfe	2004-06	10
2.	Michael Turner	2000-03	7
3.	LeShon Johnson	1992-93	5
4.	Mark Kellar	1971-73	3
	Stacey Robinson	1989-90	3
	Charles Talley	1993-96	3
7.	Allen Ross	1977-80	2

* Indicates College Division



NORTHERN ILLINOIS FOOTBALL RECORDS

RUSHING

SINGLE SEASON LEADERS

Rushing Attempts

Player	Season	Yards	Avg.	Att.
1. Michael Turner	2002	1,915	5.67	338
2. LeShon Johnson	1993	1,976	6.04	327
3. Michael Turner	2003	1,648	5.32	310
4. Garrett Wolfe	2006	1,928	6.24	309
5. Jordan Lynch	2012	1,815	6.17	294
6. Mark Kellar	1973	1,719	5.91	291
7. Mark Kellar	1972	1,316	4.62	285
Charles Talley	1995	1,540	5.40	285
9. Justin Anderson	2007	1,245	4.54	274
10. Allen Ross	1977	1,043	3.82	273

Rushing Yardage

Player	Season	Att.	Avg.	Yards
1. LeShon Johnson	1993	327	6.04	1,976
2. Garrett Wolfe	2006	309	6.24	1,928
3. Michael Turner	2002	338	5.67	1,915
4. Jordan Lynch	2012	294	6.17	1,815
5. Mark Kellar	1973	291	5.91	1,719
6. Garrett Wolfe	2004	256	6.47	1,656
7. Michael Turner	2003	310	5.32	1,648
8. Garrett Wolfe	2005	242	6.53	1,580
9. Charles Talley	1995	285	5.40	1,540
10. Stacey Robinson	1989	223	6.47	1,443
11. Chad Spann	2010	258	5.38	1,388
12. Chandler Harnish	2011	194	7.11	1,379
13. LeShon Johnson	1992	265	5.05	1,338
14. Mark Kellar	1972	285	4.62	1,316
15. Justin Anderson	2007	274	4.54	1,245
16. Stacey Robinson	1990	193	6.41	1,238
17. Darryl Richardson	1983	235	5.12	1,204
18. William Andrews	1999	240	4.70	1,127
19. Thomas Hammock	2001	268	4.09	1,096
20. Thomas Hammock	2000	215	5.04	1,083
21. Allen Ross	1977	273	3.82	1,043
22. Chad Spann	2009	179	5.80	1,038
23. Allen Ross	1978	259	3.99	1,033
24. Pete Roth	1982	220	4.58	1,008
Charles Talley	1996	241	4.18	1,008

Rushing Yards Per Game

Player	Season	GP	Yards	Yds./Game
1. LeShon Johnson	1993	11	1,976	179.6
2. Garrett Wolfe	2005	9	1,580	175.6
3. Michael Turner	2002	12	1,915	159.6
4. Mark Kellar	1973	11	1,719	156.3
5. Garrett Wolfe	2004	11	1,656	150.6
6. Garrett Wolfe	2006	13	1,928	148.3
7. Charles Talley	1995	11	1,540	140.0
8. Michael Turner	2003	12	1,648	137.3
9. Stacey Robinson	1989	11	1,443	131.1
10. Jordan Lynch	2012	14	1,815	129.6

Rushing Touchdowns

Player	Season	Att.	Yards	Avg.	TDs
1. Chad Spann	2010	258	1,388	5.38	22
2. Stacey Robinson	1989	223	1,443	6.47	19
Stacey Robinson	1990	193	1,238	6.41	19
Michael Turner	2002	338	1,915	5.67	19
Chad Spann	2009	179	1,038	5.80	19
Jordan Lynch	2012	294	1,815	6.17	19
Garrett Wolfe	2004	256	1,656	6.47	18
Garrett Wolfe	2006	309	1,928	6.24	18
9. Mark Kellar	1973	291	1,719	5.91	16
Thomas Hammock	2000	215	1,083	5.04	16
Garrett Wolfe	2005	242	1,580	6.53	16

Yards Per Carry (minimum 80 attempts)

Player	Season	Att.	Yards	Avg.
1. Chandler Harnish	2011	194	1,379	7.11
2. Adam Dach	1990	143	966	6.76
3. Garrett Wolfe	2005	242	1,580	6.53

4. Stacey Robinson	1989	223	1,443	6.47
5. Garrett Wolfe	2004	256	1,656	6.46
6. Stacey Robinson	1990	193	1,238	6.41
7. Garrett Wolfe	2006	309	1,928	6.24
8. Jordan Lynch	2012	294	1,815	6.17
9. Chandler Harnish	2010	137	836	6.10
10. Jerry Latin	1973	146	884	6.05

100-Yard Rushing Games

Player	Season	Games	No.
1. Jordan Lynch	2012	14	12
2. Mark Kellar	1973	11	9
LeShon Johnson	1993	11	9
Charles Talley	1995	11	9
Michael Turner	2002	12	9
Michael Turner	2003	12	9
7. Garrett Wolfe	2006	13	8
8. Justin Anderson	2007	12	7
Garrett Wolfe	2005	9	7
Garrett Wolfe	2004	11	7
Thomas Hammock	2000	9	7
William Andrews	1999	11	7
Mark Kellar	1972	12	7

200-Yard Rushing Games

Player	Season	Games	No.
1. LeShon Johnson	1993	11	5
Michael Turner	2002	12	5
3. Garrett Wolfe	2004	11	4
4. Mark Kellar	1973	11	3
Garrett Wolfe	2005	9	3
Garrett Wolfe	2006	13	3
7. Stacey Robinson	1989	11	2
Charles Talley	1995	11	2
Michael Turner	2000	11	2

Consecutive 200-Yard Rushing Games

Player	Seasons	No.
1. LeShon Johnson	1993	3
2. Garrett Wolfe	2004	2
Garrett Wolfe	2005	2
Michael Turner	2002	2
Michael Turner	2002	2
Michael Turner	2000	2

Longest Rushing Plays

Yards	Player	Opponent	Date
1. 99	Reino Nori	UW-Whitewater	11-17-34
2. 92	Darryl Richardson	Ohio	11-16-85
	92 LeShon Johnson	Southern Illinois	10-2-93
4. 90	Jordan Lynch	Buffalo	10-16-10
5. 88	Ernie Wickstrom	Southern Illinois	10-14-50
88	Jordan Lynch	Army	9-15-12
7. 85	LeShon Johnson	Southern Mississippi	10-10-92
8. 84	Garrett Wolfe	Ball State	10-30-04
9. 82	Michael Turner	Western Illinois	9-21-02
10. 81	LeShon Johnson	Iowa	11-6-93
81	Jordan Lynch	Eastern Michigan	11-26-10
12. 80	Brett Schroeder	Southern Illinois	10-7-89
13. 79	Ricky Bridges	Western Michigan	9-20-80
	79 William Andrews	Ball State	10-9-99
	79 Chad Spann	Eastern Michigan	11-5-09
	79 Chad Spann	North Dakota	9-11-10
17. 78	Bob Heimerdinger	Nebraska-Omaha	10-1-49
	78 Ernie Wickstrom	Central Michigan	11-3-50
	78 Garrett Wolfe	Western Michigan	10-23-04



NORTHERN ILLINOIS FOOTBALL RECORDS

RUSHING

SINGLE GAME LEADERS

Rushing Attempts

	Player	Date	Opp.	Yards
1.	Michael Turner	11-18-00	Central Michigan	52
2.	Allen Ross	9-15-79	East Tennessee St.	44
3.	Allen Ross	9-30-78	Illinois State	43
	Ivory Bryant	10-25-97	Ball State	43
	Garrett Wolfe	11-20-04	Eastern Michigan	43
6.	LeShon Johnson	10-16-93	Pacific	42
	Garrett Wolfe	12-1-05	Akron	42
8.	Michael Turner	11-23-02	Toledo	41
9.	Ed Johnson	11-8-75	Toledo	40
	Mark Kellar	10-27-73	Illinois State	40
	Michael Turner	10-5-02	Kent State	40
	Michael Turner	11-9-02	Bowling Green	40

Rushing Yards

	Player	Date	Opp.	Yards
1.	Garrett Wolfe	9-30-06	Ball State	353
2.	Garrett Wolfe	11-20-04	Eastern Michigan	325
3.	LeShon Johnson	10-2-93	Southern Illinois	322
4.	Stacey Robinson	10-6-90	Fresno State	308
5.	LeShon Johnson	11-6-93	Iowa	306
6.	Michael Turner	9-21-02	Western Illinois	282
7.	Stacey Robinson	11-18-89	Cincinnati	281
	Michael Turner	11-18-00	Central Michigan	281
9.	Garrett Wolfe	10-30-04	Ball State	280
10.	Garrett Wolfe	11-23-05	Western Michigan	277

Rushing Yards By Quarter

	Player	Date	Opponent	Yards
1.	Stacey Robinson	10-6-90	Fresno State	173 (2nd)
2.	Garrett Wolfe	11-20-04	Eastern Michigan	141 (3rd)
3.	Garrett Wolfe	9-30-06	Ball State	139 (3rd)
4.	Garrett Wolfe	10-30-04	Ball State	131 (3rd)
5.	LeShon Johnson	11-6-93	Iowa	130 (4th)
6.	Michael Turner	10-12-02	Miami (OH)	126 (4th)
7.	Michael Turner	11-18-00	Central Michigan	124 (4th)
8.	Michael Turner	9-21-02	Western Illinois	120 (2nd)

Rushing Yards By Half

	Player	Date	Opponent	Yards
1.	Stacey Robinson	10-6-90	Fresno State	287 (1st)
2.	Garrett Wolfe	9-30-06	Ball State	230 (2nd)
3.	LeShon Johnson	11-6-93	Iowa	221 (2nd)
4.	LeShon Johnson	10-2-93	Southern Illinois	206 (1st)
5.	Garrett Wolfe	9-24-04	Bowling Green	204 (1st)
6.	Garrett Wolfe	11-20-04	Eastern Michigan	203 (2nd)
7.	Stacey Robinson	11-18-89	Cincinnati	199 (1st)
8.	Michael Turner	10-12-02	Miami (OH)	195 (2nd)
9.	Garrett Wolfe	10-30-04	Ball State	188 (2nd)
10.	Marshall Taylor	11-28-87	UNLV	182 (1st)

Rushing Yards By Class

Freshman

1.	Michael Turner	11-18-00	Central Michigan	281
2.	Allen Ross	11-19-77	Ohio	254

Sophomore

1.	Garrett Wolfe	11-20-04	Eastern Michigan	325
2.	Garrett Wolfe	10-30-04	Ball State	280

Junior

1.	Michael Turner	9-21-02	Western Illinois	282
2.	Stacey Robinson	11-18-89	Cincinnati	281

Senior

1.	Garrett Wolfe	9-30-06	Ball State	353
2.	LeShon Johnson	10-2-93	Southern Illinois	322
3.	Stacey Robinson	10-6-90	Fresno St.	308
4.	LeShon Johnson	11-6-93	Iowa	306

Rushing Touchdowns

	Player	Date	Opponent	TDs
1.	Bill Anderson	10-19-12 *	Wheaton	7
2.	Navarre Edwards	11-10-09	Dixon	5
	Steve Goehl	9-18-71	Long Beach State	5
	Stacey Robinson	11-18-89	Cincinnati	5
	Stacey Robinson	10-6-90	Fresno State	5
	Thomas Hammock	10-14-00	Akron	5
	Michael Turner	10-12-02	Miami (OH)	5
	Michael Turner	11-16-02	Eastern Michigan	5
	Garrett Wolfe	11-23-05	Western Michigan	5
10.	Garrett Wolfe	9-30-06	Indiana State	4
	Garrett Wolfe	10-16-04	Central Michigan	4
	Allen Ross	11-1-80	Kent State	4
	Allen Ross	9-30-78	Illinois State	4
	Mark Kellar	11-10-73	Xavier	4
	Akeem Daniels	11-23-12	Eastern Michigan	4

Two 100-Yard Rushers in Same Game

	Player	Date	Opponent	Yards
1.	Charles Talley (214) Scott Florence (143)	10-7-95	UNLV	357
2.	Chandler Harnish (229) Jordan Lynch (113)	10-1-11	Central Michigan	342
3..	Stacey Robinson (228) Adam Dach (107)	9-30-89	Western Illinois	335
4.	Brett Schroeder (172) Stacey Robinson (161)	10-7-89	Southern Illinois	333
5.	Darryl Richardson (180) Marshall Taylor (146)	11-16-85	Ohio	326
6.	Chandler Harnish (178) Chad Spann (140)	9-11-10	North Dakota	318
7.	Thomas Hammock (174) Michael Turner (140)	10-14-00	Akron	314
8.	Mark Carlson (158) Mark Kellar (146)	10-28-72	Kent State	304
9.	Chandler Harnish (181) Jasmin Hopkins (122)	11-15-11	Ball State	303
10.	Leighton Settle (152) Jordan Lynch (144)	9-29-12	Central Michigan	296
11.	Jordan Lynch (160) Akeem Daniels (128)	11-30-12	Kent State	288
12.	Mark Kellar (186) Jerry Latin (100)	10-6-73	Fresno State	286
13.	Chad Spann (174) DeMarcus Grady (104)	11-5-09	Eastern Michigan	278
14.	Mark Kellar (163) Mark Carlson (113)	11-17-72	Long Beach St.	276
15.	Stacey Robinson (145) Adam Dach (128)	9-22-90	Kansas State	273
16.	Allen Ross (169) Carl Fisher (103)	11-18-78	Ball State	272
17.	Jasmin Hopkins (143) Chandler Harnish (118)	9-24-11	Cal Poly	261
18.	Jordan Lynch (142) Jasmin Hopkins (104)	11-26-10	Eastern Michigan	246
19.	Chad Spann (125) DeMarcus Grady (109)	10-31-09	Akron	234
20.	Akeem Daniels (112) Jordan Lynch (107)	11-23-12	Eastern Michigan	219



NORTHERN ILLINOIS FOOTBALL RECORDS

RUSHING

100-YARD RUSHING GAMES

	Yds.	Player	Opponent	Date
1.	353	Garrett Wolfe	Ball State	9-30-06
2.	325	Garrett Wolfe	Eastern Michigan	11-20-04
3.	322	LeShon Johnson	Southern Illinois	10-2-93
4.	308	Stacey Robinson	Fresno State	10-6-90
5.	306	LeShon Johnson	Iowa	11-6-93
6.	282	Michael Turner	Western Illinois	9-21-02
7.	281	Stacey Robinson	Cincinnati	11-18-89
	281	Michael Turner	Central Michigan	11-18-00
9.	280	Garrett Wolfe	Ball State	10-30-04
10.	277	Garrett Wolfe	Western Michigan	11-23-05
11.	270	Garrett Wolfe	Akron	12-1-05
12.	263	Garrett Wolfe	Buffalo	9-16-06
13.	254	Allen Ross	Ohio	11-19-77
14.	252	Darryl Richardson	Ball State	10-1-83
	252	Adrian Davis	Kent State	10-22-05
16.	251	Charles Talley	Arkansas State	11-11-95
17.	246	Mark Kellar	Illinois State	10-27-73
18.	245	Garrett Wolfe	Northwestern	9-10-05
19.	238	LeShon Johnson	New Mexico State	10-9-93
20.	230	Michael Turner	Eastern Michigan	11-11-00
21.	229	Chandler Harnish	Western Michigan	10-15-11
22.	228	Stacey Robinson	Western Illinois	9-30-89
23.	226	LeShon Johnson	Arkansas State	9-18-93
	226	Garrett Wolfe	Central Michigan	10-16-04
25.	225	Michael Turner	Eastern Michigan	11-16-02
26.	224	LeShon Johnson	Pacific	10-16-93
27.	223	Chad Spann	Minnesota	9-25-10
28.	222	Allen Ross	Illinois State	9-30-78
	222	Michael Turner	Miami (OH)	10-12-02
30.	221	Jerry Latin	Marshall	10-13-73
31.	217	Vince Smith	Idaho	11-16-74
32.	214	Charles Talley	UNLV	10-7-95
33.	213	Michael Turner	Toledo	11-23-02
34.	209	Marshall Taylor	UNLV	11-28-87
35.	207	Jordan Lynch	Ball State	10-6-12
36.	206	Charles Talley	Oregon State	11-16-96
37.	205	Mark Kellar	Xavier	11-10-73
	205	Mark Kellar	Indiana State	9-8-73
38.	203	Michael Turner	Kent State	9-28-02
	203	Garrett Wolfe	Central Michigan	11-17-06
41.	202	Garrett Wolfe	Bowling Green	9-24-04
42.	199	Mark Kellar	Ball State	10-20-73
	199	Michael Turner	Central Michigan	10-11-03
44.	198	Garrett Wolfe	Indiana State	9-23-06
45.	197	Garrett Wolfe	Miami (OH)	10-5-05
46.	196	Garrett Wolfe	Ohio	9-9-06
47.	195	Adam Dach	Arkansas State	9-14-91
	195	Thomas Hammock	Central Michigan	10-27-01

Nine-Straight 1,000-Yard Rushers: 1999-2007

Year	Player	Attempts	Yards
1999	William Andrews	240	1,127
2000	Thomas Hammock	215	1,083
2001	Thomas Hammock	268	1,096
2002	Michael Turner	338	1,915
2003	Michael Turner	310	1,648
2004	Garrett Wolfe	256	1,656
2005	Garrett Wolfe	242	1,580
2006	Garrett Wolfe	309	1,928
2007	Justin Anderson	274	1,245

	Yds.	Player	Opponent	Date
49.	192	Darryl Richardson	Eastern Michigan	10-15-83
	192	LeShon Johnson	Liberty	10-24-92
	192	Charles Talley	Louisiana Tech	11-18-95
	192	Michael Turner	Bowling Green	11-9-02
53.	190	Ivory Bryant	Ball State	10-25-97
54.	188	LeShon Johnson	Southern Mississippi	10-10-92
55.	187	Darryl Richardson	Ohio	11-19-83
56.	186	Mark Kellar	Fresno State	10-6-73
	186	Ed Johnson	Toledo	11-8-75
58.	185	Pete Roth	Kent State	9-22-84
	185	Garrett Wolfe	Western Michigan	10-23-04
60.	181	Chandler Harnish	Ball State	11-15-11
61.	180	John LaLonde	Toledo	11-8-69
	180	Darryl Richardson	Ohio	11-16-85
63.	178	Chandler Harnish	North Dakota	9-11-10
64.	177	Thomas Hammock	South Florida	8-30-01
	177	Michael Turner	Toledo	11-15-03
	177	Garrett Wolfe	Toledo	11-16-05
67.	176	Vince Smith	Western Michigan	9-21-74
68.	174	Chad Spann	Eastern Michigan	11-5-09
	174	Thomas Hammock	Akron	10-14-00
70.	173	LeShon Johnson	SW Louisiana	10-23-93
	173	Michael Turner	Western Michigan	10-18-03
72.	172	Brett Schroeder	Southern Illinois	10-7-89
	172	Brian Grimes	Pacific	10-15-94
	172	Thomas Hammock	Wake Forest	8-29-02
75.	171	Garrett Wolfe	Ohio State	9-2-06
76.	170	Adam Dach	Akron	11-3-90
77.	169	Allen Ross	Ball State	11-18-78
	169	Allen Ross	Kent State	11-1-80
79.	168	Stacey Robinson	Kansas State	9-23-89
	168	Justin Anderson	Eastern Michigan	9-15-07
81.	167	Adam Dach	Minnesota	9-24-88
	167	Justin Anderson	Idaho	9-22-07
83.	166	Stacey Robinson	Murray State	10-20-90
	166	Michael Turner	Eastern Michigan	11-22-03
85.	165	Michael Turner	Central Michigan	10-19-02
86.	164	Garrett Wolfe	Eastern Michigan	11-24-06
87.	163	Mark Kellar	Long Beach State	11-17-72
	163	Marshall Taylor	Western Michigan	9-19-87
	163	Michael Turner	Buffalo	11-8-03
	163	Justin Anderson	Temple	10-6-07
91.	162	Garrett Wolfe	Miami	10-8-06
	162	Jordan Lynch	Toledo	11-14-12
93.	161	Vince Smith	Indiana State	10-9-76
	161	Allen Ross	East Tennessee State	9-15-79
	161	Stacey Robinson	Southern Illinois	10-7-89
	161	Charles Talley	Akron	10-26-96
97.	160	Thomas Hammock	Toledo	11-4-00
	160	Michael Turner	Wisconsin	9-14-02
	160	Jordan Lynch	Kent State	11-30-12
100.	159	Charles Talley	Southern Mississippi	8-31-95
101.	158	Mark Carlson	Kent State	10-28-72
	158	Ivory Bryant	Western Michigan	9-13-97
103.	157	Pete Roth	Kent State	9-18-82
	157	Adam Dach	Toledo	11-23-91
	157	LeShon Johnson	Western Michigan	10-31-92
	157	Brian Grimes	Nevada	10-1-94
	157	Jordan Lynch	UMass	11-3-12
	157	William Andrews	Western Michigan	9-25-99
	157	Justin Anderson	Central Michigan	9-29-07
110.	156	Chad Spann	Miami (Ohio)	10-24-09
	156	Charles Talley	SW Louisiana	11-9-96
	156	Michael Turner	Alabama	9-20-03
113.	155	Adam Dach	SW Louisiana	11-17-90
114.	154	William Andrews	Eastern Michigan	11-20-99



NORTHERN ILLINOIS FOOTBALL RECORDS

RUSHING

	Yds.	Player	Opponent	Date
115.	153	Pete Roth	Ball State	10-2-82
	153	Garrett Wolfe	Eastern Michigan	10-15-05
117.	152	LeShon Johnson	SW Louisiana	11-7-92
	152	Thomas Hammock	Sam Houston State	9-22-01
	152	Leighton Settle	Central Michigan	9-29-12
120.	151	Charles Talley	Utah State	10-14-95
	151	Chandler Harnish	Bowling Green	11-8-11
122.	150	Me'co Brown	Purdue	9-19-09
123.	149	Mark Kellar	Toledo	11-4-72
	149	Darryl Richardson	Central Michigan	11-23-85
	149	Chandler Harnish	Toledo	11-9-10
126.	148	Mark Kellar	Xavier	10-7-72
	148	Allen Ross	Western Michigan	9-16-78
	148	Thomas Hammock	Western Michigan	10-21-00
	148	Garrett Wolfe	Michigan	9-3-05
	148	Chandler Harnish	Eastern Michigan	11-25-11
131.	147	Tim Tyrrell	Bowling Green	10-22-83
	147	Thomas Hammock	Buffalo	10-28-00
133.	146	Mark Kellar	Kent State	10-28-72
	146	Marshall Taylor	Ohio	11-16-85
	146	Charles Talley	Florida	11-4-95
	146	Charles Talley	Arkansas State	9-21-96
	146	Chad Spann	Western Michigan	10-30-10
138.	145	John LaLonde	Xavier	9-26-70
	145	Mark Kellar	Marshall	9-30-72
	145	Stacey Robinson	Kansas State	9-22-90
141.	144	Jordan Lynch	Central Michigan	9-29-12
142.	143	Allen Ross	Toledo	11-10-79
	143	Scott Florence	UNLV	10-7-95
	143	Thomas Hammock	Central Florida	10-7-00
	143	Jasmin Hopkins	Cal Poly	9-24-11
146.	142	Adam Dach	Western Illinois	11-5-88
	142	Garrett Wolfe	Central Florida	10-9-04
	142	Jordan Lynch	Eastern Michigan	11-26-10
149.	141	Mark Kellar	Xavier	11-20-71
	141	Mark Kellar	Bowling Green	11-17-73
	141	Pete Roth	Eastern Michigan	10-23-82
	141	Charles Talley	Eastern Illinois	9-24-94
153.	140	Ed Johnson	Ball State	11-9-74
	140	Allen Ross	Southern Illinois	10-22-77
	140	Michael Turner	Akron	10-14-00
	140	Thomas Hammock	Illinois State	9-9-00
	140	Justin Anderson	Navy	11-17-07
	140	Chad Spann	North Dakota	9-11-10
159.	139	Pete Roth	Miami (OH)	11-13-82
	139	Thomas Hammock	Western Michigan	10-20-01
	139	A.J. Harris	Southern Illinois	9-11-04
162.	138	Rodney Taylor	Eastern Michigan	11-8-86
	138	Stacey Robinson	SW Louisiana	11-4-89
	138	Ivory Bryant	North Carolina State	9-20-97
	138	Jasmin Hopkins	Army	9-3-11
166.	136	Marshall Taylor	Bowling Green	11-1-86
	136	Jordan Lynch	Western Michigan	10-27-12
168.	135	Mark Kellar	Western Michigan	9-22-73
	135	Cleveland West	Illinois State	10-11-80
	135	Adam Dach	Illinois State	11-16-91
171.	134	Michael Turner	Tennessee Tech	9-6-03
	134	Michael Turner	Iowa State	9-27-03
	134	Jordan Lynch	Kansas	9-22-12
174.	133	John LaLonde	San Diego State	9-12-70
	133	Ed Johnson	Idaho	11-22-75
	133	Charles Talley	Louisville	9-9-95
	133	Chandler Harnish	Toledo	11-1-11
178.	132	Chad Spann	Western Michigan	10-3-09
	132	John LaLonde	Buffalo	11-21-70
	132	Mark Kellar	Western Michigan	9-23-72
	132	Carl Fisher	Toledo	11-5-77

NIU's 400-Yard Rushing Games

	Yds.	Opponent	Date
1.	733	Fresno State	10-6-90
2.	539	Cincinnati	11-18-89
3.	499	Kent State	10-28-72
4.	494	Western Michigan	10-15-11
5.	471	Ball State	10-20-73
6.	459	UNLV	11-28-87
7.	456	UNLV	10-7-95
8.	447	Ohio	11-16-85
9.	432	Western Michigan	9-19-87
10.	426	Murray State	10-20-90
	426	Arkansas State	11-11-95
12.	418	Illinois State	10-27-73
	418	Eastern Michigan	11-5-09
14.	416	Southern Illinois	10-7-89
15.	408	Eastern Michigan	11-20-04
16.	407	Western Illinois	9-30-89
	407	Central Michigan	9-29-12
17.	403	Kansas State	9-22-90

	Yds.	Player	Opponent	Date
	132	Stacey Robinson	Toledo	11-11-89
	132	Justin Anderson	Western Michigan	10-13-07
184.	131	Allen Ross	Long Beach State	9-5-80
	131	Jordan Lynch	Akron	10-20-12
186.	130	Michael Turner	Ball State	10-5-02
187.	129	Byron Florence	Marshall	10-9-71
	129	LeShon Johnson	Indiana	9-11-93
	129	William Andrews	Kent State	10-23-99
	129	Jordan Lynch	Buffalo	10-13-12
191.	128	Pete Roth	Toledo	9-4-82
	128	Adam Dach	Kansas State	9-22-90
	128	Akeem Daniels	Kent State	11-30-12
194.	127	Rick Bridges	Ohio	11-24-79
	127	Pete Roth	Long Beach State	9-12-81
	127	Charles Talley	San Jose State	9-16-95
197.	126	Antonio Davis	Ohio	11-15-86
	126	William Andrews	Western Illinois	9-2-99
	126	Michael Turner	Ball State	11-1-03
200.	125	Chad Spann	Akron	10-31-09
	125	Rodney Taylor	Toledo	10-8-88
	125	LeShon Johnson	Illinois State	9-12-92
	125	Jordan Lynch	Army	9-15-12
204.	123	Me'co Brown	Miami (OH)	10-11-08
	123	Mike Paull	Illinois State	10-16-76
	123	A.J. Harris	Tennessee Tech	9-17-05
207.	122	Jasmin Hopkins	Ball State	11-15-11
208.	121	Allen Ross	NE Louisiana	9-23-78
	121	Pete Roth	Ball State	9-29-84
	121	Brian Grimes	Eastern Illinois	9-24-94
211.	120	Allen Ross	Ohio	11-24-79
	120	A.J. Harris	Troy	12-30-04
213.	119	Geary Pryor	Miami (OH)	11-15-97
	119	Ivory Bryant	Miami (OH)	11-7-98
	119	Jordan Lynch	Iowa	9-1-12
216.	118	Jerry Latin	Toledo	11-4-72
	118	Mark Kellar	Western Illinois	11-3-73
	118	Vince Smith	Idaho	11-22-75
	118	Eugene Edmond	Akron	9-3-88
	118	Chandler Harnish	Cal Poly	9-24-11
221.	117	Chandler Harnish	Illinois	9-18-10
	117	Me'co Brown	Western Illinois	9-12-09
	117	Chandler Harnish	Kent State	11-18-08



NORTHERN ILLINOIS FOOTBALL RECORDS

RUSHING

	Yds.	Player	Opponent	Date
	117	Mark Kellar	West Texas State	9-29-73
	117	William Andrews	Ball State	10-9-99
226.	116	Joe Law	Eastern Michigan	10-24-81
	116	Justin Anderson	Toledo	10-27-07
228.	115	Pete Genatempo	Lamar	9-12-87
	115	Corey Ray	Arkansas State	10-13-90
229.	114	Mark Kellar	Illinois State	9-9-72
230.	113	Chandler Harnish	Toledo	11-1-11
	113	Chandler Harnish	Bowling Green	10-25-08
	113	Mark Carlson	Long Beach State	11-17-72
	113	William Andrews	Buffalo	10-2-99
	113	Jordan Lynch	Western Michigan	10-15-11
235.	112	Ed Johnson	Illinois State	10-26-74
	112	Alex Armato	Kent State	11-4-78
	112	Marshall Taylor	Bowling Green	11-2-85
	112	Akeem Daniels	Eastern Michigan	11-23-12
239.	111	Chad Spann	Buffalo	10-16-10
	111	Me'co Brown	Eastern Michigan	9-27-08
	111	Thomas Hammock	Illinois	9-8-01
242.	110	Garrett Wolfe	Akron	10-2-04
	110	David Bryant	Kent State	11-10-07
244.	109	DeMarcus Grady	Akron	10-31-09
	109	John LaLonde	Ball State	10-25-69
	109	Jerry Latin	Idaho	10-14-72
	109	Ed Johnson	Southern Illinois	10-19-74
	109	Allen Ross	Southern Illinois	10-28-78
	109	Stacey Robinson	East Carolina	11-10-90
250.	108	Ken Moore	Long Beach State	9-25-76
	108	Charles Talley	Arkansas State	11-5-94
	108	Brian Grimes	Louisiana Tech	10-22-94
253.	107	Marshall Taylor	Toledo	10-18-86
	107	Adam Dach	Western Michigan	11-12-88
	107	Adam Dach	Western Illinois	9-30-89
	107	LeShon Johnson	Wisconsin	9-26-92
	107	Jordan Lynch	Eastern Michigan	11-23-12
258.	106	Jerry Latin	McNeese State	9-7-74
	106	Allen Ross	Toledo	11-7-80
	106	Kent Iwema	Western Illinois	11-7-87
	106	Ivory Bryant	Eastern Michigan	10-24-98
	106	A.J. Harris	Ball State	11-1-03
	106	Jordan Lynch	UT Martin	9-8-12
264.	105	Cleveland West	Southern Illinois	10-4-80
	105	Joe Law	Miami (OH)	11-14-81
	105	LeShon Johnson	Louisiana Tech	10-30-93
267.	104	Jasmin Hopkins	Eastern Michigan	11-26-10
	104	DeMarcus Grady	Eastern Michigan	11-5-09
	104	Ed Johnson	Northwestern	9-20-75
	104	Geary Pryor	Eastern Michigan	11-8-97
	104	Adrian Davis	Akron	10-2-04
272.	103	Mark Kellar	Toledo	11-6-71
	103	Mark Kellar	Marshall	10-9-71
	103	Carl Fisher	Ball State	11-18-78
	103	Darryl Richardson	Western Michigan	10-6-84
	103	Stacey Robinson	Toledo	9-15-90
	103	LeShon Johnson	Iowa State	9-2-93
	103	William Andrews	Toledo	11-13-99
279.	102	Marshall Taylor	Toledo	10-10-87
	102	Marshall Taylor	SW Missouri State	10-1-88
281.	101	John LaLonde	Western Kentucky	10-21-69
	101	Ivory Bryant	Bowling Green	11-21-98
	101	Chad Spann	Central Michigan	10-23-10
284.	100	Jerry Latin	Fresno State	10-6-73
	100	Allen Ross	Central Michigan	10-8-77
	100	Tim Tyrrell	Ohio	11-6-82
	100	Charles Talley	Cincinnati	10-28-95
	100	Chad Spann	Temple	10-9-10

YEAR-BY-YEAR LEADERS

Year	Player	Att.	Yds.	Avg.	TD
1948	Bob Brigham	138	786	5.7	7
1949	Ernie Wickstrom	63	452	7.2	X
1950	Hugh Helms	94	506	5.4	X
1951	Bill Graham	64	395	6.2	X
1952	Jack Pheanis	69	339	4.9	X
1953	Wes Luedeking	97	330	3.4	X
1954	Bill Graham	91	236	2.6	X
1955	Bob Snider	66	242	3.7	X
1956	Tom Skubich	89	404	4.5	X
1957	Ron Hansen	41	211	5.1	X
1958	Joe Plaskas	136	511	3.8	X
1959	Joe Plaskas	140	698	5.0	8
1960	Bob Soltis	77	559	7.3	X
1961	Mickey Stevens	50	225	4.5	2
1962	Jack Dean	100	504	5.0	X
1963	Jack Dean	78	516	6.6	X
1964	Jack Dean *	160	733	4.6	X
1965	Leigh Gilbert	97	473	4.9	X
1966	Jim Wendler	78	358	4.6	3
1967	Bruce Bray	76	344	4.5	1
1968	John LaLonde	177	866	4.9	2
1969	John LaLonde	187	813	4.4	6
1970	John LaLonde	145	548	3.8	6
1971	Mark Kellar	168	710	4.2	7
1972	Mark Kellar	285	1,316	4.6	9
1973	Mark Kellar	291	1,719	5.9	16
1974	Vince Smith	131	720	5.5	4
1975	Ed Johnson	179	814	4.5	5
1976	Vince Smith	105	448	4.3	2
1977	Allen Ross	273	1,043	3.8	8
1978	Allen Ross	259	1,033	4.0	10
1979	Allen Ross	194	751	3.9	8
1980	Allen Ross	141	673	4.8	4
1981	Joe Law	143	596	4.2	2
1982	Pete Roth	220	1,008	4.6	4
1983	Darryl Richardson	235	1,204	5.1	10
1984	Pete Roth	137	557	4.1	4
1985	Darryl Richardson	121	585	4.8	3
1986	Antonio Davis	141	648	4.6	4
1987	Marshall Taylor #	157	826	5.3	7
1988	Adam Dach	192	906	4.7	3
1989	Stacey Robinson #	223	1,443	6.5	19
1990	Stacey Robinson #	193	1,238	6.4	19
1991	Adam Dach	165	847	5.1	5
1992	LeShon Johnson	265	1,338	5.0	6
1993	LeShon Johnson	327	1,976	6.0	12
1994	Brian Grimes	169	876	5.2	8
1995	Charles Talley	285	1,540	5.4	7
1996	Charles Talley	241	1,008	4.2	11
1997	Ivory Bryant	224	828	3.7	4
1998	Ivory Bryant	187	655	3.5	4
1999	William Andrews	240	1,127	4.7	9
2000	Thomas Hammock	215	1,083	5.0	16
2001	Thomas Hammock	268	1,096	4.1	7
2002	Michael Turner	338	1,915	5.7	19
2003	Michael Turner	310	1,648	5.3	14
2004	Garrett Wolfe	256	1,656	6.5	18
2005	Garrett Wolfe	242	1,580	6.5	16
2006	Garrett Wolfe	309	1,928	6.2	18
2007	Justin Anderson	274	1,245	4.5	8
2008	Chandler Harnish#	118	539	4.6	4
2009	Chad Spann	179	1,038	5.8	19
2010	Chad Spann	258	1,388	5.4	22
2011	Chandler Harnish#	194	1,379	7.1	11
2012	Jordan Lynch#	294	1,815	6.2	19

KEY: X--Statistic unavailable #--Played Quarterback



NORTHERN ILLINOIS FOOTBALL RECORDS

PASSING

TEAM RECORDS

Most Attempts

Game: 68 vs. Central Michigan (11-9-63)*
Season: 410 (2012)

Most Completions

Game: 43 vs. Illinois State (10-19-63)*
43 vs. Central Michigan (11-9-63)*
Season: 255 (1963)*

Highest Completion Percentage

Game (min. 10 att.): .929 (13-of-14) vs. Ball State (11-12-09)
Season (min. 75 att.): .680 (229-for-337), 2005

Most Yards Gained

Game: 492 vs. Illinois State (10-19-63)*
Season: 3,386 (2011)

Highest Yards Per Game Average

Season: 349.3 (1963)*

Highest Avg. Yards Per Completion

Season: 21.7 (1957)*

Highest Average Yards Per Attempt

Season: 8.5 (2005)

Most First Downs Passing

Game: 24 vs. Illinois State (10-19-63)*
Season: 149 (2011)

Most Touchdown Passes

Game: 7 vs. UW-Whitewater (9-14-63);*
7 vs. Illinois State (11-6-65)*
Season: 32 (1963)*

Most Interceptions Thrown

Game: 8 vs. West Texas State (11-4-67)*
Season: 23 (1967)*

Fewest Interceptions Thrown

Season: 4 (1989)

Lowest Percentage Intercepted

Season: 1.46 - 6 INTs, 410 attempts - (2012)

* Indicates College Division

TEAM SEASON HIGHS

Passing Yards

	Yards	Att.	Year
1.	3,386	408	2011
2.	3,239	410	2012
3.	3,144	406	1963
4.	2,849	337	2005
5.	2,655	329	2010
6.	2,627	350	2003
7.	2,580	386	2006
8.	2,570	363	1962
9.	2,429	378	2007
10.	2,407	305	2004

Yards Per Game

	YPG	Att.	Year
1.	349.3	406	1963
2.	285.6	363	1962
3.	250.1	345	1965
4.	241.9	408	2011
5.	237.4	337	2005
6.	231.4	410	2012
7.	220.8	372	1967
8.	218.9	350	2003
9.	211.6	323	1966
10.	207.6	252	1951

Pass Attempts

	Att.	Yards	Year
1.	410	3,239	2012
2.	408	3,386	2011
3.	406	3,144	1963
4.	386	2,580	2006
5.	378	2,429	2007
6.	372	2,208	1967
7.	363	2,570	1962
8.	350	2,627	2003
9.	345	2,251	1965
10.	342	2,157	2001

Pass Completions

	Comp.	Att.	Year
1.	255	406	1963
2.	253	408	2011
3.	245	410	2012
4.	237	363	1962
5.	229	337	2005
6.	220	378	2007
7.	217	386	2006
8.	208	329	2010
9.	207	350	2003
10.	184	345	1965

Completion Percentage

	Comp. Pct.	Comp.	Att.	Year
1.	.680	229	337	2005
2.	.653	237	363	1962
3.	.632	208	329	2010
4.	.628	255	406	1963
5.	.620	253	408	2011
6.	.613	168	274	2009
7.	.598	245	410	2012
8.	.591	207	350	2003
9.	.582	220	378	2007
10.	.576	125	217	1980

Passing Touchdowns

	TD's	Yards	Year
1.	32	3,144	1963
2.	29	3,386	2011
3.	26	2,251	1965
	26	3,239	2012
5.	25	2,627	2003
6.	24	2,849	2005
7.	23	2,570	1962
	23	2,655	2010
9.	22	2,407	2004
10.	20	2,116	1966



Stacey Robinson was a dual-threat quarterback for the Huskies in 1989 and 1990.

NORTHERN ILLINOIS FOOTBALL RECORDS

PASSING

INDIVIDUAL RECORDS

Highest Completion Percentage

Game (min. 20 comp.): .818 (27-for-33), Chandler Harnish vs. Kansas (9-10-11)
 Season (min. 100 comp.): .706 (168-for-238), Phil Horvath (2005)
 Career (min. 300 comp.): .640 (577-for-902), George Bork (1960-63)*

Most Completions

Game: 43, George Bork vs. Central Michigan (11-9-63)*
 Season: 244, George Bork (1963)*
 Career: 687, Chandler Harnish (2008-11)

Most Attempts

Game: 68, George Bork vs. Central Michigan (11-9-63)*
 Season: 394, Jordan Lynch (2012)
 Career: 1,110, Chandler Harnish (2008-11)

Most Passing Yards

Game: 486, Phil Horvath vs. Akron (9-24-05)
 Season: 3,216, Chandler Harnish (2011)
 Career: 8,944, Chandler Harnish (2008-11)

Most Touchdowns Thrown

Game: 7, George Bork vs. UW-Whitewater (9-14-63)*
 Season: 32, George Bork (1963)*
 Career: 68, Chandler Harnish (2008-11)

Yards Per Completion

Season: 16.6, Bob Heimerdinger (1951)*
 Career: 16.3, Bob Heimerdinger (1948-51)*

Yards Per Attempt

Season: 8.75, Dan Nicholson (2005)
 Career: 8.06, Chandler Harnish (2008-11)

Most Interceptions Thrown

Game: 7, Bob Carpenter vs. West Texas State (11-4-67)*
 Season: 18, Bob Heimerdinger (1950, 1951)*
 Career: 46, Bob Heimerdinger (1948-51)*

Most 400-Yard Games

Season: 2, George Bork (1963)*
 Career: 3, George Bork (1960-63)*

Most 300-Yard Games

Season: 3, George Bork (1963)*
 Career: 3, Chandler Harnish (2011)
 6, Chandler Harnish (2008-11)

Highest Efficiency Rating

Game: 261.3, George Bork vs. UW-Whitewater (9-14-63)*
 Season: 159.45, Phil Horvath (2005)
 Career: 145.1, Chandler Harnish (2008-2011)

* Indicates College Division



Phil Horvath (2004-06) passed for a school-record 486 yards against Akron on September 24, 2005.

CAREER LEADERS

Passing Yards

	Player	Years	Att.	Comp.	Pct.	Yards
1.	Chandler Harnish	2008-11	1,110	687	61.9	8,944
2.	George Bork	1960-63 *	902	577	63.4	6,782
3.	Chris Finlen	1997, 99-2001	910	502	55.2	6,551
4.	Josh Haldi	2001-04	776	427	55.0	6,015
5.	Phil Horvath	2004-06	630	397	62.5	4,887
6.	Marshall Taylor	1985-88	582	300	51.5	4,167
7.	Bob Heimerdinger	1948-51 *	552	251	45.5	4,076
8.	Dan Nicholson	2005-08	527	312	59.2	3,559
9.	Jordan Lynch	2009-Present	420	256	61.0	3,317
10.	Pete Kraker	1976-78	618	284	46.0	3,290

Passing Yards Per Game (minimum 100 yards/game)

	Player	Years	Yards	Games	Yds/Gm.
1.	Chandler Harnish	2008-11	8,944	47	190.3
2.	Phil Horvath	2004-06	4,887	27	181.0
3.	Josh Haldi	2001-04	6,015	36	167.1
4.	Chris Finlen	1997, 99-2001	6,551	41	159.8
5.	Dan Nicholson	2005-08	3,559	27	131.8
6.	Aaron Gilbert	1994-95	2,494	19	131.3
7.	Scott Crabtree	1992-93	1,698	16	106.1
8.	Pete Kraker	1976-78	3,290	32	102.8

Pass Attempts

	Player	Years	Comp.	Yards	Att.
1.	Chandler Harnish	2008-2011	687	8,944	1,110
2.	Chris Finlen	1997, 99-2001	502	6,551	910
3.	George Bork	1960-63 *	577	6,782	902
4.	Josh Haldi	2001-04	427	6,015	776
5.	Phil Horvath	2004-06	397	4,887	630
6.	Pete Kraker	1976-78	284	3,290	618
7.	Marshall Taylor	1985-88	300	4,167	582
8.	Bob Heimerdinger	1948-51 *	251	4,081	552
9.	Dan Nicholson	2005-08	312	3,559	527
10.	Bob Carpenter	1967-69 *	233	2,757	505



NORTHERN ILLINOIS FOOTBALL RECORDS

PASSING

Passing Attempts Per Game (minimum 15 attempts)

Player	Years	Att.	Games	Att./Gm
1. Chandler Harnish	2008-11	1,110	47	23.6
2. Phil Horvath	2004-06	630	27	23.3
3. Chris Finlen	1997, 99-2001	910	41	22.2
4. Josh Haldi	2001-04	776	36	21.6
5. Dan Nicholson	2005-08	527	27	19.5
6. Aaron Gilbert	1994-95	369	19	19.4
7. Pete Kraker	1976-78	618	32	19.3
8. Frisman Jackson	1997-99	259	16	16.2
9. Scott Crabtree	1992-93	247	16	15.4

Yards Per Attempt (minimum 200 attempts)

Player	Years	Att.	Yards	Yds./Att.
1. Chandler Harnish	2008-11	1,110	8,944	8.06
2. Jordan Lynch	2009-Present	420	3,317	7.90
3. Lew Flinn	1957-59 *	414	3,233	7.81
4. Phil Horvath	2004-06	630	4,887	7.76
5. Josh Haldi	2001-04	776	6,015	7.75
6. Frisman Jackson	1997-99	259	1,327	7.52
7. Bob Heimerdinger	1949-51 *	550	4,076	7.41
8. Rob Rugai	1990-92	221	1,620	7.33
9. Chris Finlen	1997, 99-2001	910	6,551	7.20
10. Marshall Taylor	1985-88	582	4,167	7.16

Pass Completions

Player	Years	Att.	Yards	Comp.
1. Chandler Harnish	2008-11	1,110	8,944	687
2. George Bork	1960-63 *	902	6,782	577
3. Chris Finlen	1997, 1999-2001	910	6,551	502
4. Josh Haldi	2001-04	776	6,015	427
5. Phil Horvath	2004-06	630	4,887	397
6. Dan Nicholson	2005-08	527	3,559	312
7. Marshall Taylor	1985-88	582	4,167	300
8. Pete Kraker	1976-78	618	3,290	284
9. Jordan Lynch	2009-Present	420	3,317	256
10. Bob Heimerdinger	1948-51 *	552	4,076	250

Pass Completions Per Game (minimum 7 completions)

Player	Years	Comp.	Games	Avg.
1. Phil Horvath	2004-06	397	27	14.7
2. Chandler Harnish	2008-11	687	47	14.6
3. Chris Finlen	1997, 1999-2001	502	41	12.2
4. Josh Haldi	2001-04	427	36	11.9
5. Dan Nicholson	2005-08	312	27	11.6
6. Aaron Gilbert	1994-95	172	19	9.1
7. Pete Kraker	1976-78	284	32	8.9
8. Scott Crabtree	1992-93	121	16	7.6
9. Jordan Lynch	2009-Present	256	36	7.1
10. Marshall Taylor	1985-88	300	43	7.0

Completion Percentage (minimum 200 completions)

Player	Years	Att.	Comp.	Pct.
1. George Bork	1960-63 *	902	577	.640
2. Phil Horvath	2004-06	630	397	.625
3. Chandler Harnish	2008-11	1,110	687	.619
4. Jordan Lynch	2009-Present	420	256	.610
5. Dan Nicholson	2005-08	527	312	.592
6. Chris Finlen	1997, 1999-2001	910	502	.552
7. Josh Haldi	2001-04	776	427	.550
8. Marshall Taylor	1985-88	582	300	.515
9. Ron Christian	1963-65 *	470	239	.501
10. Mike Griesman	1965-67 *	443	218	.492

Yards Per Completion (minimum 200 completions)

Player	Years	Comp.	Yards	Yds./Comp.
1. Bob Heimerdinger	1948-51 *	250	4,076	16.30
2. Josh Haldi	2001-04	427	6,015	14.09
3. Marshall Taylor	1985-88	300	4,167	13.89
4. Chris Finlen	1997, 1999-2001	502	6,551	13.05
5. Chandler Harnish	2008-11	687	8,944	13.02
6. Jordan Lynch	2009-Present	256	3,317	12.96
7. Mike Griesman	1965-67 *	218	2,811	12.89
8. Phil Horvath	2004-06	397	4,887	12.31
9. Ron Christian	1963-65 *	239	2,933	12.27
10. John Gibbons	1978-81	202	2,410	11.93

Touchdown Passes

Player	Years	Yards	TDs
1. Chandler Harnish	2008-11	8,944	68
2. George Bork	1960-63 *	6,782	60
3. Josh Haldi	2001-04	6,015	55
4. Chris Finlen	1997, 1999-2001	6,551	42
5. Bob Heimerdinger	1948-51 *	4,081	38
6. Ron Christian	1963-65 *	2,933	36
7. Phil Horvath	2004-06	4,887	35
8. Lew Flinn	1957-59 *	3,233	35
9. Jordan Lynch	2009-Present	3,317	27
10. Mike Griesman	1965-67 *	2,811	26

Touchdown Passes Per Game (minimum 0.5 TD passes)

Player	Years	TD	Games	TD/Gm
1. Josh Haldi	2001-04	55	36	1.53
2. Chandler Harnish	2008-11	68	47	1.45
3. Phil Horvath	2004-06	35	27	1.30
4. Chris Finlen	1997, 99-2001	42	41	1.02
5. Dan Nicholson	2005-08	23	27	0.85
6. Aaron Gilbert	1994-95	16	19	0.84
7. Jordan Lynch	2009-Present	27	36	0.75
8. Scott Crabtree	1992-93	10	16	0.63
9. Darryl Taylor	1983-84	8	13	0.62
10. Pete Kraker	1976-78	18	32	0.56
Frisman Jackson	1997-99	9	16	0.56

* Indicates College Division

Longest Passes

	Yds.	Passer-Receiver	Opponent	Date
1.	99	Dan Urban-Justin McCareins	Ball State	9-30-00
2.	96	Chris Finlen-Darrell Hill	Eastern Michigan	11-20-99
3.	93	George Bork-Rich Bader	Eastern Michigan	11-5-60
4.	92	Dan Nicholson-Matt Simon	Central Michigan	9-29-07
5.	91	Chandler Harnish-Nathan Palmer	Minnesota	8-30-08
5.	88	Tom Beck-Rich Bader	N.W. Missouri St.	9-16-61
6.	86	Bob Heimerdinger-Ernie Wickstrom	Southern Illinois	10-14-50
7.	83	Bob Heimerdinger-Fran Cahill	Illinois State	10-20-51
8.	80	Mark Carlson-Byron Florence	Fresno State	11-11-72
9.	79	Dan Nicholson-Sam Hurd	Central Michigan	11-5-05
	79	Chandler Harnish-Akeem Daniels	Bowling Green	11-8-11
11.	78	Josh Haldi-Dan Sheldon	Ball State	10-30-04
12.	77	Marshall Taylor-Keith Hurley	Northwestern	9-26-87
	77^	Josh Haldi-P.J. Fleck	Buffalo	11-8-03
14.	75	George Bork-Hugh Rohrschneider	N.E. Missouri St.	9-28-63
	75	Kenneth Williams-Ralph Strickland	Louisiana Tech	11-18-95
16.	74	George Bork-Hugh Rohrschneider	UW-Whitewater	9-14-63
	74	Mike Griesman-Jack Frost	Bradley	10-15-66
	74	Aaron Gilbert-Vaurice Patterson	New Mexico State	10-8-94
19.	73	Chris Finlen-Justin McCareins	Central Michigan	10-16-99
	73	Jordan Lynch-Martel Moore	Toledo	11-14-12
20.	72	Bob Heimerdinger-Ernie Wickstrom	Illinois State	11-11-50
	72	Lew Flinn-Howard Fagan	Illinois State	10-31-59



NORTHERN ILLINOIS FOOTBALL RECORDS

PASSING

SINGLE SEASON LEADERS

Passing Yardage

	Player	Year	Att.	Comp.	Pct.	Yards
1.	Chandler Harnish	2011	384	237	61.7	3,216
2.	Jordan Lynch	2012	394	237	60.2	3,138
3.	George Bork	1963 *	374	244	65.2	3,077
4.	Josh Haldi	2003	336	199	59.2	2,544
5.	Chandler Harnish	2010	292	189	64.7	2,530
6.	George Bork	1962 *	356	232	65.2	2,506
7.	Ron Christian	1965 *	323	173	53.6	2,101
8.	Chris Finlen	2001	331	166	50.2	2,036
9.	Josh Haldi	2002	254	130	51.2	2,027
10.	Phil Horvath	2005	238	168	70.6	2,001



Josh Haldi (2001-04) averaged a school-record 1.5 touchdown passes per game during his career.

Passing Yardage Per Game (minimum 1,000 yards)

	Player	Year	Yards	Games	Yds./Gm.
1.	Chandler Harnish	2011	3,216	14	229.7
2.	Jordan Lynch	2012	3,138	14	224.1
3.	Phil Horvath	2005	2,001	9	222.3
4.	Josh Haldi	2003	2,544	12	212.0
5.	Chandler Harnish	2010	2,530	13	194.6
6.	Chris Finlen	2001	2,036	11	185.1
7.	Dan Nicholson	2007	1,633	9	181.4
8.	Phil Horvath	2006	1,932	11	175.6
9.	Josh Haldi	2002	2,027	12	168.9
10.	Chris Finlen	2000	1,857	11	168.8

Pass Attempts

	Player	Year	Comp.	Yards	Att.
1.	Jordan Lynch	2012	237	3,138	394
2.	Chandler Harnish	2011	237	3,216	384
3.	George Bork	1963 *	244	3,077	374
4.	George Bork	1962 *	232	2,506	356
5.	Josh Haldi	2003	199	2,544	336
6.	Chris Finlen	2001	166	2,036	331
7.	Ron Christian	1965 *	173	2,101	323
8.	Chandler Harnish	2010	189	2,530	292
9.	Mike Griesman	1966 *	141	1,899	283
	Pete Kraker	1978	134	1,731	283

Pass Attempts Per Game (minimum 20 attempts)

	Player	Year	Att.	Games	Att./Gm
1.	Chris Finlen	2001	331	11	30.1
2.	Jordan Lynch	2012	394	14	28.1
3.	Josh Haldi	2003	336	12	28.0
4.	Dan Nicholson	2007	248	9	27.6
5.	Chandler Harnish	2011	384	14	27.4
6.	Phil Horvath	2005	238	9	26.4
7.	Pete Kraker	1978	283	11	25.7
8.	Phil Horvath	2006	269	11	24.5
9.	Aaron Gilbert	1995	184	8	23.0
10.	Brandon Barker	1996	203	9	22.6

Yards Per Attempt (minimum 75 attempts)

	Player	Year	Att.	Yards	Yds./Att.
1.	Dan Nicholson	2005	95	831	8.75
2.	Lew Flinn	1957 *	103	897	8.71
3.	Chandler Harnish	2010	292	2,530	8.66
4.	Phil Horvath	2005	238	2,001	8.41
5.	Chandler Harnish	2011	384	3,216	8.38
6.	Josh Haldi	2002	254	2,127	8.37
7.	Scott Crabtree	1993	141	1,163	8.25
8.	George Bork	1963 *	374	3,077	8.23
9.	Lew Flinn	1959 *	174	1,420	8.16
10.	Chris Finlen	2000	231	1,857	8.04

Pass Completions

	Player	Year	Att.	Yards	Comp.
1.	George Bork	1963 *	374	3,077	244
2.	Chandler Harnish	2011	384	3,216	237
	Jordan Lynch	2012	394	3,138	237
4.	George Bork	1962 *	356	2,506	232
5.	Josh Haldi	2003	336	2,544	199
6.	Chandler Harnish	2010	292	2,530	189
7.	Ron Christian	1965 *	323	2,101	173
8.	Phil Horvath	2005	238	2,001	168
9.	Chris Finlen	2001	331	2,036	166
10.	Phil Horvath	2006	269	1,932	157

Pass Completions Per Game

	Player	Year	Comp.	Games	Comp./Gm
1.	Josh Haldi	2003	199	12	28.0
2.	Phil Horvath	2005	168	9	18.7
3.	Chandler Harnish	2011	237	14	16.9
	Jordan Lynch	2012	237	14	16.9
5.	Dan Nicholson	2007	151	9	16.8
6.	Chris Finlen	2001	166	11	15.1
7.	Chandler Harnish	2010	289	13	14.5
8.	Chandler Harnish	2009	143	10	14.3
9.	Phil Horvath	2006	157	11	14.3
10.	Pete Kraker	1978	134	11	12.2

Completion Percentage (minimum 100 completions)

	Player	Year	Att.	Comp.	Pct.
1.	Phil Horvath	2005	238	168	.706
2.	George Bork	1963 *	374	244	.652
3.	George Bork	1962 *	356	232	.651
4.	Chandler Harnish	2010	292	189	.647
5.	Chandler Harnish	2009	223	143	.641
6.	Chandler Harnish	2011	384	237	.617
7.	Dan Nicholson	2007	248	151	.609
8.	Jordan Lynch	2012	394	237	.602
9.	Chris Finlen	1999	199	118	.593
10.	Josh Haldi	2003	336	199	.592



NORTHERN ILLINOIS FOOTBALL RECORDS

PASSING

Yards Per Completion (minimum 100 completions)

	Player	Year	Comp.	Yards	Yds./Comp.
1.	Bob Heimerdinger	1951 *	103	1,710	16.6
2.	Bob Heimerdinger	1950 *	102	1,597	15.7
3.	Josh Haldi	2002	130	2,027	15.6
4.	Chris Finlen	2000	131	1,857	14.2
5.	Chandler Harnish	2011	237	3,216	13.6
6.	Mike Griesman	1966 *	141	1,899	13.5
7.	Chandler Harnish	2010	189	2,530	13.4
8.	Jordan Lynch	2012	237	3,138	13.24
9.	Jerry Golsteyn	1975	117	1,539	13.15
10.	Pete Kraker	1978	134	1,731	12.9
	Chandler Harnish	2008	118	1,528	12.9

Touchdown Passes

	Player	Year	Yards	TDs
1.	George Bork	1963 *	3,077	32
2.	Chandler Harnish	2011	3,216	28
3.	Josh Haldi	2003	2,544	25
	Jordan Lynch	2012	3,138	25
5.	Ron Christian	1965 *	2,101	23
6.	George Bork	1962 *	2,506	22
7.	Chandler Harnish	2010	2,530	21
8.	Lew Flinn	1959 *	1,420	18
	Mike Griesman	1966 *	1,899	18
	Phil Horvath	2005	2,001	18

Touchdown Passes Per Game (minimum 10 TDs)

	Player	Year	TD	Games	TD/Gm
1.	Josh Haldi	2003	25	12	2.1
2.	Phil Horvath	2005	18	9	2.0
	Chandler Harnish	2011	28	14	2.0
4.	Jordan Lynch	2012	25	14	1.8
5.	Josh Haldi	2004	15	9	1.7
6.	Chandler Harnish	2010	21	13	1.61
7.	Chris Finlen	2001	14	11	1.27
8.	Josh Haldi	2002	15	12	1.25
9.	Chandler Harnish	2009	11	10	1.10
10.	Chris Finlen	1999	12	11	1.09



George Bork threw a school-record 32 touchdown passes in 1963 and still ranks at the top of many of NIU's passing records charts.

SINGLE GAME LEADERS

Pass Attempts

	Att.	Player	Opponent	Date
1.	68	George Bork	Central Michigan	11-9-63*
2.	56	George Bork	UW-LaCrosse	11-10-62*
	56	Ron Christian	Truman State	10-9-65*
4.	52	Phil Horvath	Akron	9-24-05
5.	50	Chandler Harnish	Central Michigan	10-1-11
6.	48	Pete Kraker	Central Michigan	11-13-76
7.	46	Pete Kraker	Western Michigan	9-16-78
	46	Josh Haldi	Ohio	10-4-03
9.	44	Chris Finlen	Illinois	9-8-01
	44	Ryan Morris	Ball State	11-24-07

Pass Completions

	No.	Player	Opponent	Date
1.	43	George Bork	Central Michigan	11-9-63*
2.	39	Phil Horvath	Akron	9-24-05
3.	38	George Bork	Illinois State	11-3-62*
4.	37	George Bork	Nebraska-Omaha	11-10-62*
5.	27	Chandler Harnish	Kansas	9-10-11
	27	Chandler Harnish	Central Michigan	10-1-11
7.	26	Josh Haldi	Ohio	10-4-03
	26	Dan Nicholson	Iowa	9-1-07
	26	Chandler Harnish	Ball State	11-15-11
10.	25	Jordan Lynch	Toledo	11-14-12

Touchdown Passes

	No.	Player	Opponent	Date
1.	7	George Bork	UW-Whitewater	9-14-63*
2.	6	Bob Heimerdinger	Illinois State	10-20-51*
	6	Josh Haldi	Western Michigan	10-23-04
	6	Phil Horvath	Akron	9-24-05
	6	Chandler Harnish	Toledo	11-1-11
6.	5	Scott Crabtree	Nevada	9-25-93
	5	Chandler Harnish	Army	9-3-11
8.	4	Phil Horvath	Tennessee Tech	9-17-05
	4	Phil Horvath	Iowa State	9-18-04
	4	Josh Haldi	Ball State	10-5-02
	4	Darryl Taylor	West Texas State	9-1-84
	4	Jordan Lynch	Western Michigan	10-27-12
	4	Jordan Lynch	Army	9-15-12

Passing Yards

	Yds.	Name	Opponent	Date
1.	486	Phil Horvath	Akron	9-24-05
2.	445	George Bork	Illinois State	10-19-63*
3.	435	George Bork	Illinois State	11-3-62*
4.	416	George Bork	UW-Whitewater	9-14-63*
5.	407	Jordan Lynch	Toledo	11-14-12
6.	389	George Bork	Winona State	9-21-63*
7.	370	Chandler Harnish	Central Michigan	10-1-11
8.	342	Jordan Lynch	Army	9-15-12
9.	340	Scott Crabtree	Nevada	9-25-93
10.	338	Chandler Harnish	Ball State	11-15-11

* Indicates College Division

NORTHERN ILLINOIS FOOTBALL RECORDS

PASSING

YEAR-BY-YEAR LEADERS

Year	Player	Att.	Comp.	Yds.	Int.	TD
1948	Don Fortunato	164	66	1,214	12	5
1949	Bob Heimerdinger	115	45	779	10	9
1950	Bob Heimerdinger	210	102	1,597	18	13
1951	Bob Heimerdinger	225	103	1,710	18	16
1952	Jim Harmes	106	46	694	11	7
1953	Paul Smith	62	23	275	8	2
1954	Ron Hicks	108	45	617	11	6
1955	Don Coulom	90	37	402	11	1
1956	Joe Plaskas	44	12	154	5	2
1957	Lew Flinn	103	40	897	17	11
1958	Lew Flinn	137	64	916	13	6
1959	Lew Flinn	174	93	1,420	12	18
1960	Tom Beck	156	77	1,176	7	11
1961	George Bork	121	72	841	9	4
1962	George Bork	356	232	2,506	11	22
1963	George Bork	374	244	3,077	12	32
1964	Jack Dean	110	59	716	6	5
1965	Ron Christian	323	173	2,101	14	23
1966	Mike Griesman	283	141	1,899	12	18
1967	Bob Carpenter	203	88	1,169	15	8
1968	Bob Carpenter	259	128	1,421	16	11
1969	Steve Parker	181	85	827	7	5
1970	Terry Drugan	117	58	561	6	4
1971	Terry Drugan	174	77	957	15	4
1972	Terry Drugan	77	34	390	4	1
1973	Bob Gregolunas	58	27	362	3	1
1974	Jerry Golsteyn	138	62	712	12	1
1975	Jerry Golsteyn	221	117	1,539	13	8
1976	Pete Kraker	152	47	525	16	3
1977	Pete Kraker	183	103	1,034	9	5
1978	Pete Kraker	283	134	1,731	14	10

1979	John Gibbons	124	44	747	8	5
1980	John Gibbons	179	102	1,119	5	3
1981	Rick Bridges	104	49	636	7	4
1982	Tim Tyrrell	93	38	458	3	2
1983	Tim Tyrrell	189	91	1,260	5	8
1984	Darryl Taylor	132	62	938	8	7
1985	Marshall Taylor	186	94	1,162	10	4
1986	Marshall Taylor	130	67	993	9	3
1987	Marshall Taylor	139	76	1,039	4	4
1988	Marshall Taylor	127	63	973	7	3
1989	Stacey Robinson	128	65	863	4	5
1990	Stacey Robinson	118	58	861	5	8
1991	Rob Rugai	86	47	624	4	5
1992	Rob Rugai	132	76	987	6	4
1993	Scott Crabtree	141	80	1,163	7	7
1994	Aaron Gilbert	185	93	1,437	7	8
1995	Aaron Gilbert	184	79	1,057	6	8
1996	Brandon Barker	203	105	1,223	10	2
1997	Chris Finlen	149	87	1,107	5	5
1998	Craig Harmon	172	81	795	9	2
1999	Chris Finlen	199	118	1,551	11	12
2000	Chris Finlen	231	131	1,857	9	11
2001	Chris Finlen	331	166	2,036	9	14
2002	Josh Haldi	254	130	2,027	6	15
2003	Josh Haldi	336	199	2,544	9	25
2004	Josh Haldi	179	94	1,384	4	15
2005	Phil Horvath	238	168	2,001	18	18
2006	Phil Horvath	269	157	1,932	9	11
2007	Dan Nicholson	248	151	1,633	14	9
2008	Chandler Harnish	211	118	1,528	9	8
2009	Chandler Harnish	223	143	1,670	6	11
2010	Chandler Harnish	292	189	2,530	5	21
2011	Chandler Harnish	384	237	3,216	6	28
2012	Jordan Lynch	394	237	3,138	6	25



Tim Tyrrell led the Huskies to the MAC Championship in 1983 and was the first NIU player to win the MAC MVP Award.

NORTHERN ILLINOIS FOOTBALL RECORDS

RECEIVING

INDIVIDUAL RECORDS

Most Receptions

Game:	17, Gary Stearns vs. Central Michigan (11-9-63)*
Season:	91, Dave Petzke (1978)
Freshman:	42, Britt Davis (2005)
Sophomore:	57, Britt Davis (2006)
Junior:	76, Hugh Rohrschneider (1962)*
Senior:	91, Dave Petzke (1978)
Career:	204, Justin McCareins (1997-2000)

Most Receptions Per Game

Season:	8.3, Dave Petzke (1978)
Career:	6.7, Dave Petzke (1977-78)

Most Yards Gained

Game:	266, Sam Hurd vs. Central Michigan (11-5-05)
Season:	1,215, Dave Petzke (1978)
Freshman:	512, Sam Hurd (2002)
Sophomore:	763, Dan Sheldon (2003)
Junior:	969, Matt Simon (2007)
Senior:	1,215, Dave Petzke (1978)
Career:	2,991, Justin McCareins (1997-2000)

Highest Average Yards Per Catch

Game (min. 5 rec.):	37.2, Dan Sheldon vs. Eastern Michigan (11-16-02)
Season (min. 20 rec.):	23.4, Dan Sheldon, 2004
Career (min. 50 rec.):	21.1, Dan Sheldon (2001-04)

Most Touchdown Catches

Game:	4, Fran Cahill vs. Illinois St. (10-20-51)*; 4, Hugh Rohrschneider vs. UW-Whitewater (9-14-63)*
Season:	14, Hugh Rohrschneider (1963)*
Career:	29, Justin McCareins (1997-2000)

Most 100-Yard Games

Season:	6, Dave Petzke (1978); Justin McCareins (2000); Martel Moore (2012)
Career:	13, Justin McCareins (1997-2000)

Most Consecutive 100-Yard Games

Season:	3, Justin McCareins (1999, 2000), Darrell Hill (2001)
---------	---

Most Receptions By Running Back

Season:	45, Justin Anderson (2007)
Career:	88, Jack Dean (1961-64) *

Most Receptions By Tight End

Season:	39, Reggie Sims (1984)
Career:	72, Reggie Sims (1981-84)

* Indicates College Division

CAREER LEADERS

Pass Receptions

	Player	Seasons	Yards	Avg.	Rec.
1.	Justin McCareins	1997-2000	2,991	14.7	204
2.	Hugh Rohrschneider	1960-63 *	2,224	12.2	183
3.	P.J. Fleck	1999-2003	2,162	12.1	179
4.	Martel Moore	2009-12	2,544	14.3	178
5.	Dave Petzke	1977-78	1,958	13.2	148
6.	Britt Davis	2005-08	1,676	11.5	146
7.	Deon Mitchell	1995-98	1,951	13.6	143
8.	Sam Hurd	2002-05	2,322	16.2	143
9.	Gary Stearns	1960-63 *	1,958	13.8	142
10.	John Spilis	1966-68 *	1,815	13.2	138

Receiving Yards

	Player	Seasons	Rec	Avg.	Yards
1.	Justin McCareins	1997-2000	204	14.7	2,991
2.	Martel Moore	2009-12	178	14.3	2,544
3.	Sam Hurd	2002-05	143	16.2	2,322
4.	Hugh Rohrschneider	1960-63 *	183	12.2	2,224
5.	P.J. Fleck	1999-2003	179	12.1	2,162
6.	Dan Sheldon	2001-04	94	21.1	1,986
7.	Gary Stearns	1960-63 *	142	13.8	1,958
8.	Dave Petzke	1977-78	148	13.2	1,958
9.	Deon Mitchell	1995-98	143	13.6	1,951
10.	John Spilis	1966-68 *	138	13.2	1,815

Touchdown Catches

	Player	Seasons	Rec	Yards	TD
1.	Justin McCareins	1997-2000	204	2,991	29
2.	Martel Moore	2009-12	178	2,544	24
3.	John Spilis	1966-68*	138	1,815	22
4.	Sam Hurd	2002-05	143	2,322	21
5.	Al Eck	1958-60*	111	1,812	19
6.	Hugh Rohrschneider	1960-63*	183	2,224	19
7.	Dan Sheldon	2001-04	94	1,986	18
8.	Gary Stearns	1960-63*	142	1,958	17
9.	Dave Petzke	1977-78	148	1,958	16
10.	Nathan Palmer	2008-2011	93	1,575	16



Justin McCareins (1997-2000) holds the NIU record with 204 career receptions.

NORTHERN ILLINOIS FOOTBALL RECORDS

RECEIVING

SINGLE SEASON LEADERS

Pass Receptions

	Player	Season	Yards	Avg	Rec.
1.	Dave Petzke	1978	1,215	13.4	91
2.	P.J. Fleck	2003	1,028	13.4	77
3.	Hugh Rohrschneider	1962 *	795	10.3	76
4.	Hugh Rohrschneider	1963 *	1,036	13.8	75
	Martel Moore	2012	1,083	14.4	75
6.	Justin McCareins	2000	1,168	17.7	66
7.	Sam Hurd	2005	1,074	16.5	65
8.	P.J. Fleck	2001	738	12.4	59
9.	Bob Stark	1965 *	525	9.1	58
10.	Britt Davis	2006	731	12.8	57
	Dave Petzke	1977	743	13.0	57
	Justin McCareins	1999	906	15.9	57

Receiving Yards

	Player	Season	Rec	Avg	Yards
1.	Dave Petzke	1978	91	13.4	1,215
2.	Justin McCareins	2000	66	17.7	1,168
3.	Martel Moore	2012	75	14.4	1,083
4.	Sam Hurd	2005	65	16.5	1,074
5.	Hugh Rohrschneider	1963 *	75	13.8	1,036
6.	P.J. Fleck	2003	77	13.4	1,028
7.	Matt Simon	2007	52	18.6	969
8.	Dan Sheldon	2004	40	23.4	936
9.	Justin McCareins	1999	57	15.9	906
10.	Fran Cahill	1951 *	40	21.9	876

Touchdown Catches

	Player	Season	Rec	Yards	TD
1.	Hugh Rohrschneider	1963 *	75	1,036	14
2.	Sam Hurd	2005	65	1,074	13
	Martel Moore	2012	75	1,083	13
4.	Fran Cahill	1951 *	40	876	11
	Al Eck	1959 *	34	586	11
	Dave Petzke	1978	91	1,215	11
7.	John Spilis	1968 *	46	629	10
	Justin McCareins	1999	57	906	10
	Justin McCareins	2000	66	1,168	10
10.	Dan Sheldon	2004	40	936	9

Yards Per Catch (minimum 20 catches)

	Player	Season	Rec	Yards	Yds/Rec
1.	Dan Sheldon	2004	40	936	23.4
2.	Fran Cahill	1951 *	40	876	21.9
3.	Larry Wynn	1991	21	415	19.8
4.	Dan Sheldon	2002	40	783	19.6
5.	Matt Simon	2007	52	969	18.6
6.	Nathan Palmer	2010	29	532	18.3
7.	Floyd Hunsberger	1948 *	22	401	18.2
8.	Justin McCareins	2000	66	1,168	17.70
9.	Mike Pinckney	1979	34	601	17.68
10.	Ralph Strickland	1993	38	664	17.5

*Indicates College Division

SINGLE GAME LEADERS

Pass Receptions

	No.	Player	Opponent	Date
1.	17	Gary Stearns	Central Michigan	11-9-63*
2.	14	P.J. Fleck	Ohio	10-4-03
	14	Sam Hurd	Akron	9-24-05
4.	13	Gary Stearns	Illinois State	10-19-63*
	13	P.J. Fleck	Maryland	8-28-03
6.	12	Sam Hurd	Central Michigan	11-5-05
	12	Justin McCareins	Western Michigan	9-3-98
	12	Dave Petzke	Toledo	11-11-78
	12	Willie Hatter	Western Michigan	9-25-71
10.	11	Landon Cox	Ohio	11-21-09
	11	Justin McCareins	Auburn	9-23-00
	11	Justin McCareins	Eastern Michigan	10-24-98
	11	Dave Petzke	Long Beach State	10-7-78
	11	Dave Petzke	Toledo	11-5-77
	11	Willie Hatter	Wisconsin	9-11-71

Touchdown Catches

	TDs	Player	Opponent	Date
1.	4	Fran Cahill	Illinois State	10-20-51*
	4	Hugh Rohrschneider	UW-Whitewater	9-14-63*
3.	3	Sam Hurd	Central Michigan	11-5-05
	3	Sam Hurd	Akron	9-24-05
	3	Dan Sheldon	Western Michigan	9-23-04
	3	Darrell Hill	Wake Forest	9-15-01
	3	Justin McCareins	Buffalo	10-28-00
	3	Justin McCareins	Central Michigan	10-16-99
	3	Justin McCareins	Western Michigan	9-3-98
	3	Willie Hatter	Ball State	10-24-70
	3	Nathan Palmer	Toledo	11-1-11

Receiving Yards (100-Yard Games)

	Yds.	Player	Opponent	Date
1.	266	Sam Hurd	Central Michigan	11-5-05
2.	234	P.J. Fleck	Ohio	10-4-03
3.	224	Martel Moore	Arkansas State	1-8-12
4.	223	Sam Hurd	Miami (OH)	10-5-05
5.	221	Hugh Rohrschneider	Illinois State	11-3-62*
6.	213	Dan Sheldon	Western Michigan	10-23-04
7.	205	Matt Simon	Central Michigan	9-29-07
8.	190	Deon Mitchell	Ohio	11-1-97
9.	189	Justin McCareins	Auburn	9-23-00
10.	187	Vaurice Patterson	Nevada	9-25-93
11.	186	Dan Sheldon	Eastern Michigan	11-16-02
12.	179	Dave Petzke	Toledo	11-11-78
13.	172	Larry Wynn	Western Michigan	10-12-91
14.	170	Nathan Palmer	Minnesota	8-30-08
15.	163	Justin McCareins	Central Michigan	10-16-99
	163	Dan Sheldon	Miami (OH)	10-12-02
	163	Britt Davis	Toledo	11-7-06
18.	161	Sam Hurd	Wisconsin	9-14-02
19.	160	Matt Simon	Western Michigan	10-13-07
	160	Darrell Hill	Wake Forest	9-15-01
21.	158	Carl Aikens	West Texas State	9-1-84
22.	157	Willie Hatter	Ball State	10-24-70
23.	154	Justin McCareins	Toledo	11-4-00
24.	153	P.J. Fleck	Sam Houston State	9-22-01
	153	Martel Moore	Toledo	11-14-12
26.	151	Justin McCareins	Buffalo	10-28-00
27.	150	Justin McCareins	Ball State	9-30-00
28.	147	Justin McCareins	Vanderbilt	9-11-99
29.	144	Willie Hatter	Western Michigan	9-25-71
30.	143	Deon Mitchell	Arkansas State	9-1-96
31.	142	P.J. Fleck	Buffalo	11-8-03
32.	139	Sam Hurd	Akron	9-24-05
33.	134	Martel Moore	Army	9-15-12
34.	133	Martel Moore	Buffalo	10-13-12



NORTHERN ILLINOIS FOOTBALL RECORDS

RECEIVING

	Yds.	Player	Opponent	Date
35.	132	Dave Petzke	Ohio	11-25-78
	132	Dave Petzke	Long Beach State	10-7-78
	132	Justin McCareins	Toledo	10-18-97
	132	Keith Perry	Buffalo	10-28-00
	132	Landon Cox	Ohio	11-21-09
40.	131	Matt Simon	Central Michigan	11-12-08
	131	Ralph Strickland	Cincinnati	10-28-95
42.	130	Dave Petzke	Western Michigan	9-16-78
	130	Justin McCareins	Ohio	11-1-97
	130	Justin McCareins	Iowa	9-18-99
	130	P.J. Fleck	Kent State	10-13-01
	130	Martel Moore	Central Michigan	10-1-11
47.	128	Willie Hatter	Marshall	10-9-71
48.	125	Dave Petzke	Toledo	11-5-77
49.	124	Darrell Hill	Eastern Michigan	11-3-01
50.	123	Curt Pardridge	Miami (OH)	10-26-85
	123	Larry Wynn	Illinois	9-5-92
52.	122	Carl Aikens	Kent State	9-24-83
	122	Deon Mitchell	Maryland	8-31-96
54.	120	Justin McCareins	Western Michigan	10-21-00
	120	Nathan Palmer	Toledo	11-1-11
	120	Martel Moore	Ball State	11-15-11
	120	Martel Moore	Western Michigan	10-27-12
58.	119	Greg Dentino	Ohio	11-20-76
	119	Carl Aikens	Western Michigan	10-6-84
	119	Sam Hurd	Western Michigan	11-23-05
61.	118	Dave Petzke	Illinois State	9-30-78
	118	Vaurice Patterson	Arkansas	11-12-94
63.	117	Brandon Willis	San Jose State	9-16-95
64.	116	Russ Hill	Idaho	11-22-75
	116	Leon Moody	North Texas	10-5-96
	116	P.J. Fleck	Maryland	8-28-03
	116	Martel Moore	Eastern Michigan	11-23-12
68.	115	Matt Simon	Idaho	9-22-07
	115	Britt Davis	Ball State	9-30-06
	115	Nathan Palmer	Ohio	12-2-11
71.	114	Garrett Wolfe	Ohio State	9-2-06
72.	113	Dave Petzke	Kent State	11-4-78
73.	112	Carl Aikens	Bowling Green	10-20-84
	112	Darrell Hill	Western Michigan	10-20-01
	112	Garrett Wolfe	Akron	9-24-05
76.	111	Brad Cieslak	Western Michigan	10-23-04
77.	110	Carl Aikens	Western Michigan	10-8-83
	110	Justin McCareins	Western Michigan	9-3-98
	110	Justin McCareins	Western Illinois	9-2-99
	110	Martel Moore	Miami (Ohio)	12-3-10
81.	109	Larry Wynn	Kansas State	9-21-91
	109	Darrell Hill	Eastern Michigan	11-20-99
	109	Sam Hurd	Central Michigan	10-11-03
	109	Dan Sheldon	Ball State	10-30-04
	109	Shatone Powers	Tennessee Tech	9-17-05
	109	Willie Clark	Bowling Green	11-8-11
87.	108	Darrell Hill	Central Michigan	10-27-01
88.	107	Ken Moore	Indiana State	9-28-74
	107	Deon Mitchell	Western Michigan	9-3-98
	107	Dan Sheldon	Iowa State	9-18-04
91.	106	Don Martin	West Texas State	10-16-71
	106	Gary Hosier	Marshall	10-12-74
	106	Justin McCareins	Central Michigan	11-18-00
94.	105	Dave Petzke	Western Michigan	9-24-77
	105	Martel Moore	Kansas	9-22-12
96.	103	P.J. Fleck	Western Michigan	10-18-03
	103	Dan Sheldon	Akron	10-2-04
98.	102	Sam Hurd	Western Michigan	10-26-02
99.	101	Willie Hatter	Wisconsin	9-16-72
	101	Vaurice Patterson	Arkansas State	9-19-92
101.	100	Dave Petzke	Ohio	11-19-77
	100	Kurt Cassidy	Eastern Illinois	9-19-90
	100	Ralph Strickland	Louisiana Tech	11-18-95
	100	Britt Davis	Eastern Michigan	11-24-06
	100	Matt Simon	Navy	11-17-07

YEAR-BY-YEAR LEADERS

Year	Player, Pos.	No.	Yds.	Avg.	TD
1948	Floyd Hunsberger, HB	22	401	18.2	2
1949	Bill Russell, E	19	334	17.6	5
1950	Ernie Wickstrom, HB	29	504	17.4	5
1951	Fran Cahill, E	40	876	21.9	11
1952	Jim McKinzie, E	44	703	16.0	6
1953	Wes Luedeking, HB	24	247	10.3	2
1954	Tom Skubich, HB	14	147	10.5	2
1955	Bob Snider, HB	16	202	12.6	1
1956	Bob Soltis, HB	6	117	19.5	2
	Tom Skubich, HB	6	72	12.0	1
1957	Jim Caldwell, E	16	497	31.1	7
1958	Al Eck, E	32	486	15.2	3
1959	Al Eck, E	34	586	17.2	11
1960	Al Eck, E	45	740	16.4	5
1961	Rich Bader, E	33	430	13.0	3
1962	Hugh Rohrschneider, E	76	795	10.5	5
1963	Hugh Rohrschneider, E	75	1,036	13.8	14
1964	Bill Pelkey, E	26	436	16.8	8
1965	Bob Stark, E	58	525	9.1	8
1966	Jack Frost, E	48	796	16.6	8
1967	John Spilis, SE	46	620	13.5	5
1968	John Spilis, SE	46	629	13.7	10
1969	Tom Bastable, SE	26	357	13.7	2
1970	Willie Hatter, SE	35	418	11.9	5
1971	Willie Hatter, SE	50	615	12.3	1
1972	Willie Hatter, SE	17	268	15.8	0
1973	Dan Gentile, FLK	15	319	21.3	3
1974	Gary Hosier, TE	27	375	13.9	1
1975	Ken Moore, TE	30	425	14.2	3
1976	Scott Paplham, TE	15	208	13.9	0
1977	Dave Petzke, SE	57	743	13.0	5
1978	Dave Petzke, SE	91	1,215	13.4	11
1979	Mike Pinckney, SB	34	601	17.7	3
1980	Jim Latanski, TE	30	421	14.0	1
	Mike Pinckney, WB	30	392	13.1	1
1981	Joe Law, TB	20	156	7.8	2
1982	Greg Spicher, SE	14	208	14.9	1
1983	Reggie Sims, TE	27	279	10.3	1
1984	Reggie Sims, TE	39	475	12.2	1
1985	Curt Pardridge, SE	26	409	15.7	2
1986	Virgil Gerin, SE	18	210	11.7	1
1987	Virgil Gerin, SE	28	366	13.1	0
1988	Mark Clancy, SE	13	315	24.2	0
1989	Kurt Cassidy, SE	12	137	11.4	0
1990	Kurt Cassidy, SE	13	198	15.2	1
1991	Larry Wynn, SE	21	415	19.8	1
1992	Larry Wynn, SE	37	538	14.5	2
1993	Raymond Roberts, TE	31	401	12.9	2
1994	Vaurice Patterson, FL	34	578	17.0	4
1995	Ralph Strickland, FL	38	664	17.5	
1996	Deon Mitchell, FL	36	524	14.6	0
1997	Deon Mitchell, SE	45	588	13.1	4
1998	Justin McCareins, FL	54	486	9.0	5
1999	Justin McCareins, FL	57	906	15.9	10
2000	Justin McCareins, FL	66	1,168	17.7	10
2001	P.J. Fleck, SE	59	732	12.4	5
2002	Dan Sheldon, SE	40	783	19.6	5
2003	P.J. Fleck, SE	77	1,028	13.4	6
2004	Dan Sheldon, SE	40	936	23.4	9
2005	Sam Hurd, WR	65	1,074	16.5	13
2006	Britt Davis, WR	57	731	12.8	3
2007	Matt Simon, WR	52	969	18.6	5
2008	Marcus Perez, WR	34	480	14.1	2
2009	Landon Cox, WR	45	535	11.9	4
2010	Willie Clark, WR	42	602	14.3	7
2011	Martel Moore, WR	47	747	15.9	7
	Nathan Palmer, WR	47	695	14.8	7
	Perez Ashford, WR	47	530	11.3	3
2012	Martel Moore	75	1,083	14.4	13



NORTHERN ILLINOIS FOOTBALL RECORDS

ALL-PURPOSE YARDS



Michael Turner holds the NIU career and single season all-purpose yards.

Most Net Yards Gained

Game:	356, Garrett Wolfe at Ball State (9-30-06)
Season:	2,284, Michael Turner (2002)
Career:	6,038, Michael Turner (2000-03)

Career Leaders

	Player	Years	Rush	Rec	KR	PR	IR	Yards
1.	Michael Turner	2000-03	4,941	451	646	0	0	6,038
2.	Garrett Wolfe	2004-06	5,164	588	231	0	0	5,983
3.	Deon Mitchell	1995-98	320	1,951	2,349	112	0	4,732
4.	Justin McCareins	1997-2000	162	2,991	605	609	0	4,367
5.	Allen Ross	1977-80	3,500	239	326	0	0	4,065
6.	Mark Kellar	1971-73	3,745	133	0	0	0	3,878
7.	Jack Dean	1961-64*	1,874	1,050	365	376	2	3,667
8.	Rodney Taylor	1985-88	1,684	431	912	627	0	3,654
9.	Adam Dach	1987-91	3,438	69	14	0	0	3,521
10.	LeShon Johnson	1992-93	3,314	110	0	0	0	3,424

Single Season Leaders

	Player	Year	Rush	Rec	KR	PR	IR	Yards
1.	Michael Turner	2002	1,915	100	269	0	0	2,284
2.	Garrett Wolfe	2006	1,928	249	0	0	0	2,177
3.	LeShon Johnson	1993	1,976	106	0	0	0	2,082
4.	Justin McCareins	2000	73	1,168	411	362	0	2,014
5.	Garrett Wolfe	2004	1,656	117	231	0	0	2,004
6.	Michael Turner	2003	1,648	230	58	0	0	1,936
7.	Jordan Lynch	2012	1,815	0	0	0	0	1,815
8.	Garrett Wolfe	2005	1,580	222	0	0	0	1,802
9.	Mark Kellar	1973	1,719	17	0	0	0	1,736
10.	Charles Talley	1995	1,540	-7	0	0	0	1,553

Single Game Leaders

	Yards	Player	Opponent	Date
1.	356	Garrett Wolfe	Ball State	9-30-06
2.	341	Garrett Wolfe	Eastern Michigan	11-20-04
3.	322	LeShon Johnson	Southern Illinois	10-2-93
4.	308	Stacey Robinson	Fresno State	10-6-90
5.	306	LeShon Johnson	Iowa	11-6-93
6.	293	Deon Mitchell	Arkansas State	9-21-96
7.	285	P.J. Fleck	Ohio	10-4-03
	285	Garrett Wolfe	Ohio State	9-2-06
9.	283	Garrett Wolfe	Ball State	10-30-04
10.	281	Stacey Robinson	Cincinnati	11-18-89

YEAR-BY-YEAR LEADERS

Year	Player, Pos.	Rush	Rec.	PR	KR	Int.	Total
1950	Ernie Wickstrom, HB	425	504	72	309	0	1,310
1951	Fran Cahill, E	0	876	0	0	0	876
1952	Jim McKinzie, E	0	703	0	0	0	703
1953	Wes Luedeking, HB	330	247	261	241	53	1,132
1954	Bill Graham, HB	236	11	90	110	5	452
1955	Bob Snider, HB	242	202	97	296	0	837
1956	Tom Skubich, HB	404	72	42	183	38	739
1957	Jim Caldwell, E	34	497	64	83	5	683
1958	Al Eck, E	41	486	112	183	44	866
1959	Al Eck, E	9	586	53	193	69	910
1960	Al Eck, E	5	740	116	109	108	1,078
1961	Gary Stearns, OE	178	319	0	143	0	640
1962	Jack Dean, HB	504	245	164	97	0	1,010
1963	Jack Dean, HB	516	553	183	77	2	1,331
1964	Jack Dean, HB-QB	733	176	29	191	0	1,129
1965	Army Vesely, DB	327	375	55	126	0	883
1966	Jack Frost, E	0	796	0	0	0	796
1967	Russ Dudley, HB	99	453	50	196	0	798
1968	John Spilis, SE	0	629	0	690	0	1,319
1969	John Lalonde, FB	813	103	0	39	0	955
1970	John Lalonde, FB	548	64	0	12	0	624
1971	Byron Florence, TB	544	95	0	287	0	926
1972	Mark Kellar, FB	1,316	90	0	0	0	1,406
1973	Mark Kellar, FB	1,719	17	0	0	0	1,736
1974	Vince Smith, TB	720	67	29	142	0	958
1975	Vince Smith, TB	688	168	0	266	0	1,122
1976	Vince Smith, HB	448	68	0	250	0	766
1977	Allen Ross, TB	1,043	53	0	206	0	1,302
1978	Dave Petzke, SE	0	1,215	0	0	0	1,215
1979	Mike Pinckney, SB	53	601	189	415	0	1,258
1980	Mike Pinckney, WB	1	392	171	392	0	956
1981	Joe Law, TB	596	156	0	0	0	752
1982	Pete Roth, TB	1,008	115	0	54	0	1,177
1983	Darryl Richardson, TB	1,204	42	0	22	0	1,268
1984	Carl Aikens, SE	0	758	0	0	0	758
1985	Curt Pardridge, SE	171	409	0	483	0	1,063
1986	Rodney Taylor, HB	548	218	101	405	0	1,272
1987	Rodney Taylor, HB	442	100	282	144	0	968
1988	Rodney Taylor, HB	518	75	58	334	0	985
1989	Stacey Robinson, QB	1,443	0	0	0	0	1,443
1990	Stacey Robinson, QB	1,238	2	0	0	0	1,240
1991	Adam Dach, FB	847	0	0	14	0	861
1992	LeShon Johnson, TB	1,338	4	0	0	0	1,342
1993	LeShon Johnson, TB	1,976	106	0	0	0	2,082
1994	Brian Grimes, TB	876	15	0	0	0	891
1995	Charles Talley, TB	1,540	-7	0	0	0	1,553
1996	Deon Mitchell, FLK	26	524	17	714	0	1,281
1997	Deon Mitchell, SE	35	588	45	821	0	1,489
1998	Deon Mitchell, SE	24	567	46	738	0	1,375
1999	William Andrews, TB	1,127	28	0	229	0	1,384
2000	Justin McCareins, FL	73	1,168	362	411	0	2,014
2001	Thomas Hammock, TB	1,096	70	0	0	0	1,166
2002	Michael Turner, TB	1,915	100	0	269	0	2,284
2003	Michael Turner, TB	1,648	230	0	58	0	1,936
2004	Garrett Wolfe, TB	1,656	117	0	231	0	2,004
2005	Garrett Wolfe, TB	1,580	222	0	0	0	1,802
2006	Garrett Wolfe, TB	1,928	249	0	0	0	2,177
2007	Justin Anderson, TB	1,245	263	0	0	0	1,508
2008	Me'co Brown, TB	510	37	71	492	0	1,110
2009	Chad Spann, TB	1,038	122	0	0	0	1,160
2010	Chad Spann, TB	1,388	45	0	0	0	1,433
2011	Chandler Harnish, QB	1,379	0	0	0	0	1,379
2012	Jordan Lynch, QB	1,815	0	0	0	0	1,815



* Indicates College Division

NORTHERN ILLINOIS FOOTBALL RECORDS

DEFENSE

TEAM RECORDS

Fewest Plays Against

Game: 42, vs. Eastern Michigan (11-24-06)
Season: 461 (1948)*

Fewest Net Yards Allowed

Game: -40, vs. Southern Illinois (10-6-51)*
Season: 1,455 (1959)*

Fewest First Downs Allowed

Game: 6, vs. Central Michigan (10-19-02); vs. Illinois State (10-16-76);
vs. Kent State (10-28-72)
Season: 89 (1951)*

Most Punts By An Opponent

Game: 12, vs. Central Michigan (10-19-02)
Season: 73 (2012)

RUSHING

Fewest Rushes Allowed

Game: 15, vs. Cal-State Fullerton (9-2-89)
Season: 338 (1948)*

Fewest Net Rushing Yards Allowed

Game: -11, vs. Miami, Ohio (10-24-09)
Season: 967 (1963)*

Lowest Yards Allowed Per Rush

Game: -0.3, vs. Temple (10-20-06)

Lowest Average Rushing Yards Allowed Per Game

Season: 107.4 (1963)*

PASSING

Fewest Net Passing Yards Allowed

Game: 0, vs. Southern Illinois (10-6-51)*
Season: 1,455 (1959)*

Fewest Pass Attempts Allowed

Game: 1, vs. Ohio (11-1-97); vs. Navy (11-25-08)
Season: 96 (1956)*

Fewest Completions Allowed

Game: 0, vs. Navy (11-25-08)
Season: 38 (1955, 1959)*

Most Quarterback Sacks (since 1984)

Game: 10, vs. Wisconsin (9-14-02)
Season: 47 (2002)

Most Sack Yardage (since 1984)

Game: 71, vs. Wisconsin (9-14-02)
Season: 330 (2002)

Most Pass Break Ups (since 1971)

Game: 13, vs. Louisiana Tech (10-22-94); vs. Ball State (10-5-02)
Season: 69 (2012)

BLOCKED KICKS

Most Kicks Blocked (since 1971)

Game: 3, vs. TCU (12-19-06)
Season: 8 (1991, 2010)

Most Punts Blocked (since 1971)

Game: 3, vs. Ball State (11-20-10)
Season: 6 (2010)

SCORING

Fewest Points Allowed

Game: 0, Multiple Times (last vs. Massachusetts, 11-3-12)
Season (Min. 6 games): 5 (1925, 6-1) *

Most Defensive Touchdowns

Season: 4 (1999, 2001)

TURNOVERS

Most Turnovers Gained

Game: 8, vs. Idaho (9-20-69)
Season: 44 (1955) *

Most Interceptions

Game: 7, vs. Illinois State (10-20-51) *
Season: 29 (1951) *

Most Interception Yards

Game: 112, vs. Western Michigan (10-3-09)
Season: 391 (1951) *

Most Fumbles By Opponent

Game: 9, three times, most recently by New Mexico State (10-8-94)
Season: 49 (1971)

Most Fumbles Lost By Opponent

Game: 7, by West Texas State (10-21-72)
Season: 33 (1955) *

TACKLES

Most Tackles For Loss (since 1971)

Game: 16, vs. Eastern Michigan (11-16-02)
Season: 104 (2008)

Most Tackles For Loss Yardage (since 1971)

Game: 84, vs. Kent State (10-8-11)
Season: 450 (2002)

* Indicates College Division



NORTHERN ILLINOIS FOOTBALL RECORDS

DEFENSE

TEAM SEASON HIGHS

Total Defense

	Year	G	PPG	YPG
1.	1959	9	13.8	161.7
2.	1960	9	14.0	209.0
3.	1962	10	8.7	211.8
4.	1951	9	11.2	213.8
5.	1948	9	14.7	215.0
6.	1963	10	9.7	216.3
7.	1965	10	14.7	239.3
8.	1964	9	14.6	241.2
9.	1952	9	21.6	253.0
10.	1966	10	15.3	255.1

Rushing Defense

	Year	G	PPG	YPG
1.	1963	9	9.7	107.4
2.	1959	9	13.8	113.9
3.	1965	9	14.7	117.7
4.	2006	13	21.2	121.9
5.	1964	9	14.6	123.6
6.	2009	13	21.6	124.4
7.	1962	9	8.7	125.2
8.	2010	14	18.9	126.5
9.	1951	9	11.2	126.8
10.	1960	9	14.0	127.2

Scoring Defense

	Year	G	Pts.	PPG
1.	1972	11	198	12.8
2.	1982	10	136	13.6
3.	1980	11	175	15.9
4.	1988	11	185	16.8
5.	1983	12	203	16.9
6.	1984	11	188	17.1
7.	1992	11	193	17.5
8.	1979	11	206	18.7
9.	2010	14	265	18.9
10.	1981	11	217	19.7

Pass Defense

	Year	G	PPG	YPG
1.	1959	9	13.8	47.8
2.	1956	9	20.9	62.4
3.	1961	9	14.3	71.0
4.	1955	9	25.9	76.1
5.	1960	9	14.0	81.8
6.	1957	9	29.8	84.7
7.	1948	9	14.7	85.0
8.	1952	9	21.6	85.9
9.	1962	9	8.7	86.6
10.	1951	9	11.2	87.0

Turnover Margin

	Year	G	+/-	Diff.	Avg.
1.	1963	9	39/21	+18	2.0
2.	1989	11	27/12	+15	1.4
3.	1951	9	40/28	+12	1.3
4.	2003	12	31/17	+14	1.2
5.	1961	9	30/20	+10	1.1
6.	1966	10	41/30	+11	1.1
7.	1983	11	28/16	+12	1.1
8.	1994	11	31/20	+11	1.0
9.	1962	9	27/18	+9	1.0
10.	1960	9	39/31	+8	0.9

Pass Interceptions

	Year	Int.
1.	1951	29
2.	1949	25
3.	1987	24
4.	2003	23
	1963	23
6.	2002	21
	1983	21
	1966	21
9.	1960	20
10.	1962	19
	1964	19

Sacks (since 1984)

	Year	Sacks
1.	2002	47
2.	2012	40
3.	2009	34
4.	2010	30
	2004	30
	1988	30
7.	2006	29
	1984	29
9.	2001	28
	2011	28

Longest Interception Return

Game: 100, Dave Petway vs. Southern Illinois
(10-22-77)

Most Total Tackles

Game: 33, Frank Lewandoski vs. Western Michigan
(9-16-78)
Freshman: 130, Frank Lewandoski (1976)
Sophomore: 179, Frank Lewandoski (1977)
Junior: 171, Ron Delisi (1988)
Senior: 191, Steve Henricksen (1991)
Season: 191, Steve Henricksen (1991)
Career: 616, Frank Lewandoski (1976-79)

Most Solo Tackles

Game: 22, Larry Clark vs. Fresno State (11-11-77)
Season: 125, Frank Lewandoski (1977)
Career: 379, Frank Lewandoski (1976-79)

Most Quarterback Sacks

Game: 5, Larry English vs. Idaho (9-22-07)
Season: 12, Larry English (2006); Scott Kellar (1984)
Career: 31.5, Larry English (2004-08)

Most Tackles For Loss

Game: 6, Larry English vs. Temple (10-20-06)
Season: 20, Scott Kellar (1984)
Career: 63, Larry English (2004-08)

Most Pass Break-Ups

Game: 5, Rande Drew vs. Tenn. Tech (9-6-03)
5, Vince Thompson vs. Ball State (10-5-02)
Season: 17, Rashaan Melvin (2012)
Career: 38, Rande Drew (2000-03)

Most Fumbles Recovered

Game: 3, Gerald Nickleberry vs. Arkansas (11-12-94);
3, Tom Bastable vs. Western Michigan (11-14-70)
Season: 5, Sam Boskovich (1977);
5, Greg Gastel (1978);
5, Steve Claussen (1979)
Career: 7, Gerald Nickleberry (1991-94)

Most Fumbles Recovered For TD

Game: 1, Seven Times
Season: 1, Seven Times
Career: 1, Seven different players

Longest Fumble Return

Game: 98, Gerald Nickleberry
vs. Arkansas State (9-18-93)


Most Defensive Extra Points

Game: 1, Kevin Woods vs. Alabama (9-20-03)
Season: 1, Kevin Woods (2003)
Career: 1, Kevin Woods (2002-03)

Most Blocked Kicks

Game:
Season: 4, Quince Holman (2005)
Career: 6, Quince Holman (2003-05)

* Indicates College Division



Larry Clark made 22 tackles versus Fresno State in 1977 and is NIU's third-leading tackler all-time.

INDIVIDUAL RECORDS

Most Interceptions

Game: 4, Dan Mojica vs. Illinois State (10-20-51)*;
4, Dan Meyer vs. Hillsdale (10-22-66)*
Season: 10, Al Jones (1951)*
Career: 16, Dan Meyer (1964-66)*

Most Interception Return Yards

Game: 100, Dave Petway vs. Southern Illinois (10-22-77)
Season: 149, Dan Meyer (1965)*
Career: 260, Dan Meyer (1964-66)*

Most Yards Per Interception Return

Season (min. 3): 29.0 (3-87), Benji Peacock (1999)
Career (min. 4): 28.0 (4-112), Patrick George (2007-10)

Most Interception Returns For a TD

Season: 2, Vince Thompson (2001)
Career: 2, Vince Thompson (1999-2002)



NORTHERN ILLINOIS FOOTBALL RECORDS

DEFENSE

CAREER LEADERS

Pass Interceptions

	Player	Seasons	Yards	Yds./Ret.	Int.
1.	Dan Meyer	1964-66 *	260	16.3	16
2.	Al Eck	1958-60 *	221	14.7	15
	Vince Thompson	1999-2002	109	7.3	15
4.	Chris Blake	1971-73	208	14.9	14
5.	Randee Drew	2000-03	187	13.6	14
6.	Steve Hirsch	1980-83	130	10.0	13
7.	Dan DeVito	1968-70 *	128	10.7	12
	Rich Marks	1971-73	85	7.1	12
9.	Lionel Hickenbottom	2001, 03-04	169	15.4	11
10.	Lee Hicks	1981-84	69	6.9	10

Interception Return Yards

	Player	Seasons	Int.	Yards
1.	Dan Meyer	1964-66 *	16	260
2.	Al Eck	1958-60 *	15	221
3.	Chris Blake	1971-73	14	208
4.	Randee Drew	2000-03	14	187
5.	Lionel Hickenbottom	2001, 03-04	11	169
6.	Steve Hirsch	1980-83	13	130
7.	Dan DeVito	1968-70 *	12	128
8.	Ray Smith	2002-05	7	124
9.	Dave Petway	1977-80	5	123
10.	Chase Carter	2007-08	2	120

Total Tackles

	Player	Seasons	Solo	Asst.	Total
1.	Frank Lewandoski	1976-79	379	237	616
2.	Tim Griffin	1982-85	278	193	471
3.	Larry Clark	1970-72	202	107	446
4.	Ron Delisi	1986-89	166	271	437
5.	Larry Williams	1999-02	300	134	434
6.	Steve Wild	1990-93	255	156	411
7.	Akil Grant	2000-03	246	115	361
8.	Donnovan Carter	1997-99	246	113	359
9.	Brian Atkinson	2001-04	220	126	346
10.	Steve Henriksen	1988, 90-91	176	168	344

Solo Tackles

	Player	Seasons	Total	Asst.	Solo
1.	Frank Lewandoski	1976-79	616	237	379
2.	Larry Williams	1999-2002	434	134	300
3.	Tim Griffin	1982-85	471	193	278
4.	Steve Wild	1990-93	411	156	255
5.	Donnovan Carter	1997-99	359	112	246
6.	Akil Grant	2000-03	361	115	246
7.	Nick Duffy	2000-03	339	103	236
8.	Brian Atkinson	2001-04	346	126	220
9.	Kevin Selover	1997-2000	306	101	205
10.	Jermaine Hampton	1998-2000	302	99	203

Assisted Tackles

	Player	Seasons	Total	Solo	Asst.
1.	Ron Delisi	1986-89	437	166	271
2.	Frank Lewandoski	1976-79	616	379	237
3.	Tim Griffin	1982-85	471	278	193
4.	Alex Kube	2007-10	311	131	180
5.	Steve Henriksen	1988, 90-91	344	176	168
6.	Steve Wild	1990-93	411	255	156
7.	Tim McCarthy	2005-08	289	141	148
	Pat Schiller	2008-2011	239	91	148
9.	Mike Higgins	1985-88	149	101	138
	Cory Hanson	2006-09	247	109	138



Larry English (2004-08) holds the NIU career records for quarterback sacks (31.5) and tackles for loss (63).

Quarterback Sacks

	Player	Seasons	Yards	Sacks
1.	Larry English	2004-08	161	31.5
2.	Cary Caliendo	1987-90	131	31
3.	Sean Progar	2009-12	185	24
4.	Scott Kellar	1982-84	165	23
5.	Jake Coffman	2007-10	157	20
6.	C.J. Rose	1992-95	131	19
7.	Larry Williams	1999-2002	94	16
	Brian Atkinson	2001-04	121	16
	Alan Baxter	2009-12	107	16
10.	Doug Bartlett	1983-86	87	14
	Travis Moore	2001-04	95	14
	Vinson Reynolds	2000-03	75	14
	Brandon Bice	2006-09	78	14

Tackles For Loss

	Player	Seasons	Yards	TFL
1.	Larry English	2004-08	283	63
2.	Cary Caliendo	1987-90	290	53
3.	Scott Kellar	1982-84	237	47
4.	Doug Bartlett	1983-86	144	43
5.	C.J. Rose	1992-95	191	42
6.	Larry Williams	1999-2002	145	40
7.	Max Gill	1979-82	161	39
8.	Sean Progar	2009-12	220	39.5
9.	Jake Coffman	2007-10	181	32.5
10.	Hollis Thomas	1993-95	91	31

Passes Broken Up

	Player	Seasons	PBU's
1.	Randee Drew	2000-03	38
2.	Rashaan Melvin	2009-12	35
3.	Vince Thompson	1999-2002	28
4.	C.J. Rose	1992-95	26
5.	Lionel Hickenbottom	2001, 03-04	24
6.	Duane Hawthorne	1995-98	22
	Chris Blake	1971-73	22
8.	Mike Manson	1986-88	21
9.	Jimmie Ward	2010-Present	20
10.	Mike Hollingshed	1984-86, 1988	19

* Indicates College Division

NORTHERN ILLINOIS FOOTBALL RECORDS

DEFENSE

SINGLE SEASON LEADERS

Pass Interceptions

	Player	Season	Yards	Yds./Ret.	Int.
1.	Al Jones	1951*	92	9.2	10
2.	Dan Meyer	1965*	149	8.6	8
3.	Al Eck	1960*	108	15.4	7
	Randee Drew	2002	103	14.7	7
5.	11 players tied with				6

Average Yards Per Interception Return (minimum 3)

	Player	Season	Int.	Yards	Avg.
1.	Benji Peacock	1999	3	87	29.0
2.	Lionel Hickenbottom	2001	4	96	24.0
3.	Demerist Whitfield	2000	5	108	21.6
4.	Rufus Taylor	1987	4	84	21.0
5.	Chris Blake	1971	5	104	20.8
6.	Chris Blake	1973	4	71	17.8
7.	Jeff Taylor	1991	3	50	16.7
8.	Mike Terna	1980	5	82	16.4
9.	Dechane Durante	2011	3	47	15.7
10.	Randee Drew	2002	7	76	14.7

Interception Return Yards

	Player	Season	Int.	Yards
1.	Chase Carter	2007	2	120
2.	Patrick George	2009	2	112
3.	Demerist Whitfield	2000	3	108
4.	Chris Blake	1971	5	104
5.	Randee Drew	2002	7	103
6.	Dave Petway	1977	1	100
7.	Lionel Hickenbottom	2001	4	96
8.	Larry Clark	1972	2	94
9.	Benji Peacock	1999	3	87
10.	Jim Montgomery	1970	6	85
	Gus Warner	1923*	1	85



Frank Lewandoski (1976-79) is NIU's all-time leading tackler with 616 stops.

Total Tackles

	Player	Season	Solo	Asst.	Total
1.	Steve Henriksen	1991	104	87	191
2.	Larry Clark	1972	107	82	189
3.	Frank Lewandoski	1977	125	54	179
4.	Frank Lewandoski	1979	92	81	173
5.	Ron Delisi	1988	66	105	171
6.	Tim Griffin	1985	94	61	155
7.	Steve Henriksen	1990	72	81	153
8.	Mike Terna	1980	91	60	151
9.	Larry Alleyne	1981	98	46	144
10.	Tony Smith	1992	84	58	142

Solo Tackles

	Player	Season	Total	Asst.	Solo
1.	Frank Lewandoski	1977	179	54	125
2.	Larry Clark	1972	189	82	107
3.	Steve Henriksen	1991	191	87	104
4.	Larry Alleyne	1981	144	46	98
5.	Larry Clark	1971	120	25	95
6.	Tim Griffin	1985	155	61	94
7.	Akil Grant	2002	138	46	92
	Nick Duffy	2001	125	33	92
	Larry Williams	2001	123	31	92
	Donnovan Carter	1998	133	41	92
	Frank Lewandoski	1979	173	81	92

Assisted Tackles

	Player	Season	Total	Solo	Asst.
1.	Ron Delisi	1988	171	66	105
2.	Steve Henriksen	1991	191	104	87
3.	Larry Clark	1972	189	107	82
4.	Frank Lewandoski	1979	173	92	81
	Steve Henriksen	1990	153	72	81
6.	Ron Delisi	1989	133	57	76
7.	Tim McCarthy	2006	111	38	73
	Pat Schiller	2011	115	42	73
9.	Tony Savegnago	1986	99	27	72
10.	Mandel Hester	1994	136	67	69

Tackles For Loss

	Player	Season	Yards	TFL
1.	Scott Kellar	1984	109	20
2.	Max Gill	1980	90	18
3.	C.J. Rose	1995	63	17
	Larry English	2007	91	17
5.	Jake Coffman	2010	76	16.5
6.	Cary Caliendo	1987	92	16
	Javan Lee	2004	51	16
	Larry English	2006	92	16
	Larry English	2008	73	16
10.	Scott Van Bellinger	1991	29	15
	Vinson Reynolds	2003	53	15

Quarterback Sacks

	Player	Season	Yards	Sacks
1.	Scott Kellar	1984	88	12
	Larry English	2006	77	12
3.	Larry English	2007	79	10.5
4.	Cary Caliendo	1987	79	10
	Larry Williams	2002	77	10
6.	Jake Coffman	2010	63	9.5
	Alan Baxter	2012	53	9.5
8.	Cary Caliendo	1988	77	9
	C.J. Rose	1994	65	9
10.	Jake Coffman	2009	83	8.5
	Sean Progar	2012	68	8.5



NORTHERN ILLINOIS FOOTBALL RECORDS

DEFENSE



2012 senior Rashaan Melvin, who came to NIU as a walk-on, set the school record with 38 career pass break-ups.

Pass Break Ups

	Player	Season	PBUs
1.	Rashaan Melvin	2012	17
2.	Randee Drew	2003	15
	Chris Smith	2010	15
4.	Randee Drew	2002	14
5.	Steve Hirsch	1983	12
	Vince Thompson	2001	12
7.	C.J. Rose	1994	11
	Benji Peacock	1999	11
	Demerist Whitfield	2000	11
	Jimmie Ward	2012	11

* Indicates College Division

LONG PLAYS

Interception Return

	Player	Opponent	Yards	Date
1.	Dave Petway	Southern Illinois	100 (TD)	10-22-77
2.	Chase Carter	Idaho	95 (TD)	9-22-07
3.	Larry Clark	Long Beach State	88 (TD)	11-17-72
4.	Gus Warner	Beloit	85 (TD)	9-29-23 *
5.	Larry Pesetski	Central Michigan	80 (TD)	11-2-51 *
	Patrick George	Central Michigan	80 (TD)	11-27-09
7.	Jake Coffman	Western Michigan	79 (TD)	10-3-09
8.	Randee Drew	Ball State	76	10-5-02
9.	Kent Robinson	Elmhurst	72 (TD)	10-14-44 *
	Dave Mulderink	N.E. Missouri State	72 (TD)	9-29-62 *

Fumble Return

	Player	Opponent	Yards	Date
1.	Gerald Nickellberry	Arkansas State	92 (TD)	9-18-93
2.	Jason Hawkins	Maryland	85 (TD)	9-4-04
3.	Benji Peacock	Kent State	77 (TD)	10-23-99
4.	Craig Rusch	Kent State	60 (TD)	11-18-08
5.	Perry Amoo	Akron	58	10-26-96
6.	Donnavan Carter	Ohio	46	11-14-98
7.	Chris Watson	Western Michigan	43	9-3-98
8.	Vince Thompson	Central Michigan	34	10-19-02
	Larry Williams	Iowa State	34 (TD)	9-2-93
10.	Pete Kammholz	Long Beach State	24 (TD)	9-14-74
	Buster Sampson	Central Florida	24 (TD)	10-7-00

YEAR-BY-YEAR LEADERS

TACKLES

Year	Player, Pos.	Solo	Assist	Total
1971	Larry Clark, LB	95	25	120
1972	Larry Clark, LB	107	82	189
1973	Arnie Harris, LB	71	51	122
1974	Tom Plesha, S	62	65	127
1975	Bob Gregolunas, LB	70	57	127
1976	Frank Lewandoski, LB	79	51	130
1977	Frank Lewandoski, LB	125	54	179
1978	Frank Lewandoski, LB	83	51	134
1979	Frank Lewandoski, LB	92	81	173
1980	Mike Terna, LB	91	60	151
1981	Larry Alleyne, LB	98	46	144
1982	Pat McAvoy, LB	72	36	108
1983	Tim Griffin, LB	60	56	116
1984	Tim Griffin, LB	78	51	129
1985	Tim Griffin, LB	94	61	155
1986	Tony Savegnago, LB	27	72	99
1987	Ron Delisi, ILB	39	68	107
1988	Ron Delisi, ILB	66	105	171
1989	Ron Delisi, ILB	57	76	133
1990	Steve Henriksen, ILB	72	81	153
1991	Steve Henriksen, ILB	104	87	191
1992	Tony Smith, ILB	84	58	142
1993	Steve Wild, OLB	77	63	140
1994	Mandel Hester, ILB	69	67	136
1995	Todd Garifo, CB-FS	75	39	114
1996	Mandel Hester, LB	89	38	127
1997	Steve Smith, LB	83	24	107
1998	Donnavan Carter, FS	81	43	124
1999	Donnavan Carter, FS	92	41	133
2000	Larry Williams, LB	78	34	112
	Jermaine Hampton, SS	71	41	112
2001	Nick Duffy, LB	92	33	125
2002	Akil Grant, FS-SS	92	46	138
2003	Brian Atkinson, LB	65	43	108
2004	Brian Atkinson, LB	91	46	137
2005	Dustin Utschig, FS	88	33	121
2006	Dustin Utschig, FS	66	50	116
2007	Alex Kube, FS	49	62	111
2008	David Bryant, SS	46	37	83
2009	Tracy Wilson, SS	46	47	93
2010	Alex Kube, LB	35	46	81
2011	Pat Schiller, LB	42	73	115
2012	Jimmie Ward, DB	65	39	104

* Indicates College Division



NORTHERN ILLINOIS FOOTBALL RECORDS

DEFENSE

QUARTERBACK SACKS

Year	Player, Pos.	Sacks	Yards
1984	Scott Kellar, DT	12	88
1985	Scott Kellar, DT	5	46
1986	Doug Bartlett, NG-DT	4	25
1987	Cary Caliendo, DE	10	79
1988	Cary Caliendo, DE	9	77
1989	Cary Caliendo, DE	7	52
1990	Cary Caliendo, DE	5	27
1991	Rob Wagner, NG	3	18
1992	James Eggink, DE	4	30
	Rob Wagner, NG	4	16
1993	Troy Seabrook, NG	5	33
1994	C.J. Rose, DE	9	65
1995	C.J. Rose, DE	6	36
1996	Orlando Bowen, LB-DE	2	21
	William Triplett, CB	2	20
	Will Ford, DE	2	19
1997	Perry Amoo, LB	4	28
1998	Cameron Saulsby, LB	3	23
	Kevin Selover, LB	3	22
	Orlando Bowen, DE	3	12
1999	Kevin Selover, LB	4	27
2000	Larry Williams, LB	4	11
2001	Trent Clemen, DE	6	37
2002	Larry Williams, LB	10	77
2003	Brian Atkinson, LB	6	37
	Vinson Reynolds, DE	6	29
2004	Ken West, DE	8	48
2005	Craig Rusch, DE	5	36
	Quince Holman, DE	5	34
2006	Larry English, DE	12	77
2007	Larry English, DE	10.5	79
2008	Larry English, DE	8	57
2009	Jake Coffman, DL	8.5	83
2010	Jake Coffman, DE	9.5	63
2011	Alan Baxter, DE	5.5	52
	Sean Progar, DE	5.5	42
2012	Alan Baxter, DE	9.5	53

TACKLES FOR LOSS

Year	Player, Pos.	Tackles	Yards
1971	Joe Keller, DT	8	26
1972	Don Wnek, DE	11	70
1973	Charles Echols, DE	10	46
1974	Roman Szumnarski, DT	14	51
1975	Bob Gregolunas, LB	14	43
1976	Tim Dacy, DE	11	64
1977	Sam Boskovich, DE	9	78
1978	Rimas Kozica, DT	8	32
1979	Bob Morgan, DT	10	48
1980	Max Gill, DT	18	90
1981	Max Gill, DT	10	35
	Bob Morgan, DT	10	24
1982	Max Gill, DT	11	36
1983	Gary Schlinger, DE	14	81
1984	Scott Kellar, DT	20	109
1985	Scott Kellar, DT	14	76
	Doug Bartlett, NG	14	44
1986	Vernon Sims, DE	7	38
	Doug Bartlett, NG-DT	7	33
	Gene Belz, NG	7	19
1987	Cary Caliendo, DE	16	92
1988	Phil Foley, DE	14	55
1989	Scott Van Bellinger, DE	12	37
1990	Cary Caliendo, DE	13	47
1991	Scott Van Bellinger, DE	15	29
1992	Steve Wild, OLB	7	36
1993	Steve Wild, OLB	12	34
1994	C.J. Rose, DE	13	75
	Hollis Thomas, NG	13	39
1995	C.J. Rose, DE	17	63
1996	Will Ford, DE	8	36
1997	Steve Smith, LB	12	28
1998	Lamain Rucker, DT	9	36
1999	Darian Tate, DT	10	21
2000	Larry Williams, LB	13	31
2001	Nick Duffy, LB	11	44
2002	Larry Williams, LB	13	86
	Travis Moore, DE	13	77
2003	Vinson Reynolds, DE	15	53
2004	Javan Lee, LB	16	51
2005	Quince Holman, DE	13	60
2006	Larry English, DE	16	92
2007	Larry English, DE	17	91
2008	Larry English, DE	16	73
2009	Jake Coffman, DL	13.5	93
2010	Jake Coffman, DE	16.5	76
2011	Ron Newcomb, DT	12.5	43
	Alan Baxter, DE	12.5	73
2012	Alan Baxter, DE	11.5	59

PASS DEFLECTIONS

Year	Player, Pos.	No.
1971	Chris Blake, CB	6
1972	Chris Blake, CB	6
1973	Chris Blake, CB	10
1974	Gary Whyte, DE	4
1975	Eric Christian, CB	8
1976	Tim Dacy, DE	3
1977	Rick Burkhart, CB	7
1978	Mark Stuart, FS	10
1979	Frank Lewandoski, LB	5
1980	Dave Petway, FS	9
1981	Steve Hirsch, DHB	6
1982	Rich Burns, FS	6
1983	Steve Hirsch, DHB	12
1984	Rastee Oce, DB	5
1985	Mike Hollingshed, CB	9
1986	Mike Hollingshed, CB	10
	Mike Manson, CB	10
1987	Rufus Taylor, CB	5
	Brett Tucker, FS	5
1988	Randall Townsel, CB	8
1989	Ron Delisi, LB	6
1990	Kevin Cassidy, FS	4
	Rich Favor, CB	4
	Earl Upton, CB	4
1991	Jeff Taylor, FS	7
1992	Tony Smith, LB	5
	Rob Wagner, DE-NG	5
	Larry Williams, LB	5
1993	C.J. Rose, OLB	9
1994	C.J. Rose, DE	11
1995	Todd Garifo, CB-FS	6
1996	William Triplett, CB	9
1997	Duane Hawthorne, CB	5
1998	Duane Hawthorne, CB	10
1999	Benji Peacock, CB	11
2000	Demerist Whitfield, CB	11
2001	Vince Thompson, CB	12
2002	Randee Drew, CB	14
2003	Randee Drew, CB	15
2004	Ray Smith, SS	10
2005	Alvah Hansbro, CB	7
2006	Dustin Utschig, FS	6
2007	Melvin Rice, CB	6
	John Tranchitella, LB	6
2008	Melvin Rice, CB	6
2009	Jake Coffman, DL	5
	Patrick George, CB	5
2010	Chris Smith	12
2011	Rashaan Melvin	9
2012	Rashaan Melvin	17



Jimmie Ward enters 2013 with four career blocked punts, four career interceptions and 225 tackles.

NORTHERN ILLINOIS FOOTBALL RECORDS

DEFENSE

INTERCEPTIONS

Year	Player, Pos.	No.	Yds.	Avg.	TD
1950	Al Jones, HB	1	19	19.0	1
	Dick Grotemeyer, C	1	7	7.0	0
	Thomas Schramm, G	1	6	6.0	0
1951	Al Jones, HB	10	92	9.2	0
1952	Jack Adams, HB	2	28	14.0	0
	Ed Bauer, HB	2	20	10.0	0
	Ron Brodhay, HB	2	7	3.5	0
1953	Wes Luedeking, HB	6	53	8.8	X
1954	Tom Skubich, HB	4	6	1.5	X
1955	Don Coulom, HB	3	31	10.3	X
1956	Tom Skubich, HB	2	38	19.0	X
	Ron Corey, HB	2	30	15.0	X
1957	Lew Flinn, QB-DHB	4	5	1.3	X
1958	Al Eck, E	2	44	22.0	X
	Derril Corbett, LB	2	17	8.5	X
	Mike Fiorito, E	2	8	4.0	X
1959	Al Eck, E	6	69	11.5	0
1960	Al Eck, E	7	108	15.4	0
1961	Ben Bethel, E	3	15	5.0	0
1962	J. Walter Smith, HB	6	105	17.5	1
1963	Arny Vesely, HB	5	26	5.2	0
1964	John Haar, G	6	32	5.3	0
1965	Dan Meyer, DHB	8	149	18.6	0
1966	John Terwilliger, HB	5	122	24.4	1
1967	Tom Spinozzi, DHB	3	23	7.7	0
	Gene Johnston, LB	3	11	3.7	0
	Rick Sanborn, CB	3	8	2.7	0
1968	Tom Harvey, SS	2	27	13.5	0
1969	Dan DeVito, DHB	6	43	7.2	0
1970	Dan DeVito, DHB	6	85	14.2	2
1971	Chris Blake, CB	5	104	20.8	0
1972	Rich Marks, LB	6	48	8.0	0
1973	Chris Blake, CB	4	71	17.8	1
1974	Jim Grande, CB	6	67	11.2	0
1975	Eric Christian, CB	2	2	1.0	0
	Bill Milan, DHB	2	0	0.0	0
1976	Frank Lewandoski, LB	2	0	0.0	0
1977	Jack Wilson, CB	3	21	7.0	0
1978	Mark Stuart, FS	3	51	17.0	0
	Kevin Kristick, CB	3	18	6.0	0
1979	Allen Anderson, CB	2	17	8.5	0
1980	Mike Terna, LB	5	82	16.4	0
1981	Larry Alleyne, LB	3	58	19.3	0
1982	Steve Hirsch, DHB	4	62	15.5	0
	Lee Hicks, SS	4	21	5.3	0
1983	Jeff Sanders, CB	6	82	13.7	0
1984	Rastee Oce, DHB	3	66	22.0	0
	Clarence Vaughn, LB	3	37	12.3	0
	Lee Hicks, SS	3	31	10.3	0
1985	Steve Kmiec, FS	6	20	3.3	0
1986	Mike Manson, SS	2	10	5.0	0
1987	Randall Townsel, CB	5	19	3.8	0
1988	Brett Tucker, CB	5	17	3.4	0
1989	Earl Upton, CB	3	26	8.7	0
1990	Rich Favor, CB	4	18	4.5	0
1991	Tom Rhomberg, FS	4	49	12.3	0
1992	Tom Rhomberg, FS	3	31	10.3	0
1993	Sam Denson, SS	4	58	14.5	0
1994	Scott Caringella, CB	4	37	9.3	0
1995	Todd Garifo, FS	4	39	9.8	0
1996	Rayshon Jackson, SS	4	19	4.8	0
1997	Duane Hawthorne, CB	3	10	3.3	0
1998	Duane Hawthorne, CB	4	37	9.3	0
1999	Benji Peacock, CB	3	87	29.0	1
	Cameron Saulsby, LB	3	31	10.3	0
2000	Demerist Whitfield, CB	5	108	21.6	1
	Vince Thompson, CB	5	16	3.2	0
2001	Vince Thompson, CB	5	79	15.8	2
2002	Randee Drew, CB	7	103	14.7	0

Year	Player, Pos.	No.	Yds.	Avg.	TD
2003	Randee Drew, CB	6	81	13.5	0
2004	Lionel Hickenbottom, FS	5	55	11.0	0
2005	Dustin Utschig, FS	3	50	16.7	0
2006	Tim McCarthy, LB	2	47	23.5	0
	Melvin Rice, CB	2	0	0.0	0
2007	Chase Carter, CB	2	120	60.0	1
	John Tranchitella, LB	2	9	4.5	0
2008	Bradley Pruitt	2	73	36.5	0
2009	Patrick George	2	112	56.0	1
2010	Tyrone Clark	4	49	12.2	1
2011	Dechane Durante	3	47	15.7	1
	Rashaan Melvin	3	-5	-1.7	0
2012	Jimmie Ward	3	40	13.3	0

BLOCKED KICKS

Year	Player, Pos.	Total	Punts	PATs	FGs
1974	Gary White, DE	2	2	0	0
1975	Tim Dacy, DE	2	2	0	0
1976	Rick Burkhart (CB), Tim Dacy (DE)	1	1	0	0
1977	Rick Burkhart, CB	1	1	0	0
1978	Dean Schultz, NG	2	2	0	0
1979	Russ Graham, CB	1	1	0	0
1980	None	0	0	0	0
1981	Larry Alleyne, LB	1	1	0	0
	Bob Morgan, DT	1	0	1	0
1982	None	0	0	0	0
1983	Rich Burns, FS	2	2	0	0
1984	Rastee Oce, DB	1	0	0	1
	Gary Schlinger, DE	1	1	0	0
1985	Brett Tucker, CB	1	1	0	0
1986	None	0	0	0	0
1987	Randall Townsel, CB	1	0	0	1
1988	Kevin Cassidy, FS	1	0	0	1
1989	Kevin Cassidy, FS	1	0	0	1
1990	Raymond Roberts, TE	2	2	0	0
	Rob Wagner, DT	2	0	2	0
1991	Rob Wagner, DE	3	0	2	0
1992	Jeff Taylor, SS	3	0	1	2
1993	C.J. Rose (OLB), Troy Seabrook (NG)	1	1	0	0
1994	Todd Garifo, FS	1	0	0	1
	Eddie Davis, CB	1	1	0	0
1995	Todd Garifo (FS), Damien Mallory (FS)	1	0	1	0
1996	Cordell Smith, WR	1	1	0	0
1997	None	0	0	0	0
1998	Justin McCareins, WR	1	0	1	0
	Benji Peacock, CB	1	0	0	1
	Cordell Smith, SE	1	1	0	0
1999	Demerist Whitfield, CB	1	1	0	0
2000	Justin Dole (SS), Jon Pendergrass (FS), Akil Grant (FS), Demerist Whitfield (CB)	1	1	0	0
2001	Jon Peters, DT	2	0	1	1
2002	Anthony Falbo, DT	2	0	2	0
2003	Jason Frank (DE), Quince Holman (DE)	1	0	1	0
	Jason Hawkins, LB	1	1	0	0
	Ray Smith (SS), Marlon Wilson (LB)	1	1	0	0
2004	Quince Holman, DE	1	0	0	1
	Dustin Utschig, SS	1	1	0	0
2005	Quince Holman, DE	4	0	2	2
2006	Dustin Utschig, FS	2	2	0	0
2007	Matt Simon, WR	1	1	0	0
2008	Mike Krause, DL	1	0	0	1
	6 players	1	1	0	0
2009	Jordan Delegal, LB	1	1	0	0
	Chris Smith, CB	1	0	0	1
	D.J. Pirkle, DT	1	0	1	0
2010	Jimmie Ward, DB	3	3	0	0
2011	Jimmie Ward (S), Dechane Durante (S), Courtney Stephen (S)	1	1	0	0
	Ron Newcomb, DT	1	0	0	1
2012	None	0	0	0	0



NORTHERN ILLINOIS FOOTBALL RECORDS

KICK RETURNS

TEAM RECORDS

PUNT RETURNS

Most Punt Returns

Game: 9, vs. Central Michigan (10-19-02);
vs. Kent State (10-22-05)

Season: 32, 2012

Most Yards

Game: 129, vs. Central Michigan (10-19-02)

Season: 525, 2002

Highest Average Yards Per Return

Season: 20.2, 2002

Most Touchdowns

Game: 1, several times

Season: 4, 2002

KICKOFF RETURNS

Most Kickoff Returns

Game: 10, vs. Ohio (11-20-76)

Season: 58, 1976 and 2011

Most Yards

Game: 261, vs. Toledo (11-1-11)

Season: 1,299, 1997

Highest Avg. Per Return

Season: 24.1, 1997

Most Touchdowns

Game: 2 vs. Toledo (11-1-11)

Season: 2, 1968* and 2011



William Andrews brought a kickoff return back 95 yards versus Buffalo on Oct. 2, 1999.

INDIVIDUAL RECORDS

PUNT RETURNS

Most Punt Returns

Game: 9, Dan Sheldon vs. C. Michigan (10-19-02);
Shatone Powers vs. Kent State (10-22-05)

Season: 30, Shatone Powers (2005)

Career: 87, P.J. Fleck (1999-2003)

Most Punt Return Yards

Game: 119, Dan Sheldon vs. C. Michigan (10-19-02)

Season: 477, Dan Sheldon (2002)

Career: 1,021, Dan Sheldon (2001-04)

Highest Average Yards Per Punt Return

Game (min. 3 ret.): 33.7, Steve Rodgers vs. Illinois St.
(9-12-92)

Season (min. 10 ret.): 22.7, Dan Sheldon (2002)

Career (min. 20 ret.): 17.9, Dan Sheldon (2001-04)

Most Touchdowns

Game: 1, several times

Season: 3, Dan Sheldon (2002)

Career: 4, Dan Sheldon (2001-2004)

KICKOFF RETURNS

Most Kickoff Returns

Game: 7, on five occasions

Season: 33, Deon Mitchell (1997)

Career: 100, Deon Mitchell (1995-98)

Most Kickoff Return Yards

Game: 224, Tommylee Lewis, vs. Toledo (11-1-11)

Season: 821, Deon Mitchell (1997)

Career: 2,349, Deon Mitchell (1995-98)

Highest Average Yards Per Kickoff Return

Game (min. 3 ret.): 56.0, Tommylee Lewis vs. Toledo,
(11-1-11)

Season (min. 10 ret.): 28.8, John Spilis (1968)*

Career (min. 20 ret.): 24.8, Darrell Hill (1998-2001)

24.9 Tommylee Lewis (2011-Present)

Most Touchdowns

Game: 2, Tommylee Lewis vs. Toledo (11-1-11)

Season: 2, John Spilis (1968)*

Career: 2, Tommylee Lewis (2011)

3, Tommylee Lewis (2011-present)

* Indicates College Division

Longest Punt Returns

	Yards	Player	Opponent	Date
1.	90	Dan Sheldon (TD)	vs. Kent State	9-28-02
2.	89	Rodney Taylor (TD)	vs. Bowling Green	11-2-85
3.	80	Dan Sheldon	vs. Bowling Green	11-9-02
4.	76	Vaurice Patterson	vs. Oklahoma State	9-1-94
5.	73	Dan Sheldon (TD)	vs. Akron	10-2-04
6.	72	Ernie Wickstrom	vs. Central Michigan	11-3-50
	72	Arny Veseley (TD)	vs. Winona State	9-21-63
8.	70	Justin McCareins (TD)	vs. Central Michigan	11-18-00
9.	68	Dan Sheldon	vs. Toledo	11-23-02
10.	67	by three people		

Longest Kickoff Returns

	Yards	Player	Opponent	Date
1.	100	Tommylee Lewis (TD)	Toledo	11-1-11
2.	98	Byron Florence (TD)	Western Michigan	9-23-72
3.	97	John Spilis	Bowling Green State	11-16-68
4.	97	Mike Pinckney	Long Beach State	9-5-80
5.	95	William Andrews	Buffalo	10-2-99
	95	Tommylee Lewis (TD)	Toledo	11-1-11
7.	94	Curt Pardridge	Iowa	9-21-85
8.	93	Michael Turner	Wake Forest	8-29-02
	93	Tommylee Lewis (TD)	Eastern Michigan	11-23-12
10.	92	Bob Florence	Western Michigan	9-21-74
11.	92	Deon Mitchell	Bowling Green State	10-4-97
12.	90	John Spilis	North Dakota State	9-28-68
13.	86	Tommy Davis	Eastern Michigan	11-5-09
14.	85	Michael Turner (TD)	Kent State	10-13-01



NORTHERN ILLINOIS FOOTBALL RECORDS

KICK RETURNS



Dan Sheldon (2001-04) owns five different punt return records at NIU.

CAREER LEADERS

Punt Returns

	Player	Seasons	Avg.	Yards	Ret.
1.	P.J. Fleck	1999-2003	8.3	716	87
2.	Rodney Taylor	1985-88	8.3	627	76
3.	Chris Blake	1971-73	7.3	493	68
4.	Dan Sheldon	2001-04	17.9	1,021	57
5.	Mike Pinckney	1979-80	7.3	360	49
	Steve Rodgers	1989-93	6.7	329	49
	Justin McCareins	1997-2000	12.4	609	49
8.	Tommy Davis	2009-11	7.5	331	44
9.	Jeff Sanders	1982-83	9.8	382	39
10.	Mark Stuart	1976-78	3.2	107	34

Punt Return Yardage

	Player	Seasons	Ret.	Avg.	Yards
1.	Dan Sheldon	2001-04	57	17.9	1,021
2.	P.J. Fleck	1999-2003	87	8.3	716
3.	Rodney Taylor	1985-88	76	8.3	627
4.	Justin McCareins	1997-2000	49	12.4	609
5.	Chris Blake	1971-73	68	7.3	493
6.	Jeff Sanders	1982-83	39	9.8	382
7.	Mike Pinckney	1979-80	49	7.3	360
8.	Tommy Davis	2009-11	44	7.5	331
9.	Steve Rodgers	1989-93	49	6.7	329
10.	Leon Moody	1995-96	30	8.7	260

Punt Return Average (minimum 25 returns)

	Player	Seasons	Ret.	Yards	Avg.
1.	Dan Sheldon	2001-04	57	1,021	17.9
2.	Justin McCareins	1997-2000	49	609	12.4
3.	Jack Dean	1962-64 *	31	376	12.1
4.	Jeff Sanders	1982-83	39	382	9.8
5.	Leon Moody	1995-96	30	260	8.7
6.	Rodney Taylor	1985-88	76	627	8.3
	Shatone Powers	2002-05	30	249	8.3
8.	P.J. Fleck	1999-2003	87	716	8.2
9.	Tommy Davis	2009-11	44	331	7.5
10.	Mike Pinckney	1979-80	49	360	7.3
	Chris Blake	1971-73	68	493	7.3

Kickoff Returns

	Player	Seasons	Avg.	Yards	Ret.
1.	Deon Mitchell	1995-98	23.5	2,349	100
2.	Randee Drew	2000-03	22.1	1,524	69
3.	Tommy Davis	2009-11	22.9	1,398	61
4.	Tommylee Lewis	2011-Present	24.9	1,344	54
5.	Rodney Taylor	1985-88	18.6	912	49
6.	Byron Florence	1971-73	24.5	1,103	45
7.	Bill Graham	1951-54 *	18.4	755	41
8.	Larry Wynn	1989-92	20.6	823	40
	Steve Rodgers	1989-93	20.9	835	40
10.	Mike Pinckney	1979-80	23.1	807	35

Kickoff Return Yardage

	Player	Seasons	Ret.	Avg.	Yards
1.	Deon Mitchell	1995-98	100	23.5	2,349
2.	Randee Drew	2000-03	69	22.1	1,524
3.	Tommy Davis	2009-11	61	22.9	1,398
4.	Tommylee Lewis	2011-Present	54	24.9	1,344
5.	Byron Florence	1971-73	45	24.5	1,103
6.	Rodney Taylor	1985-88	49	18.6	912
7.	Steve Rodgers	1989-93	40	20.9	835
8.	Larry Wynn	1989-92	40	20.6	823
9.	Mike Pinckney	1979-80	35	23.1	807
10.	Ricky Crider	2007-10	33	24.2	798

Kickoff Return Average (minimum 20 returns)

	Player	Seasons	Ret.	Yards	Avg.
1.	Tommylee Lewis	2011-Present	54	1,344	24.9
2.	Darrell Hill	1998-2001	28	695	24.8
3.	Byron Florence	1971-73	45	1,103	24.5
4.	Ricky Crider	2007-10	33	798	24.2
5.	Deon Mitchell	1995-98	100	2,349	23.5
6.	Mike Pinckney	1979-80	35	807	23.1
7.	Bob Florence	1974-75	29	665	22.93
8.	Tommy Davis	2009-11	61	1,398	22.92
9.	Vince Smith	1974-76	29	658	22.7
10.	Randee Drew	2000-03	69	1,524	22.1

NORTHERN ILLINOIS FOOTBALL RECORDS

KICK RETURNS

SINGLE SEASON LEADERS

Punt Returns

	Player	Season	Avg.	Yards	Ret.
1.	Shatone Powers	2005	8.3	249	30
2.	Justin McCareins	1998	8.4	234	28
	P.J. Fleck	1999	6.3	175	28
4.	Chris Blake	1973	8.4	227	27
5.	P.J. Fleck	2001	9.6	250	26
6.	Mike Pinckney	1980	6.8	171	25
7.	Chris Blake	1972	5.1	123	24
	Mike Pinckney	1979	7.9	189	24
	Dan Sheldon	2004	16.4	394	24
10.	Rodney Taylor	1987	12.3	282	23
	Steve Rodgers	1993	7.1	163	23
	P.J. Fleck	2003	8.3	191	23

Punt Return Yardage

	Player	Season	Ret.	Avg.	Yards
1.	Dan Sheldon	2002	21	22.7	477
2.	Dan Sheldon	2004	24	16.4	394
3.	Justin McCareins	2000	19	19.1	362
4.	Rodney Taylor	1987	23	12.3	282
5.	Wes Luedeking	1953	9	29.0	261
6.	Vaurice Patterson	1994	22	11.5	252
7.	P.J. Fleck	2001	26	9.6	250
8.	Shatone Powers	2005	30	8.3	249
9.	Justin McCareins	1998	28	8.4	234
10.	Chris Blake	1973	27	8.4	227

Punt Return Average (minimum 10 returns)

	Player	Season	Ret.	Yards	Avg.
1.	Dan Sheldon	2002	21	477	22.7
2.	Justin McCareins	2000	19	362	19.1
3.	Dan Sheldon	2004	24	394	16.4
4.	Jack Dean	1962 *	12	164	13.7
5.	Jack Dean	1963 *	14	183	13.1
6.	Dan Sheldon	2003	12	150	12.5
7.	Rodney Taylor	1987	23	282	12.3
8.	Greg Turner	2006	10	122	12.2
9.	Vaurice Patterson	1994	22	252	11.5
10.	Chad Smith	1992	11	124	11.3

Kickoff Returns

	Player	Season	Avg.	Yards	Ret.
1.	Deon Mitchell	1997	24.9	821	33
2.	Deon Mitchell	1996	23.0	714	31
	Deon Mitchell	1998	23.8	738	31
	Tommylee Lewis	2011	25.2	755	30
5.	Tommy Davis	2009	24.1	700	29
6.	Randee Drew	2003	21.5	581	27
7.	Me'co Brown	2008	21.4	492	23
8.	Evans Adonis	2007	18.8	488	26
9.	John Spilis	1968 *	28.8	690	24
	Steve Rodgers	1993	21.8	524	24
	Tommylee Lewis	2012	24.5	589	24

Kickoff Return Yardage

	Player	Season	Ret.	Avg.	Yards
1.	Deon Mitchell	1997	33	24.9	821
2.	Tommylee Lewis	2011	30	25.2	755
3.	Deon Mitchell	1998	31	23.8	738
4.	Deon Mitchell	1996	31	23.0	714
5.	Tommy Davis	2009	29	24.1	700
6.	John Spilis	1968 *	24	28.8	690
7.	Tommylee Lewis	2012	24	24.5	589
8.	Randee Drew	2003	27	21.5	581
9.	Tommy Davis	2010	23	24.0	553
10.	Steve Rodgers	1993	24	21.8	524

Kickoff Return Average (minimum 10 returns)

	Player	Season	Ret.	Yards	Avg.
1.	John Spilis	1968 *	24	690	28.8
2.	A.J. Harris	2005	15	408	27.2
3.	Ricky Crider	2008	14	375	26.8
4.	Byron Florence	1972	16	422	26.4
5.	Randee Drew	2002	15	392	26.1
6.	Raymond Patterson	1989	15	390	26.0
7.	Ernie Wickstrom	1950 *	12	309	25.8
8.	Tommylee Lewis	2011	30	755	25.2
9.	Deon Mitchell	1997	33	821	24.9
10.	Bob Snider	1954 *	12	296	24.7

SINGLE GAME LEADERS

Most Kickoff Return Yards

	Yds.	Player	Date	Opp.
1.	224	Tommylee Lewis	11-1-11	Toledo
2.	185	John Spilis	9-28-68*	North Dakota State
	185	A.J. Harris	9-24-05	Akron
4.	182	Deon Mitchell	10-4-97	Bowling Green
5.	180	Ricky Crider	11-12-08	Central Michigan
6.	172	Deon Mitchell	11-8-97	Eastern Michigan
7.	171	Raymond Patterson	11-11-89	Toledo
8.	168	Curt Pardridge	9-21-85	Iowa
9.	164	Tommylee Lewis	11-15-11	Ball State
10.	160	Steve Rodgers	9-25-93	Nevada

Most Punt Return Yards

	Yds.	Player	Date	Opp.
1.	119	Dan Sheldon	10-19-02	Central Michigan
2.	108	Rodney Taylor	10-10-87	Toledo
	108	Shatone Powers	10-22-05	Kent State
4.	106	Justin McCareins	11-11-00	Eastern Michigan
	106	Justin McCareins	11-18-00	Central Michigan
6.	101	Steve Rodgers	9-12-92	Illinois State
7.	93	Vaurice Patterson	9-1-94	Oklahoma State
8.	90	Jack Dean	10-19-63 *	Illinois State
	90	Rodney Taylor	11-2-85	Bowling Green
	90	Dan Sheldon	9-28-02	Kent State
	90	Dan Sheldon	9-18-04	Iowa State

* Indicates College Division



Tommylee Lewis put his name in the NIU and NCAA record books when he brought back two kickoffs for touchdowns versus Toledo in 2011.



NORTHERN ILLINOIS FOOTBALL RECORDS

PUNTING

TEAM RECORDS

Most Punts

Game: 16, vs. North Dakota State (9-13-69)
Season: 81 (1969)

Most Punting Yards

Game: 641, vs. North Dakota State (9-13-69)
Season: 3,273 (1969)

Fewest Punts

Season: 37 (1990)

Highest Punting Average

Game (min. 3 punts): 52.2, vs. Long Beach St. (10-7-78)
Season: 43.0, (2007)

TEAM SEASON HIGHS

Punts

	Year	Punts
1.	1969	81
2.	1976	78
	1984	78
4.	1970	76
5.	1971	74
6.	1981	73
	1997	73
8.	1977	71
9.	1974	70
	1996	70

Punting Average

	Year	Average
1.	2007	43.0
2.	1982	41.3
3.	2001	41.1
4.	1970	40.8
5.	1969	40.4
6.	1971	40.2
7.	1983	40.0
	1997	40.0
9.	2009	39.8
10.	1985	39.5

INDIVIDUAL RECORDS

Most Punts

Game: 15, Tom Wittum vs. North Dakota State (9-13-69)
Season: 78, Tom Wittum (1969)
Career: 257, Kent Baker (1996-99)

Most Punting Yards

Game: 641, Tom Wittum vs. North Dakota State (9-13-69)
Season: 3,129, Tom Wittum (1969)
Career: 10,312, Todd Van Keppel (1981-84)

Highest Punting Average

Game (min. 5 punts): 52.2, Jim Hannula vs. W. Michigan (9-24-77)
Season (min. 35 punts): 43.5, Andy Dittbenner (2007)
Career (min. 100 punts): 40.6, Mike Kent (1985-86)

Longest Punts

	Yards	Player	Opponent	Date
1.	98	Toimi Jarvi	vs. Illinois State	10-11-41
2.	90	Ollie Krahenbuhl	vs. Illinois State	11-12-38
3.	75	Bob Kaczala	vs. Southern Illinois	11-16-46
		Jim Gilbert	vs. Ohio	10-5-74
5.	74	George Bork	vs. Eastern Illinois	10-13-62
		Jim Hannula	vs. Illinois State	9-30-78
7.	72	Todd Van Keppel	vs. Illinois State	9-26-81
8.	68	Darren Monnett	vs. Wisconsin	9-14-85
		Kent Baker	vs. Eastern Michigan	10-24-98
10.	67	Todd Van Keppel	vs. Central Michigan	11-20-82
		Kent Baker	vs. Vanderbilt	10-11-97

CAREER LEADERS

Punts

	Player	Seasons	Yards	Avg.	No.
1.	Kent Baker	1996-99	9,724	37.8	257
2.	Todd Van Keppel	1981-84	10,312	40.4	255
3.	Jim Hannula	1977-80	8,796	38.4	229
4.	Tom Wittum	1969-71	9,210	40.4	228
5.	Andy Dittbenner	2005-08	8,337	39.9	209
6.	Jamie Dobay	1992-95	7,623	37.2	205
7.	Jim Gilbert	1972-74	6,874	38.2	180
8.	Jimmy Erwin	2000-02	6,594	39.5	167
9.	Dave Jensen	1989-91	5,677	37.3	152
10.	Ryan Neir	2009-12	4,157	36.8	113

Punting Yards

	Player	Seasons	No.	Avg.	Yards
1.	Todd Van Keppel	1981-84	255	40.4	10,312
2.	Kent Baker	1996-99	257	37.8	9,724
3.	Tom Wittum	1969-71	228	40.4	9,210
4.	Jim Hannula	1977-80	229	38.4	8,796
5.	Andy Dittbenner	2005-08	209	39.9	8,337
6.	Jamie Dobay	1992-95	205	37.2	7,623
7.	Jim Gilbert	1972-74	180	38.2	6,874
8.	Jimmy Erwin	2000-02	167	39.5	6,594
9.	Dave Jensen	1989-91	152	37.3	5,677
10.	Mike Kent	1985-86	112	40.6	4,544

Punting Average (minimum 100 punts)

	Player	Seasons	No.	Yards	Avg.
1.	Mike Kent	1985-86	112	4,544	40.6
2.	Todd Van Keppel	1981-84	255	10,312	40.43
3.	Tom Wittum	1969-71	228	9,210	40.39
4.	Jimmy Erwin	2000-02	167	6,594	39.5
5.	Andy Dittbenner	2005-08	209	8,337	39.1
6.	Jim Hannula	1977-80	229	8,796	38.4
7.	Jim Gilbert	1972-74	180	6,874	38.18
8.	Kent Baker	1996-99	257	9,724	37.8
9.	Dave Jensen	1989-91	152	5,677	37.3
10.	Jamie Dobay	1992-95	205	7,623	37.2

SINGLE SEASON LEADERS

Punts

	Player	Season	Yards	Avg.	No.
1.	Tom Wittum	1969	3,129	40.1	78
2.	Tom Wittum	1970	3,104	40.8	76
3.	Tom Wittum	1971	2,977	40.2	74
4.	Todd Van Keppel	1981	2,806	38.4	73
5.	Jim Hannula	1977	2,737	39.1	70
	Kent Baker	1996	2,508	35.8	70
	Kent Baker	1997	2,803	40.0	70
8.	Jim Gilbert	1974	2,677	38.7	69
9.	Dave Jensen	1991	2,639	38.8	68
10.	Todd Van Keppel	1984	2,798	41.8	67

Punting Yards

	Player	Season	No.	Avg.	Yards
1.	Tom Wittum	1969	78	40.1	3,129
2.	Tom Wittum	1970	76	40.8	3,104
3.	Tom Wittum	1971	74	40.2	2,977
4.	Kent Baker	1997	70	40.0	2,803
5.	Jim Hannula	1977	70	39.1	2,737
6.	Jim Gilbert	1974	69	38.7	2,677
7.	Dave Jensen	1991	68	38.8	2,639
8.	Jim Hannula	1978	65	40.1	2,604
9.	Andy Dittbenner	2007	59	43.5	2,564
10.	Anthony Gallagher	2003	63	40.2	2,533



NORTHERN ILLINOIS FOOTBALL RECORDS

PUNTING

Punting Average (*minimum 35 punts*)

	Player	Season	No.	Yards	Avg.
1.	Andy Dittbenner	2007	59	2,564	43.5
2.	Jimmy Erwin	2001	60	2,507	41.78
3.	Todd Van Keppel	1984	67	2,798	41.76
4.	Mike Kent	1985	52	2,170	41.70
5.	Todd Van Keppel	1982	58	2,397	41.3
6.	Tom Wittum	1970	76	3,104	40.8
7.	Todd Van Keppel	1983	57	2,311	40.5
8.	Tom Wittum	1971	74	2,977	40.22
9.	Anthony Gallagher	2003	63	2,533	40.21
10.	Jim Hannula	1978	65	2,604	40.1

SINGLE GAME LEADERS

Punts

	Player	Opp. (Date)	No.
1.	Tom Wittum	North Dakota State (9-13-69)	16
2.	John Terwilliger	Toledo (11-11-67) *	13
3.	Todd Van Keppel	Ball State (10-3-81)	12
4.	Tom Wittum	Ball State (10-25-69)	11
	Tom Wittum	Bowling Green (11-22-69)	11
	Tom Wittum	Toledo (11-7-70)	11
	Tom Wittum	Wisconsin (9-11-71)	11
	Dave Patterson	Kent State (11-25-76)	11
	Dave Patterson	Indiana State (10-9-76)	11
	Mike Kent	Northwestern (9-28-85)	11
	Mike Kent	Miami (FL) (10-4-86)	11

Punting Yards

	Player	Opp. (Date)	No.	Yards
1.	Tom Wittum	North Dakota State (9-13-69)	16	683
2.	Mike Kent	Northwestern (9-28-85)	11	487
3.	Tom Wittum	Ball State (10-25-69)	11	473
4.	Mike Kent	Miami (FL) (10-4-86)	11	454
5.	Tom Wittum	Montana (9-19-70)	10	452
6.	Todd Van Keppel	Ball State (10-3-81)	12	443
7.	Todd Van Keppel	Miami (OH) (10-27-84)	10	439
8.	Tom Wittum	Wisconsin (9-11-71)	11	437
9.	Tom Wittum	Miami (OH) (10-3-70)	10	434
10.	Mike Fendley	Illinois State (11-1-75)	10	432

Single Game Average (*minimum 3 punts*)

	Player	Opp. (Date)	No.	Yards	Avg.
1.	Mike Salerno	Akron (10-31-09)	3	158	52.7
2.	Jim Hannula	Western Michigan (9-24-77)	6	313	52.2
3.	Jimmy Erwin	Ball State (11-17-01)	5	252	50.4
4.	Jimmy Erwin	Toledo (9-29-01)	8	401	50.1
5.	Todd Van Keppel	Central Michigan (11-5-83)	10	493	49.3
6.	Josh Wilber	Illinois (9-18-10)	5	245	49.0
7.	Kent Baker	Bowling Green (10-4-97)	7	333	47.6
8.	Tom Wittum	West Texas State (10-10-70)	6	285	47.5
9.	Jim Gilbert	Ohio (10-5-74)	7	331	47.3
10.	Todd Van Keppel	Eastern Michigan (10-23-82)	7	331	47.3

YEAR-BY-YEAR LEADERS

Year	Player	No.	Yds.	Blk.	Avg.
1948	Clem Leniski	44	1,478	2	33.6
1949	Bob Heimerdinger	23	827	X	35.9
1950	Bob Heimerdinger	38	1,544	1	40.6
1951	Bob Heimerdinger	41	1,569	1	38.3
1952	Bill Graham	56	2,041	1	36.4
1953	Bill Graham	30	1,055	1	35.2
1954	Ron Hicks	20	634	1	31.7
1955	Don Coulom	34	1,062	1	31.2
1956	Jim Caldwell	29	1,022	1	35.2
1957	Jim Caldwell	48	1,699	1	35.4
1958	Bob Snider	28	951	0	34.0
1959	Ron Hansen	37	1,155	0	31.2
1960	Steve Land	45	1,364	2	30.3
1961	George Bork	57	2,079	3	36.5
1962	George Bork	35	1,314	0	37.5
1963	George Bork	27	951	1	35.2
1964	Bill Kessler	43	1,506	1	35.0
1965	Bill Kessler	33	1,125	X	34.1
1966	John Terwilliger	42	1,440	2	34.3
1967	John Terwilliger	63	2,170	3	34.4
1968	Bruce Bray	21	763	1	36.3
1969	Tom Wittum	78	3,129	1	40.1
1970	Tom Wittum	76	3,104	1	40.8
1971	Tom Wittum	74	2,977	1	40.2
1972	Jim Gilbert	56	2,190	1	39.1
1973	Jim Gilbert	55	2,007	0	36.5
1974	Jim Gilbert	69	2,677	0	38.8
1975	Mike Fendley	61	2,334	0	38.3
1976	Dave Patterson	62	1,964	2	31.7
1977	Jim Hannula	70	2,737	2	39.1
1978	Jim Hannula	65	2,604	2	40.1
1979	Jim Hannula	37	1,451	0	39.2
1980	Jim Hannula	57	2,004	0	35.2
1981	Todd Van Keppel	73	2,806	0	38.4
1982	Todd Van Keppel	58	2,397	0	41.3
1983	Todd Van Keppel	57	2,311	1	40.5
1984	Todd Van Keppel	67	2,798	2	41.8
1985	Mike Kent	52	2,170	1	41.7
1986	Mike Kent	60	2,374	1	39.6
1987	Darren Monnett	44	1,678	3	38.1
1988	Eric Nelson	50	1,742	0	34.8
1989	Dave Jensen	48	1,762	2	36.7
1990	Dave Jensen	36	1,276	1	35.4
1991	Dave Jensen	68	2,639	1	38.8
1992	Quin Corbett	30	1,114	0	37.1
1993	Jamie Dobay	61	2,311	0	37.9
1994	Jamie Dobay	57	2,110	0	37.0
1995	Jamie Dobay	60	2,209	1	36.8
1996	Kent Baker	70	2,508	2	35.8
1997	Kent Baker	70	2,803	0	40.0
1998	Kent Baker	64	2,391	0	37.4
1999	Kent Baker	53	2,022	4	38.2
2000	Jimmy Erwin	44	1,675	0	38.1
2001	Jimmy Erwin	60	2,507	1	41.8
2002	Jimmy Erwin	63	2,412	1	38.3
2003	Anthony Gallagher	63	2,533	2	40.2
2004	Anthony Gallagher	45	1,719	2	38.2
2005	Andy Dittbenner	54	2,083	0	38.6
2006	Andy Dittbenner	55	2,085	0	37.9
2007	Andy Dittbenner	59	2,564	1	40.1
2008	Andy Dittbenner	41	1,605	2	39.1
2009	Josh Wilber	28	1,134	0	40.5
2010	Josh Wilber	38	1,512	1	39.8
2011	Ryan Neir	62	2,213	0	35.7
2012	Ryan Neir	51	1,944	0	38.1



NORTHERN ILLINOIS FOOTBALL RECORDS

SCORING

TEAM RECORDS

Most Points Scored

Game: 114, vs. Wheaton (10-19-12)*
 Modern Game: 73, vs. Fresno State (10-6-90); Buffalo (10-28-00)
 Half: 50, vs. Fresno State (9-6-90)
 Quarter: 34, vs. Miami (OH) (10-12-02)
 Season: 540 (2012)

Highest Average Points Per Game

Season: 38.6 (2012)

Fewest Average Points Scored Per Game

Season: 5.1 (1976)

Most Points Scored By Opponent

Game: 115, by Beloit (10-4-13)*
 Modern Game: 73, by Kansas State (9-12-98)
 Season: 424 (2011)

Most Touchdowns Scored

Game: 18, vs. Wheaton (10-19-12)*
 Modern Game: 10, vs. Buffalo (10-28-00), vs. Eastern Michigan (11-26-10)
 Season: 71 (2012)

Most Field Goals Made

Game: 5, vs. Ohio (11-6-82)
 Season: 21 (2003)

Most Field Goals Attempted

Game: 7, vs. Temple (10-21-06)
 Season: 30 (2010)

Most PAT Kicks Made

Game: 10, vs. Buffalo (10-28-00)
 Season: 69 (2012)

Most PAT Kicks Attempted

Game: 10, vs. Buffalo (10-28-00), vs. Eastern Michigan (11-26-10)
 Season: 70 (2012)

Most Two-Point PATs Made

Season: 7 (1973)

Most Two-Point PATs Attempted

Season: 9 (1973)

Most Defensive Touchdowns Scored

Game: 2, on three occasions, most recently vs. Idaho (9-22-07)
 Season: 4 (1999, 2001)

Most Defensive Extra Points Scored

Game: 1, vs. Alabama (9-20-03)
 Season: 1 (2003)

INDIVIDUAL RECORDS

Most Points Scored

Game: 42, Bill Anderson vs. Wheaton (10-19-12)*
 Season: 132, Chad Spann (2010)
 Career: 370, Steve Azar (2000-03)

Most Points Scored By Kicker

Game: 18, Vince Scott vs. Ohio (11-6-82)
 Season: 124, Mathew Sims (2011)
 Career: 370, Steve Azar (2000-03)

Consecutive Games Scoring a Point

Career: 49, Chris Nendick (2004-07)
 28, Mathew Sims (2010-Present)

Most Touchdowns Scored

Game: 7, Bill Anderson vs. Wheaton (10-19-12)*
 Season: 22, Chad Spann (2010)
 Career: 57, Garrett Wolfe (2004-06)

Most Field Goals Made

Game: 5, Vince Scott vs. Ohio (11-6-82)
 Season: 5, Chris Nendick vs. Temple (10-21-06)
 Career: 21, Steve Azar (2003)
 73, Steve Azar (2000-03)

Most Field Goals Attempted

Game: 7, Chris Nendick vs. Temple (10-21-06)
 Season: 28, Mathew Sims (2011)
 Career: 79, Chris Nendick (2004-07)

Highest Field Goal Percentage

Game (min. 5 attempts): 1.000, Vince Scott (5-of-5) vs. Ohio (11-6-82)
 Season (min. 10 attempts): .933, Steve Azar (14-of-15) (2000)
 Career (min. 30 attempts): .793, Steve Azar (73-of-92)

Longest Field Goal Made

Game: 54, Mathew Sims vs. Western Michigan (10-27-12)

Most Consecutive Field Goals Made

Game: 5, Vince Scott vs. Ohio (11-6-82)
 Season: 14, Steve Azar (10-7-00 to 11-18-00); (9-29-01 to 11-17-01)

Most PAT Kicks Made

Game: 10, Steve Azar vs. Buffalo (10-28-00)
 Season: 67, Mathew Sims (2012)
 Career: 161, Chris Nendick (2004-07)

Most PAT Kicks Attempted

Game: 10, Steve Azar vs. Buffalo (10-28-00)
 Season: 68, Mathew Sims (2012)
 Career: 165, Chris Nendick (2004-07)

Highest PAT Percentage

Season (min. 30 att.): 1.000 (50-50), Chris Nendick (2005)
 Career (min. 50 att.): .976 (161-165), Chris Nendick (2004-07)

Most Consecutive PATs Made

Game: 10, Steve Azar vs. Buffalo (10-28-00)
 Season: 55, Mathew Sims (2012)
 Career: 108, Chris Nendick (2004-06)

Most Two-Point PATs Scored

Season: 3, Stacey Robinson (1990)
 Career: 3, Dave Petzke (1977-78); Marshall Taylor (1985-88);
 Stacey Robinson (1989-90); Chandler Harnish (2008-11)

Most Two-Point PATs Attempted

Season: 7, Jerry Golsteyn (1973)
 Career: 10, Pete Kraker (1976-78)

Most Two-Point PAT Passes Completed

Season: 5, Jerry Golsteyn (1973)
 Career: 5, Jerry Golsteyn (1973-75)

Most Defensive Touchdowns Scored

Game: 2, Benji Peacock vs. Kent State (10-23-99)
 Season: 2, Benji Peacock (1999); Lionel Hickenbottom (2001)
 Career: 2, five different people

Most Defensive Extra Points Scored

Game: 1, Kevin Woods vs. Alabama (9-20-03)
 Season: 1, Kevin Woods (2003)
 Career: 1, Kevin Woods (2002-03)



NORTHERN ILLINOIS FOOTBALL RECORDS

SCORING

CAREER LEADERS

Scoring

Player	Seasons	TD	FG	PAT	Pts
1. Steve Azar	2000-03	-	73	151	370
2. Garrett Wolfe	2004-06	57	-	2	344
3. Chris Nendick	2004-07	-	57	161	332
4. Chad Spann	2007-10	50	-	-	300
5. Michael Turner	2000-03	48	-	-	288
6. John Ivanic	1987-90	-	43	115	253
7. Mathew Sims	2010-Present	1	37	135	252
8. Stacey Robinson	1988-90	38	-	-	234
9. Reino Nori	1932-35*	-	-	-	204
10. Mark Kellar	1971-73	33	-	4	202

Touchdowns Scored

Player	Seasons	Rush	Rec.	Other	TDs
1. Garrett Wolfe	2004-06	52	5	-	57
2. Chad Spann	2007-10	49	1	-	50
3. Michael Turner	2000-03	43	3	2	48
4. Stacey Robinson	1988-90	38	-	-	38
5. Mark Kellar	1971-73	32	1	-	33
6. Reino Nori	1932-35*	-	-	-	31
7. Allen Ross	1977-80	30	-	-	30
Justin McCareins	1997-2000	-	29	1	30
9. Charles Talley	1993-96	28	1	-	29
10. Thomas Hammock	1999-2002	25	-	-	25
Jordan Lynch	2009-Present	25	-	-	25

Most Points Kicking

Player	Seasons	FG	PAT	Pts
1. Steve Azar	2000-03	73	151	370
2. Chris Nendick	2004-07	57	161	332
3. John Ivanic	1987-90	43	115	253
4. Mathew Sims	2010-Present	37	135	246
5. Vince Scott	1980-83	41	69	192
6. Mike Salerno	2008-09	37	73	184
7. Brian Clark	1995-98	31	59	152
8. Rome Moga	1977-80	31	49	142
9. Brian Steger	1992-93	25	43	118
10. Tom Wittum	1969-71	21	50	113

Field Goals Made

Player	Seasons	Pct.	FGA	FGM
1. Steve Azar	2000-03	.793	92	73
2. Chris Nendick	2004-07	.722	79	57
3. John Ivanic	1987-90	.730	63	46
4. Vince Scott	1980-83	.759	54	41
5. Mike Salerno	2008-09	.755	49	37
Mathew Sims	2010-Present	.740	50	37
7. Rome Moga	1977-80	.574	54	31
Brian Clark	1995-98	.689	45	31
9. Brian Steger	1992-93	.735	34	25
10. Tom Wittum	1969-71	.568	37	21

Field Goals Attempted

Player	Seasons	FGM	FGA
1. Steve Azar	2000-03	73	92
2. Chris Nendick	2004-07	57	79
3. John Ivanic	1987-90	46	63
4. Rome Moga	1977-80	31	54
5. Vince Scott	1980-83	41	54
6. Mathew Sims	2010-Present	37	50
7. Mike Salerno	2008-09	37	49
8. Brian Clark	1995-98	31	45
9. Tom Wittum	1969-71	21	37
10. Brian Steger	1992-93	25	34

Field Goal Percentage (minimum 30 made)

Player	Seasons	FGM	FGA	Pct.
1. Steve Azar	2000-03	73	92	.793
2. Vince Scott	1980-83	41	54	.759
3. Mike Salerno	2008-09	37	49	.755
4. Mathew Sims	2010-Present	37	50	.740
5. John Ivanic	1987-90	46	63	.730
6. Chris Nendick	2004-07	57	79	.722
7. Brian Clark	1995-98	31	45	.689
8. Rome Moga	1977-80	31	54	.574

PATs Made

Player	Seasons	Pct.	Att.	Made
1. Chris Nendick	2004-07	.976	165	161
2. Steve Azar	2000-03	.956	158	151
3. Mathew Sims	2010-Present	.964	140	135
4. John Ivanic	1987-90	.943	122	115
5. Terry Henigan	1962-65*	.809	115	93
6. Mike Salerno	2008-09	.755	75	73
7. Vince Scott	1980-83	.972	71	69
8. Brian Clark	1995-98	.952	62	59
9. Mike Cklamovski	2010	.902	61	55
10. Jim Gilbert	1973-74	.850	60	51

PATs Attempted (minimum 50 attempted)

Player	Seasons	Made	Pct.	Att.
1. Chris Nendick	2004-07	161	.976	165
2. Steve Azar	2000-03	151	.956	158
3. Mathew Sims	2010-Present	135	.964	140
4. John Ivanic	1987-90	115	.943	122
5. Terry Henigan	1962-65*	93	.809	115
6. Mike Salerno	2008-09	73	.755	75
7. Vince Scott	1980-83	69	.972	71
8. Brian Clark	1995-98	59	.952	62
9. Mike Cklamovski	2010	55	.902	61
10. Jim Gilbert	1973-74	51	.850	60

PAT Percentage (minimum 25 made)

Player	Seasons	Made	Att.	Pct.
1. Kent Baker	1996-99	35	35	1.000
Bob Forester	1984-85	28	28	1.000
3. Chris Nendick	2004-07	161	165	.976
4. Mike Salerno	2008-09	73	75	.973
5. Vince Scott	1980-83	69	71	.972
6. Mathew Sims	2010-Present	135	140	.964
7. Steve Azar	2000-03	151	158	.956
8. Brian Clark	1995-98	59	62	.952
9. Lance Lasseigne	1994	33	35	.9428
10. John Ivanic	1987-90	115	122	.9426

* Indicates College Division

Longest Field Goals

Yds.	Player	Opponent	Date
1. 54	Mathew Sims	Western Michigan	10-27-12
2. 52	Steve Azar	Maryland	8-28-03
52	Chris Nendick	Akron	12-1-05
52	Mike Salerno	Bowling Green	10-25-08
5. 51	Vince Scott	Toledo	11-12-83
51	Steve Azar	Wake Forest	8-29-02
51	Steve Azar	Alabama	9-20-03
51	Mike Cklamovski	Fresno State	12-18-10
9. 50	Mike Salerno	Idaho	9-26-09
50	Steve Azar	Illinois	9-8-01
50	Steve Azar	Toledo	11-23-02
12. 49	Kent Baker	Marshall	10-30-99
49	Kent Baker	Eastern Michigan	11-20-99



NORTHERN ILLINOIS FOOTBALL RECORDS

SCORING

SINGLE SEASON LEADERS

Scoring

	Player	Season	TD	FG	PAT	Pts.
1.	Chad Spann	2010	22	-	-	132
2.	Garrett Wolfe	2004	21	-	-	126
3.	Mathew Sims	2011	-	20	64	124
4.	Stacey Robinson	1990	19	-	6	120
	Michael Turner	2002	20	-	-	120
	Chad Spann	2009	20	-	-	120
7.	Mathew Sims	2012	1	15	67	118
8.	Garrett Wolfe	2006	19	-	2	116
9.	Stacey Robinson	1989	19	-	-	114
	Jordan Lynch	2012	19	0	0	114

Touchdowns Scored

	Player	Season	Rush	Rec.	Other	TDs
1.	Chad Spann	2010	22	0	-	22
2.	Garrett Wolfe	2004	18	3	-	21
3.	Michael Turner	2002	19	-	1	20
	Chad Spann	2009	19	1	-	20
5.	Stacey Robinson	1989	19	-	-	19
	Stacey Robinson	1990	19	-	-	19
	Garrett Wolfe	2006	18	1	-	19
	Jordan Lynch	2012	19	-	-	19
9.	Michael Turner	2003	14	3	-	17
	Garrett Wolfe	2005	16	1	-	17

Most Points Kicking

	Player	Season	FG	PAT	Pts
1.	Mathew Sims	2011	20	64	124
2.	Mathew Sims	2012	15	67	112
3.	Mike Cklamovski	2010	17	55	106
4.	Steve Azar	2003	21	41	104
5.	Chris Nendick	2004	16	51	99
6.	Mike Salerno	2009	19	39	96
7.	Steve Azar	2002	18	41	95
	Chris Nendick	2006	20	35	95
9.	Steve Azar	2001	20	31	91
10.	Mike Salerno	2008	18	34	88

Field Goals Made

	Player	Season	Pct.	FGA	FGM
1.	Steve Azar	2003	.808	26	21
2.	Steve Azar	2001	.769	26	20
	Chris Nendick	2006	.741	27	20
	Mathew Sims	2011	.714	28	20
5.	Mike Salerno	2009	.760	25	19
6.	Steve Azar	2002	.720	25	18
	John Ivanic	1987	.750	24	18
	Mike Salerno	2008	.750	24	18
9.	Vince Scott	1983	.850	20	17
	Mike Cklamovski	2010	.630	27	17

Field Goals Attempted

	Player	Season	FGM	FGA
1.	Mathew Sims	2011	20	28
2.	Chris Nendick	2006	20	27
	Mike Cklamovski	2010	17	27
4.	Steve Azar	2001	20	26
	Steve Azar	2003	21	26
6.	Steve Azar	2002	18	25
	Mike Salerno	2009	19	25
8.	John Ivanic	1987	18	24
	Mike Salerno	2008	18	24
10.	Chris Nendick	2004	16	21

Field Goal Percentage (minimum 10 made)

	Player	Season	FGM	FGA	Pct.
1.	Steve Azar	2000	14	15	.933
2.	Kent Baker	1999	12	14	.857
3.	Vince Scott	1983	17	20	.850
4.	Steve Azar	2003	21	26	.808
5.	John Ivanic	1988	15	19	.789
	Mathew Sims	2012	15	19	.789
7.	Steve Azar	2001	20	26	.769
8.	Chris Nendick	2004	16	21	.762
9.	Mike Salerno	2009	19	25	.760
10.	Rome Moga	1978	12	16	.750
	John Ivanic	1987	18	24	.750
	Brian Steger	1992	12	16	.750
	Brian Clark	1998	15	20	.750
	Mike Salerno	2008	18	24	.750

PATs Made (minimum 15 attempts)

	Player	Season	Pct.	Att.	Made
1.	Mathew Sims	2012	.985	68	67
2.	Mathew Sims	2011	.970	66	64
3.	Mike Cklamovski	2010	.902	61	55
4.	Chris Nendick	2004	.981	52	51
5.	Chris Nendick	2005	1.000	50	50
6.	Steve Azar	2002	.953	43	41
	Steve Azar	2003	.953	43	41
8.	Mike Salerno	2009	.951	41	39
9.	Steve Azar	2000	.950	40	38
10.	John Ivanic	1989	.925	40	37
	John Ivanic	1990	.925	40	37

PATs Attempted (minimum 30 made)

	Player	Season	Made	Pct.	Att.
1.	Mathew Sims	2012	67	.985	68
2.	Mathew Sims	2011	64	.970	66
3.	Mike Cklamovski	2010	55	.902	61
4.	Chris Nendick	2004	51	.981	52
5.	Chris Nendick	2005	50	1.000	50
6.	Steve Azar	2002	41	.953	43
	Steve Azar	2003	41	.953	43
8.	Mike Salerno	2009	39	.951	41
9.	John Ivanic	1989	37	.925	40
	John Ivanic	1990	37	.925	40
	Steve Azar	2000	38	.950	40

PAT Percentage (minimum 15 made)

	Player	Season	Made	Att.	Pct.
1.	Chris Nendick	2005	50	50	1.000
	Kent Baker	1999	35	35	1.000
	Brian Clark	1996	17	17	1.000
	John Ivanic	1987	29	29	1.000
	Bob Forester	1985	18	18	1.000
	Vince Scott	1981	17	17	1.000
	Mike Salerno	2008	34	34	1.000
8.	Mathew Sims	2012	67	68	.985
9.	Chris Nendick	2004	51	52	.981
10.	Chris Nendick	2006	35	36	.972

* Indicates College Division



NORTHERN ILLINOIS FOOTBALL RECORDS

SCORING

YEAR-BY-YEAR LEADERS

Year	Player, Pos.	TD	PAT	FG	Pts.
1948	Bob Brigham, HB	11	0	0	66
1949	Floyd Hunsberger, HB	7	0	0	42
1950	Ernie Wickstrom, HB	8	0	0	48
1951	Fran Cahill, E	11	0	0	66
1952	Jim McKinzie, E	6	0	0	36
1953	Wes Luedeking, HB	7	0	0	42
1954	Tom Skubich, HB	4	0	0	24
1955	Bob Snider, HB	2	0	0	12
1956	Bob Soltis, HB	4	0	0	24
1957	Jim Caldwell, E	7	8	0	50
1958	Joe Plaskas, FB	6	0	0	36
1959	Al Eck, E	11	0	0	66
1960	Bob Soltis, HB	9	1	0	55
1961	Gary Stearns, HB	6	2	0	38
1962	Jack Dean, HB	7	0	0	42
	Gary Stearns, HB	7	0	0	42
1963	Hugh Rohrschneider, SE	14	1-2	0	88
1964	Jack Dean, HB-QB	8	1-3	0	54
1965	Gerry Sandberg, E	9	0	0	54
1966	Mike Griesman, QB	9	0	0	54
1967	John Spilis, SE	5	0	0	30
1968	John Spilis, SE	12	0	0	72
1969	Tom Wittum, P-PK	0	17	10	47
1970	John Lalonde, FB	6	0	0	36
	Bob Rudecki, FB	6	0	0	36
1971	Mark Kellar, FB	8	0	0	48
1972	Mark Kellar, FB	9	0	0	54
1973	Mark Kellar, FB	16	1-2	0	100
1974	Ed Johnson, FB	7	0	0	42
1975	Pete Miskov, PK	0	23	8	47
1976	James Louis, SE	2	0	0	12
	Vince Smith, HB	2	0	0	12
1977	Allen Ross, TB	8	0	0	48
1978	Dave Petzke, SE	11	1-1	0	68
1979	Allen Ross, TB	8	0	0	48
1980	Lou Wicks, FB	7	0	0	42
1981	Vince Scott, PK	0	17	7	38
1982	Vince Scott, PK	0	10	13	49
1983	Vince Scott, PK	0	29	17	80
1984	Carl Aikens, SE	6	0	0	36
1985	Bob Forester, PK	0	18	7	39
1986	Marshall Taylor, QB	7	1-1	0	44
1987	John Ivanic, PK	0	29	18	83
1988	John Ivanic, PK	0	12	15	57
1989	Stacey Robinson, QB	19	0	0	114
1990	Stacey Robinson, QB	19	1-3	0	120
1991	Willy Roy, Jr., PK	0	12	7	33
1992	Brian Steger, PK	0	21	12	57
1993	LeShon Johnson, TB	12	0	0	72
1994	Lance Lasseigne, PK	0	33	12	69
1995	Ralph Strickland, FL9	0	0	54	
1996	Charles Talley, TB	12	0	0	72
1997	Brian Clark, PK	0	13	6	31
1998	Brian Clark, PK	0	13	15	58
1999	Kent Baker, P-PK	0	35	12	71
2000	Thomas Hammock, TB	16	0	0	96
2001	Steve Azar, PK	0	31	20	91
2002	Michael Turner, TB	20	0	0	120
2003	Steve Azar, PK	0	41	21	104
2004	Garrett Wolfe, TB	21	0	0	126
2005	Garrett Wolfe, TB	17	0	0	102
2006	Garrett Wolfe, TB	19	1	0	116
2007	Justin Anderson, TB	11	0	0	66
2008	Mike Salerno, PK	0	34	18	88
2009	Mike Salerno, K	0	39	19	96
2010	Mike Cklamovski, K	0	55	17	106
2011	Mathew Sims, K	0	64	20	124
2012	Mathew Sims, K	1	67	15	118

SINGLE GAME TEAM RECORDS

Most Touchdowns

	TDs	Opponent	Date
1.	18	Wheaton	10-19-12*
2.	10	Buffalo	10-28-00
	10	Buffalo	11-26-10
4.	9	Fresno State	10-6-90
	9	Toledo	11-9-10
	9	Toledo	11-1-11
	9	Massachusetts	11-3-12
8.	8	Cincinnati	11-18-89
	8	UNLV	10-7-95
	8	Western Michigan	10-23-04
	8	Ball State	11-20-10

Most Points By Kicking

	Pts.	Opponent	Date
1.	19	Temple	10-21-06
2.	18	Ohio	11-16-82
3.	17	Fresno State	10-6-90
4.	16	Central Michigan	11-18-00
	16	Eastern Michigan	11-3-01
	16	Central Michigan	10-11-03
	16	Kent State	10-8-11
8.	15	Central Michigan	11-12-08
	15	Central Michigan	10-23-10
	15	Central Michigan	10-1-11
	15	Western Michigan	10-15-11

Most Field Goals Made

	No.	Opponent	Date
1.	5	Ohio	11-6-82
	5	Temple	10-21-06
3.	4	11 Times	Last vs. Kent State, 10-8-11

Most Field Goals Attempted

	No.	Opponent	Date
1.	7	Temple	10-21-06
2.	6	Ohio	11-19-77
	6	Pacific	10-15-94
	6	Central Michigan	10-23-10
	6	Central Michigan	10-1-11
5.	5	Ohio	11-6-82
	5	Akron	10-20-12

Field Goal Percentage (minimum 4 made)

	Pct.	Opponent	FG / FGA	Date
1.	1.000	Ohio	5 / 5	11-6-82
	1.000	Kent State	4 / 4	11-4-78
	1.000	Kent State	4 / 4	11-3-79
	1.000	Toledo	4 / 4	11-12-83
	1.000	Wisconsin	4 / 4	9-17-88
	1.000	Eastern Michigan	4 / 4	11-11-00
	1.000	Central Michigan	4 / 4	11-18-00
	1.000	Kent State	4 / 4	10-8-11
9.	.714	Temple	5 / 7	10-21-06
10.	.667	Ohio	4 / 6	11-19-77
	.667	Pacific	4 / 6	10-15-94
	.667	Central Michigan	4 / 6	10-23-10
	.667	Central Michigan	4 / 6	10-1-11

Most PATs Made

	Pts.	Opponent	Date
1.	10	Buffalo	10-28-00
2.	9	Toledo	11-1-11
	9	Massachusetts	11-3-12
3.	8	Seven Times	Last vs. Eastern Michigan, 11-26-10



NORTHERN ILLINOIS FOOTBALL RECORDS

SCORING

ALL GAMES

Most Points by NIU in a Game

	Pts.	Opponent (Score)	Date
1.	114	Wheaton (114-7)	10-19-12 *
2.	91	Elmhurst (91-10)	11-5-21*
3.	73	Fresno State (73-18)	10-6-90
	73	Buffalo (73-10)	10-28-00
5.	71	Eastern Michigan (71-3)	11-26-10
6.	65	Toledo (65-30)	11-9-10
7.	64	Mt. Morris (64-0)	10-16-20 *
	64	Mt. Morris (64-9)	10-22-21 *
9.	63	Toledo (63-60)	11-1-11
	63	Massachusetts (63-0)	11-3-12

Most Points by NIU in a Half

	Pts.	Opponent (Half)	Date
1.	50	Fresno State (1st)	10-6-90
2.	45	Buffalo (1st)	10-28-00
3.	42	Western Michigan (1st)	10-23-04
4.	41	Miami (OH) (2nd)	10-12-02
5.	38	Western Michigan (2nd)	10-15-11
	38	Indiana State (1st)	9-23-06
	38	Illinois State (1st)	9-9-00
8.	37	Central Michigan (2nd)	10-11-03
	37	Eastern Michigan (1st)	11-5-09
	37	Toledo (2nd)	11-9-10
	37	Eastern Michigan (1st)	11-26-10

Most Points by NIU in a Quarter

	Pts.	Opponent (Quarter)	Date
1.	34	Miami (OH)	10-12-02
2.	29	Illinois State (2nd)	10-19-63 *
	29	Fresno State (2nd)	10-6-90

Longest Scoring Plays

	Yds.	Player (Passer)	Opponent	Type	Date
1.	100	Dave Petway	Southern Illinois	INT	10-22-77
	100	Tommy Lee Lewis	Toledo	KR	11-1-11
3.	99	Reino Nori	UW-Whitewater	RUSH	11-17-34
	99	Justin McCareins (D. Urban)	Ball State	REC	9-30-00
5.	98	Byron Florence	Western Michigan	KR	9-23-72
6.	97	John Spilis	Bowling Green	KR	11-16-68
	97	Mike Pinckney	Long Beach State	KR	9-5-80
8.	96	Darrell Hill (C. Finlen)	Eastern Michigan	REC	11-20-99
9.	95	William Andrews	Buffalo	KR	10-2-99
	95	Chase Carter	Idaho	INT	9-22-07
	95	Tommy Lee Lewis	Toledo	KR	11-1-11
12.	94	Curt Pardridge	Wisconsin	KR	9-14-85
13.	93	Rich Bader (G. Bork)	Eastern Michigan	REC	11-5-60
	93	Michael Turner	Wake Forest	KR	8-29-02
	93	Tommy Lee Lewis	Eastern Michigan	KR	11-23-12
15.	92	Bob Florence	Western Michigan	KR	9-21-74
	92	Darryl Richardson	Ohio	RUSH	11-16-85
	92	Gerald Nickelberry	Arkansas State	FR	9-18-83
	92	LeShon Johnson	Southern Illinois	RUSH	10-2-93
	92	Deon Mitchell	Bowling Green	KR	10-4-97
	92	Matt Simon (D. Nicholson)	Central Michigan	REC	9-29-07
	91	Nathan Palmer (C. Harnish)	Minnesota	REC	8-30-08
22.	90	Dan Sheldon	Kent State	PR	9-28-02
	90	Jordan Lynch	Buffalo	RUSH	10-9-10
24.	89	Rodney Taylor	Bowling Green	PR	10-2-85
25.	88	Larry Clark	Long Beach State	INT	11-17-72
	88	Jordan Lynch	Army	RUSH	9-15-12



Steve Azar (2000-03) is the all-time leading scorer in NIU history.

Most Points by NIU Opponent in a Game

	Pts.	Opponent (Score)	Date
1.	115	by Beloit (115-0)	10-4-13 *
2.	96	by St. Viator (96-0)	10-23-15 *
3.	73	by Kansas State (73-7)	9-12-98
4.	70	by Toledo (70-21)	10-27-07
5.	69	by Central Michigan (69-7)	11-15-75
6.	67	by Oregon State (67-28)	11-16-96
7.	66	by North Central (66-0)	11-22-13 *
8.	65	by Beloit (65-0)	9-28-12 *
9.	63	by Millikin (63-0)	10-8-21 *
	63	by Ohio (63-15)	11-20-76

Largest NIU Winning Margin

	Margin	Score	Opponent	Date
1.	107	114-7	Wheaton	10-19-12 *
2.	81	91-10	Elmhurst	11-5-21 *
3.	68	71-3	Eastern Michigan	11-26-10
4.	64	64-0	Mt. Morris	10-16-20 *
5.	63	73-10	Buffalo	10-28-00
	63	63-0	Massachusetts	11-3-12
7.	61	61-0	Winona State	9-21-63 *
8.	59	59-0	Elmhurst	11-5-21 *
9.	55	64-9	Mt. Morris	10-22-21 *
	55	73-18	Fresno State	10-6-90

Largest NIU Losing Margin

	Margin	Score	Opponent	Date
1.	115	115-0	Beloit	10-4-13*
2.	96	96-0	St. Viator	10-23-15*
3.	66	66-0	North Central	11-12-13*
	66	73-7	Kansas State	9-12-98
5.	65	65-0	Beloit	9-28-12*
6.	63	63-0	Millikin	10-8-21*
7.	62	69-7	Central Michigan	11-15-75
8.	61	61-0	Central Michigan	10-8-55*
9.	56	62-6	Lombard	11-9-23*
10.	54	54-0	Southern Illinois	10-23-76
	54	57-3	Iowa	9-20-86

NORTHERN ILLINOIS FOOTBALL RECORDS

SCORING

MAC GAMES ONLY

Most Points by NIU in a Game

	Pts.	Score	Opponent (Score)	Date
1.	73	73-10	Buffalo	10-28-00
2.	71	71-3	Eastern Michigan	11-26-10
3.	65	65-30	Toledo	11-9-10
4.	63	63-60	Toledo	11-1-11
	63	63-0	Massachusetts	11-3-12
6.	59	59-38	Western Michigan	10-23-04
	59	59-21	Ball State	11-20-10
8.	55	55-24	Central Michigan	9-29-12
9.	52	52-35	Akron	10-14-00
10.	50	50-7	Kent State	10-23-99
	50	50-6	Eastern Michigan	11-5-09
	50	50-14	Akron	10-2-10

Most Points by NIU in a Half

	Pts.	Opponent (Half)	Date
1.	45	Buffalo (1st)	10-28-00
2.	42	Western Michigan (1st)	10-23-04
3.	41	Miami (OH) (2nd)	10-12-02
4.	38	Western Michigan (2nd)	10-15-11
5.	37	Central Michigan (2nd)	10-11-03
	37	Eastern Michigan (1st)	11-5-09
	37	Toledo (2nd)	11-9-10
	37	Eastern Michigan (1st)	11-26-10
9.	36	Ball State (1st)	9-30-00
10.	35	Kent State (1st)	10-23-99
	35	Akron (1st)	10-2-04
	35	Central Michigan (2nd)	10-16-04
	35	Ball State (1st)	11-20-10
	35	Toledo (2nd)	11-1-11
	35	Massachusetts (1st)	11-3-12



Chad Spann's school-record 22 touchdowns contributed to a record-setting season for the 2010 Huskies.



Most Points by NIU in a Quarter

	Pts.	Opponent (Quarter)	Date
1.	34	Miami (OH) (4th)	10-12-02
2.	28	Buffalo (2nd)	10-28-00
	28	Ball State (2nd)	10-5-02
	28	Central Michigan (3rd)	10-11-03
	28	Central Michigan (3rd)	10-16-04
	28	Western Michigan (2nd)	10-23-04
	28	Toledo (3rd)	11-9-10
8.	27	Ball State (2nd)	11-1-03
9.	25	Central Michigan (4th)	10-1-11
10.	24	Western Michigan (3rd)	10-15-11

Most Points by NIU Opponent

	Pts.	Score	Opponent	Date
1.	70	70-21	Toledo	10-27-07
2.	69	69-7	Central Michigan	11-15-75
3.	63	63-15	Ohio	11-20-76
4.	60	63-60	Toledo	11-1-11
5.	52	52-22	Western Michigan	10-21-00
6.	49	49-21	Western Michigan	9-24-77
	49	49-30	Toledo	11-15-03
8.	48	48-42	Akron (OT)	9-24-05
	48	48-41	Central Michigan	10-1-11
10.	45	45-17	Western Michigan	9-22-79
	45	45-31	Central Michigan	11-27-09

Largest NIU Winning Margin

	Margin	Score	Opponent	Date
1.	68	71-3	Eastern Michigan	11-26-10
2.	63	73-10	Buffalo	10-28-00
	63	63-0	Massachusetts	11-3-12
4.	49	49-0	Central Michigan	10-19-03
5.	44	50-6	Eastern Michigan	11-5-09
6.	43	50-7	Kent State	10-23-99
7.	42	45-3	Buffalo	10-13-12
	42	49-7	Eastern Michigan	11-23-12
9.	38	59-21	Ball State	11-20-10
10.	36	36-0	Ohio	11-6-82
	36	50-14	Akron	10-2-10

Largest NIU Losing Margin

	Margin	Score	Opponent	Date
1.	62	69-7	Central Michigan	11-15-75
2.	49	70-21	Toledo	10-27-07
3.	48	63-15	Ohio	11-20-76
4.	42	42-0	Kent State	11-25-76
	42	42-0	Ball State	11-17-79
	42	42-0	Miami (OH)	11-15-97
7.	34	44-10	Central Michigan	8-28-97
8.	32	41-9	Marshall	10-30-99
9.	31	37-6	Western Michigan	9-18-76
	31	31-0	Toledo	11-21-81
	31	41-10	Miami (OH)	11-7-98

NORTHERN ILLINOIS FOOTBALL RECORDS

TOTAL OFFENSE

TEAM RECORDS

Most Plays

Game: 102, vs. Ohio (11-7-81)
Season: 1,023 (2012)

Most Net Yards Gained

Game: 806, vs. Fresno State (10-6-90)
Season: 6,664 (2011)

Most Net Yards Gained in a Half

Game: 532, vs. Fresno State (10-6-90)

Highest Average Yards Per Play

Game: 13.2, vs. Eastern Michigan (11-26-10)
Season: 6.92 (2010)

Highest Average Yards Per Game

Season: 476.0 (2011)

Most Touchdowns (Rushing And Passing)

Season: 70 (2012)

Most First Downs Gained

Game: 43, vs. Ball State (11-15-11)
Season: 333 (2011)

Most First Downs Gained in a Half

Game: 29, vs. Ball State (11-15-11)

Most First Downs Rushing

Game: 31, vs. Fresno State (10-6-90)
Season: 183 (1990)

Most First Downs Passing

Game: 24, vs. Illinois State (10-19-63)*
Season: 149 (2011)

Most First Downs By Penalty

Season: 27 (2006)

*Indicates College Division



TEAM SEASON HIGHS

Plays

	Plays	Yards	Year
1.	1,023	6,574	2012
2.	1,003	6,664	2011
3.	910	6,300	2010
4.	899	4,059	1978
5.	874	4,420	1987
6.	858	4,547	2003
7.	855	5,265	2004
8.	829	4,722	2006
9.	817	4,395	1973
10.	815	5,329	2005
	815	3,273	1979

Total Offensive Yards

	Yards	Plays	Year
1.	6,664	1,003	2011
2.	6,574	1,023	2012
3.	6,300	910	2010
4.	5,329	815	2005
5.	5,265	855	2004
6.	4,722	829	2006
7.	4,706	813	2000
8.	4,661	759	1990
9.	4,547	858	2003
10.	4,514	806	2002

Most Yards Per Play

	Avg.	Plays	Yards	Year
1.	6.92	910	6,300	2010
2.	6.64	1,003	6,664	2011
3.	6.63	553	3,958	1963*
4.	6.54	815	5,329	2005
5.	6.43	1,023	6,574	2012
6.	6.31	739	4,661	1990
7.	6.16	855	5,265	2004
8.	5.95	558	3,319	1950*
9.	5.79	813	4,706	2000
10.	5.74	549	3,150	1951*

Most Yards Per Game

	YPG	G	Yards	Year
1.	476.0	14	6,664	2011
2.	469.6	14	6,574	2012
3.	450.0	14	6,300	2010
4.	444.1	12	5,329	2005
5.	439.8	10	3,958	1963*
6.	438.8	12	5,265	2004
7.	427.8	11	4,706	2000
8.	423.7	11	4,661	1990
9.	409.3	11	4,502	1989
10.	401.8	11	4,420	1987

Total First Downs

	No.	Year
1.	333	2011
2.	326	2012
3.	303	2010
4.	261	2004
5.	255	2000
6.	254	2005
7.	244	1987
8.	243	2006
9.	235	2003
	235	1989

Running back Garrett Wolfe ranks on the Huskies' rushing, all-purpose, scoring and total offense charts.

Rushing First Downs

	No.	Year
1.	183	1990
2.	180	1989
3.	177	1973
4.	172	1987
5.	163	2012
6.	158	2011
7.	154	2010
8.	147	1972
9.	142	2004
10.	136	1983
	136	1988

Passing First Downs

	No.	Year
1.	149	2011
2.	144	2012
3.	132	2010
4.	129	1963
5.	120	2006
6.	115	1962
7.	114	2005
8.	108	2003
9.	106	2007
10.	102	2000

INDIVIDUAL RECORDS

Most Plays

Game: 75, Pete Kraker vs. Central Michigan (11-13-76)
Season: 688, Jordan Lynch (2012)
Career: 1,648, Chandler Harnish (2008-2011)

Most Net Yards Gained

Game: 569, Jordan Lynch vs. Toledo (11-14-12)
Season: 4,953, Jordan Lynch (2012)
Freshman: 1,600, Marshall Taylor (1985)
Sophomore: 1,937, Josh Haldi (2002)
Junior: 4,953, Jordan Lynch (2012)
Senior: 4,595, Chandler Harnish (2011)
Career: 11,927, Chandler Harnish (2008-2011)

Highest Average Yards Per Play

Season (min. 125): 7.95, Chandler Harnish (2011)
Career (min. 350): 7.26, Jordan Lynch (2010-Present)

Highest Average Yards Per Game

Season (min. 10): 353.8, Jordan Lynch (2012)
Career: 253.8, Chandler Harnish (2008-2011)

Touchdowns Responsible For (Rushing and Passing)

Game: 7, Bill Anderson vs. Wheaton (7 rush), 10-19-12*;
George Bork vs. UW-Whitewater (7 pass), 9-14-63*
Season: 44, Jordan Lynch (25 pass, 19 rush), 2012
Career: 92, Chandler Harnish (68 pass, 24 rush), 2008-2011



NORTHERN ILLINOIS FOOTBALL RECORDS

TOTAL OFFENSE

CAREER LEADERS

Total Yards

Player	Seasons	Plays	Rush	Pass	Total
1. Chandler Harnish	2008-2011	1,648	2,983	8,944	11,927
2. Chris Finlen	1997, 99-01	1,137	237	6,551	6,778
3. George Bork	1960-63*	1,002	-380	6,782	6,402
4. Marshall Taylor	1985-88	1,247	1,971	4,167	6,138
5. Josh Haldi	2001-04	945	-66	6,015	5,949
6. Jordan Lynch	2010-Present	790	2,423	3,317	5,740
7. Garrett Wolfe	2004-06	807	5,214	0	5,214
8. Michael Turner	2000-03	940	4,941	0	4,941
9. Phil Horvath	2004-06	790	-60	4,887	4,827
10. Bob Heimerdinger	1948-51*	--	--	--	4,602

Touchdowns Responsible For

Player	Seasons	Scored	Pass	TD
1. Chandler Harnish	2008-2011	24	68	92
2. George Bork	1960-63*	5	60	65
3. Josh Haldi	2001-04	6	55	61
4. Chris Finlen	1997, 99-01	10	42	52
Garrett Wolfe	2004-06	52	0	52
Jordan Lynch	2010-Present	25	27	52
7. Stacey Robinson	1988-90	38	13	51
8. Bob Heimerdinger	1948-51*	9	38	47
9. Michael Turner	2000-03	46	0	46
10. Marshall Taylor	1985-88	22	14	36

Yards Per Play (minimum 350 plays)

Player	Seasons	Plays	Yards	Avg.
1. Jordan Lynch	2010-Present	790	5,740	7.26
2. Chandler Harnish	2008-2011	1,648	11,927	7.24
3. Stacey Robinson	1989-90	662	4,405	6.65
4. Garrett Wolfe	2004-06	807	5,214	6.46
5. George Bork	1960-63*	1,002	6,402	6.39
6. Josh Haldi	2001-04	945	6,015	6.30
7. Phil Horvath	2004-06	790	4,827	6.11
8. Chris Finlen	1997-2001	1,137	6,788	5.97
9. Dan Nicholson	2005-08	527	3,559	5.6
10. Chad Spann	2007-10	536	2,916	5.44

Most Plays

Player	Seasons	Plays
1. Chandler Harnish	2008-2011	1,648
2. Marshall Taylor	1985-88	1,247
3. Chris Finlen	1997, 99-01	1,137
4. George Bork	1960-63*	1,002
5. Josh Haldi	2001-05	945
6. Michael Turner	2000-03	940
7. Pete Kraker	1976-78	876
8. Allen Ross	1977-80	867
9. Garrett Wolfe	2004-06	807
10. Jordan Lynch	2010-Present	790

*Indicates College Division



Four-year starter Chandler Harnish set 30 NIU records from 2008-11.

500-Yard Total Offense Games

	Yards	Opponent	Date
1.	806	vs. Fresno State	10-6-90
2.	710	vs. Ball State	11-15-11
3.	697	vs. Western Michigan	10-15-11
4.	683	vs. UNLV	10-7-95
5.	652	vs. Western Michigan	10-23-04
6.	646	vs. Buffalo	10-28-00
	646	vs. Eastern Michigan	11-26-10
8.	623	vs. Cincinnati	11-18-89
	623	vs. Bowling Green	11-8-11
10.	622	vs. Central Michigan	9-29-12
11.	610	vs. Ball State	9-30-06
	610	vs. Massachusetts	11-3-12
13.	609	vs. Eastern Illinois	9-24-94
14.	596	vs. Toledo	11-14-12
15.	591	vs. Tennessee Tech	9-17-05
16.	587	vs. Kent State	10-8-11
17.	584	vs. Toledo	11-9-10
18.	566	vs. Eastern Michigan	11-20-04
19.	543	vs. Cal Poly	9-24-11
20.	539	vs. Northwestern	9-10-05
21.	537	vs. Eastern Michigan	11-5-09
22.	536	vs. Akron	11-24-05
23.	535	vs. Southern Illinois	10-2-93
24.	534	vs. Ohio	11-16-85
25.	532	vs. Toledo	11-1-11
26.	528	vs. Akron	10-20-12
27.	526	vs. Western Michigan	11-23-05
28.	524	vs. Kent State	11-30-12
29.	521	vs. Central Michigan	9-29-07
30.	520	vs. Akron	10-2-10
31.	516	vs. Miami (OH)	10-5-05
32.	515	vs. Ball State	10-30-04
	515	vs. Army	9-15-12
34.	514	vs. Western Michigan	10-18-06
	514	vs. Miami (OH)	10-12-02
36.	510	vs. Kent State	11-10-07
	510	vs. North Dakota	9-11-10
38.	509	vs. Army	9-3-11
	509	vs. Ball State	10-6-12
40.	505	vs. Lamar	9-12-87
41.	503	vs. Southern Illinois	10-7-89
	503	vs. Fresno State	12-18-10
43.	502	vs. Nevada	11-1-94
44.	501	vs. Eastern Michigan	11-24-06
45.	500	vs. Buffalo	9-16-06



NORTHERN ILLINOIS FOOTBALL RECORDS

TOTAL OFFENSE

SINGLE SEASON LEADERS

Total Yards

	Player	Season	Plays	Rush	Pass	Total
1.	Jordan Lynch	2012	688	1,815	3,138	4,953
2.	Chandler Harnish	2011	578	1,379	3,216	4,595
3.	Chandler Harnish	2010	429	836	2,530	3,366
4.	George Bork	1963 *	413	-132	3,077	2,945
5.	Josh Haldi	2003	411	-65	2,544	2,479
6.	George Bork	1962 *	397	-108	2,506	2,398
7.	Ron Christian	1965 *	377	206	2,101	2,307
8.	Stacey Robinson	1989	351	1,443	863	2,306
9.	Chris Finlen	2001	417	106	2,036	2,142
10.	Stacey Robinson	1990	311	1,238	861	2,099

Touchdowns Responsible For

	Player	Season	Rush	Pass	Total
1.	Jordan Lynch	2012	19	25	44
2.	Chandler Harnish	2011	11	28	39
3.	George Bork	1963 *	1	32	33
4.	Josh Haldi	2003	3	25	28
	Chandler Harnish	2010	7	21	28
6.	Stacey Robinson	1990	19	8	27
7.	George Bork	1962 *	4	22	26
8.	Ron Christian	1965 *	2	23	25
9.	Stacey Robinson	1989	19	5	24
10.	Chad Spann	2010	22	0	22

Yards Per Play (minimum 125 plays)

	Player	Season	Plays	Yards	Avg.
1.	Chandler Harnish	2011	578	4,595	7.95
2.	Chandler Harnish	2010	429	3,366	7.85
3.	Phil Horvath	2005	272	2,001	7.43
4.	Jordan Lynch	2012	688	4,953	7.20
5.	George Bork	1963	413	2,945	7.13
6.	Chris Finlen	2000	274	1,947	7.11
7.	Chris Finlen	2004	218	1,473	6.76
8.	Stacey Robinson	1990	311	2,099	6.75
9.	Stacey Robinson	1989	351	2,306	6.57
10.	Garrett Wolfe	2005	242	1,580	6.53

Most Plays

	Player	Season	Yards	Plays
1.	Jordan Lynch	2012	4,953	688
2.	Chandler Harnish	2011	4,595	578
3.	Chandler Harnish	2010	3,366	429
4.	Chris Finlen	2001	2,142	417
5.	George Bork	1963*	2,945	413
6.	Josh Haldi	2003	2,479	411
7.	George Bork	1962*	2,398	397
8.	Ron Christian	1965*	2,307	377
9.	Mike Griesman	1966*	1,998	373
10.	Marshall Taylor	1985	1,600	370

SINGLE GAME LEADERS

Total Offense

	Yards	Player	Opponent	Date
1.	569	Jordan Lynch	vs. Toledo	11-14-12
2.	519	Chandler Harnish	vs. Ball State	11-15-11
3.	477	Phil Horvath	vs. Akron	9-24-05
4.	467	Jordan Lynch	vs. Army	9-15-12
5.	465	Chandler Harnish	vs. Central Michigan	10-1-11
6.	452	Chandler Harnish	vs. Bowling Green	11-8-11
7.	438	George Bork	vs. Illinois St.	11-3-62*
8.	432	Chandler Harnish	vs. Western Michigan	10-15-11
9.	426	George Bork	vs. UW-LaCrosse	11-10-62*
10.	418	George Bork	vs. Illinois St.	10-19-63*

YEAR-BY-YEAR LEADERS

Year	Player, Pos.	Plays	Rush	Pass	Total
1948	Don Fortunato, QB	195	-89	1,214	1,125
1949	Bob Heimerdinger, QB	161	154	769	923
1950	Bob Heimerdinger, QB	286	185	1,597	1,782
1951	Bob Heimerdinger, QB	292	65	1,710	1,775
1952	Bill Graham, HB	197	205	505	710
1953	Wes Luedeking, HB	97	330	0	330
1954	Ron Hicks, QB	138	-13	617	604
1955	Don Coulom, QB	125	27	402	429
1956	Tom Skubich, HB	92	404	0	404
1957	Lew Flinn, QB	141	-127	897	770
1958	Lew Flinn, QB	161	-30	916	886
1959	Lew Flinn, QB	202	-114	1,420	1,306
1960	Tom Beck, QB	234	67	1,176	1,243
1961	George Bork, QB	139	-75	841	766
1962	George Bork, QB	397	-108	2,506	2,398
1963	George Bork, QB	413	-132	3,077	2,945
1964	Jack Dean, HB-QB	270	733	716	1,449
1965	Ron Christian, QB	377	206	2,101	2,307
1966	Mike Griesman, QB	373	99	1,899	1,998
1967	Bob Carpenter, QB	214	-64	1,169	1,105
1968	Bob Carpenter, QB	293	-160	1,421	1,261
1969	Steve Parker, QB	282	281	827	1,108
1970	Terry Drugan, QB	175	128	561	689
1971	Terry Drugan, QB	262	6	957	963
1972	Mark Kellar, FB	285	1,316	0	1,316
1973	Mark Kellar, FB	291	1,719	0	1,719
1974	Vince Smith, TB	131	720	0	720
1975	Jerry Golsteyn, QB	251	-48	1,539	1,491
1976	Pete Kraker, QB	263	214	525	739
1977	Allen Ross, TB	274	1,043	0	1,043
1978	Pete Kraker, QB	364	21	1,731	1,752
1979	John Gibbons, QB	194	53	747	800
1980	John Gibbons, QB	278	96	1,119	1,215
1981	Rick Bridges, QB	182	196	636	832
1982	Pete Roth, TB	220	1,008	0	1,008
1983	Tim Tyrrell, QB	355	539	1,260	1,799
1984	Darryl Taylor, QB	161	-1	938	937
1985	Marshall Taylor, QB	370	438	1,162	1,600
1986	Marshall Taylor, QB	307	426	993	1,419
1987	Marshall Taylor, QB	296	826	1,039	1,865
1988	Marshall Taylor, QB	274	281	973	1,254
1989	Stacey Robinson, QB	351	1,443	863	2,306
1990	Stacey Robinson, QB	311	1,238	861	2,099
1991	Adam Dach, FB	165	847	0	847
1992	LeShon Johnson, TB	265	1,338	0	1,338
1993	LeShon Johnson, TB	328	1,976	0	1,976
1994	Aaron Gilbert, QB	245	-23	1,437	1,414
1995	Charles Talley, TB	285	1,540	0	1,540
1996	Brandon Barker, QB	267	-114	1,223	1,109
1997	Chris Finlen, QB	188	-18	1,107	1,089
1998	Craig Harmon, QB	196	-77	795	718
1999	Chris Finlen, QB	258	59	1,551	1,610
2000	Chris Finlen, QB	274	90	1,857	1,947
2001	Chris Finlen, QB	417	106	2,036	2,142
2002	Josh Haldi, QB	313	-90	2,027	1,937
2003	Josh Haldi, QB	411	-65	2,544	2,479
2004	Garrett Wolfe, TB	256	1,656	0	1,656
2005	Phil Horvath, QB	272	21	2,001	2,022
2006	Garrett Wolfe, TB	309	1,928	0	1,928
2007	Dan Nicholson, QB	269	-66	1,633	1,567
2008	Chandler Harnish, QB	329	539	1,528	2,067
2009	Chandler Harnish, QB	312	229	1,670	1,899
2010	Chandler Harnish, QB	429	836	2,530	3,366
2011	Chandler Harnish, QB	578	1,379	3,216	4,595
2012	Jordan Lynch, QB	688	1,815	3,138	4,953



NORTHERN ILLINOIS FOOTBALL RECORDS

HUSKIE STADIUM

TEAM RECORDS

Total Offense

Plays: 102, NIU vs. Ohio (11-7-81)
Yards: 806, NIU vs. Fresno State (10-6-90)

Rushing

Attempts: 81, NIU vs. Cal State-Fullerton (10-24-97)
Yards: 733, NIU vs. Fresno State (10-6-90)
Touchdowns: 9, NIU vs. Fresno State (10-6-90)

Passing

Attempts: 60, Southern Illinois vs. NIU (10-7-89)
Completions: 41, Southern Illinois vs. NIU (10-7-89)
Completion Percentage: .928 (13-14), NIU vs. Ball State (11-12-09)
Yards: 415, Louisiana Tech vs. NIU (10-22-94)
Touchdowns: 7, NIU vs. Illinois State (11-6-65)*
Interceptions: 8, NIU vs. West Texas State (11-4-67)*

First Downs

Total: 43, NIU vs. Ball State (11-15-11)
Rushing: 31, NIU vs. Fresno State (10-6-90)
Passing: 21, Southern Illinois vs. NIU (10-7-89)

Scoring

Points: 73, NIU vs. Fresno State (10-6-90);
73, NIU vs. Buffalo (10-28-2000)
Touchdowns: 10, NIU vs. Buffalo (10-28-2000)
Kicking PATs Made: 10, NIU vs. Buffalo (10-28-2000)
Kicking PATs Attempted: 10, NIU vs. Buffalo (10-28-2000)
Two-point PATs Made: 3, Northern Arizona vs. NIU (10-12-68)*
Two-point PATs Attempted: 4, Buffalo vs. NIU (11-21-70)
Field Goals Made: 6, Toledo vs. NIU (11-21-92)
Field Goal Attempts: 7, Toledo vs. NIU (11-21-92);
7, NIU vs. Temple (10-20-06)

Punting

Punts: 13, UW-Milwaukee vs. NIU (11-19-66)*
Yards: 473, NIU vs. Ball State (10-25-69)
Average (min.3): 50.4, NIU vs. Ball State (11-17-01)

Interceptions

Interceptions: 8, West Texas State vs. NIU (11-4-67)*
Yards: 157, Illinois State vs. NIU (10-26-74)

Punt Returns

Returns: 12, NIU vs. UW-Milwaukee (11-19-66)*
Yards: 119, NIU vs. Central Michigan (10-19-02)

Kickoff Returns

Returns: 9, Buffalo vs. NIU (10-28-2000)
9, Eastern Michigan vs. NIU (11-5-09)
9, Toledo vs. NIU (11-9-10)
Yards: 226, Toledo vs. NIU (11-9-10)

Penalties

Number: 17, Long Beach State vs. NIU (9-18-71)
17, Marshall vs. NIU (10-6-01)
Yards: 159, Long Beach State vs. NIU (9-18-71)

Fumbles

Number: 10, NIU vs. Murray State (10-20-90)
Lost: 7, West Texas State vs. NIU (10-21-72)

INDIVIDUAL RECORDS

Total Offense

Plays: 75, Pete Kraker (NIU) vs. Central Michigan (11-13-76)
Yards: 569, Jordan Lynch (NIU) vs. Toledo (11-14-12)

Rushing

Attempts: 52, Michael Turner (NIU) vs. Central Michigan (11-18-00)
Yards: 322, LeShon Johnson (NIU) vs. Southern Illinois (10-2-93)
Touchdowns: 5, three times, most recently Garrett Wolfe (NIU) vs. Western Michigan (11/23/05)

Passing

Attempts: 60, Scott Gabbert (Southern Illinois) vs. NIU (10-7-89)
Completions: 41, Scott Gabbert (Southern Illinois) vs. NIU (10-7-89)
Completion Pct.: .863, Phil Horvath (NIU) vs. Miami (OH) (10-5-05)
Yards: 415, Jason Martin (Louisiana Tech) vs. NIU (10-22-94)
Touchdowns: 5, Chandler Harnish (NIU) vs. Army (9-3-11)
Interceptions: 7, Bob Carpenter (NIU) vs. West Texas State (11-4-67)*

Receiving

Receptions: 14, three times, most recently P.J. Fleck (NIU) vs. Ohio (10-4-03)
Yards: 234, P.J. Fleck (NIU) vs. Ohio (10-4-03)
Touchdowns: 3, four times, most recently Troy Edwards (Louisiana Tech) vs. NIU (11-2-96)

Scoring

Touchdowns: 5, three times, most recently Garrett Wolfe (NIU) vs. Western Michigan (11-23-05)
Kicking PATs Made: 10, Steve Azar (NIU) vs. Buffalo (10-28-00)
Kicking PATs Attempted: 10, Steve Azar (NIU) vs. Buffalo (10-28-00)
Field Goals: 6, Rusty Hanna (Toledo) vs. NIU (11-21-92)
Field Goal Attempts: 7, Rusty Hanna (Toledo) vs. NIU (11-21-92)
7, Chris Nendick (NIU) vs. Temple (10-21-06)
19, Rusty Hanna (Toledo) vs. NIU (11-21-92)
Points Scored by Kicking: 19, Chris Nendick (NIU) vs. Temple (10-21-06)

Punting

Punts: 13, Jim Skarie (UW-Milwaukee) vs. NIU (11-19-66)*
Yards: 473, Tom Wittum (NIU) vs. Ball State (10-25-69)
Average (min. 3): 50.4, Jimmy Erwin (NIU) vs. Ball State (11-17-01)


Interceptions

Interceptions: 3, three times, most recently Vince Thompson (NIU) vs. Buffalo (10-28-00)
Yards: 131, Doug Simper (Illinois State) vs. NIU (10-26-74)

Long Plays

Rush: 92, Darryl Richardson (NIU) vs. Ohio (11-16-85)
92, LeShon Johnson (NIU) vs. S. Illinois (10-2-93)
Pass: 96, Chris Finlen-Darrell Hill (NIU) vs. E. Michigan (11-20-99)
Interception Return: 100, Dave Petway (NIU) vs. S. Illinois (10-22-77)
Kickoff Return: 100, Lincoln Dupree (E. Michigan) vs. NIU (11-20-99)
Punt Return: 90, Dan Sheldon (NIU) vs. Kent State (9-28-02)
Field Goal: 54, Brian Jackson (Ball State) vs. NIU (10-29-05)





NIU FOOTBALL HISTORY

RETIRED JERSEYS

DAVE PETZKE

6 SE | 1977-78
Faribault, Minn.



In 1978, Dave Petzke made his No. 6 Northern Illinois University football jersey one of the most famous in the land.

At 6-1, 180, Petzke was the master of the sideline curl pattern. His disciplined pass routes drew comparisons to National Football League great Raymond Berry.

In two seasons after transferring from Waldorf (Iowa) College, No. 6 caught 148 career passes for 1,958 yards and 16 touchdowns.

As a junior, Petzke finished seventh in the nation with 57 catches for 743 yards in 1977. A year later, he led the major college ranks with a school and then Mid-American Conference record 91 receptions for 1,215 yards and 11 TDs.

Petzke won the 1978 NCAA Division I-A receiving title by 29 catches. At the time, only three other players in the game's history — Tulsa's Howard Twilley (134), Brigham Young's Jay Miller (100), and Idaho's Jerry Hendren (95) — had caught more passes in one season.

He still owns the Huskie school records for most receptions per game in a season (8.3) and in a career (6.7) and his six 100-yard receiving games in 1978 are tied with Justin McCareins for the single season school record. His 91 catches in 1978 are 14 more than any other player in NIU history.

The Faribault, Minn., product received the school's highest major-college gridiron accolade by making third team *Associated Press* All-America as a senior.

In 1987, he was inducted into the NIU Athletics Hall of Fame.

Petzke's Career Honors and Awards

- ▶ Third Team *Associated Press* All-American, 1978
- ▶ Mid-American Conference Player of the Year, 1978
- ▶ All-Mid American Conference, 1978
- ▶ NCAA Statistical Champion (Receiving Yards), 1978
- ▶ MAC Statistical Champion (Receiving), 1978
- ▶ Northern Illinois Most Valuable Player, 1977
- ▶ Can-Am Game, 1978
- ▶ Northern Illinois University Athletics Hall of Fame, 1987

Petzke's Career Receiving Stats

Year	Rec.	Yds.	Avg.	TD
1977	57	743	13.0	5
1978	91	1,215	13.4	11
Total	148	1,958	13.2	16

GEORGE BORK

11 QB | 1960-63
Mount Prospect, Ill.



George Bork is still synonymous with the forward pass.

America's first collegiate passer at any level of football to throw for 3,000 yards in a season, No. 11 graduated with at least 16 national records. Even with an increasing emphasis on the passing game through the years, Bork still ranks among the all-division NCAA leaders in single-game completions (43), single-season passing efficiency (156.2), and career passing efficiency (141.8) and holds a multitude of NIU records.

The slender 6-1, 178 crew-cut quarterback put coach Howard Fletcher's Huskies on the map. A two-time first team Little All-American, Bork, led Northern Illinois to its first 10-0-0 season, a Mineral Water Bowl triumph, and the College Division national title in 1963.

As a senior, the Mount Prospect, Ill., and Arlington High School product completed 244-of-374 passes for 3,077 yards and 32 touchdowns. He repeated as NCAA College Division passing and total offense leader (1962-63) and played in the North-South Shrine Game and the Challenge Bowl with teammate Hugh Rohrschneider.

He still owns at least 17 NIU passing records, including completions (season and career), passing yards (season and career), touchdown passes (game, season and career) and passing efficiency (game and career).

Bork was inducted into the NIU Athletics Hall of Fame in 1983. His No. 11 jersey was retired at halftime vs. Western Illinois on Sept. 7, 1996. He gained entry into the National Football Foundation's College Football Hall of Fame in 1999.

Bork's Career Honors and Awards

- ▶ Honorable Mention *Associated Press* and *UPI* All-American, 1963
- ▶ First Team Little All-American, 1962 and 1963
- ▶ Interstate Intercollegiate Athletic Conference Player of the Year, 1962 and 1963
- ▶ First Team All-Interstate Intercollegiate Athletic Conference, 1962 and 1963
- ▶ Northern Illinois Most Valuable Player, 1962 and 1963
- ▶ NCAA Statistical Champion (Total Offense and Passing), 1962 and 1963
- ▶ Placed in Heisman Trophy balloting, 1963
- ▶ Mineral Water Bowl Most Outstanding Back, 1963
- ▶ Challenge Bowl and North-South Shrine Bowl, 1963
- ▶ Northern Illinois University Athletics Hall of Fame, 1983
- ▶ College Football Hall of Fame, 1999

Bork's Career Passing Stats


Year	Att.	Comp.	Pct.	Yds.	TD
1960	51	29	56.8	358	2
1961	121	72	59.4	841	4
1962	356	232	65.2	2,506	22
1963	374	244	65.2	3,077	32
Total	902	577	64.0	6,782	60



RETIRED JERSEYS

BOB HEIMERDINGER

12 QB | 1948-51
Riverside, Ill.



When you talk about great Northern Illinois University quarterbacks, Bob Heimerdinger has a place at the top of the list.

The 5-9, 160 Heimerdinger — better known as the “Huskie humdinger” in those days (1948-51) — authored a long list of Northern Illinois “firsts.”

“Heimer” became the school’s first national statistical champion — winning the College Division total offense crown in both 1950 (1,782 yards) and 1951 (1,775 yards). As a senior, he led the Huskies to a 9-0-0 record, the Interstate Intercollegiate Athletic Association title, and a bid to the then-Tangerine Bowl.

The Riverside-Brookfield High School product was Mr. Versatility. Throw the ball? No. 12 topped the nation in passing yardage (1,710) and touchdown strikes (16) in 1949. Run? His 78-yard TD rush vs. Nebraska-Omaha in 1949 still ranks among the 14 longest in school history. Punt? Who do you think rated ninth in the country at 38.3 yards per kick in 1951?

Nearly 60 years later, Heimerdinger still ranks at the top of several NIU passing categories and still owns the Huskie marks for yards per completion in a season and a career.

Inducted into the NIU Athletics Hall of Fame in 1983, “Heimer” was the first player to have his jersey retired in 1951.

Heimerdinger’s Career Honors and Awards


- ▶ Honorable Mention *Associated Press* All-American, 1948 and 1951
- ▶ First Team Little All-American, 1951
- ▶ Interstate Intercollegiate Athletic Conference Player of the Year, 1951
- ▶ First Team All-Interstate Intercollegiate Athletic Conference, 1949, 1950 and 1951
- ▶ NCAA Statistical Champion (Total Offense), 1950 and 1951
- ▶ Northern Illinois Most Valuable Player, 1951
- ▶ Northern Illinois University Athletics Hall of Fame, 1951

Heimerdinger’s Career Passing Stats

Year	Att.	Comp.	Pct.	Yds.	TD
1949	115	45	39.1	841	9
1950	210	102	48.6	1,597	13
1951	225	103	45.8	1,710	16
Total	550	250	45.5	4,148	38

MARK KELLAR

31 FB | 1971-73
Carpentersville, Ill.



Northern Illinois University fullback Mark Kellar ran in the same circles as Tony Dorsett, Archie Griffin, John Cappelletti, and other great backs of his day.

His running style might be compared to a runaway, 100-car freight train. The only thing that successfully derailed Kellar was an appendectomy his sophomore year. He missed two games and still netted 710 ground yards in 1971.

People nicknamed him the “Carpentersville Cruncher” or “Baby Bull” for good reason. As a junior, his 1,316 yards ranked sixth in the NCAA.

As a senior, the 6-0, 232-pounder bulldozed for 1,719 yards and 16 touchdowns on 291 carries to capture the 1973 NCAA Division I-A rushing championship. He beat national runner-up Dorsett by 133 yards and Griffin by 291 more that fall. Kellar produced three 200-yard plus rushing games, made four honorable mention All-America squads, was named to the *United Press International* National Backfield of the Week twice, and played in the North-South Shrine Game in 1973.

No. 31 concluded his Huskie career with 3,745 yards, 743 attempts, 33 TDs, and 20 100-yard rushing games. He was the 18th player in the history of major-college football to crack the 3,000-yard barrier.

Most of Kellar’s records were intact until the last five years and he remains one of the most prolific fullbacks in NCAA history.

Kellar’s jersey was retired in ceremonies after his final home game vs. Western Illinois (11-3-73) and placed in a time capsule buried near Altgeld Hall. He was enshrined into the NIU Athletics Hall of Fame in 1983.

Kellar’s Career Honors and Awards

- ▶ *AP*, *UPI*, Kodak and *Football News* Honorable Mention All-American, 1973
- ▶ NCAA Statistical Champion (Rushing), 1973
- ▶ North-South Shrine Game, 1973
- ▶ National Backfield of the Week Honoree, 1973
- ▶ Northern Illinois Most Valuable Player, 1971, 1972 and 1973

Kellar’s Career Rushing Stats

Year	No.	Yds.	Avg.	TD
1971	168	710	4.2	7
1972	285	1,316	4.6	9
1973	291	1,719	5.9	16
Total	744	3,745	5.0	32

NORTHERN ILLINOIS FOOTBALL HISTORY

COLLEGE FOOTBALL HALL OF FAMERS

GEORGE BORK

QB, 1960-63 | Inducted in 1999

It was akin to one of his many spiral passes. Another George Bork classic. For the iconic Northern Illinois University quarterback of the 1960s, a dream came true in August 1999, when Bork became the first Huskie enshrined in the National Football Foundation's College Football Hall of Fame.

More than 40 years after his last collegiate pass, Bork's name still dominates the passing section of the Huskie record book, and he continues to rank among the all-time NCAA leaders in several aerial categories.

America's first collegiate passer at any level to throw for 3,000 yards in a single season, Bork's Huskies made national headlines. With the fabled Blitz-T formation, NIU was the gridiron version of a high-scoring, fast-paced basketball offense.

A two-time unanimous Little All-America pick, Bork received votes on the Associated Press and United Press International major-college All-America units and garnered support in the Heisman Trophy balloting as a senior when Northern Illinois went 10-0-0, won the Mineral Water Bowl, and captured the AP and NAIA College Division National Championship in 1963. That success led to "The House That Bork Built"—the new Huskie Stadium in 1965—and NCAA Division I-A status in 1969.


The Mount Prospect, Ill., native and product of Arlington High School graduated from NIU with at least 16 national records. He completed 244-of-374 passes for 3,077 yards and 32 touchdowns during his mind-boggling senior year (1963). Bork repeated as the NCAA College Division passing and total offense statistical champion in 1962 and 1963. The same right arm that accounted for 6,782 career air yards and 60 TDs (1960-63) also produced 1,114 career points in basketball at Northern Illinois where he also earned NAIA honorable mention All-America honors as a junior.

"We were on the cutting edge. We were one of the first teams that went almost exclusively to passing," Bork said of his NIU offense. "Fletch [NIU head coach Howard Fletcher] was way ahead of his time. We had a very innovative coach. After our years of throwing the ball, it became in vogue to do it. Jerry Rhome (of Tulsa), who went into the Hall of Fame with me, broke a lot of my records the very next year (1964). It became trendy to throw the ball. It started a trend in college and pro football until the defenses became dominant.

"In one game, I think we threw the ball 64 times (a school-record 68 in a 27-22 conference championship-clinching victory vs. Central Michigan in 1963). At that time, that was pretty much unheard of, because of the uniqueness of what we were doing and the fact that we were winning all the time. It just really made for an exciting time."

In those pre-ESPN days, Bork and the Huskies became media darlings. The crew-cut quarterback was profiled nationally in *Sports Illustrated*, *Time*, the *New York Times*, the *New York Post*, and the *Christian Science Monitor*.

As a prep, Bork's best sport was basketball. He turned down a scholarship at Michigan in order to play both sports at Northern Illinois.



TOM BECK

QB/HB, 1959-61 | Inducted in 2004

The man known as the last and probably the finest 60-minute, two-way player in Northern Illinois University history became the school's second alum to be enshrined into the College Football Hall of Fame in August 2004.

A double Northern Illinois graduate (1962 and 1967), Beck joined former Huskie teammate and fellow Little All-American selection George Bork in the College Football Hall of Fame.

"I feel honored to be alongside George," Beck said. "When he came to campus in 1960, I knew he threw the ball better than I did. And that's when Fletch (Northern Illinois head football coach Howard Fletcher) asked me to play halfback. George was an outstanding passer, a great punter, and a super athlete. Believe me, I was just happy to be playing."

A three-year Huskie football letterman (1959-61), Beck made the school's All-Century Team (1999) and was inducted into the NIU Athletics Hall of Fame (1987). As a Northern Illinois senior, he was named second team

NAIA All-American at halfback, second team Academic All-American, first team NAIA All-District 20, first team All-Interstate Intercollegiate Athletic Conference on both offense and defense, and *Peoria Journal Star* All-State, plus team MVP and tri-captain. Fletcher called him the "finest all-around player" in his 13-year NIU head coaching tenure.

Beck later demonstrated that same versatility during his coaching career at every level. During his sideline tenure, Beck posted a 137-52-1 record and a .724 winning percentage as the head coach at Illinois Benedictine (37-12-1 in 1970-74), Elmhurst College (50-22 in 1976-83), and Grand Valley State (50-18 in

1985-90). He entered the profession as head coach at West Leyden (1962-64) and Lake Zurich (1965-66) high schools. Beck also served as offensive coordinator at Northern Illinois (1975), Notre Dame (1991), and Illinois (1992). In the pros, he coached a year for Marv Levy and the Chicago Blitz of the United States Football League (1984) and scouted two years for the National Football League's Chicago Bears and Buffalo Bills.

At Benedictine, Beck took a grid program that had endured 18 straight losing seasons and led the Eagles to 6-3, 8-2, 9-2, 7-3, and 7-2-1 marks, plus national Top 10 rankings and team statistical championships. In 1971 and 1972, he was named NAIA District 20 Coach of the Year.

Beck resurrected the Elmhurst grid fortunes in the same manner. Prior to his arrival, the Bluejays had only two winning years in 23 seasons.

The Chicago product did similar magic at Grand Valley State. He inherited an 0-10 GVSU team that would do a "180-degree" turn and finish 11-1 (1989) and 10-2 (1990). Beck was named Kodak NCAA College Division Region Coach of the Year in both those seasons for the Lakers.

"I really enjoyed my playing days at Northern," Beck recalled. "I had the great fortune to play with some great guys."



HUSKIE HALL OF FAME

1951 - UNDEFEATED IIAC CHAMPIONS

The year was 1951. In a rural hamlet named DeKalb, the Northern Illinois State Teachers College football squad put together a “humdinger” of a season.

Yes, it was a very good year. Those 1951 Huskies—one of only four undefeated, untied teams in the school’s football history—went 9-0-0, captured the Interstate Intercollegiate Athletic Association title, and outscored the opposition 223-101.

Mind you, this was not the average College Division team. With the school’s first National Football League draft pick, another professional free agent, and the country’s total offense leader, it is no wonder that Northern Illinois almost won a Tangerine Bowl bid.

“NI’s Huskies of 1951 were a passing team, first, last, and three out of four times. As a team, the Huskies threw more and completed more passes for more yards than any other college team in the nation,” the 1952 Northern yearbook bragged.

The innovative genius behind this team was Northern Illinois athletics patriarch George “Chick” Evans. His main trigger man — senior quarterback Bob Heimerdinger.

The crew-cut Heimerdinger set coach Evans’ pro-type T-formation in motion. The 5-9 signal-caller did it all. A first team *Associated Press* Little All-American and the team and league Most Valuable Player, Heimerdinger was one of seven Northern Illinois performers honored as a First-Team All-IIAC choice.

NIU finished the season as the nation’s College Division total offense kingpin (1,775 yards) for the second year in a row. Ranked No. 1 in passing yardage (1,710 yards) and touchdown passes (16), and No. 2 in completions (103-of-225), Heimerdinger also ranked ninth in punting (38.3-yard average).

At 6-2, 192 pounds, Fran Cahill was Heimerdinger’s favorite receiver. A

fellow future Northern Illinois Hall of Famer, he led the nation in receiving yardage (876), TD receptions (11), and ranked fourth in catches (40).

Jack Pheanis started at fullback in 1951, contributing 254 ground yards and invaluable pass-blocking.

Jim Lamb played opposite Cahill at end with Billy Graham (395 yards rushing) and Dick Schmidt (306 yards) at halfback. Co-captains George Acker and Frank Bieber anchored the offensive line at guard with All-IIAC Tony Biondi and Gil Memmen at tackle, and Wally Beckman at center.

Four other Huskie standouts won All-IIAC recognition on defense—

freshman linebacker Leo Schmidt, tackle Steve Mash, end Julius Brasini, and safety Dan Mojica.



The Huskie defense picked off 29 passes — 10 by Al Jones and eight by Mojica.

Homecoming king Heimerdinger helped the alums celebrate in a 39-13 triumph over Illinois State with a then school-record six TD passes (four to Cahill, including an 83-yarder). In the same contest, Northern Illinois picked off seven ISU aeriels—four by Mojica.

Evans’ men put on a vintage performance in the 1951 regular-season finale at Nebraska-Omaha by

winning in the final 35 seconds on kicker Pat McKillen’s PAT kick after an unbelievable comeback.

Gung ho with the news of a possible post-season bowl berth, Northern Illinois scored first, stalled, and then rallied from a 26-6 deficit in the final 16 minutes. Touchdown catches by Cahill (13 yards) and Brasini (54 yards), plus McKillen’s foot, closed the gap to 26-20.

Forcing a punt, the Huskies’ Len Scaduto returned it to the Omaha 45-yard line. Three plays later, Heimerdinger faced fourth down and 10. Fading back to pass and finding no open receivers, he scrambled up the middle, dodging three tacklers for a 24-yard gain.

Two plays and 15 yards later, Evans put two quarterbacks in the backfield. Heimerdinger hit QB-turned-halfback Mojica with a flat pass worth six yards and six points with 0:35 left on the clock. Enter McKillen and a 27-26 win. Corn, Cigar, or Tangerine Bowl, anyone?

Northern Illinois’ governing body, the State Teachers College Board, nixed the bid because acceptance of one would extend the season almost seven weeks (from Nov. 17 until Jan. 1) and could “even become a detriment to the educational program.”

Approximately 600 NISTC students and townspeople welcomed the victors Sunday evening at the Chicago & North Western train depot after the Nebraska-Omaha game.


The 1951 team was enshrined in the Huskie Athletics Hall of Fame in 1991.

The 1951 Season

(9-0-0) IIAC CHAMPIONS

Sept. 22	W	20	@ Wisconsin-Whitewater	7
Sept. 29	W	21	@ Eastern Illinois*	7
Oct. 6	W	14	@ Southern Illinois*	7
Oct. 13	W	35	Eastern Michigan*	21
Oct. 20	W	39	Illinois State*	13
Oct. 27	W	21	Nebraska-Peru	0
Nov. 2	W	26	@ Central Michigan*	13
Nov. 10	W	20	Western Illinois*	7
Nov. 17	W	27	@ Nebraska-Omaha	26

* denotes IIAC game



Quarterback Bob Heimerdinger helped lead NIU to the 1951 IIAC title.

HUSKIE HALL OF FAME

1963 - UNDEFEATED NATIONAL CHAMPIONS

Perfect. No. 1. National Champion.

A select few college football teams can fill that billing. Northern Illinois University earned the title in 1963.

Voted the country's top College Division unit by the Associated Press and the National Association of Intercollegiate Athletics, the Huskies put together more than the 10-0-0 season and the Interstate Intercollegiate Athletic Conference championship.

The year that made George Bork famous. Coast-to-coast notoriety. Those 10 triumphs, including the 21-14 victory over Missouri State in the Mineral Water Bowl, represent one of the finest campaigns in the school's rich gridiron legacy.

Interest in the weekly Northern Illinois scores—highlighted by such numbers as 55-7, 61-0, and 43-0 twice—almost appeared incidental to the Huskie style of play.

Of course, there were some close games, such as the 27-22 success at

Central Michigan for the IAC title, or the come-from-behind 29-22 win over Western Illinois the week before. But the real story, of course, was Howard Fletcher's coaching genius and Bork's passing wizardry. The two became synonymous with the forward pass.

The slender 6-1, 178-pound Northern Illinois quarterback pumped the airways full of footballs, mind-boggling stats, and countless records—at least 16 national marks at the end of his senior season. Look at the current school records, Bork still holds 17 Huskie standards in passing and total offense.

America's first collegiate passer to reach 3,000 yards in a single season (3,077 on 244-of-374 completions and 32 touchdowns), Bork managed incredible feats from Fletcher's famed shotgun, spread, or blitz-T formation.

In the IAC championship showdown versus Central Michigan, he completed a record 43-of-68 pass attempts. During the last 93 seconds of the first half, Bork led a 72-yard touchdown march by connecting on 10-of-15 aeriels. In 93 seconds.

Against Western Illinois, Bork defied a defense dug in to stop the short pass. Trailing 22-16 in the final period, Bork dodged two linemen, and launched a high-arching pass down the sideline to Gary Stearns in stride for a 66-yard TD bomb.

Obviously, Bork had a lot of help from his friends—starting with a great blocking offensive front that included center Bob Evans, guards Roger Smith and Dennis Harrison, and tackles Ken Slimko and Dave Mulderink.

Naturally, the Huskies' one-two receivers—Hugh Rohrschneider (75 catches for 1,036 yards and 14 TDs in 1963) and Stearns (68 grabs for 931 yards and nine TDs)—ranked the same way nationally. Versatile Jack Dean finished No. 4 in the nation.

One of eight individuals from the 1963 squad to be enshrined in the Northern Illinois Hall of Fame (Fletcher, Bork, Rohrschneider, Stearns,

and assistant coaches Bob Brigham, Jack Pheanis, and John Wrenn are the others), Dean was the all-purpose halfback. He rushed for 516 yards, caught 43 balls for 553 yards, and produced 260 more yards on punt and kickoff returns that season.

By November, the Huskies were household words. Banner headlines proclaimed "Bork Dazzles" in bold type. A three-page spread "A Big Man in Any League" appeared in *Sports Illustrated* (Nov 11, 1963). There was mention in *Time*.



Bork-Rohrschneider game film highlights went national on CBS-TV and the All-America duo's appearance in the North-South Shrine Game at the Orange Bowl made ABC-TV's "Wide World of Sports." A Bork interview beamed nationwide on NBC radio's "Weekend Monitor." He was the subject of a sports cartoon in the *Christian Science Monitor* and a full-page feature in the *New York Daily News*.

A record 11 Northern Illinois performers received first team All-IAC recognition, starting with 1963 co-captains Bork and linebacker Mike Henigan. The others included Rohrschneider, Dean, Stearns, Mulderink, Evans, Smith, defensive end Lynn McCann, defensive tackle Dave Herstedt, and middle guard Tom Walz.

Individually, Bork led the way with a carload of honors: Huskie and IAC Most Valuable Player for the second year in a row, first team Little All-American by AP, UPI, NAIA, and the Williamson Rating Service, plus votes on the AP and UPI major-college units. Rohrschneider also caught Little All-America honors—second team by the AP and third team by the NAIA. Both Evans and Stearns won honorable mention berths from the NAIA.

The success of this Northern Illinois team sparked plans for a new home on the west side of campus—Huskie Stadium—and an eventual move to the University Division ranks in 1969.

The 1963 team was enshrined in the Huskie Athletics Hall of Fame in 1986.

The 1963 Season

(10-0-0) IAC CHAMPIONS / NATIONAL CHAMPIONS

Sept. 14	W	55	Wisconsin-Whitewater	7
Sept. 21	W	61	@ Winona State	0
Sept. 28	W	21	@ Northeast Missouri State	12
Oct. 5	W	18	Nebraska-Omaha	7
Oct. 12	W	19	Hillsdale	13
Oct. 19	W	43	Illinois State*	0
Oct. 26	W	43	@ Eastern Illinois*	0
Nov. 2	W	29	Western Illinois*	22
Nov. 9	W	27	@ Central Michigan*	22

Mineral Water Bowl (Excelsior Springs, Mo.)

Nov. 30	W	21	vs. Southwest Missouri State	14
---------	---	----	------------------------------	----

* denotes IAC game



HUSKIE HALL OF FAME

1983 - MAC AND CALIFORNIA BOWL CHAMPIONS

Oh, what a year. The Championship Season. From Lawrence, Kansas, to Fresno, Calif., Northern Illinois beat the odds.

These Huskies achieved a series of firsts: a MAC championship; NIU's first triumph over a Big Eight Conference opponent; the school's first major bowl appearance and victory; a school-record 10 triumphs in 12 games; and a No. 30 ranking in the final Associated Press "major" poll.

Ultimately, this Northern Illinois football team would produce seven National Football League draft choices, 19 professional players, eight All-Americans and five individual inductees into the school's Athletics Hall of Fame.

Picked sixth in the official pre-season MAC poll, people in DeKalb knew differently. After all, coach Bill Mallory's Huskies headed into 1983 on the momentum of three straight triumphs at the end of the previous season.

On the surface, Northern Illinois may have finished 5-5-0 the year before. By the end of the 1982 season, the Huskies developed the soundness, balance, and maturity that were hallmarks of Mallory-coached ballclubs.

By 1983 the Huskies were making believers out of everyone and California Bowl fever raged in DeKalb.

Some caught the bug sooner than others. Perhaps during the 37-34 upset victory at Kansas. Maybe sooner, such as during two-a-day practices in August.

On November 19, the soon-to-be crowned MAC champions waited for the seconds to disappear from the Huskie Stadium scoreboard clock.

The NIU Band played "California Dreamin'."

Victory-starved fans started on the field with 27 seconds left. One enterprising student "hung five" in the end zone on a surfboard. At the final gun, a sea of Northern Illinois red stormed the field and the Huskie Stadium goalposts went down for a MAC record fifth time. For the second straight

Saturday, that AstroTurf surface hosted the largest outdoor party in school history.

For the first time since the Mineral Water Bowl in 1965, a Northern Illinois football team had somewhere to spend the postseason—a December 17 date against Pacific Coast Athletic Association kingly Cal State Fullerton in Fresno.

On December 17, true to form, "America's Most Exciting Bowl" went down to the last 35 seconds when Jeff Sanders preserved Northern Illinois' 20-13 triumph by chasing Titan quarterback Damon Allen out of bounds on a fourth-and-one play at the CSF 48.

Wearing his Northern Illinois No. 30 for the final time, fullback Lou Wicks emerged as one of the major heroes – winning the Pacific Southwest Airlines' team Most Valuable Player award with a career-best 119 yards on 14 carries. The 5-8, 198-pound fireplug made key blocks on both of tailback Darryl Richardson's touchdown runs. On the Huskies' fifth play of the game,

Wicks bulldozed around the right end for 39 yards to set up a Vince Scott 23-yard field goal, and later he burst up the middle on a draw for 30 more yards and a Scott 42-yard three-pointer with 12:09 left to play.


With 5:25 remaining, on fourth-and-one on its own 20-yard line, NIU sent Tim Tyrrell on a sneak behind offensive guard Todd Peat. The first down allowed Northern Illinois to milk almost four minutes off the clock. Fullerton's final series

started on its own 25 with 1:48 left.

The victory was NIU's first bowl win as a major college.

Seven Huskies from the 1983 squad went on to be drafted in the National Football League from 1984-87. OT Scott Bolzan was selected in the ninth round (New England Patriots) in 1984 and two years later, DT Scott Kellar (5th round, Indianapolis Colts), SE Curt Pardridge (6th round, San Diego Chargers), and DT Steve O'Malley (7th round, Indianapolis Colts) had their name called at the NFL Draft. In 1987, three more members of NIU's 1983 championship team were drafted as NG Doug Bartlett (4th round, Los Angeles Rams), LB Clarence Vaughn (8th round, Washington Redskins), and OG Todd Peat (11th round, St. Louis Cardinals) were chosen that year.

The 1983 team was enshrined in the Huskie Athletics Hall of Fame in 1995.



Nose guard Doug Bartlett anchored the defensive line of the 1983 Huskies.

The 1983 Season

(10-2-0) MAC CHAMPIONS / CALIFORNIA BOWL CHAMPIONS

Sept. 3	W	37	@ Kansas	34
Sept. 10	L	9	@ Wisconsin	37
Sept. 24	W	38	@ Kent State*	7
Oct. 1	W	27	@ Ball State*	14
Oct. 8	W	27	Western Michigan*	3
Oct. 15	W	34	@ Eastern Michigan	15
Oct. 22	W	24	Bowling Green*	23
Oct. 29	W	17	@ Miami (OH)*	0
Nov. 5	L	14	@ Central Michigan*	30
Nov. 12	W	26	Toledo*	10
Nov. 19	W	41	Ohio*	17

California Bowl (Fresno, Calif.)

Dec. 17	W	20	Cal State Fullerton	13
---------	---	----	---------------------	----

* denotes MAC game



NORTHERN ILLINOIS FOOTBALL HISTORY

NIU HALL OF FAME FOOTBALL MEMBERS

INDIVIDUALS

Name	Years	Sports	Induction
Acker, George	1948-52	Football, Basketball, Tennis	1991
Allen, Roy "Flip"	1935-39	Football, Basketball, Track & Field	1994
Baker, Bill	1979-present	Radio Play-by-Play	2009
Beck, Tom	1958-62	Football	1987
Behan, Ed	1938-42	Football, Track & Field	1987
Bork, George	1960-63	Football, Basketball	1986
Brigham, Robert	1947-49, 55-87	Football, Athletic Director	1989
Brink, Larry	1945-47	Football	1978*
Cahill, Frank	1948-52	Football, Baseball	1984
Cannon, Clarence "Boots"	1916-21	Football, Basketball, Baseball	1988
Clark, Larry	1969-72	Football	2002
Clark, Randy	1976-79	Football	1987
Concidence, Wes	1925-28	Football, Basketball, Track & Field	1995
Cooper, Elzie	1933-36	Football, Basketball, Baseball	1984
Dach, Adam	1987-91	Football	2005
Dantzler, T.C	1989-93	Wrestling, Football	2004
Davis, Chet	1935-39	Football, Basketball, Track & Field	1987
Dean, Jack	1961-64	Football	1985
Duffield, Bob	1940-46	Football	1987
Eck, Al	1958-60	Football, Track & Field	1989
Evans, George "Chick"	1929-68	Athletic Director, M. Basketball Coach, Football Coach	1978*
Farney, John	1940-43	Football, Track & Field	1986
Fletcher, Howard	1956-68	Football Coach	1983
Flinn, Lewis	1956-59	Football, Basketball, Track	1984
Fortunato, Don	1946-49	Football	1988
Fowlie, Bob	1947-50	Football, Baseball	1987
Garner, Charles "Wix"	1916-21	Football, Basketball, Baseball, Golf	1978*
Graham, Bill	1951-55	Football, Baseball	1986
Groth, Cary	1994-2004	Athletic Director	2009
Heimerdinger, Bob	1948-52	Football	1983
Hein, Karl	1933-36	Football, Wrestling, Track & Field	1986
Henigan, Harry	1943-52	Football, Basketball, Baseball	1986
Hunsberger, Floyd	1946-49	Football	1984
Ippoliti, Jerry	1969-75, 79-99	Coach, Conference Commissioner, Administrator	2007
Jarvi, Toimi	1938-42	Football, Basketball, Baseball	1988
Johnson, LeShon	1992-93	Football	2003
Kellar, Mark	1971-73	Football	1983
Kellar, Scott	1982-85	Football	1993
Kennedy, Tom	1979-83	Gymnastics	1991
Kieso, Doug	1980-84	Gymnastics	1989
Kittleson, Chuck	1954-58	Golf	1993
Korcek, Mike	1969-73, 73-2006	Sports Information, Sports Information Director	2003
Krahenbuhl, Ollie	1937-41	Football, Basketball, Baseball	1985
Kranz, Al	1946-51, 63, 66-74	Athletic Trainer	1989
Lalonde, John	1968-71	Football	1988
Larsen, Tego	1936-39	Football	1983
Lewandowski, Frank	1976-79	Football	1992
Luedeking, Wes	1953-54, 56	Football	2009
MacDonald, Neal	1963-65	Football, Wrestling	2000
Mallory, Bill	1980-83	Football (Coach)	1999
McCairns, Justin	1997-2000	Football	2011
McKinzie, Jim	1950-53	Football, Basketball, Baseball	1992
McKinzie, Ralph	1940-63	Basketball, Baseball, Coach/Trainer	1978*
McNamara, John	1927-31	Football	1984
Minnihan, Bill	1946-50	Football	1988
Mustapha, Jack	1929-34	Football, Basketball	1984
Nangle, Bud	1947-49, 67-84	Sports Information Director	1991
Nori, Reino	1932-36	Football, Basketball, Baseball Track & Field, Wrestling	1978*
Pace, John "Red"	1929-33	Football, Basketball, Baseball	1978*
Peat, Todd	1983-86	Football	1996
Petzke, Dave	1977-79	Football	1987
Pheanis, Jack	1950-53, 57-06	Football, M. Golf Coach	1988
Plaskas, Joe	1956-61	Football, Baseball	2005
Price, Bob	1937-41	Football, Basketball, Baseball	1986
Robinson, Stacey	1988-90	Football	2001
Rohrschneider, Hugh	1960-64	Football, Basketball	1986
Ross, Allen	1977-80	Football	1994
Saudargas, Alex	1935-38	Football, Wrestling	1985
Schmidt, Mel	1961-65	Football, Wrestling	1998
Scott, Vince	1980-83	Football	2002
Skoglund, Leonard	1931-35	Football, Basketball, Baseball	1984
Smith, Sam	1938-41, 46	Football, Baseball	1993
Soltis, Bob	1957-61	Football, Baseball	1987
Spilis, John	1966-68	Football	1984
Stearns, Gary	1960-63	Football	1991
Strombom, Leland	1927-30	Football, Basketball, Baseball	1983
Stoup, Francis	1960-68	M. Swimming Coach, Huskie Fight Song	1998
Terna, Mike	1977-80	Football	2007
Tessendorf, Bill	1967-71	Athletics Trainer	2000
Thomas, Hollis	1992-95	Football	2006
Tyrrell, Tim	1982-84	Football	1992
Wickstrom, Ernie	1949-50	Football	2004
Williams, Dick	1944, 47-49	Football, Basketball, Baseball, Track & Field	1983
Wittum, Tom	1968-72	Football, Baseball	1987
Wrenn, John	1960-76	Football Coach, Wrestling Coach, M. Tennis Coach	2004
Young, John	1935-38	Football, M-Basketball, Baseball, M-Track & Field	1985



Listed are all football-affiliated and administrative members of the Northern Illinois Athletics Hall of Fame. The NIU Athletics Hall of Fame originated in 1978 with the charter male induction class. After a five-year hiatus, the hall has enshrined a class every autumn since 1983. The NIU women's athletics Hall of Fame started in 1986 and the two halls were integrated in 1988.

For a complete listing of NIU Hall of Fame members from all sports, please go to www.NIUHuskies.com.

TEAMS

Year	Team	Induction
1963	Football	1986
<i>(Undeclared National College Division Champion)</i>		
Howard Fletcher (Head Coach), Jerry Andres, George Bork (Capt.), Tom Bloom (Mgr.), Dave Broderick, Richard Calkins, David Casey, Ron Christian, David Cudden, Tom Dahlfors (Mgr.), Jack Dean, Robert Evans, Jeff Fort, Jack Frost, John Haar, Dennis Harrison, Michael Henigan (Capt.), Terry Henigan, David Herstedt, David Hildebrandt, Ed Janoski, Herb Jennings, Robert Johnson, Robert Kapheim (Mgr.), Robert Kerby, Jerry Kerner, Lynn McCann, Jim Modglin, Dave Mulderink, Robert Owens, William Pelkey, Hugh Rohrschneider, Jack Secord, Ken Slimko, Roger Smith, Roger Stark, Gary Stearns, Army Vesely, Tom Walz, Charles Wood.		
1951	Football	1991
<i>(Undeclared IAC Champion)</i>		
George "Chick" Evans (Head Coach), George Acker (Capt.), Ed Bauer, Walt Beckman, Frank Bieber (Capt.), Tony Biondi, Dan Bloom, Julius Brasini, Fran Cahill, Rocco Fiordelisi, Billy Graham, Don Hackel, Andy Halle, Bob Heimerdinger, Ron Hicks, Len Jacobson, Al Jones, Jim Lamb, Steve Mash, Gil Memmen, Dan Mojica, Vincent Musso, Pat McKillen, Jim McKinzie, Duane Nelson, John O'Brien (Mgr.), Lawrence Pesetski, Matt Pesut, Jack Pheanis, Len Scaduto, Dick Schmidt, Leo Schmidt, Tom Schramm, Bob Schulze, John Smith, Walt Struckman.		
1983	Football	1995
<i>(MAC, California Bowl III Champion)</i>		
Bill Mallory (Head Coach), Carl Aikens, Doug Bartlett, Gene Belz, Todd Bex, Dave Bierman, Scott Bolzan (Capt.), Rich Burns, Gary Chapman, Rick Considine, Brendan Dolan, Dan Feely, Tim Griffin, Dave Heide, Bill Heinrich (Mgr.), Phil Herra, Lee Hicks, Steve Hirsch (Capt.), Scott Kellar, Joel Kinkade, Joe Law, Tom Leonard, Pat McAvoy, Ricky Mitchell, Jim Mukite (Capt.), Rastee Oce, Steve O'Malley, Jon Orech, Curt Pardridge, Todd Peat, Steve Quinlan, Rick Reubin, Darryl Richardson, Art Rogers (Mgr.), Jeff Sanders, Gary Schlinger, Vince Scott, Reggie Sims, Vernon Sims, Sheldon Sobol, Greg Spicher, Darren Stahulak, Darryl Taylor, Jeff Tharp, Jim Tudor (Mgr.), Tim Tyrrell, Todd Van Keppel, Clarence Vaughn, Rob Wicinski, Lou Wicks.		



NORTHERN ILLINOIS FOOTBALL HISTORY

HUSKIES IN THE NFL

Name	Pos.	Team(s) (Years)	Career Highlights
Aikens, Carl	WR	Los Angeles Raiders (1987)	Started three games during strike; Totaled 8 rec. for 164 yds. (16.8) and 3 TD
Barlett, Doug	DT	Philadelphia Eagles (1988)	Played in 10 games and recorded one sack
Behan, Charlie	E	Detroit Lions (1942)	Caught four passes for 63 yards (15.8 avg.) in nine games
Brink, Larry	DE	Los Angeles Rams (1948-53), Chicago Bears (1954)	3-time Pro Bowler (1950-52), First Huskie in NFL Drafted (17th round in 1948)
Bolzan, Scott	OL	Cleveland Browns (1985)	Saw action in the San Diego game
Cieslak, Brad	TE	Cleveland Browns (2008), Buffalo Bills (2005-07)	Made 2 starts in 2008; Had 6 rec. for 46 yds. in 7 games and 2 starts in 2006
Clark, Randy	C	St. Louis Cardinals (1980-86), Atlanta Falcons (1987)	1984 All-NFL selection; Started 58 of 94 games played, four-year starter (1983-86)
Davis, Britt	WR	Denver Broncos (2010)	Played in final three games of 2010 season with Denver.
Diem, Ryan	OT	Indianapolis Colts (2001-11)	Started 150 of 157 games at RT; First Huskie to start in a Super Bowl (S.B. XLII)
English, Larry	OLB	San Diego Chargers (2009-)	NIU's highest draft choice has 73 tackles and 8.5 sacks in 43 career games
Fleck, P.J.	WR	San Francisco 49ers (2004)	Played in one game and had a 10-yard punt return; On practice squad in '04, IR in '05
Free, Doug	OT	Dallas Cowboys (2007-)	Started 55-of-65 games and played in all 64 contests over last three years
Glasgow, Brian	TE	Chicago Bears (1987)	Played in three games with one start during strike; Had 2 rec. for 16 yds.
Golsteyn, Jerry	QB	New York Giants (1977-78), Baltimore Colts (1979), Detroit Lions (1979), Tampa Bay Buccaneers (1982-83)	Started 9 of 21 games played and threw for 1,077 career yards.; NIU's NFL passing leader
Graham, Dan	C	Tampa Bay Buccaneers (1989)	Played in one game at center
Hampton, Jermaine	DB	Indianapolis Colts (2001-02)	Appeared in 10 games and made one tackle
Hannula, Jim	OT	Cincinnati Bengals (1983)	Played in 15 games
Hawthorne, Duane	CB	Dallas Cowboys (1999-02)	Started 16 of 56 games with 6 career INT; Had 3 INT in '99 and 11 starts in 2001
Hill, Darrell	WR	Tennessee Titans (2002-04)	Played in 33 career games, mainly on special teams; Had 1 fumble recovery in '04
Hirsch, Steve	DB	Detroit Lions (1987)	Appeared in three games with one start during strike
Hurd, Sam	WR	Dallas Cowboys (2006-2010), Chicago Bears (2011)	Made 53 career rec. for 739 yards with 13.9 avg. in 77 games; Had 19 rec. for 314, 1 TD in '07
Jacoby, Mitch	TE	St. Louis Rams (1997-98), Kansas City Chiefs (1999)	Played in 24 games with 3 rec. for 16 yards; Both career starts came in 1997
Jarvi, Toimi	HB	Philadelphia Eagles (1944), Pittsburgh Steelers (1945)	Totaled 40 rushing yards, one catch and 1 INT in six games; Punted and also returned punts
Johnson, LeShon	RB	Green Bay Packers (1994-95), Arizona Cardinals (1995-97), New York Giants (1997-98)	Totaled 955 career rushing yards, 43 receptions and 5 TD; Rushed for 634 yards in 8 starts in '96
Kellar, Mark	RB	Minnesota Vikings (1976-78)	Played in 33 games and had 74 career yards on 25 carries with five receptions
Kellar, Scott	NT	Indianapolis Colts (1986-87)	Started 10 of 17 games played; Made 8 starts as rookie with one sack in '86
Latin, Jerry	RB	St. Louis Cardinals (1975-78), Los Angeles Rams (1978)	Totaled 560 career rush yds. with 4 TD, 16 rec. for 152 yds; Had 22.1 career KOR avg.
McCareins, Justin	WR	Tennessee Titans (2001-03, 08), N.Y. Jets (2004-07)	NIU's all-time NFL receiving leader; Has 240 career rec. for 3,676 yds. and 16 TD
Meyers, Jerry	DT	Chicago Bears (1976-79), Kansas City Chiefs (1980)	Played in 49 career games and had one fumble recovery
Moore, Ken	TE	Minnesota Vikings (1978)	Appeared in six games
Nordin, Jake	FB	Baltimore Ravens (2007), Detroit Lions (2008-2010)	Converted fullback appeared in one game in 2007 and four in 2009; spent '10 on IR
Nori, Reino	HB	Brooklyn Dodgers (1937), Chicago Bears (1938)	Had 81 rushing yards on 26 attempts in six games during his first season
Palmer, Nathan	WR	Indianapolis Colts (2012-)	Caught one pass for minus four yards in five games with the Colts
Pardridge, Curt	WR	Seattle Seahawks (1987)	Caught 8 passes for 145 yds. (18.1 avg.) and one TD in three games during strike
Peat, Todd	G	St. Louis/Phoenix Cardinals (1987-89), Los Angeles Raiders (1990, 1992-93)	NFL All-Rookie Team ('87), Ed Block Courage Award ('93); Played 79 games with 36 starts
Petway, David	DB	Green Bay Packers (1981)	Played in seven games
Rosado, Dan	OL	San Diego Chargers (1987-88)	Started 14 of 16 games played; Made 11 starts at center during '88 season
Roth, Pete	RB	Miami Dolphins (1987)	Played in three games during strike; Had 24.5 KOR avg., 10 rush yds., 1 FR
Sims, Reggie	TE	Cincinnati Bengals (1987)	Appeared in one game during strike
Smith, Chris	DB	St. Louis Rams (2011)	Posted three solo tackles in three games
Spann, Chad	RB	Pittsburgh Steelers (2011)	Played in the Steelers' 2011 Wild Card Playoff game at Denver
Spilis, John	WR	Green Bay Packers (1969-71)	NIU's highest draft choice (64th in 1969); 27 rec., 446 yds., 1 TD in 40 career games
Thomas, Hollis	DT	Philadelphia Eagles (1996-2005), New Orleans Saints (2006-08)	NIU's NFL leader in games (162), tackles (481) and sacks (20); Played in Super Bowl XXXIX
Turner, Michael	RB	Atlanta Falcons (2008-12), San Diego Chargers (2004-2007)	NIU's NFL rushing leader; 2-Time All-Pro (2008, 10) 2nd in MVP voting (2008)
Tyrell, Tim	QB	Atlanta Falcons (1984-86), L.A. Rams (1986-88), Pittsburgh Steelers (1989)	Career stats include 7,338 yards and 66 TDs on 1,639 carries in 134 games, 70 catches for 528 yds
Vaughn, Clarence	DB	Washington Redskins (1987-91)	USA Today All-NFL selection ('85); Played 66 career games as fullback
Wedige, Scott	C	Arizona Cardinals (2012-)	Only NIU player with two Super Bowl Rings; Played in 48 gms. with 1 sack, 1 FR
Wilson, Tracy	DB	New York Jets (2011), Tennessee Titans (2012-)	Played in two games at center with the Cardinals in 2012
Wittum, Tom	P	San Francisco 49ers (1973-77)	Made five tackles, three solo, in five games with Jets; four stops in nine games with Titans
Wolfe, Garrett	RB	Chicago Bears (2007-10)	Two-time Pro Bowler (1973-74); Recorded a 40.8 punting avg. in 70 career games
			Has 536 all-purpose yds. in 50 games; 282 rush yds on 72 totes; 39 tackles on special teams

NOTE: Players listed appeared in at least one regular season game per league and team records. Active players in bold

NIU in the NFL Notes

Seven former Huskies spent time on an active NFL roster in 2012, including 2011 NIU seniors QB Chandler Harnish (Colts), WR Nathan Palmer (Colts) and C Scott Wedige (Cardinals). They joined veterans RB Michael Turner (Falcons), OT Doug Free (Cowboys), S Tracy Wilson (Titans) and OLB Larry English (Chargers) with all but Harnish seeing playing time.

There were 14 former Huskies in NFL training camps to start the 2013 season with six 2012 seniors who won two MAC Championships at NIU in that group: WR Perez Ashford (Seahawks), WR Martel Moore (Falcons), CB Rashaan Melvin (Buccaneers), TE Jason Schepler (49ers), DE Sean Progar (Jets) and DE-turned-OLB Alan Baxter (Steelers).



HUSKIES AND THE NFL

IN THE DRAFT

Year	Name (Pos.)	Team	Rd./Overall
1948	Larry Brink (DE)	Los Angeles Rams	17/750
1952	Fran Cahill (DE)	New York Giants	19/227
1968	Tom Rosenow (DT)	San Francisco 49ers	16/423
1969	John Spilis (SE)	Green Bay Packers	3/64
1972	Tom Wittum (P/K)	San Francisco 49ers	8/200
1973	Larry Clark (LB)	Pittsburgh Steelers	5/128
	Willie Hatter (SE)	Miami Dolphins	7/178
	John Nokes (LB)	Philadelphia Eagles	9/211
1974	Mark Kellar (FB)	Minnesota Vikings	6/155
1975	Jerry Latin (TB)	St. Louis Cardinals	11/280
1976	Bob Gregolunas (LB)	Kansas City Chiefs	6/167
	Jerry Golsteyn (QB)	New York Giants	12/333
	Jerry Meyers (DT)	Chicago Bears	15/411
1977	Ken Moore (TE)	Minnesota Vikings	5/138
1980	Randy Clark (OT)	Chicago Bears	8/215
1981	Jim Hannula (OT)	Cincinnati Bengals	9/229
1984	Scott Bolzan (OT)	New England Patriots	9/238
1986	Scott Kellar (DT)	Indianapolis Colts	5/117
	Curt Pardridge (SE)	San Diego Chargers	6/155
1986	Steve O'Malley (DT)	Indianapolis Colts	7/171
1987	Doug Bartlett (NG)	Los Angeles Rams	4/91
	Clarence Vaughn (LB)	Washington Redskins	8/219
	Todd Peat (OG)	St. Louis Cardinals	11/285
1990	Brett Tucker (CB)	Houston Oilers	8/211
1994	LeShon Johnson (RB)	Green Bay Packers	3/84
2001	Ryan Diem (OG)	Indianapolis Colts	4/118
	Justin McCareins (WR)	Tennessee Titans	4/124
2002	Darrell Hill (WR)	Tennessee Titans	7/225
2004	Michael Turner (RB)	San Diego Chargers	5/154
2007	Garrett Wolfe (RB)	Chicago Bears	3/93
	Doug Free (OT)	Dallas Cowboys	4/122
2009	Larry English (DE)	San Diego Chargers	1/16
2012	Chandler Harnish (QB)	Indianapolis Colts	7/253

NIU NFL Draft Quick Facts


Total Draftees: 33
 Highest Draftee: Larry English, 16th overall (Chargers), 2009
 Highest Draftee (By Round): First, Larry English (Chargers, 2009)
 Most Players Selected in One Draft: Three, in 1973, 1976, and 1986



Larry English became the highest draft choice in school history when he was selected with the 16th pick in the first round of the 2009 NFL draft by the San Diego Chargers.

IN THE SUPER BOWL

Super Bowl XXII (1988): Washington Redskins 42, Denver Broncos 10
 Clarence Vaughn, DB, Redskins
 Super Bowl XXVI (1992): Washington Redskins 37, Buffalo Bills 24
 Clarence Vaughn, DB, Redskins
 Super Bowl XXXIX (2005): New England Patriots 24, Philadelphia Eagles 21
 Hollis Thomas, DT, Eagles
 Super Bowl XLI (2007): Indianapolis Colts 29, Chicago Bears 17
 Ryan Diem, OT, Colts
 Super Bowl XLIV (2010): New Orleans Saints 31, Indianapolis Colts 17
 Ryan Diem, OT, Colts



As part of the Redskins' Super Bowl XXII and XXVI championship teams, Clarence Vaughn is the only former Huskie with two Super Bowl rings.

NFL HONORS

World Champions (Pre-Super Bowl)

1951 Larry Brink, DE, Los Angeles Rams

Pro Bowlers

1950 Larry Brink, DE, Los Angeles Rams
 1951 Larry Brink, DE, Los Angeles Rams
 1952 Larry Brink, DE, Los Angeles Rams
 1973 Tom Wittum, P, San Francisco 49ers
 1974 Tom Wittum, P, San Francisco 49ers
 2008 Michael Turner, RB, Atlanta Falcons
 2010 Michael Turner, RB, Atlanta Falcons

All-Rookie Team



1987 Todd Peat, OG, St. Louis Cardinals
(UPI, Pro Football Weekly, PFWA, Football Digest)
 1996 Hollis Thomas, DT, Philadelphia Eagles *(Football News)*

All-NFL Team

1984 Randy Clark, C, St. Louis Cardinals *(NEA)*
 1985 Tim Tyrrell, FB, Atlanta Falcons *(USA Today)*
 2008 Michael Turner, RB, Atlanta Falcons (1st Team - A.P.)
 2010 Michael Turner, RB, Atlanta Falcons (2nd Team - A.P.)

Ed Block Courage Award

1993 Todd Peat, OG, Los Angeles Raiders
 1999 LeShon Johnson, RB, New York Giants



Left: Larry Brink was a world champion and three-time Pro Bowler with the Rams. Right: Todd Peat earned the NFL's Ed Block Courage Award in 1993.

NORTHERN ILLINOIS FOOTBALL HISTORY

HUSKIES IN PRO FOOTBALL

Canadian Football League



Name	Pos.	Team (Years)
Antione, Andy	WR	Montreal Alouettes (1996-97)
Arrindell, Duane	OG	Montreal Alouettes (1996)
Bork, George	QB	Montreal Alouettes (1964, 66-67)
Bowen, Orlando	DE	Toronto Argonauts (2000-02)
Carter, Donnavan	DB	Toronto Argonauts (2000-01), Ottawa Renegades (2002-03), Hamilton Tiger-Cats (2004-05)
Davis, Eddie	DB	Birmingham Barracudas (1995), Calgary Stampeders (1996-2000), Saskatchewan Roughriders (2001-09)
Drew, Randee	DB	Montreal Alouettes (2007-08) Edmonton Eskimos (2009-10)
Duclair, Farrell	LB	Calgary Stampeders (1996-98)
Harris, A.J.	RB	Edmonton Eskimos (2008), British Columbia Lions (2009) Hamilton Tiger-Cats (2010)
Sholdice, Derek	OT	Edmonton Eskimos (1996-97), Winnipeg Blue Bombers (1998)
Stephen, Courtney	S	Hamilton Tiger-Cats (2013-)
Sutherland, Garrett	LB	Winnipeg Blue Bombers (1998)
Sutherland, Mike	C	Saskatchewan Roughriders (1996), Montreal Alouettes (1996-2000), Winnipeg Blue Bombers (2001-02), Ottawa Renegades (2003-05)
Wolfe, Garrett	RB	Montreal Alouettes (2012)

Grey Cup Champions

2007 Eddie Davis, DB, Saskatchewan Roughriders

1998 Eddie Davis, DB, Calgary Stampeders

All-Stars

2007	East Division	Randee Drew, DB, Montreal Alouettes
2006	CFL/West Division	Eddie Davis, DB, Saskatchewan Roughriders
2005	CFL/West Division	Eddie Davis, DB, Saskatchewan Roughriders
2004	CFL/West Division	Eddie Davis, DB, Saskatchewan Roughriders
2001	West Division	Eddie Davis, DB, Saskatchewan Roughriders
2000	CFL/West Division	Eddie Davis, DB, Calgary Stampeders

Draft Choices

Year	Name (Pos.)	Team	Rd./Overall
1995	Derek Sholdice (OT)	Edmonton Eskimos	2/21
1996	Mike Sutherland (C)	Saskatchewan Roughriders	1/3
	Duane Arrindell (OG)	Edmonton Eskimos	1/7
	Farrell Duclair (LB)	Calgary Stampeders	1/8
	Alton Francis (TB)	Saskatchewan Roughriders	3/23
	James Eggink (DE)	Montreal Alouettes	5/45
1997	Jamie Macdonald (OT)	British Columbia Lions	5/35
1998	Garrett Sutherland (LB)	Winnipeg Blue Bombers	4/26
1999	Orlando Bowen (DE)	Edmonton Eskimos	6/43
2000	Donnavan Carter (FS)	Toronto Argonauts	1/4
2012	Courtney Stephen (DB)	Hamilton Tiger-Cats	2/8


Arena Football League



Name	Pos.	Team (Years)
Aikens, Carl	WR	Chicago Bruisers (1988-89), Dallas Texans (1990-91), Orlando Predators (1992-93), Milwaukee Mustangs (1994) Chicago Rush (2006), Las Vegas Gladiators (2007), Utah Blaze (2008), New York Dragons (2008), Alabama Vipers (2010) Detroit Fury (2001) Chicago Rush (2013)
Azar, Steve	K	
Baker, Kent	K	
Cox, Landon	WR	
Hennings, Ted	OL/DL	Detroit Drive (1991), Dallas Texans (1992-93)
Hill, Darrell	WR	Philadelphia Soul (2008)
McGhghy, Matt	OL	Los Angeles Avengers (2007-08)
Mitchell, Deon	WR/DB	Grand Rapids Rampage (2001)
Mitchell, Ricky	WR/DB	Pittsburgh Gladiators (1987) Chicago Bruisers (1988)
O'Malley, Steve	OL/DL	New England Steamrollers (1988)
Onyebugu, Jason	OL/DL	Milwaukee Mustangs (2011)
Ray, Corey	WR/DB	Cincinnati Rockers (1992)
Rose, C.J.	FB/LB	Albany Firebirds (1997)
Salerno, Mike	K	Oklahoma City Yard Dawgs (2010), Kansas City Command (2011), Chicago Rush (2012)
Sheldon, Dan	WR	Chicago Rush (2008)
Smith, Chris	DB	Tampa Bay Storm (2013-)
Strickland, Ralph	WR/DB	Milwaukee Mustangs (1997)

Arena Football Hall of Fame

2000 Carl Aikens, WR-DB



NIU's Eddie Davis enjoyed a 15-year career in the CFL, won a pair of Grey Cup titles and will be enshrined in the Saskatchewan Roughriders' Plaza of Honor on Sept. 20, 2013.



NORTHERN ILLINOIS FOOTBALL HISTORY

HUSKIES IN PRO FOOTBALL

World Football League (1974)

Name	Pos.	Team (Years)
Gilbert, Jim	P	Chicago Winds (1975)
Marks, Richard	LB	Chicago Winds (1975)



Draft Choices

Year	Name (Pos.)	Team	Rd./Overall
1974	Mark Kellar (FB)	Chicago Fire	7th

United States Football League (1983-87)

Name	Pos.	Team (Years)
Gill, Max	DT	Michigan Panthers (1984)
Glasgow, Brian	TE	Chicago Blitz (1984)
Golsteyn, Jerry	QB	Orlando Renegades (1985)
Rosado, Dan	G	Houston Gamblers (1985)



Draft Choices

Year	Name (Pos.)	Team	Rd./Overall
1983	Larry Alleyne (LB)	Chicago Blitz	territorial draft
	Rich Barrent (OG)	Chicago Blitz	territorial draft
1984	Carl Aikens (WR)	Chicago Blitz	territorial draft
	Scott Bolzan (OT)	Chicago Blitz	territorial draft
	Tim Tyrrell (QB)	Chicago Blitz	territorial draft
1985	Pete Roth (RB)	Orlando Renegades	6/89
1986	Curt Pardridge (SE)	Orlando Renegades	4/22
	Steve O'Malley (DT)	Arizona Outlaws	4/23

XTreme Football League (2001)

Name	Pos.	Team (Years)
Johnson, LeShon	RB	Chicago Enforcers



Draft Choices

Year	Name (Pos.)	Team	Rd./Overall
2000	Mitch Jacoby (TE)	Chicago Enforcers	40/313
	LeShon Johnson (RB)	Chicago Enforcers	45/360

WLAF/NFL Europa (1991-2007)

Name	Pos.	Team (Years)
Atkinson, Brian	LB	Rhein Fire (2006)
Collins, McAllister	C	Scottish Claymores (2002)
Drew, Randee	CB	Cologne Centurions (2005)
Finlen, Chris	QB	Barcelona Dragons (2003), Amsterdam Admirals (2005)
Graham, Dan	C	Montreal Machine (1991)
Hawthorne, Duane	CB	Scottish Claymores (2000)
Lee, Rob	CB	Frankfurt Galaxy (2006)
McGhghy, Matt	G	Frankfurt Galaxy (2006)
Mitchell, Deon	WR	Scottish Claymores (2000)
Peat, Todd	G	Frankfurt Galaxy (1995)
Sheldon, Dan	WR	Cologne Centurions (2007)
Talley, Charles	RB	England Monarchs (1998)



World Bowl Champions


1995 Todd Peat, OL, Frankfurt Galaxy
2006 Matt McGhghy, OL, and Rob Lee, DB, Frankfurt Galaxy

Draft Choices

Year	Name (Pos.)	Team	Rd./Overall
1991	Ted Hennings (DT)	Birmingham Fire	9th
1998	Charles Talley (TB)	England Monarchs	12/67

Co-Defensive MVP

2000 Duane Hawthorne, CB, Scottish Claymores



Todd Peat (NIU 1983-86), LeShon Johnson (1992-93) and Mark Kellar (1971-73) are three Huskies who played football professionally in the NFL and in one of the now defunct professional leagues.



HUSKIE ALL-AMERICANS



Michael Turner garnered All-America honors in both 2002 and 2003, including a second-team Associated Press selection in 2003.

1948	Floyd Hunsberger, HB (AP-hm)
1951	Bob Heimerdinger, QB (AP-hm)
1963	George Bork, QB (AP-hm, UPI-hm)
1965	Ron Christian, QB (AP-hm)
1969	John LaLonde, FB (AP-hm)
1971	Willie Hatter, SE (AP-hm)
1973	Mark Kellar, FB (AP-hm, UPI-hm, FN-hm, K-hm)
1977	Frank Lewandoski, LB (AP-hm)
1978	Dave Petzke, SE (AP-3rd)
1979	Frank Lewandoski, LB (AP-hm)
	Randy Clark, OT (AP-hm)
	Steve Claussen, DE (AP-hm)
1980	Mike Terna, LB (AP-hm)
	Dave Petway, SS (AP-hm)
1981	Mike Chelovich, OG (AP-hm)
1982	Rich Barrent, OG (AP-hm)
	Max Gill, DT (AP-hm)
	Brian Glasgow, TE (AP-hm)
	Pete Roth, TB (AP-hm)
1983	Scott Bolzan, OT (AP-hm)
	Darryl Richardson, TB (AP-hm)
	Vince Scott, PK (AP-hm)
	Jeff Sanders, CB (AP-hm)
1984	Scott Kellar, DT (AP-hm)
	Todd Peat, OG (AP-hm)
	Todd Van Keppel, P (AP-hm)
1985	Doug Bartlett, NG (AP-hm)
	Todd Peat, OT (AP-hm)
1986	Todd Peat, OG (AP-3rd)
	Doug Bartlett, NG (AP-hm)
1987	Ted Karamanos, OG (AP-hm)
1988	Ron Delisi, ILB (AP-hm)
	Brett Tucker, CB (AP-hm)
1989	Ron Delisi, ILB (TSN-hm)
	Stacey Robinson, QB (TSN-hm, FN-hm)
1990	Stacey Robinson, QB (UPI-hm, FN-hm, PFW-hm)
	Cary Caliendo, DE (FN-hm)
	Adam Dach, FB (FN-hm)
	John Ivanic, PK (FN-hm)
	Eric Wenckowski, C (FN-hm)
1991	Adam Dach, FB (FN-hm)
	Steve Henriksen, ILB (FN-hm)
	Larry Wynn, FLK (FN-hm)

1992	LeShon Johnson, TB (UPI-hm, FN-hm)
	Brad Capes, OT (Football News-hm)
	Brian Steger, PK (FN-hm)
	Steve Wild, OLB (FN-hm)
1993	LeShon Johnson, TB (AP-1st, UPI-1st, FN-1st, K-1st, FN-1st, WC-1st, FWAA-1st, TSN-1st, PFW-1st)
	Gerald Nickelberry, LB (FN-hm)
	Tim O'Brien, OG (FN-hm)
	Raymond Roberts, TE (FN-hm)
	Brian Steger, PK (FN-hm)
1994	Chris O'Neal, C (FN-hm)
2000	Ryan Diem, OT (FN-3rd)
	Justin McCareins, FLK (FN-hm)
2001	Steve Azar, PK (FN-hm)
2002	Dan Sheldon, WR (FD-2nd, CFC-2nd; CNNSI-hm)
	Michael Turner, TB (FD-2nd, TSN-3rd, CNNSI-hm; PFW-hm)
2003	Steve Azar, PK (CFN-hm)
	Michael Turner, TB (AP-2nd; CNNSI-2nd; TSN-2nd; CSR-2nd; CFN-hm; R-hm)
2004	Dan Sheldon, PR (CFN-hm)
	Garrett Wolfe, TB (CFN-hm, CNNSI-hm)
2005	Sam Hurd, WR (SI-hm)
	Garrett Wolfe, TB (CFN-hm)
2006	Garrett Wolfe, TB (P-1st, AP-3rd, CFN-3rd; SI-hm)
	Doug Free, OT (CFN-3rd, PFW-hm)
2007	Larry English, DE (PS-4th)
2008	Larry English, DE (PS-3rd, PFW-hm)
2011	Scott Wedige, C (CBS-2nd)
	Chandler Harnish, QB (SI-hm)
	Trevor Olson, OT (PS, 4th)
2012	Jordan Lynch, All-Purpose (AP-2nd, PS-2nd); QB (CBS-3rd, SI-hm)

KEY: AP=Associated Press; CBS=CBSSports.com; CFC=CollegeFootball.com; CFN=CollegeFootballNews.com; CNNSI=CNNSI.com; CSR=CollegeSportsReport.com; FD=Football Digest; FN=Football News; FWAA=Football Writers Association of America/Scripps; K=Kodak; P=Playboy; PFW=Pro Football Weekly; PS=Phil Steele; R=Rivals.com; SI=Sports Illustrated.com; TSN=The Sporting News; UPI=United Press International; WC=Walter Camp Foundation.



Jordan Lynch became the first Huskie player since 2006 to be named to an AP All-America team when he was a second-team choice as an all-purpose player in 2012.

HUSKIE ALL-AMERICANS



Alan Baxter (90) and Nabal Jefferson (99), along with tight end Jason Schepler, were named Academic All-Americans by the College Sports Information Directors of America in 2012. NIU led the nation with three players on the first and second teams.

ACADEMIC ALL-AMERICANS

1960	Dick Metzcius, E (CoSIDA-2nd)
1961	Tom Beck, QB (CoSIDA-2nd)
1962	J. Walter Smith, DB (CoSIDA-hm)
1973	Jeff Eckmann, DT (CoSIDA-2nd)
1976	Jim Jacobson, OT (CoSIDA-2nd)
1993	Steve Wild, OLB (CoSIDA-2nd)
1996	Patrick Stephen, SS (CoSIDA-2nd)
1997	Patrick Stephen, FS (CoSIDA-2nd)
1998	Patrick Stephen, SS (CoSIDA-2nd)
2000	Thomas Hammock, TB (CoSIDA-1st)
2001	Thomas Hammock, TB (CoSIDA-1st)
2003	P.J. Fleck, WR (CoSIDA-2nd)
2012	Alan Baxter, DE (CoSIDA-1st)
	Nabal Jefferson, NG (CoSIDA-2nd)
	Jason Schepler, TE (CoSIDA-2nd)

ACADEMIC ALL-DISTRICT (COSIDA)

2002	Jason Frank, DL (1st Team)
	Josh Haldi, QB (2nd Team)
	Dan Sheldon, WR (2nd Team)
	Tim Vincent, OL (2nd Team)
2003	P.J. Fleck, WR (1st Team)
	Rob Lee, DB (1st Team)
	Jake VerStraete, OL (1st Team)
2004	Josh Haldi, QB (1st Team)
	Rob Lee, DB (1st Team)
	Dan Sheldon, WR (1st Team)
	Jake VerStraete, OL (1st Team)
2006	Brad Benson, DT (1st Team)
	Mark Reiter, SS (1st Team)
2007	Jon Brost, OT (1st Team)
2008	Jon Brost, OT (1st Team)
	Craig Rusch, DE (1st Team)
2011	Nabal Jefferson, DT
2012	Alan Baxter, DE
	Nabal Jefferson, NG
	Jason Schepler, TE
	Rob Sterling, FB

FRESHMAN ALL-AMERICANS

1987	Cary Caliendo, DE (TSN-1st)
	Kevin Cassidy, FS (TSN-1st)
1988	Adam Dach, FB (TSN-1st)
2000	Steve Azar, PK (FN-1st; TSN-2nd)
2003	Doug Free, OT (TSN-3rd)
2004	Chris Nendick, PK (TSN-2nd)
2005	Jon Brost, OT (TSN-3rd)
	Tim McCarthy, LB (FWAA-1st, TSN-hm)
	Craig Rusch, DE (CFN-3rd)
2006	Eddie Adamski, C (FWAA-1st, TSN-hm)
2007	Alex Kube, S (FWAA-1st, TSN-1st)
2009	Sean Progar, DE (PS-2nd)

SOPHOMORE ALL-AMERICANS

2006	Larry English, DE (CFN-3rd)
2007	Justin Anderson, TB (CFN-3rd)
2012	Tyler Loos, OT (CFN-hm)

LITTLE ALL-AMERICANS

1951	Bob Heimerdinger, QB (AP-1st)
1953	Wes Luedeking, HB (WS-hm)
1958	Lew Flinn, QB (NAIA-2nd)
1959	Lew Flinn, QB (NAIA-2nd)
	Al Eck, E (NAIA-2nd)
	Joe Plaskas, FB (NAIA-hm)
1960	Al Eck, E (NAIA-2nd, AP-hm)
1961	Tom Beck, HB (NAIA-2nd)
1962	George Bork, QB (AP-1st, UPI-1st, WS-1st, NAIA-1st)
	Hugh Rohrschneider, E (AP-2nd, NAIA-2nd)
1963	George Bork, QB (AP-1st, UPI-1st, WS-1st, NAIA-1st)
	Hugh Rohrschneider, E (NAIA-2nd, AP-3rd)
	Bob Evans, C (NAIA-hm)
	Gary Stearns, E (NAIA-hm)
1965	Ron Christian, QB (AP-3rd)

KEY: AP=Associated Press; NAIA=National Association of Intercollegiate Athletics; UPI=United Press International; WS=Williamson Service.



NATIONAL HONORS

COLLEGE FOOTBALL HALL OF FAME

1999 George Bork, QB
2004 Tom Beck, Coach

HEISMAN TROPHY BALLOTING

1963 George Bork, QB (voting unavailable)
1990 Stacey Robinson, QB (38th place, 2 pts, 2 3rd place votes)
1993 LeShon Johnson, TB (6th place, 176 pts, 5 1st place votes, 51 2nd place, 59 3rd place)
2003 Michael Turner, TB (18th place, 3 pts, 3 3rd place votes)
2006 Garrett Wolfe (11th place, 29 pts)
2012 Jordan Lynch (7th place, 52 pts)

MAXWELL AWARD

2006 Garrett Wolfe, TB (Semifinalist)

WALTER CAMP PLAYER OF THE YEAR

2011 Chandler Harnish, QB (Semifinalist)

DOAK WALKER AWARD

1993 LeShon Johnson, TB (Top Three Finalist)
2006 Garrett Wolfe, TB (Semifinalist)

MANNING QUARTERBACK AWARD

2012 Jordan Lynch, QB (Finalist)

WUERFFEL TROPHY

2011 Chandler Harnish, QB (Finalist)

CAMPBELL TROPHY (*Formerly Draddy Trophy*)

2006 Doug Free, OT (Semifinalist)
2008 Jon Brost, OT (Semifinalist)
2009 Brandon Bice, DE (Semifinalist)
2010 Mike Krause, DT (Semifinalist)
2011 Chandler Harnish, QB (Finalist)
2012 Nabal Jefferson, NG (Finalist)

NATIONAL FOOTBALL FOUNDATION SCHOLAR-ATHLETE AWARD

1998 Patrick Stephen, FS
2004 Josh Haldi, QB
2011 Chandler Harnish, QB
2012 Nabal Jefferson, NG

NATIONAL FOOTBALL FOUNDATION HAMPSHIRE HONOR SOCIETY

2010 Brandon Bice, DE
2011 Mike Krause, DL
2012 Chandler Harnish, QB
Adam Kiel, TE
Joe Pawlak, G
2013 Alan Baxter, DE
Nabal Jefferson, NG
Ryan Neir, P
Jason Schepler, TE
Courtney Stephen, S

NCAA WALTER BYERS AWARD

2013 Nabal Jefferson, NG (Finalist)

NCAA POSTGRADUATE SCHOLARSHIP

2013 Nabal Jefferson, NG

TOUCHDOWN CLUB OF COLUMBUS MALE ATHLETE OF THE YEAR

2009 Jake Coffman, DE
2011 Chandler Harnish, QB

LOWE'S SENIOR CLASS AWARD

2010 Jake Coffman, DE (First Team)
2011 Chandler Harnish, QB (Semifinalist)

ALLSTATE/AFCA GOOD WORKS TEAM

2008 Matt Simon, WR
2010 Adam Kiel, OL

NATIONAL COLLEGE DIVISION COACH OF THE YEAR

1963 Howard Fletcher (Runner-up)

AFCA REGION COACH OF THE YEAR

1962 Howard Fletcher
1963 Howard Fletcher
2003 Joe Novak

EDDIE ROBINSON COACH OF THE YEAR AWARD

2012 Dave Doeren (Finalist)

NATIONAL BACK OF THE YEAR

1993 LeShon Johnson, TB (UPI)

FOOTBALL NEWS OFFENSIVE PLAYER OF THE YEAR

1993 LeShon Johnson, TB (Finalist)

NATIONAL PLAYER OF THE WEEK

1977 Allen Ross, TB (AP) vs. Ohio, Nov. 19 -- **Back**
1990 Stacey Robinson, QB vs. Fresno State, Oct. 6
(ESPN, Football News, Sports Illustrated, Chicago Tribune)
1993 Scott Crabtree, QB vs. Nevada, Sept. 25
(Chicago Tribune, Sports Illustrated)
LeShon Johnson, TB vs. Southern Illinois, Oct. 2 (Chicago Tribune)
LeShon Johnson, TB vs. Iowa, Nov. 6 (Chicago Tribune)
Scott Crabtree, QB
2003 P.J. Fleck, WR vs. Ohio, Oct. 4 (USAToday.com)
2004 Garrett Wolfe, TB vs. Eastern Michigan, Nov. 20
(CollegeSportsReport.com)
2006 Garrett Wolfe, TB vs. Ball State, Sept. 30
(USA Today, Walter Camp, Sporting News)
2007 Larry English, DE vs. Idaho, Sept. 22
(Football Writers/Bronko Nagurski Award)
2010 Chad Spann, TB vs. Minnesota, Sept. 23 (Walter Camp Offensive)
2012 Jordan Lynch, QB vs. Army, Sept. 15 (Capital One Cup Impact
Performer of the Week)
Jordan Lynch, QB vs. Kent State, Nov. 30 (Capital One Cup
Impact Performer of the Week)

NATIONAL PLAY OF THE WEEK

1999 Demerist Whitfield, CB vs Vanderbilt, Sept. 11 (Compaq)

NATIONAL BACKFIELD OF THE WEEK

1973 Mark Kellar, FB (UPI) vs. Ball State, Oct. 20
Mark Kellar, FB (UPI) vs. Illinois State, Oct. 27
1977 Allen Ross, TB (UPI) vs. Ohio, Nov. 19



NORTHERN ILLINOIS FOOTBALL HISTORY

HUSKIES IN POSTSEASON ALL-STAR GAMES

ALL-AMERICA BOWL

1977 Ken Moore, TE

AMERICAN BOWL

1969 John Spilis, WR (DNP-inj.)

BLUE-GRAY GAME

1979 Frank Lewandoski, LB

2003 Steve Azar, K
Randee Drew, CB
Joe Novak, Coach
Scott Shafer, Asst. Coach

CAN-AM GAME

1978 Dave Petzke, SE

CHALLENGE BOWL

1963 George Bork, QB
Hugh Rohrschneider, E

CHICAGO TRIBUNE COLLEGE ALL-STAR GAME

1936 Reino Nori, HB

1969 John Spilis, SE

KING ALL-AMERICAN CLASSIC

1990 Brett Tucker, CB (DNP-inj.)

LAS VEGAS ALL-AMERICAN CLASSIC

2004 Randee Drew, CB

EAST-WEST SHRINE GAME

2004 Todd Ghilani, C

2006 Doug Free, OT

2012 Chandler Harnish, QB

HULA BOWL

2004 Steve Azar, K

2005 Joe Novak, Coach
Dan Sheldon WR/PR (DNP-inj.)



Chandler Harnish completed 8-of-14 passes for 52 yards, while rushing for a touchdown in the West's 24-17 win in the 2012 East-West Shrine Game

SENIOR BOWL

1994 LeShon Johnson, TB

2001 Ryan Diem, OT

2004 Michael Turner, TB

2006 Garrett Wolfe, TB

2009 Larry English, DE

THE VILLAGES (TYCO) GRIDIRON CLASSIC

2001 Cameron Saulsby, LB

2002 Darrell Hill, WR

2004 Steve Azar, K

Todd Ghilani, C

Akil Grant, SS

2005 Brian Atkinson, LB

Dan Sheldon WR/PR (DNP-inj.)

NORTH-SOUTH ALL-STAR GAME

2006 Jake Nordin, TE

TEXAS VS. THE NATION ALL-STAR CHALLENGE/ NFLPA COLLEGIATE BOWL

2009 Eddie Adamski, C

2010 Chad Spann, TB

2012 Trevor Olson, OT

Pat Schiller, LB

Scott Wedige, C

2013 Martel Moore, WR



Offensive tackle Ryan Diem represented NIU at the 2001 Senior Bowl, playing on the North squad that included fellow future NFL starters in Jeff Backus, Chad Johnson, Alge Crumpler, Steve Hutchinson, Kareem McKenzie, Kris Jenkins, Kyle Vanden Bosch and Nick Harris

MAC HONORS



In 2008, Larry English became the first defensive player and fourth player all-time to win the Vern Smith Award in consecutive years. The award is given to the MAC MVP as voted on by league coaches.

COACH OF THE YEAR

- 1983 Bill Mallory
- 2002 Joe Novak

VERN SMITH LEADERSHIP AWARD

- 1983 Tim Tyrrell, QB
- 2006 Garrett Wolfe, TB
- 2007 Larry English, DE
- 2008 Larry English, DE
- 2010 Chad Spann, TB
- 2011 Chandler Harnish, QB
- 2012 Jordan Lynch, QB

PLAYER OF THE YEAR

- 1978 Dave Petzke, SE
- 1979 Frank Lewandoski, LB
- 1980 Mike Terna, LB
- 2005 Garrett Wolfe, TB (Columbus TD Club)
- 2010 Chandler Harnish, QB (Columbus TD Club)
- 2012 Jordan Lynch, QB (Columbus TD Club, The Sporting News)

VERN SMITH NOMINEES

- 1982 Max Gill, DT
- 1983 Tim Tyrrell, QB
- 1984 Carl Aikens, SE
- 1985 Scott Kellar, DT
- 1997 Deon Mitchell, SE
- 1998 Deon Mitchell, SE
- 1999 Justin McCareins, FLK
- 2000 Justin McCareins, FLK
- 2001 Chris Finlen, QB
- 2002 Michael Turner, TB
- 2003 Michael Turner, TB
- 2004 Josh Haldi, QB
- 2005 Sam Hurd, WR
- 2006 Garrett Wolfe, TB
- 2007 Larry English, DE
- 2008 Larry English, DE
- 2009 Jake Coffman, DE

- 2010 Chad Spann, TB
- 2011 Chandler Harnish, QB
- 2012 Jordan Lynch, QB

FRESHMAN OF THE YEAR

- 1984 Pete Genatempo, QB
- 1985 Marshall Taylor, QB

OFFENSIVE PLAYER OF THE YEAR

- 2006 Garrett Wolfe, TB
- 2010 Chad Spann, TB
- 2011 Chandler Harnish, QB
- 2012 Jordan Lynch, QB

DEFENSIVE PLAYER OF THE YEAR

- 2008 Larry English, DE

SPECIAL TEAMS PLAYER OF THE YEAR

- 2000 Justin McCareins, FLK
- 2001 Steve Azar, PK
- 2002 Dan Sheldon, WR
- 2003 Steve Azar, PK

MAC SCHOLAR-ATHLETES

- 1974 Jeff Eckmann, DT
- 1975 Gary Hosier, SE
- 1976 Russell Hill, SE
- 1980 Jim Hannula, OT-P
- 1982 Rich Barrent, OG

ALL-CONFERENCE (COACHES)

- 1975 Bob Gregolunas, LB (1st)
Ken Moore, TE (2nd)
- 1976 Frank Lewandoski, LB (2nd)
Don Palochko, OG (2nd)
- 1977 Frank Lewandoski, LB (1st)
Sam Boskovich, DE (2nd)
Allen Ross, RB (2nd)
Jack Wilson, CB (2nd)
- 1978 Randy Clark, C (1st)
Jim Hannula, P (1st)
Dave Petzke, SE (1st)
Scott Crooks, OG (2nd)
Pete Kraker, QB (2nd)
- 1979 Randy Clark, OT (1st)
Steve Claussen, DE (1st)
Frank Lewandoski, LB (1st)
Mark Skowronski, C (2nd)
Allen Ross, RB (2nd)
Jim Hannula, P (2nd)
Mike Pinckney, FL (HM)
- 1980 Dave Petway, SS (1st)
Mike Terna, LB (1st)
Mike Chelovich, OG (2nd)
Max Gill, DT (2nd)
Jim Hannula, OT-P (2nd)
Jim Latanski, TE (2nd)
Mike Pinckney, WR (2nd)
Allen Ross, RB (2nd)
- 1981 Mike Chelovich, OG (1st)
Rich Barrent, OT (2nd)
Bob Morgan, DT (HM)
- 1982 Rich Barrent, OG (1st)
Max Gill, DT (1st)
Brian Glasgow, TE (1st)
Pete Roth, TB (1st)
Scott Bolzan, OT (2nd)
Vince Scott, PK (HM)

- Larry Alleyne, DE (HM)
Todd Van Keppel, P (HM)
- 1983 Scott Bolzan, OT (1st)
Darryl Richardson, TB (1st)
Jeff Sanders, CB (1st)
Vince Scott, PK (1st)
Steve Hirsch, DB (2nd)
Todd Peat, OG (2nd)
Gary Schlinger, DE (2nd)
Tim Tyrrell, QB (2nd)
Todd Van Keppel, P (2nd)
Reggie Sims, TE (HM)
- 1984 Scott Kellar, DT (1st)
Todd Peat, OG (1st)
Todd Van Keppel, P (1st)
Doug Bartlett, NG (2nd)
Lee Hicks, SS (2nd)
Carl Aikens, SE (HM)
- 1985 Doug Bartlett, NG (1st)
Todd Peat, OT (1st)
Scott Kellar, DT (2nd)
Tim Griffin, LB (HM)
Mike Kent, P (HM)
Curt Pardridge, SE (HM)
- 1998 Donnavan Carter, FS (2nd)
Ryan Diem, OT (2nd)
Duane Hawthorne, CB (2nd)
- 1999 Kent Baker, PK (1st)
Ryan Diem, OT (1st)
William Andrews, TB (2nd)
Donnavan Carter, FS (2nd)
Jermaine Hampton, SS (2nd)
Benji Peacock, CB (HM)
McAllister Collins, C (1st)
Ryan Diem, OT (1st)
Thomas Hammock, TB (1st)
Jermaine Hampton, SS (1st)
Justin McCareins, FL (1st)
Larry Williams, LB (1st)
Buster Sampson, FS (2nd)
- 2001 Steve Azar, PK (HM)
Thomas Hammock, TB (1st)
Vince Thompson, CB (1st)
Darrell Hill, FL (2nd)



Tim Tyrrell was NIU's first Vern Smith Award recipient in 1983.

MAC HONORS

2002	Akil Grant, SS (2nd) Tim Vincent, OT (2nd) Larry Williams, LB (HM) Rande Drew, CB (1st) Travis Moore, DE (1st) Vince Thompson, CB (1st) Michael Turner, TB (1st) Tim Vincent, OT (1st) Larry Williams, LB (1st) Brian Atkinson, LB (2nd) Steve Azar, PK (2nd) Nick Duffy, LB (2nd) Matt Dunker, TE (2nd) Todd Ghilani, C (2nd)	2010	Chandler Harnish, QB (1st) Trevor Olson, OT (1st) Sean Progar, DE (1st) Chris Smith, CB (1st) Chad Spann, TB (1st) Scott Wedige, C (1st) Jake Coffman, DE (2nd) Joe Pawlak, OG (2nd) Devon Butler, LB (3rd) Landon Cox (3rd) Tommy Davis, RS (3rd) Alex Kube, LB (3rd) Jason Schepler, TE (3rd)	2000	Mike Stack, FB Ryan Diem, OT Thomas Hammock, TB Joe Busald, DE Matt Dunker, TE P.J. Fleck, SE Lewis Miskowicz, DE Joey Reed, TE Alan Rood, FB Tim Vincent, OT
2003	Brian Atkinson, LB (1st) Steve Azar, PK (1st) Rande Drew, CB (1st) P.J. Fleck, WR (1st) Vinson Reynolds, DE (1st) Michael Turner, TB (1st) Jake VerStraete, OT (1st) Akil Grant, SS (2nd) Nick Duffy, LB (HM) Todd Ghilani, C (HM)	2011	Chandler Harnish, QB (1st) Trevor Olson, OT (1st) Mathew Sims, K (1st) Scott Wedige, C (1st) Perez Ashford, WR (2nd) Jasmin Hopkins, RB (2nd) Sean Progar, DE (2nd) Jimmie Ward, DB (2nd) Nathan Palmer, WR (3rd)	2001	Joe Busald, DE Eric Cheeseman, LB Rande Drew, CB Matt Dunker, TE P.J. Fleck, SE Jason Frank, DE Thomas Hammock, TB Rob Lee, CB Andy Lothson, SE Joey Reed, TE Mike Scaramella, FB Jake VerStraete, OG Tim Vincent, OT
2004	Brad Cieslak, TE (1st) Lionel Hickenbottom, FS (1st) Javan Lee, LB (1st) Travis Moore, DE (1st) Brian Van Acker, C (1st) Jake VerStraete, OT (1st) Garrett Wolfe, TB (1st) Doug Free, OT (2nd) Ben Lueck, OG (2nd) Dan Sheldon, WR (2nd) Chris Nendick, K (HM)	2012	Alan Baxter, DE (1st) Jordan Lynch, QB (1st) Martel Moore, WR (1st) Sean Progar, DE (1st) Jimmie Ward, S (1st) Tyrone Clark, LB (2nd) Tyler Loos, OT (2nd)	2002	Matt Dunker, TE Jason Frank, DE Todd Ghilani, C
2005	Doug Free, OT (1st) Quince Holman, DE (1st) Sam Hurd, WR (1st) Ben Lueck, OG (1st) Ray Smith, SS (1st) Brian Van Acker, C (1st) Garrett Wolfe, TB (1st) Jake Nordin, TE (2nd)	ACADEMIC ALL-MAC/MAC HONOR ROLL		2003	P.J. Fleck, WR Josh Haldi, QB Rob Lee, CB Jake VerStraete, OT
2006	Garrett Wolfe, TB (1st) Doug Free, OT (1st) Larry English, DE (1st) Dustin Utschig, FS (2nd) Chris Nendick, K (HM) Tim McCarthy, LB (HM) Britt Davis, WR (HM)	1973	Mark Collar, SE Jeff Eckmann, DT John Hildebrandt, OG Tom Neubert, OT Jim Tedeschi, LB	2004	Josh Haldi, QB Brad Benson, DT Rob Lee, CB Dan Sheldon, WR-PR Jake VerStraete, OT
2007	Larry English, DE (1st) Justin Anderson (2nd) Jon Brost, OT (3rd)	1974	Bill Tyler, OG Ed Klingberg, MG	2005	Brad Benson, DT Jason Ebenhoch, OG
2008	Larry English, DE (1st) Mike Salerno, K (2nd) Eddie Adamski, C (3rd) Brandon Bice, DE (3rd) Jon Brost, OT (3rd) Tim McCarthy, LB (3rd) Jason Onyebuagu, OL (3rd)	1975	Jerry Golsteyn, QB	2006	Brad Benson, DT Jon Brost, OL Doug Free, OT
2009	Eddie Adamski, C (1st) Jason Onyebuagu, OL (1st) Chad Spann, RB (1st) Brandon Bice, DE (2nd) Jake Coffman, DE (2nd) Me'co Brown, RB (3rd) Tommy Davis, PR (3rd)	1976	Rick Burkhardt, CB	2007	Jon Brost, OT Matt Simon, WR Brandon Bice, DE Justin Stewart, DB
		1977	Jim Jacobson, DT Sam Boskovich, DE Frank Lewandoski, LB Mark Stuart, S Dean Schultz, MG	2008	Jon Brost, OT Chandler Harnish, QB Mike Krause, DL Craig Rusch, DE Matt Simon, WR Brandon Bice, DE Tommy Davis, WR Chandler Harnish, QB
		1978	Paul Hudetz, OG Dave Petway, S Mark Stuart, S	2009	Chandler Harnish, QB Nabal Jefferson, DT Mike Krause, DT Joe Pawlak, OG Jason Schepler, TE Chandler Harnish, QB Nabal Jefferson, DT Ryan Neir, P Keith Otis, OT Joe Pawlak, OG Alan Baxter, DE Nabal Jefferson, NG Ryan Neir, P Jason Schepler, TE Courtney Stephen, S Rob Sterling, FB
		1979	Jim Hannula, P Dave Petway, SS Dave Skowronski, WR	2010	
		1980	Dave Petway, SS Jim Hannula, OT-P	2011	
		1981	Vince Scott, PK Rich Burns, CB	2012	
		1982	Rich Burns, FS		
		1983	Rich Burns, FS		
		1984	Dan Feely, C		
		1985	Steve Kmiec, FS		
		1997	Bill Simpson, NT Patrick Stephen, FS		
		1998	Brian Clark, PK Lewis Miskowicz, DE Patrick Stephen, SS		
		1999	Kent Baker, PK Ryan Diem, OT Lewis Miskowicz, DE Lou Sponsel, FB		



NORTHERN ILLINOIS FOOTBALL HISTORY

MAC PLAYERS OF THE WEEK

1973				1975			
Mark Kellar	FB	vs. Ball State	Oct. 20	Ken Moore	TE	vs. Kent State	Oct. 4
Mark Kellar	FB	vs. Illinois State	Oct. 27	1976			
1977				Frank Lewandoski	LB	vs. Illinois State	Oct. 16
Frank Lewandoski	LB	vs. Wisconsin	Sept. 17	1977			
Allen Ross	RB	vs. Ohio	Nov. 19	Frank Lewandoski	LB	vs. Wisconsin	Sept. 17
1978				Allen Ross	RB	vs. Ohio	Nov. 19
Frank Lewandoski	LB	vs. Western Michigan	Sept. 16	1978			
Mark Stuart	S	vs. Western Illinois	Oct. 14	Frank Lewandoski	LB	vs. Western Michigan	Sept. 16
1979				Mark Stuart	S	vs. Western Illinois	Oct. 14
Frank Lewandoski	LB	vs. Long Beach State	Sept. 29	1979			
John Gibbons	QB	vs. Toledo	Nov. 10	Frank Lewandoski	LB	vs. Long Beach State	Sept. 29
1980				John Gibbons	QB	vs. Toledo	Nov. 10
Max Gill	DT	vs. Long Beach State	Sept. 5	1980			
John Gibbons	QB	vs. Central Michigan	Oct. 18	Max Gill	DT	vs. Long Beach State	Sept. 5
Mike Terna	LB	vs. Kent State	Nov. 1	John Gibbons	QB	vs. Central Michigan	Oct. 18
1982				Mike Terna	LB	vs. Kent State	Nov. 1
Max Gill	DT	vs. Toledo	Sept. 4	1982			
Vince Scott	PK	vs. Ohio	Nov. 6	Max Gill	DT	vs. Toledo	Sept. 4
Russ Graham	LB	vs. Central Michigan	Nov. 20	Vince Scott	PK	vs. Ohio	Nov. 6
1983				Russ Graham	LB	vs. Central Michigan	Nov. 20
Jeff Sanders	CB	vs. Kansas	Sept. 3	1983			
Darryl Richardson	TB	vs. Ball State	Oct. 1	Jeff Sanders	CB	vs. Kansas	Sept. 3
Tim Tyrrell	QB	vs. Western Michigan	Oct. 8	Darryl Richardson	TB	vs. Ball State	Oct. 1
Steve Hirsch	DB	vs. Miami (OH)	Oct. 29	Tim Tyrrell	QB	vs. Western Michigan	Oct. 8
Vince Scott	PK	vs. Toledo	Nov. 12	Steve Hirsch	DB	vs. Miami (OH)	Oct. 29
Darryl Richardson	TB	vs. Ohio	Nov. 19	Vince Scott	PK	vs. Toledo	Nov. 12
1984				Darryl Richardson	TB	vs. Ohio	Nov. 19
Carl Aikens	SE	vs. West Texas State	Sept. 1	1984			
Lee Hicks	SS	vs. Kent State	Sept. 22	Carl Aikens	SE	vs. West Texas State	Sept. 1
Scott Kellar	DT	vs. Central Michigan	Nov. 3	Lee Hicks	SS	vs. Kent State	Sept. 22
1985				Scott Kellar	DT	vs. Central Michigan	Nov. 3
Steve O'Malley	DT	vs. Toledo	Oct. 19	1985			
Benji Peacock	CB	vs. Central Michigan	Oct. 17	Steve O'Malley	DT	vs. Toledo	Oct. 19
1999				Benji Peacock	CB	vs. Central Michigan	Oct. 17
William Andrews	TB	vs. Buffalo	Oct. 2	1999			
Jermaine Hampton	SS	vs. Ball State	Oct. 9	William Andrews	TB	vs. Buffalo	Oct. 2
Justin McCareins	FLK	vs. Central Michigan	Oct. 16	Jermaine Hampton	SS	vs. Ball State	Oct. 9
Benji Peacock	CB	vs. Kent State	Oct. 23	Justin McCareins	FLK	vs. Central Michigan	Oct. 16
2000				Benji Peacock	CB	vs. Kent State	Oct. 23
Demerist Whitfield	CB	vs. Illinois State	Sept. 9	2000			
Buster Sampson	FS	vs. Central Florida	Oct. 7	Demerist Whitfield	CB	vs. Illinois State	Sept. 9
Thomas Hammock	TB	vs. Akron	Oct. 14	Buster Sampson	FS	vs. Central Florida	Oct. 7
Vincent Thompson	CB	vs. Buffalo	Oct. 28	Thomas Hammock	TB	vs. Akron	Oct. 14
Justin McCareins	FLK	vs. Central Michigan	Nov. 18	Vincent Thompson	CB	vs. Buffalo	Oct. 28
Michael Turner	TB	vs. Central Michigan	Nov. 18	Justin McCareins	FLK	vs. Central Michigan	Nov. 18
2001				Michael Turner	TB	vs. Central Michigan	Nov. 18
Steve Azar	PK	vs. South Florida	Aug. 30	2001			
Larry Williams	LB	vs. South Florida	Aug. 30	Steve Azar	PK	vs. South Florida	Aug. 30
Lionel Hickenbottom	FS	vs. Illinois	Sept. 8	Larry Williams	LB	vs. South Florida	Aug. 30
Vince Thompson	CB	vs. Sam Houston State	Sept. 22	Lionel Hickenbottom	FS	vs. Illinois	Sept. 8
Michael Turner	TB	vs. Kent State	Oct. 13	Vince Thompson	CB	vs. Sam Houston State	Sept. 22
Thomas Hammock	TB	vs. Western Michigan	Oct. 20	Michael Turner	TB	vs. Kent State	Oct. 13
Darrell Hill	FLK	vs. Central Michigan	Oct. 27	Thomas Hammock	TB	vs. Western Michigan	Oct. 20
Steve Azar	PK	vs. Eastern Michigan	Nov. 3	Darrell Hill	FLK	vs. Central Michigan	Oct. 27
2002				Steve Azar	PK	vs. Eastern Michigan	Nov. 3
Thomas Hammock	TB	vs. Wake Forest	Aug. 29	2002			
Steve Azar	PK	vs. Wake Forest	Aug. 29	Thomas Hammock	TB	vs. Wake Forest	Aug. 29
Larry Williams	LB	vs. Wisconsin	Sept. 14	Steve Azar	PK	vs. Wake Forest	Aug. 29
Michael Turner	TB	vs. Western Illinois	Sept. 21	Larry Williams	LB	vs. Wisconsin	Sept. 14
Justin Dole	SS	vs. Kent State	Sept. 28	Michael Turner	TB	vs. Western Illinois	Sept. 21
Dan Sheldon	WR	vs. Kent State	Sept. 28	Justin Dole	SS	vs. Kent State	Sept. 28
Randee Drew	CB	vs. Ball State	Oct. 5	Dan Sheldon	WR	vs. Kent State	Sept. 28
Michael Turner	TB	vs. Miami (OH)	Oct. 12	Randee Drew	CB	vs. Ball State	Oct. 5
Kurstien Strothman	LB	vs. Western Michigan	Oct. 26	Michael Turner	TB	vs. Miami (OH)	Oct. 12
Michael Turner	TB	vs. Bowling Green State	Nov. 9	Kurstien Strothman	LB	vs. Western Michigan	Oct. 26
Michael Turner	TB	vs. Eastern Michigan	Nov. 16	Michael Turner	TB	vs. Bowling Green State	Nov. 9
Dan Sheldon	WR	vs. Toledo	Nov. 23	Michael Turner	TB	vs. Eastern Michigan	Nov. 16
2003				Dan Sheldon	WR	vs. Toledo	Nov. 23
Steve Azar	PK	vs. Maryland	Aug. 28	2003			
P.J. Fleck	WR	vs. Maryland	Aug. 28	Steve Azar	PK	vs. Maryland	Aug. 28
Vinson Reynolds	DE	vs. Maryland	Aug. 28	P.J. Fleck	WR	vs. Maryland	Aug. 28
Team (Offense)		vs. Alabama	Sept. 20	Vinson Reynolds	DE	vs. Maryland	Aug. 28
Team (Defense)		vs. Alabama	Sept. 20	Team (Offense)		vs. Alabama	Sept. 20
Team (Special Teams)		vs. Alabama	Sept. 20	Team (Defense)		vs. Alabama	Sept. 20
Michael Turner	TB	vs. Iowa State	Sept. 27	Team (Special Teams)		vs. Alabama	Sept. 20
P.J. Fleck	WR	vs. Ohio	Oct. 4	Michael Turner	TB	vs. Iowa State	Sept. 27
Steve Azar	PK	vs. Central Michigan	Oct. 11	P.J. Fleck	WR	vs. Ohio	Oct. 4
Michael Turner	TB	vs. Central Michigan	Oct. 11	Steve Azar	PK	vs. Central Michigan	Oct. 11
Brian Atkinson	LB	vs. Western Michigan	Oct. 18	Michael Turner	TB	vs. Central Michigan	Oct. 11
Steve Azar	PK	vs. Western Michigan	Oct. 18	Brian Atkinson	LB	vs. Western Michigan	Oct. 18
Lionel Hickenbottom	FS	vs. Ball State	Nov. 1	Steve Azar	PK	vs. Western Michigan	Oct. 18
Steve Azar	PK	vs. Buffalo	Nov. 8	Lionel Hickenbottom	FS	vs. Ball State	Nov. 1
Steve Azar	PK	vs. Eastern Michigan	Nov. 22	Steve Azar	PK	vs. Buffalo	Nov. 8
Michael Turner	TB	vs. Eastern Michigan	Nov. 22	Steve Azar	PK	vs. Eastern Michigan	Nov. 22
2004				Michael Turner	TB	vs. Eastern Michigan	Nov. 22
Ray Smith	SS	vs. Southern Illinois	Sept. 11	2004			
Dan Sheldon	PR	vs. Iowa State	Sept. 18	Ray Smith	SS	vs. Southern Illinois	Sept. 11
Javan Lee	LB	vs. Bowling Green State	Sept. 24	Dan Sheldon	PR	vs. Iowa State	Sept. 18
Chris Nendick	PK	vs. Bowling Green State	Sept. 24	Javan Lee	LB	vs. Bowling Green State	Sept. 24
Garrett Wolfe	TB	vs. Bowling Green State	Sept. 24	Chris Nendick	PK	vs. Bowling Green State	Sept. 24
Chris Nendick	PK	vs. Central Florida	Oct. 9	Garrett Wolfe	TB	vs. Bowling Green State	Sept. 24
Garrett Wolfe	TB	vs. Central Michigan	Oct. 16	Chris Nendick	PK	vs. Central Florida	Oct. 9
Josh Haldi	QB	vs. Western Michigan	Oct. 23	Garrett Wolfe	TB	vs. Central Michigan	Oct. 16
Garrett Wolfe	TB	vs. Ball State	Oct. 30	Josh Haldi	QB	vs. Western Michigan	Oct. 23
Garrett Wolfe	TB	vs. Eastern Michigan	Nov. 20	Garrett Wolfe	TB	vs. Ball State	Oct. 30
2005				Garrett Wolfe	TB	vs. Eastern Michigan	Nov. 20
Garrett Wolfe	TB	vs. Michigan	Sept. 3	2005			
Phil Horvath	QB	vs. Akron	Sept. 24	Garrett Wolfe	TB	vs. Michigan	Sept. 3
Adrian Davis	TB	vs. Kent State	Oct. 22	Phil Horvath	QB	vs. Akron	Sept. 24
Shatone Powers	KR/PR	vs. Kent State	Oct. 22	Adrian Davis	TB	vs. Kent State	Oct. 22
Sam Hurd	WR	vs. Central Michigan	Nov. 5	Shatone Powers	KR/PR	vs. Kent State	Oct. 22
Dustin Utschig	FS	vs. Toledo	Nov. 16	Sam Hurd	WR	vs. Central Michigan	Nov. 5
Garrett Wolfe	TB	vs. Toledo	Nov. 16	Dustin Utschig	FS	vs. Toledo	Nov. 16
Garrett Wolfe	TB	vs. Western Michigan	Nov. 23	Garrett Wolfe	TB	vs. Toledo	Nov. 16
2006				Garrett Wolfe	TB	vs. Western Michigan	Nov. 23
Garrett Wolfe	TB	vs. Ohio State	Sept. 2	2006			
Garrett Wolfe	TB	vs. Buffalo	Sept. 16	Garrett Wolfe	TB	vs. Ohio State	Sept. 2
Chris Nendick	K	vs. Indiana State	Sept. 23	Garrett Wolfe	TB	vs. Buffalo	Sept. 16
Garrett Wolfe	TB	vs. Ball State	Sept. 30	Chris Nendick	K	vs. Indiana State	Sept. 23
Tim McCarthy	LB	vs. Ball State	Sept. 30	Garrett Wolfe	TB	vs. Ball State	Sept. 30
Garrett Wolfe	TB	vs. Miami	Oct. 8	Tim McCarthy	LB	vs. Ball State	Sept. 30
Chris Nendick	K	vs. Temple	Oct. 21	Garrett Wolfe	TB	vs. Miami	Oct. 8
Garrett Wolfe	TB	vs. Central Michigan	Nov. 17	Chris Nendick	K	vs. Temple	Oct. 21
2007				Garrett Wolfe	TB	vs. Central Michigan	Nov. 17
Garrett Wolfe	TB	vs. Central Michigan	Nov. 17	2007			



NORTHERN ILLINOIS FOOTBALL HISTORY

MAC PLAYERS OF THE WEEK

2007			
Larry English	DE	vs. Idaho	Sept. 22
Brandon Bice	DE	vs. Kent State	Nov. 10
Andy Dittbenner	P	vs. Ball State	Nov. 24
2008			
Chandler Harnish	QB	vs. Minnesota	Sept. 1
Andy Dittbenner	P	vs. Eastern Michigan	Sept. 29
Larry English	DE	vs. Tennessee	Oct. 6
Alex Kube	LB	vs. Toledo	Oct. 20
Craig Rusch	DT	vs. Bowling Green	Oct. 27
Mike Salerno	K	vs. Bowling Green	Oct. 27
Larry English	DE	vs. Kent State	Nov. 24
Chandler Harnish	QB	vs. Kent State	Nov. 24
2009			
Me'co Brown	RB	vs. Purdue	Sept. 19
Jake Coffman	DE	vs. Western Michigan	Oct. 3
Brandon Bice	DE	vs. Toledo	Oct. 17
Chad Spann	RB	vs. Akron	Oct. 31
Mike Salerno	K	vs. Akron	Oct. 31
Chad Spann	RB	vs. Eastern Michigan	Nov. 7
Cory Hanson	LB	vs. Eastern Michigan	Nov. 7
Jake Coffman	DE	vs. Ohio	Nov. 21
2010			
Josh Wilber	P	vs. Illinois	Sept. 18
Chad Spann	RB	vs. Minnesota	Sept. 25
Jimmie Ward	Spec	vs. Minnesota	Sept. 25
Chandler Harnish	QB	vs. Akron	Oct. 2
Chandler Harnish	QB	vs. Temple	Oct. 9
Jimmie Ward	Spec	vs. Buffalo	Oct. 16
Tyrone Clark	LB	vs. Central Michigan	Oct. 23
Jake Coffman	DE	vs. Western Michigan	Oct. 30
Chandler Harnish	QB	vs. Toledo	Nov. 9
Jordan Delegal	Spec	vs. Ball State	Nov. 20
Jake Coffman	DE	vs. Eastern Michigan	Nov. 26
2011			
Chandler Harnish	QB	vs. Army	Sept. 3
Ron Newcomb	DT	vs. Kent State	Oct. 8
Chandler Harnish	QB	vs. Western Michigan	Oct. 15
Chandler Harnish	QB	vs. Toledo	Nov. 1
Tommylee Lewis	KOR	vs. Toledo	Nov. 1
Chandler Harnish	QB	vs. Ball State	Nov. 15
Sean Progar	DE	vs. Eastern Michigan	Nov. 25
2012			
Sean Progar	DE	vs. Iowa	Sept. 1
Jimmie Ward	S	vs. UT Martin	Sept. 8
Jordan Lynch	QB	vs. Army	Sept. 15
Jordan Lynch	QB	vs. Kansas	Sept. 22
Mathew Sims	K	vs. Central Michigan	Sept. 29
Jordan Lynch	QB	vs. Ball State	Oct. 6
Marlon Moore	CB	vs. Buffalo	Oct. 13
Sean Progar	DE	vs. Western Michigan	Oct. 27
Mathew Sims	K	vs. Western Michigan	Oct. 27
Ken Bishop	DT	vs. Massachusetts	Nov. 3
Jordan Lynch	QB	vs. Toledo	Nov. 14
Tommylee Lewis	KOR	vs. Eastern Michigan	Nov. 23

HUSKIES IN THE POLLS

DATE	AP	USA TODAY COACHES	BCS
2012			
Final	22 (227)	156 (24)	
Week 15 (Dec. 2)	16 (534)	16 (495)	15
Week 14 (Nov. 25)	19 (349)	18 (377)	21
Week 13 (Nov. 18)	24 (144)	23 (149)	
Week 12 (Nov. 11)	27 (77)	26 (105)	
Week 11 (Nov. 4)	26 (64)	26 (88)	
Week 10 (Oct. 28)	32 (12)	29 (39)	
Week 9 (Oct. 21)	T37 (5)	35 (14)	
Week 8 (Oct. 14)	—	T36 (2)	
Preseason	T41 (1)	46 (2)	
2011			
Final	28 (33)	26 (36)	
Week 15 (Dec. 4)	30 (7)	26 (14)	
Week 14 (Nov. 27)	36 (1)	30 (19)	
Week 13 (Nov. 20)	—	T31 (10)	
Week 12 (Nov. 13)	—	T36 (2)	
Week 3 through Week 11	—	—	
Week 2	T44 (5)	T38 (13)	
Preseason	T41 (4)	T44 (4)	
2010			
Final	29 (47)	26 (82)	
Week 15 (Dec. 5)	31 (7)	28 (13)	
Week 14 (Nov. 28)	24 (130)	23 (130)	25
Week 13 (Nov. 21)	26 (72)	26 (67)	
Week 12 (Nov. 14)	29 (37)	29 (30)	
Week 11 (Nov. 7)	34 (9)	T34 (8)	
Week 10 (Oct. 31)	38 (1)	36 (2)	
Week 9 (Oct. 24)	T37 (1)	T39 (1)	
Week 2 through Week 8	—	—	
Preseason	—	T49 (1)	
2004			
Week 12 (Nov. 7)	—	22 (205)	
Week 11 (Oct. 31)	—	24 (110)	
2003			
Week 12 (Nov. 9)	21	21 (298)	
Week 11 (Nov. 2)	23	23 (211)	
Week 10 (Oct. 26)	21	22 (174)	
Week 9 (Oct. 19)	12	14 (760)	
Week 8 (Oct. 12)	12	16 (694)	
Week 7 (Oct. 5)	16	18 (438)	
Week 6 (Sept. 28)	17	20 (413)	25
Week 5 (Sept. 21)	20	22 (238)	

Number of points in parentheses.



PAST CONFERENCE HONORS

LITTLE 19 CONFERENCE

(1928-46)

PLAYER OF THE YEAR

1935 Reino Nori, HB
1938 Tego Larsen, G
1946 Duane Cunz, G

FIRST TEAM ALL-CONFERENCE

1929 Jack Mustapha, QB
1931 John Pace, E
1932 Reino Nori, HB
1934 Leonard Skoglund, E
1935 Reino Nori, HB
Bill Howard, T
1936 Tego Larsen, E
Chet Davis, QB
1937 Lou DeRango, G
1938 Howard Fletcher, T
Tego Larsen, G
Frank Stegman, G
John Young, E
Ollie Krahenbuhl, FB
1939 Ed Behan, E
Howard Fletcher, T
John Young, E
Frank Stegman, T
Ollie Krahenbuhl, FB
1941 Toimi Jarvi, HB
1944 Ray Schuett, E
Al Riippi, T
Warren Jenks, G
Howard Boudreau, QB
Elmer Piatt, HB
1945 Larry Brink, E
Dick Piatt, HB
Al Hodous, G
1946 Larry Brink, E
Ed Mascal, T
Duane Cunz, G
Ed Arquilla, G
Harry Henigan, FB

ILLINOIS INTERCOLLEGIATE ATHLETICS CONFERENCE

(1947-65)

PLAYER OF THE YEAR

1951 Bob Heimerdinger, QB
1959 Lew Flinn, QB
1962 George Bork, QB
1963 George Bork, QB
1964 Jack Dean, HB
1965 Ron Christian, QB

FIRST TEAM ALL-CONFERENCE

1947 Larry Brink, E
Warren Reitzel, G
Bill Minnihan, C
Don Fortunato, QB
1949 Bob Heimerdinger, QB
Bob Fowlie, C

1950 Bob Heimerdinger, QB
Ernie Wickstrom, HB
Fran Cahill, E
1951 Bob Heimerdinger, QB
Fran Cahill, E
Julius Brasini, E
Tony Biondi, T
Steve Mash, T
Leo Schmidt, LB
Dan Mojica, HB
1957 Alex Gulotta, G
1959 Lew Flinn, QB
Al Eck, E
Wayne Dannehl, C
Dale Berman, T
Bob Soltis, HB
Joe Plaskas, FB
1960 Al Eck, E
Marv Baker, T
Bob Moloney, G
Bob Soltis, HB
Derril Corbett, LB
1961 Tom Beck, QB
Bob Moloney, G
Rich Bader, E
1962 George Bork, QB
Mike Henigan, LB
Lynn McCann, T
Hugh Rohrschneider, E
Ernie Thompson, DHB
1963 Hugh Rohrschneider, E
Gary Stearns, E
Dave Mulderink, T
Roger Smith, G
Bob Evans, C
George Bork, QB
Jack Dean, HB
Lynn McCann, DE
Dave Herstedt, DT
Tom Walz, MG
Mike Henigan, LB
1964 Jack Dean, HB-QB
Roger Stark, T
Dennis Harrison, G
Terry Henigan, C
Lynn McCann, DE
Dave Herstedt, DT
Ed Janoski, LB
John Haar, LB
Bob Stark, E
1965 Joe Bertone, T
Ron Christian, QB
Arny Vesely, HB
Terry Henigan, LB
Bill Kessler, CB
Dan Meyer, HB-DHB
Lowell Burgess, G

BIG WEST CONFERENCE

(1993-95)

PLAYER OF THE YEAR

1993 LeShon Johnson, TB (Offense)

ALL-CONFERENCE

1993 LeShon Johnson, TB (1st)
Tim O'Brien, OG (2nd)
Derek Sholdice, OT (2nd)
Steve Wild, OLB (2nd)
Sam Denson, SS (HM)
Steve Rodgers, SE (HM)
1994 Brian Grimes, TB (2nd)
Mitch Jacoby, TE (2nd)
Gerald Nickelberry, ILB (2nd)
Chris O'Neal, C (2nd)
C.J. Rose, DE (2nd)
Derek Sholdice, OT (2nd)
Mike Sutherland, OG (2nd)
Hollis Thomas, NG (2nd)
Mandel Hester, ILB (HM)
1995 Charles Talley, TB (1st)
Hollis Thomas, NG (1st)
C.J. Rose, DE (2nd)
Derek Sholdice, OT (2nd)
Mike Sutherland, C (2nd)
Duane Arrindell, OG (HM)

ACADEMIC ALL-CONFERENCE

1993 Brian Steger, PK (1st)
Steve Wild, OLB (1st)

PLAYER OF THE WEEK

1993 LeShon Johnson, TB
vs. Arkansas State (Sept. 18)
Scott Crabtree, QB,
vs. Nevada (Sept. 25)
Steve Wild, OLB,
vs. Nevada (Sept. 25)
LeShon Johnson, TB,
vs. Southern Illinois (Oct. 2)
LeShon Johnson, TB,
vs. Iowa (Nov. 6)
1994 C.J. Rose, DE,
vs. New Mexico State (Oct. 8)
Gerald Nickelberry, ILB,
vs. Arkansas (Nov. 12)
1995 Todd Garifo, FS,
vs. San Jose State (Sept. 16)
Brandon Willis, SE,
vs. San Jose State (Sept. 16)

INDEPENDENT

(1996)

ALL-NATIONAL INDEPENDENT

1996 Mandel Hester, LB (1st)
Deon Mitchell, SE (2nd)
Charles Talley, TB (2nd)
Mitch Jacoby, TE (3rd)



NIU PLAYER AWARDS

NIU MVPs (1950-2012)

Chosen by the Huskie Coaching Staff

1950	Ernie Wickstrom, HB
1951	Bob Heimerdinger, QB
1952	Jim McKinzie, E
1953	Wes Luedeking, HB
1954	Ralph Krupke, C
1955	Donald Davis, HB
1956	Tom Skubich, HB
1957	Alex Gulotta, G
1958	Dale Berman, T
1959	Lew Flinn, QB
1960	Bob Soltis, HB
1961	Tom Beck, QB
1962	George Bork, QB
1963	George Bork, QB
1964	Jack Dean, HB-QB
1965	Bob Stark, E
1966	Dan Meyer, DHB
1967	Jim Hering, DE
1968	John Spilis, SE
	Jim Faggetti, LB
1969	Steve Parker, QB
	Jim Patterson, LB
1970	Dave Weisendanger, OT
	Dan DeVito, DHB
1971	Mark Kellar, FB
	Larry Clark, LB
1972	Mark Kellar, FB
	Larry Clark, LB
1973	Mark Kellar, FB
	Jeff Eckmann, DT
1974	Tim Peters, C
	Tom Plesha, S
1975	Jerry Golsteyn, QB
	Bob Gregolunas, LB
1976	Don Palochko, OG
	Vince Smith, RB
	Tim Dacy, DE
1977	Dave Petzke, SE
	Frank Lewandoski, LB
1978	Pete Kraker, QB
	Dave Petzke, SE
	Mark Stuart, FS
1979	Frank Lewandoski, LB
	Mike Pinckney, SB

1980	Jim Latanski, TE
1981	Larry Alleyne, LB
1982	Max Gill, DT
1983	Tim Tyrrell, QB
1984	Scott Kellar, DT
	Pete Roth, TB-FB
1985	Tim Griffin, LB
1986	Todd Peat, OG
1987	Ted Karamanos, OG
1988	Mike Hollingshed, OLB
	Bob Montel, OG
	Marshall Taylor, QB
1989	Ron Delisi, ILB
1990	None selected
1991	None selected
1992	None selected
1993	None selected
1994	None selected
1995	None selected
1996	Mandel Hester, LB
	Mitch Jacoby, TE
	Charles Talley, TB
1997	Deon Mitchell, SE
	Steve Smith, LB
1998	Duane Hawthorne, CB
	Deon Mitchell, SE
1999	William Andrews, TB
	Donnavan Carter, FS
2000	Justin McCareins, FLK
	Buster Sampson, FS
2001	Darrell Hill, FLK
	Nick Duffy, LB
2002	Michael Turner, TB
	Larry Williams, LB
2003	Michael Turner, TB
	Vinson Reynolds, DE
2004	Garrett Wolfe, TB
	Brian Atkinson, LB
2005	Garrett Wolfe, TB
2006	Garrett Wolfe, TB
2007	Justin Anderson, TB
	Larry English, DE
2008	Larry English, DE
2009	Chad Spann, RB
2009	Jake Coffman, DE
2010	Chandler Harnish, QB
2011	Chandler Harnish, QB
2012	Jordan Lynch, QB

JAWAN JACKSON AWARD (2002-12)

Given in memory of Jawan Jackson, a Huskie walk-on who died during winter conditioning drills, and presented to a walk-on or former walk-on who makes the greatest impact.

2002	Travis Moore, DE
2003	Randee Drew, DB
2004	Brad Cieslak, TE
2005	Martin Wilson, DT
2006	Keenan Blalark, LB
2007	Alex Krutsch, DT
2008	Willie Clark, WR
2009	Jake Coffman, DE
2010	Jack Marks, TE
2011	Pat McAvoy, FB
2012	Rob Sterling, FB




Current NIU graduate assistant and former Huskie fullback Pat McAvoy won the 2012 Jawan Jackson Award.

FRAN CAHILL AWARD (2002-12)



Awarded in memory of Fran Cahill, the "first great receiver" in NIU history, this award is selected by the "Friends of Fran", a group including former Huskie Bob Heimerdinger and members of the Cahill family. The group selects the top receiver who exemplifies Fran Cahill's attitude, approach and level of excellence.

2002	P.J. Fleck, WR
2003	P.J. Fleck, WR
2004	Dan Sheldon, WR
2005	Sam Hurd, WR
2006	Jake Nordin, TE
2007	Matt Simon, WR
2008	Matt Simon, WR
2009	Landon Cox, WR
2010	Landon Cox, WR
2011	Willie Clark, WR
2012	Perez Ashford, WR



Mark Kellar (left) and Garrett Wolfe (right) are the only three-time team MVP award recipients.



NORTHERN ILLINOIS FOOTBALL HISTORY

ALL-TIME LETTERWINNERS

A

Abbinanti, Bob.....	1975.....	LB
Abel, Jason.....	1986.....	TE
Aceto, Joe.....	1953-54.....	HB
Acevedo, Chris.....	2006-07.....	OG
Acker, George.....	1949-51.....	G
Ackert, J. Edward.....	1899, 1901-02.....	T-G
Adams, Dan.....	1971-73.....	LB
Adams, Jack.....	1952.....	DB
Adams, Mike.....	1991-94.....	NG
Adamski, Eddie.....	2006-09.....	C
Adee, William.....	1926.....	T
Adler, Lou.....	1956-57.....	Mgr.
Adonis, Evans.....	2006-08.....	WR
Aikens, Carl.....	1981, 83-84.....	SE
Ainsworth, Jeff.....	1970-71.....	OT
Akis, Rodney.....	1987-89.....	DT
Alberts, John.....	1952-53.....	DL
Alexander, Terrell.....	1955-97.....	LB
Allen, James.....	1973.....	Mgr.
Allen, James.....	1995.....	CB
Allen, Josh.....	2005-08.....	LB
Allen, Roy.....	1935-38.....	E
Allen, Terrell.....	1952.....	HB
Alles, George.....	1974-75.....	DE
Alleyne, Larry.....	1979-82.....	DE-LB
Allgood, Sean.....	1991-94.....	FLK
Alms, Leonard.....	1940, 45.....	T
Altendorfer, Vernon.....	1925-26.....	G
Alvarado, Ron.....	1969-70.....	Mgr.
Amoo, Perry.....	1995-98.....	SS-LB
Anderson, Aaron.....	2001-02.....	TE
Anderson, Allen.....	1978-79.....	CB
Anderson, Bill.....	1910-12.....	HB
Anderson, John.....	1944.....	C
Anderson, Justin.....	2006-09.....	TB
Anderson, Larry.....	1968.....	Mgr.
Anderson, S.....	1922.....	T
Anderson, Zach.....	2010, 2012.....	DL
Andres, Jerry.....	1961-64.....	FB
Andress, T.....	1926.....	
Andrews, Torrence.....	1998-99.....	CB
Andrews, William.....	1998-99.....	TB
Anteau, Rick.....	1995.....	FB
Anthenat, Sam.....	2003.....	Mgr.
Anthony, George.....	1991-94.....	FB
Antione, Andy.....	1995.....	CB
Antonacci, Anthony.....	2006-08.....	DE
Appell, Mike.....	1987.....	ILB
Arbuckle, Phil.....	1901-02.....	E
Archie, Mike.....	2000-02.....	SE
Armato, Alex.....	1978-80.....	RB
Arquilla, Ed.....	1941-42, 46.....	G
Arrindell, Duane.....	1993-95.....	DE-OG
Ashbrook, Russ.....	1935.....	C
Ashford, Perez.....	2009-12.....	WR
Athans, Luke.....	2005.....	LB
Atkinson, Brian.....	2001-04.....	LB
Azar, Steve.....	2000-03.....	PK

B

Bader, Rich.....	1960-62.....	E
Baker, Dan.....	1955.....	HB
Baker, Kent.....	1996-99.....	P-PK
Baker, Marv.....	1958-61.....	T
Baker, William.....	1911-12.....	T
Balas, Andrew.....	1932-33.....	HB
Ball, Andy.....	1979-82.....	SE
Ball, Lester.....	1923.....	HB
Ball, Pete.....	1923-24.....	HB
Ball, Tom.....	1975-76.....	DT-C
Ballard, William.....	1984-87.....	S-LB
Banak, Mark.....	1987, 89-91.....	Mgr.
Banks, Jason.....	2001-02.....	DT
Barber, Jack.....	1936.....	FB
Barker, Brandon.....	1994-95.....	QB
Barksdale, Greg.....	2010.....	LB
Barnes, Garrett.....	2009-10.....	SS
Barnes, Stephanie.....	2001.....	Mgr.
Barnicle, Jerry.....	1977.....	LB
Barradell, A. E.....	1902-03.....	HB
Barrent, Rich.....	1979-82.....	OT-OG

Bartlett, Doug.....	1983-86.....	NG-DT
Bartol, Jerry.....	1993-95.....	TE
Barton, Henry.....	1911, 15.....	QB
Basile, Bruce.....	1971-73.....	R
Bass, Jamaal.....	2011-12.....	LB
Bassett, Dallas.....	2004.....	LB
Bastable, Tom.....	1969-70.....	SE
Bates, Rae.....	1915-16.....	E
Batina, Mike.....	1968-70.....	C
Battaglia, Matt.....	2010-11.....	OG
Battas, Scott.....	2001.....	SE
Bauer, Ed.....	1951-53, 55.....	HB
Bauer, Leland.....	1940.....	HB
Bauman, Don.....	1949.....	E
Baumann, Russ.....	1940-42, 46.....	T-E
Baumgaertel, Tom.....	1965-67.....	DB
Baxter, Darrellton.....	1981.....	NG
Baxter, Alan.....	2009-12.....	DE
Bean, Leslie.....	1916.....	T
Beal, Brandon.....	2005-08.....	TE
Beasley, Larry.....	1968.....	HB
Beattie, Rachel.....	1995.....	Mgr.
Beck, Charles.....	1909.....	QB
Beck, Tom.....	1959-61.....	QB-HB
Beckman, Walt.....	1950-51.....	C
Beckner, Bryan.....	2007, 09.....	TE
Behan, Ed.....	1938-41.....	E
Behrends, Charles.....	1945.....	T
Bell, Cameron.....	2010-11.....	TB
Belmontez, Mike.....	1996-98.....	OT
Belz, Gene.....	1983-86.....	LB-NG
Belza, Kenneth.....	1944.....	Mgr.
Bender, Lloyd.....	1909-10.....	T-FB
Benion, Ernie.....	1973-74.....	LB
Benson, Brad.....	2003-06.....	FB-NG
Benz, Ere.....	2005.....	DE
Berg, George.....	1926-27.....	HB
Berg, Howard.....	1958-60.....	E
Berman, Dale.....	1958-59.....	T
Bertone, Joe.....	1964-66.....	OT
Best, Paul.....	1920-21.....	T
Bethel, Ben.....	1960-61.....	HB
Bex, Todd.....	1982-84.....	OT-NG
Bice, Brandon.....	2007-09.....	DE
Biddick, Dan.....	1953-56.....	E
Bieber, Frank.....	1950-51.....	G
Bierman, Dave.....	1981, 83.....	OT
Biondi, Luke.....	2006.....	ST
Biondi, Matt.....	2005.....	OG
Biondi, Tony.....	1950-53.....	T
Bishop, Ken.....	2012.....	DT
Black, Bill.....	1967-68.....	FLK
Blagden, Charles.....	1916.....	HB
Blair, Paul.....	1937-39.....	T
Blake, Chris.....	1971-73.....	CB
Blake, Cory.....	1989, 91-92.....	TE-LB
Blalark, Keenan.....	2005-06.....	LB
Blasch, Donald.....	1936.....	C
Bledsoe, Kandas.....	1999.....	SE
Block, Sievert.....	1943.....	FB
Bloodsaw, Glen.....	1996-98.....	LB-DE
Bloom, Dan.....	1951.....	HB



Doug Bartlett, 1983-86

Bloom, Tom.....	1962-63.....	Mgr.
Bloomington, Paul.....	1913.....	G
Boenzi, Frank.....	2011.....	DT
Bolding, Darnell.....	2009-10.....	DE
Bolen, Bob.....	1957.....	T
Bolerjack, Thurman.....	1958.....	Mgr.
Bolzani, Scott.....	1980-83.....	OT
Bonati, Fred.....	1964.....	G
Bonin, James.....	1970.....	Mgr.
Booker, Abe.....	1959-60.....	E
Booth, Kent.....	1995-97.....	OG
Borczak, Bob.....	1976, 78.....	LB-TE
Bork, George.....	1960-63.....	QB
Boskovich, Sam.....	1976-78.....	DE
Boston, Bill.....	1967-69.....	HB-S
Boudreau, Chuck.....	1955.....	QB
Boudreau, Howard.....	1944.....	QB
Bowen, Orlando.....	1994, 96-98.....	LB-DE
Bower, Ed.....	1926-27.....	C
Bowers, Giorgio.....	2012.....	TB
Bowman, Darren.....	1986.....	DT
Boyle, Dan.....	1948-49.....	C
Boyle, James.....	1934.....	HB
Brandford, Emery.....	1976.....	OT
Brashears, James.....	1911-12.....	G
Brasini, Julius.....	1948-51.....	E
Braun, Ralph.....	1925.....	E
Bray, Bruce.....	1967-69.....	HB
Brejda, Stan.....	1961.....	E
Brescacin, Juwan.....	2012.....	WR
Bridges, Ricky.....	1979-82.....	QB
Brigham, Bob.....	1947-49.....	FB
Brink, Larry.....	1945-47.....	E
Brinlee, Jacob.....	2012.....	WR
Bristow, Sidney.....	1920.....	C
Brocker, Rich.....	1979-80.....	FS
Broderick, Dave.....	1963-64.....	FB
Broderick, John.....	1961-62.....	DE
Brodhay, Ron.....	1952.....	DB
Bronswick, Sam.....	1947-49.....	T
Brooks, Otha.....	1992-95.....	SE
Brost, Jon.....	2005-08.....	OT
Brothers, Clark.....	1908.....	E
Broughton, Bob.....	1929.....	HB
Brouillette, Gene.....	1955.....	HB
Browman, Ludvig.....	1922-23.....	T
Brown, Charles.....	1946.....	C-T
Brown, Da'Ron.....	2011-12.....	WR
Brown, Derrick.....	1954.....	T
Brown, Glenn.....	1995.....	DE
Brown, Lester.....	1930-32.....	HB-FB
Brown, Me'co.....	2008-09.....	RB
Brown, Phil.....	2005, 07-09.....	LB
Brown, Ryan.....	2011-12.....	OT
Browne.....	1925.....	E
Brucker, Mike.....	1990-92.....	Mgr.
Brune, Bill.....	1997-98.....	FS
Bryant, David.....	2006-09.....	S
Bryant, Greg.....	1993-94.....	DE
Bryant, Ivory.....	1997-99.....	TB
Bryant, Patrick.....	1986-89.....	CB-OLB
Bucaro, Phil.....	1987-89.....	DE-DT
Buchanan, Darin.....	1988-89, 91.....	DT-OL
Budrich, Bob.....	1957.....	T
Bullock, Chad.....	1988-90.....	OT
Burgess, Lowell.....	1964-66.....	OG
Burkhart, Rick.....	1975-77.....	CB
Burnett, Phil.....	1987.....	C
Burns, Rich.....	1980-83.....	FS
Busald, Joe.....	1999-2001.....	DE
Busching, Al.....	1949-50.....	HB
Butler, Devon.....	2009-10.....	LB
Byrne, Tim.....	1954.....	QB

C

Cahill, Fran.....	1948-51.....	E
Cahill, Tom.....	1977-80.....	DT-OG
Cain, John.....	1944.....	E
Caldwell, Jim.....	1956-57.....	E
Caliendo, Cary.....	1987-90.....	DE
Calkins, Richard.....	1962-64.....	C-OT
Callan, Larry.....	1948-49.....	C
Callaway, Ezra.....	1904.....	E
Calmese, Norm.....	1973-74.....	CB

Camacho, Abie.....	1996.....	NG
Campbell, Joseph.....	1922.....	G
Cann.....	1925.....	HB
Cannon, Clarence.....	1916, 20-21.....	HB
Cannon, William.....	1899.....	E
Capes, Brad.....	1989-92.....	DE-OT
Caringella, Scott.....	1994.....	CB
Carlson, Mark.....	1972-73.....	QB
Carpenter, Bob.....	1967-69.....	QB
Carr, Dennis.....	1965.....	OG
Carter, Chase.....	2007-08.....	DB
Carter, Donnavan.....	1997-99.....	SS-FS
Carter, Jarret.....	2004-06.....	WR
Cary, Lee.....	1965-67.....	OG
Casey, David.....	1961, 63-64.....	E
Cash, Bruce.....	1956.....	Mgr.
Cassidy, Kevin.....	1987-90.....	FS
Cassidy, Kurt.....	1987-90.....	SE
Castelein, Clair.....	1974-76.....	DB
Cetina, Bob.....	1974.....	DE
Chapman, Gary.....	1982-83.....	FLK
Chappelle, Jr.....	1923-24.....	E-G
Chase.....	1916.....	G
Cheeseman, Eric.....	2001.....	LB
Cheli, Joseph.....	1926.....	C
Chelovich, Mike.....	1978-81.....	OG
Christensen, Clarence.....	1928.....	FB
Christian, Eric.....	1974-76.....	CB
Christian, Ron.....	1963-65.....	QB
Christian, Steve.....	1988-91.....	FS-OLB
Ciesla, Dick.....	1969-70.....	OT
Cieslak, Brad.....	2002-04.....	TE
Cklamowski, Michael.....	2010.....	K
Clancy, Mark.....	1987-90.....	SE
Clanton, Montell.....	2005-06, 08.....	TB
Clark, Brian.....	1995-98.....	PK
Clark, Don.....	1938.....	E
Clark, Issac.....	1910.....	T
Clark, John.....	1933-35.....	E
Clark, Larry.....	1970-72.....	LB
Clark, Randy.....	1977-79.....	C-OT
Clark, Tyrone.....	2009-10, 12.....	LB
Clark, Willie.....	2008-11.....	WR
Clarkson, Matt.....	1990-93.....	DE-OG
Clasey, Tyler.....	2007-09.....	WR
Clausen, Steve.....	1976-79.....	TE-DE
Clemans, Terry.....	1984-85.....	OT
Clemen Trent.....	1998-2001.....	LB-DE
Clemens, Greg.....	2000.....	OG
Cockrum, Matt.....	1997-99.....	OG
Coffey, Bob.....	1955.....	T
Coffey, Donald.....	1920.....	E-HB
Coffey, Pat.....	1974-76.....	CB-S
Coffman, Jake.....	2007-10.....	DE
Cohorst, Carl.....	1981.....	DE
Cokinis, Doug.....	1986.....	DT
Cole, David.....	1908-11.....	G-T
Coleman, Adam.....	2008-10.....	DT
Coleman, Dan.....	1995.....	Mgr.
Coleman, Leo.....	1974-75.....	LB
Collar, Mark.....	1973-74.....	SE
Colletti, Doug.....	1978-81.....	Mgr.
Collins, McAllister.....	1997-2000.....	DT-OL
Combs, John.....	1970.....	P-PK
Conahan, Leo.....	1922, 24.....	T
Concialdi, Frank.....	1941.....	C
Concidence, Gerald.....	1935.....	T
Concidence, Wes.....	1924-27.....	E
Condos, Gus.....	1944.....	Mgr.
Cone, Everett.....	1924-26.....	HB-QB
Conlon, Aidan.....	2012.....	OG
Connor, Steve.....	1979-80.....	MG-DT
Connors, Ricky.....	2012.....	FB
Considine, Rick.....	1981-83.....	FS
Conway, Amanda.....	2005-08.....	Mgr.
Coogan, Bill.....	1966-67.....	FB
Cook, Bobby.....	1942, 46-47.....	HB
Cook, Harold.....	1936.....	Mgr.
Cook, Steve.....	1971-72.....	Mgr.
Cook, Wayne.....	1943.....	HB
Cooksey, Leonard.....	2002-03.....	DT
Cooper, Elzie.....	1934-35.....	FB
Corbett, Derril.....	1956, 58-60.....	OG-LB
Corbett, Quin.....	1992.....	P



NORTHERN ILLINOIS FOOTBALL HISTORY

ALL-TIME LETTERWINNERS

Corey, Ron.....	1956.....	HB
Cornell, Edward.....	1899.....	T
Cornell, Noah.....	1901-02.....	G
Cornell, William.....	1905-06.....	T
Cotter, Dick.....	1969.....	ILB
Cotton, Brian.....	1990-93.....	FB-OLB
Cotton, Michael.....	2012.....	LB
Couch, Charles.....	1934-36.....	T
Coulom, Don.....	1954-55.....	QB
Court, Arthur.....	1931-33.....	C
Cox, Landon.....	2007-10.....	WR
Crabtree, Scott.....	1992-93.....	QB
Cramer, Carl.....	1910, 13-15.....	C
Crider, Ricky.....	2007-10.....	TB
Croegaert, Jared.....	1993-95.....	Mgr.
Crooke, Tom.....	1939.....	T
Crooks, Scott.....	1977-78.....	OG
Cross, Billy.....	1999, 2001-02.....	Mgr.
Cross, Kendrick.....	1985-86.....	SE
Crowley, Bob.....	1956.....	C
Cruikshank, Jason.....	2007-08.....	LB
Crump, Tom.....	1981.....	DE
Cudden, David.....	1963-64.....	QB-Mgr.
Cunningham, Reed.....	2007-09.....	TE
Cunz, Duane.....	1941, 46.....	G
Curtin, Jim.....	1978.....	DT
Curtis.....	1922.....	HB
Cvengros, Andy.....	1977.....	DE
Czocher, Jim.....	1967-69.....	C

D

Dach, Adam.....	1988-91.....	FB-TB
Dacy, Tim.....	1974-76.....	DE
Daglas, George.....	2004-05.....	C
Dahill, Kevin.....	1985-86.....	Mgr.
Dahlfors, Tom.....	1963.....	Mgr.
Daniels, Akem.....	2010-12.....	RB
Daniels, Kiaree.....	2008-10.....	CB
Dannehl, Wayne.....	1957-59.....	QB-C
Dantzler, T. C.....	1991.....	TB
Daub, Floyd.....	1945.....	HB
Davenport, Glen.....	1938-39.....	E
Davis, Adrian.....	2002, 04-05.....	TB
Davis, Antonio.....	1985-87.....	FB-HB
Davis, Bob.....	1949-50.....	C
Davis, Brandon.....	2005-07.....	TE
Davis, Britt.....	2005-08.....	WR
Davis, Bronson.....	1961.....	DB
Davis, Butch.....	1925-26.....	T
Davis, Chet.....	1935-38.....	HB-QB
Davis, Don.....	1954-55.....	HB
Davis, Eddie.....	1991-94.....	TB-CB
Davis, Harry.....	1910.....	G
Davis, Luke.....	1995.....	TE
Davis, Tommy.....	2009-11.....	S
Davison, LeRoy.....	1939-40.....	Mgr.
Davison, Jim.....	1964-66.....	C
Dean, Jack.....	1961-64.....	HB-QB
Dean, Mark.....	1935-37.....	HB-G
Deeke, Wayne.....	1964-65.....	HB
Deigl, Frank.....	1952-54.....	E
Dekan, George.....	1940.....	G
Delisi, Ron.....	1986-89.....	ILB
Delegal, Jordan.....	2009-11.....	LB
Deloney, Van.....	1982.....	FLK
Demmitt, Jim.....	1956.....	PK
Denson, Sam.....	1993-94.....	SS
Dentino, Greg.....	1976.....	DB-SE
DeRango, Lou.....	1935-37.....	G
Dessing, Tim.....	1978-79.....	FS-CB
DeVito, Dan.....	1968-70.....	DB
Devitt, Desmond.....	1920-21.....	G
Deyo, Floyd.....	1958-61.....	T
DeYoung, Richard.....	1900.....	E
Dial, Bill.....	1969-70.....	DT
Didesch, Eric.....	1999-02.....	DT-NT
Didesch, Scott.....	2002.....	Mgr.
Diedrich, Clark.....	2008-10.....	Mgr.
Diem, Ryan.....	1997-2000.....	OT
Dierking, Ed.....	1952.....	HB
Dissinger, Donald.....	1931-33.....	T-G
Dittbenner, Andy.....	2005-08.....	P
Dittle, Jerry.....	1965-66.....	OG-LB
Dmochowski, Chester.....	1946.....	T

Dobay, Jamie.....	1992-95.....	P-PK
Dohrmann, Eric.....	1997.....	NT
Dokes, Keafta.....	2005.....	CB
Dolan, Brendan.....	1982-83.....	OG
Dole, Justin.....	1999-02.....	SS
Dolio, Ardwin.....	1937-38.....	T
Domenz, Tom.....	1994-96.....	ILB-Mgr.
Donaldson, Dave.....	1971-73.....	OG
Donnelly, Francis.....	1922-25.....	E-HB
Donnelly, Jim.....	1966-67.....	E
Donnelly, Paul.....	1914-16.....	T-E
Donyes, Jesse.....	1912-13.....	FB
Douglas, Jason.....	1996-97.....	LB
Doyle, Brendan.....	1998.....	FLK
Drew, Randee.....	2000-03.....	CB-WR
Drugan, Terry.....	1970-72.....	QB
Duchane, Mike.....	1992-94.....	OLB
Duda, Gene.....	1948-50.....	C
Dudley, Alfred.....	1929-32.....	FB
Dudley, Russ.....	1966-68.....	HB
Duffield, Bob.....	1940-42, 46.....	FB-T
Duffy, Nick.....	2000-03.....	LB
Dukes, Michelle.....	2001-02.....	Mgr.
Dunker, Matt.....	1999-02.....	TE
Dunlap, Cy.....	1952.....	OL
DuPart, Scott.....	1995.....	FS
Durante, Dechane.....	2011-12.....	S
Durante, Tony.....	1958.....	HB
Dwyer, Robert.....	1964-65.....	Mgr.

E

Eade, Cliff.....	1959-60.....	HB
Eakes, Luke.....	2011-12.....	TE
Ebaugh, Lisle.....	1922.....	T
Ebenezer, Don.....	1955.....	C
Ebenhoch, Jake.....	2003-05.....	OG
Eby, Merle.....	1937-40.....	QB-HB
Echols, Charles.....	1972-73.....	DE
Eck, Al.....	1958-60.....	E
Eck, John.....	1902-05.....	E-QB
Eckmann, Jeff.....	1971-73.....	DT
Edem, Dan.....	2009-10.....	LB
Edmond, Eugene.....	1988.....	HB
Edwards, Navarre.....	1909.....	HB
Eggink, James.....	1992.....	DE
Eidam, Jim.....	1971-73.....	LB
Eldridge, James.....	1911, 13.....	HB
Elliot, Scott.....	1988-90.....	OG
Ellis, Joel.....	2001-03.....	OG
Embree, Waite.....	1923.....	T
Emerzian, Garo.....	1986-87.....	PK
English, Larry.....	2005-08.....	DE
Erb, Russell.....	1932-35.....	HB
Erickson, Rudolph.....	1922, 27.....	G
Erwin, Jimmy.....	2000-02.....	P
Eskoff, Brent.....	1984.....	QB
Etling, David.....	1971.....	Mgr.
Evans, Bob.....	1960-63.....	C
Evans, Bob.....	1971-73.....	DT
Evans, Robert.....	1938.....	Mgr.
Evans, Sean.....	2011-12.....	CB

F

Fagan, Howard.....	1957-59.....	E
Faggetti, Jim.....	1966-68.....	LB
Fairbairn, Valerie.....	1999-2000.....	Mgr.
Fairfax, Robert.....	1935.....	T
Falbo, Anthony.....	1999-02.....	DE-DT
Falbo, Nick.....	2003-04.....	Mgr.
Farmer, Kevin.....	1977.....	CB
Farney, John.....	1940-42.....	HB
Farr, Alvin.....	1902-04.....	E-QB
Faustin, Jhony.....	2011-12.....	CB
Favor, Rich.....	1988, 90-92.....	HB-CB
Fay, John.....	1984.....	OG
Feaman, Scott.....	1969-70.....	TE
Feely, Dan.....	1983-84.....	C
Fendley, Mike.....	1975.....	P
Ferris, Raymond.....	1912-13.....	E
Fiedler, Wayne.....	1967-69.....	FLK
Fiene, Eric.....	1987-90.....	OT
Finkenbinder, Erwin.....	1907.....	E-T
Finkenbinder, Walter.....	1903-06.....	T

Finlen, Chris.....	1997, 99-01.....	QB
Finley, Dick.....	1969.....	DE
Finnegan, John.....	1927.....	T
Fiordelisi, Rocco.....	1951-54.....	T
Fiorito, Mike.....	1958.....	HB
Firkins, Curtis.....	1924-25.....	G
Fischer, Charles.....	1950, 52.....	HB
Fischer, Clark.....	1960.....	T
Fisher, Bill.....	1976-77.....	OG
Fisher, Carl.....	1975-78.....	FB
Fitzgerald, Richard.....	1943.....	QB
Fitzgerald, Shea.....	2002.....	OT
Flahive, Connor.....	2008-10.....	FB
Flatley, Mike.....	1975-76.....	SE
Fleck, P.J.....	1999-01, 03.....	SE
Flentje, Lewis.....	1899.....	E
Flesher, Chip.....	1979.....	ILB
Fletcher, Howard.....	1938-39.....	T
Fletcher, John.....	1979.....	C
Flewellyn, Kenneth.....	1929-30.....	E
Flight, Jeff.....	1993.....	OLB
Flink, Duane.....	1943.....	E
Flinn, Lew.....	1957-59.....	QB
Florence, Bob.....	1975.....	FLK
Florence, Byron.....	1971-73.....	FLK
Florence, Scott.....	1995-96.....	TB
Flury, Jeremy.....	1997-01.....	Mgr.
Flury, Justin.....	2003-04.....	Mgr.
Foley, Phil.....	1985-88.....	DL
Folta, John.....	1952-55.....	LB
Fontana, Jeff.....	2006-07.....	DB
Ford, Perez.....	2012.....	DE
Ford, Will.....	1996.....	DE
Forester, Bob.....	1984-85.....	PK
Fort, Jeff.....	1962-63.....	S
Fortunato, Don.....	1946-48.....	QB
Foster, Randall.....	1996-97.....	QB-TE
Fowler, George.....	1957.....	HB
Fowler, Oscar.....	1913.....	G
Fowlie, Bob.....	1947-49.....	C
Fox, Dan.....	1991.....	ILB
Francis, Alton.....	1993-95.....	TB
Francis, Devron.....	2001-04.....	FS
Frank, Jason.....	2000-03.....	DE
Frazier, Corey.....	1991.....	CB
Frazier, Kevin.....	1986-87.....	DE-DT
Frederick, James.....	1901.....	T
Free, Doug.....	2003-06.....	OT
Freeman, Fred.....	1929-30.....	G
French, Roland.....	1984.....	DE
Freza, Ed.....	1969.....	TB
Friel, Kurt.....	1980-81.....	OT
Froelich, Dean.....	1947.....	HB
Frost, Jack.....	1963, 65-67.....	SE
Frye, Tom.....	1969.....	DT
Funfsinn, Don.....	1969.....	OLB
Furst, Brian.....	1979-81.....	FB-DT

G

Gaines, Tom.....	1971-73.....	DE
Gall, David.....	1968.....	OT
Gallagher, Anthony.....	2003-04.....	P
Gallois, Doug.....	1968.....	SE
Galloway, Norval.....	1947-48.....	Mgr.
Garbe, Dave.....	1946, 48.....	T
Gardell, Harry.....	1942.....	G
Garifo, Todd.....	1993-95.....	CB-FS
Garner, Wix.....	1920.....	QB
Garrett, Dave.....	1969-70.....	FLK-DB
Garrett, Harry.....	1941, 46-47.....	C-HB
Garrett, Jahi.....	1997-99.....	FLK
Garton, Greg.....	1971-72.....	OT
Gassman, Walter.....	1912-13.....	G-T
Gastel, Greg.....	1978-79.....	DT
Geary, Jeff.....	1989-91.....	DB
Gegner, Michael.....	2011-12.....	C
Geiser, Bart.....	1993.....	QB
Genatempo, Pete.....	1984, 86-87.....	QB
Gentile, Dan.....	1971-73.....	FLK
George, Edward.....	1929-30.....	T
George, Patrick.....	2007-10.....	DB
Gerhardt, Fred.....	1941.....	T
Gerin, Virgil.....	1984-87.....	S
Gerulis, Alex.....	1985.....	ILB



Bob Gregolunas, 1973-75

Ghilani, Todd.....	2000-03.....	C
Gholston, Chris.....	1987.....	HB
Giannamore, Frank.....	1959-61.....	Mgr.
Gibbons, John.....	1978-81.....	QB
Gilbert, Aaron.....	1994-95.....	QB
Gilbert, Jim.....	1972-74.....	PK-P
Gilbert, Leigh.....	1964-66.....	FB
Gilbert, Ryan.....	2003.....	QB
Gill, Max.....	1979-82.....	DT
Givens, Ellsworth.....	1907-08.....	G
Givens, Sanford.....	1900-02.....	HB
Glaser, Fritz.....	1946.....	QB
Glasgow, Brian.....	1979-82.....	TE
Glasper, Darren.....	1985.....	DB
Glover, Elroy.....	1991.....	ILB
Goehl, Steve.....	1970-71.....	TB
Golden, Matt.....	1988-91.....	PK
Goldsmith, Floyd.....	1979.....	CB
Goldsmith, Rob.....	1985.....	Mgr.
Golsteyn, Jerry.....	1973-75.....	QB
Goodwin, Wellesley.....	1946.....	E
Gordon, Donovan.....	2012.....	DT
Gorman, Dan.....	1969.....	TB
Gorman, Joe.....	1981-82.....	FB
Goshgarian, Dave.....	1958-59.....	T
Grady, DeMarcus.....	2008-11.....	QB-WR
Graham, Bill.....	1951-54.....	HB
Graham, Dan.....	1984-87.....	TE-C
Graham, Russ.....	1979-82.....	SS-ILB
Grande, Jim.....	1972-74.....	CB
Grant, Akil.....	2000-03.....	FS
Green, Daniel.....	2012.....	DL
Green, Tim.....	1987, 89.....	ILB-DE
Greene, George.....	1914-15.....	G
Greenup, Bryan.....	1978.....	QB
Gregolunas, Bob.....	1973-75.....	QB-LB
Gregolunas, Mike.....	2003-06.....	Mgr.
Gregory, Glen.....	1944-45.....	G
Gregus, Rick.....	1980-82.....	TE
Grennisen, Mike.....	1961.....	Mgr.
Griesman, Mike.....	1965-67.....	QB
Griffin, Anthony.....	1995-96.....	FB
Griffin, John.....	1997.....	TE
Griffin, MacArthur.....	1991-93.....	CB
Griffin, Tim.....	1982-85.....	ILB
Griffin, TJ.....	2005, 08.....	LB
Grim, Robert.....	1935.....	C
Grimes, Brian.....	1993-94.....	TB
Groeniger, Nick.....	2009-10.....	TB
Gronlund, Howard.....	1942.....	HB
Grottemeyer, Dick.....	1950.....	C
Grovak, Jeff.....	1974-77.....	ILB
Gucwa, Joe.....	1987-89.....	OG
Gulbrandson, Gil.....	1967.....	DB
Gulley, Dave.....	1989.....	FS
Gulotta, Alex.....	1954-57.....	G
Gust, Dave.....	1984-86.....	OT-OG
Gutowski, Jeff.....	1997.....	SE
Guy, Arthur.....	1912-13.....	C-T



NORTHERN ILLINOIS FOOTBALL HISTORY

ALL-TIME LETTERWINNERS

H

Haar, John	1962-64	G
Hackel, Don	1951, 53	T
Hadley, Charles	1910	HB
Hadley, George	1934-35	HB
Hagman, Milton	1927	T
Hahn, Junior	1924-25	C
Hakala, Barry	1975-76	DT-OT
Haldi, Josh	2002-04	QB
Halem	1924	C
Haley, Ross	2008-10	Mgr.
Halle, Andy	1951-53	C
Hallgren, Kenneth	1943	T
Halloran, John	1964-65	Mgr.
Hamilton, Dennis	1970	OT
Hammerich, Harold	1967-68	OT
Hammock, Thomas	1999-02	TB
Hammuck, Milton	1988, 90	HB
Hampton, Jermaine	1998-2000	SS
Handy, Ron	1979-81	TE
Hannula, Jim	1977-80	TE-OT-P
Hanrahan, Mike	1972-74	OT
Hansbro, Adriel	2003-06	CB
Hansbro, Alvah	2003-06	CB
Hansen, Ron	1957-59	HB
Hanson, Bryan	1989-90	ILB
Hanson, Cory	2006-09	LB
Hanson, Eugene	1922, 27	HB
Happ, Lester	1949	T
Hardwick, Jim	1975-77	NG
Hardy, John	1994	DE
Harkless, Paul	1934	C
Harmes, Jim	1953	QB
Harmon, Craig	1998, 2000	QB
Harnish, Chandler	2008-11	QB
Harris, A.J.	2002-05	TB
Harris, Arnie	1973	LB
Harris, Keith	2012	TB
Harris, Reggie	1984-87	DT
Harris, Steve	1987	OLB
Harrison, Dennis	1961-64	G
Harrison, Dennis	1973	S
Harrison, Paul	1914-16	T-FB
Harrison, Paul	1938-41	HB
Harte, George	1925	E
Harvey, Tom	1967-69	DB
Hastings, Rob	1969-70	DT
Hatter, Willie	1970-72	SE
Hausen, Henry	1899-01	HB
Havel, Henry	1943	HB
Hawkins, Brandon	2001-02	SS
Hawkins, Jason	2001-04	LB
Hawthorne, Duane	1995-98	CB
Hayden, John	1938-40	HB
Hayes, Delos	1948	HB
Hayes, Marckie	2011-12	CB
Hayes, Roger	1934	C
Hayes, William	1944	T
Hays, Eric	1995	C
Haywood, Marceo	1995	TB
Hedberg, Leslie	1925-27, 29	C
Heide, Dave	1982-84	SS
Heidel, Greg	1986-88	OT
Heimerdinger, Bob	1948-51	QB
Hein, Karl	1933-36	T
Hein, Scott	1992	OLB
Heine, Don	1974	DE
Heinrich, Bill	1981-83	Mgr.
Heitter, Marvin	1905, 07	G
Hellams, Mike	2010	LB
Hellman, Kenneth	1936	HB
Helms, Hugh	1950	HB
Hemphill, William	1947-48	C
Henigan, Clarence	1928	E
Henigan, Harry	1942, 46-47, 49	FB
Henigan, Mike	1960-63	LB
Henigan, Terry	1962-65	LB
Hennings, Ted	1986-89	DT
Henningson, Arthur	1944	FB
Henriksen, Steve	1988, 90-91	FB-ILB
Hepfinger, Mike	1970	Mgr.
Hering, Jim	1965-67	DE
Herra, Phil	1980-83	OG-OT
Herstedt, Dave	1962-64	T

Hess, Dick	1953	HB
Hesse, John	1987, 90	CB
Hester, Mandel	1992-94, 96	ILB
Hickenbottom, Lionel	2001, 03-04	FS
Hicks, Darryl	1981-82	FB
Hicks, Gerold	1931	G
Hicks, Lee	1981-84	SS
Hicks, Ron	1951	DB
Higgins, Mike	1985-88	SS-ILB
Hightower, Joe	1999	FS
Hilby, Joe	2003-04	CB
Hildebrandt, David	1962-63	FB
Hildebrandt, John	1971-73	C
Hill, Darrell	1998-99, 2001	FLK
Hill, Edward	1937	C
Hill, Johnny	1997	SE
Hill, Keegan	2003-04	Mgr.
Hill, Rasche	1997-98	DE-DT
Hill, Russ	1973-75	SE
Hillicker, Leslie	1909-10	E
Hillicker, Louis	1909-10	QB
Hinkel, Bud	1941	HB
Hipple, Edgar	1900-02	E
Hirsch, Steve	1980-83	DB
Hoar, Robert	1945	HB
Hochstein, Maggie	2001-03	Mgr.
Hodous, Al	1945-48	G
Hoffman, Robert	1956	G-LB
Holley, Charles	1907	G
Holliday, Jeff	1990	DT
Hollingshed, Mike	1984-86, 88	DB-LB
Holm, Kevin	1997	TE
Holman, Quince	2003-05	DE-DT
Holmes, Terry	2001	Mgr.
Holt, Tim	1971-72	OG
Holt, Tom	1970-73	OG
Holycross, Zack	2004-07	DT
Hoover, John	1970-71	OT-DE
Hoover	1924	T
Hopkins, Al	1952-54	Mgr.
Hopkins, Jasmin	2010-11	TB
Hopson, Sean	1999-01	LB-FB-DE
Horan, Harold	1922	G
Horvath, Phil	2004-06	QB
Hosier, Gary	1973-74	TE
Hotchkiss, Forrest	1927	T
Houston, James	1987	OLB
Howard, Bill	1932-35	T
Howard, Corby	1965-67	C
Howell, Ron	1985	SE
Hower, Don	1966-68	OT
Hoyt, Harvey	1927	C
Hudetz, Leo	1969-71	LB
Hudetz, Paul	1977-79	OG
Huhta, Arne	1928-29	HB
Humphrey	1911	C
Hunsberger, Floyd	1947-49	HB
Hurd, Sam	2002-05	WR
Hurley, Keith	1985-87	HB
Husband, Cleo	1969	FB
Hutton, Jason	2002-05	FB-LB

I

Ibarra, Saul	2005-07	DB
--------------	---------	----



Toimi Jarvi, 1938-41

Isaac, Tyrone	1989-90	HB
Isakson, Mark	1976	Mgr.
Ivanic, John	1987-90	PK
Iwema, Kent	1984-87	RB-TE

J

Jack, Adam	2001	DE
Jackson, Ed	2007, 09-10	DE
Jackson, Frisman	1997, 99	QB
Jackson, Mike	1976	DE
Jackson, Rayshon	1995-96	SS
Jacobson, Len	1950-53	E
Jacoby, Mitch	1993-96	TE
Jacques, Victor	2009, 2011-12	LB
Jahns, Vernon	1926	T
Jakubek, Katie	2002	Mgr.
Jakubek, Kyle	1997-2000	C
Jamrozek, Jim	1973-74	OG
Janik, Paul	1969-71	LB
Jankowski, Adam	2004-06	Mgr.
Janoski, Ed	1962-64	LB
Jarvi, Toimi	1938-41	QB
Jefferies, James	2009	DB
Jefferson, Nabal	2009-12	DL
Jenkins, Kyle	2011	DE
Jenkins, Victoria	2004-06	Mgr.
Jenkins, Walter	1911-12	HB
Jenks, Herbert	1938-40	G
Jenks, Warren	1943-44	G
Jennings, Dan	1974	FLK
Jennings, Herb	1962-64	E
Jenny, George	1954	T
Jensen, Dave	1989-91	P
Jensen, Erik	1988-90	OLB-FB
Jensen, Jack	1975-76	OT
Johnson, Anthony	2010-11	WR
Johnson, Charles	2002	NT-DT
Johnson, Chris	1990	SE
Johnson, Clarence	1920-21	QB-HB
Johnson, Delbert	1961-62	T
Johnson, Don	1968	QB
Johnson, Ed	1973-75	FB
Johnson, Howard	1949	Mgr.
Johnson, J.D.	1978	CB
Johnson, James	1946	T
Johnson, James	1998, 2000-01	LB-FB
Johnson, Kevin	1995-98	C
Johnson, Lenard	1936	E
Johnson, LeShon	1992-93	TB
Johnson, Mike	1996-98	TB
Johnson, Robert	1949	T
Johnson, Robert	1963	T
Johnson, Russell	1934, 36	Mgr.
Johnson, William	1906-08	C
Johnson, William	1937	G
Johnston, Gene	1966-67	LB
Johnston, Howard	1908-09	HB
Jonas, Tom	1972	FB
Jones, Al	1949-51	FB-HB
Jones, Aldarryl	1995, 97	SS
Jones, Charles	1981-82, 84	DB
Jones, Lashawnda	1996	Mgr.
Jones, Leon	1979-80	SE
Jones, Nick	1988-91	ILB
Jordan, Mike	1989-92	DE
Jorgensen, Marinus	1936-39	FB

K

Kaczala, Bob	1945-47	QB
Kagy, Fred	1941	Mgr.
Kaiser, Byron	1929-32	T
Kaiser, Marv	1952	E
Kaltofen, Al	1960	G
Kaluf, John	1916	T
Kamenjarin, Nick	2009	LB
Kammholz, Pete	1973-74	S-R
Kanger, Ken	1989, 91	OG-OT
Kapheim, Robert	1963	Mgr.
Karac, Tom	1967-68	OT
Karamanos, Ted	1984-87	OG
Karvelis, Norbert	1948-49	T
Kastrinos, William	1944-45	E
Katona, Phil	1990	C
Kays, Donald	1903-06	FB

Kays, Mark	1907-09	FB
Kays, Victor	1899-01	FB
Keane, Dave	1971-73	OT
Kearney, Tom	1994	ILB
Keefe, Cullen	1921-24	C-G
Keefe, Stanley	1926	FB
Keener, James	2004-06	Mgr.
Keith, John	1899-1900	QB
Kellar, Mark	1971-73	FB
Kellar, Scott	1982-85	DT
Keller, Dan	2007-08	OG
Keller, Joe	1971-72	DT
Keller, John	1923	G
Kelley, David	1994	Mgr.
Kelly, Tom	2007	TE
Kemnitz, John	1987-90	Mgr.
Kennedy, James	1943	HB
Kennedy, Richard	1990	DT
Kent, Mike	1985-86	P
Kentner, Matt	1986-87	ILB
Keogh, Jim	1979-82	DE
Kerby, Robert	1963	HB
Kerner, Dick	1954-56, 58	G
Kerner, Jerry	1961-63	C
Kessler, William	1964-65	DB
Kiedaisch, Warren	1938-39	G
Kiel, Adam	2009-11	OL/TE
Kieley, Joe	1939-40	QB
Kilbarger, Becky	1997	Mgr.
Killian, Matt	2012	OG
Kilmer	1921	G
King, Crawford	1920	FB
Kinkade, Joel	1983-86	HB-FB
Kirchberg, Jerry	1946	C
Kitching, Terrell	1978	CB
Klatt, Brian	1977-80	Mgr.
Klein, Tom	1985-86	ILB
Kleiner, Bill	1947-50	E
Kleiner, Bob	1950	E
Kleinz, Jim	1984	FB
Klingberg, Ed	1974	LB
Klinger, Dave	1954	T
Kloster, Nils	1987	PK
Klout, Leakhana	1999	Mgr.
Kmiec, Steve	1984-86	FS
Knapp, Justin	1994-95	ILB-FB
Knight, Tyler	2009	DB
Koeller, Glenn	1944	HB
Kolowski, Bob	1988	TE
Kookan, Wally	1947	C
Korfist, Chris	1989	SE
Koronkiewicz, David	2006	TE
Kosay, Stu	1969	Mgr.
Kotvan, Walt	1966-68	OT
Kovacevich, Ari	1937, 39	T
Kozica, Rimas	1975-76, 78	DT
Krahenbuhl, Gene	1939-42	HB-FB
Krahenbuhl, Ollie	1937-40	FB
Kraker, Chris	1978	SE
Kraker, Pete	1976-78	QB
Kramer, Duane	1978	OG
Krause, Mike	2007-08, 2010	NG
Krech, Jack	1953	C
Kremer, John	2009	DB
Krempel, Matt	2010-12	OT
Kriechbaum, Don	1940-42	QB
Kristick, Kevin	1977-78	CB
Kritikos, Mike	2008-09	DE
Kropke, Paul	1990-93	C
Krueger, Todd	1970	SE
Krupke, Ralph	1952-54	C
Krutsch, Alex	2005-08	DT
Krywaruczenko, Nick	2008	Mgr.
Kube, Alex	2007-10	LB
Kuffel, Jim	1967-68	HB
Kujala, Elmer	1921-24	E
Kuntzmiller, Jim	1954-55	HB
Kurtz, Steve	1989-90	ILB
Kussler, Edward	1942	E
Kutches, Steve	1978-79	SS
Kyger, Clarence	1947	FB



NORTHERN ILLINOIS FOOTBALL HISTORY

ALL-TIME LETTERWINNERS


L

Labus, Jason	2004	C
LaCerra, Dave	1985	CB
Lacy, Eric	1990-91, 93	SS
Laffey, Tom	1957-59	HB
Lain, Jack	1946-47	E
Lalonde, John	1968-70	FB
Lamb, Jim	1950-51	E
Lambke, Mike	1985	NG
Lampa, Mike	1976	OG
Land, Steve	1960	E
Landis, Hubert	1921-22	T
Lane, Larry	1968	Mgr.
Langlois, Randolph	1922	C
Langworthy, Lester	1903	G
Lanum, Jon	1999-2000	TB
Larricia, Mike	1969-70	DT
Larsen, Tego	1936-38	E-T-G
Larsen, Zach	2007-08	LB
Larson, Brandy	2000	Mgr.
Larson, Eric	1952	G
Larson, Howard	1926-27	QB
Larson, Len	1950	G
Larson, Ralph	1957	HB
Larson	1916	QB
Lascelles, Robert	1911-12	G
Lasseigne, Lance	1994	PK
Latanski, Jim	1977-80	TE
Latin, Jerry	1972-73	TB
Laurence, Ken	1968	TE
Laurenti, Ryan	1998-01	LB
Law, Joe	1981, 83	TB
Lawson, Brian	2009-10	DT
Lawson, Delbert	1946	G
Lawson, Elmer	1908	G
Lawson, Lyle	1921-22	G-T
Leadley, Larry	1954-57	G
Leahy, Walter	1964	HB
Ledford, Denton	1903-04, 06	G
Lee, Javan	2002-04	LB
Lee, Rob	2001, 03-04	CB
Lefanty, William	1932-34	G
Lembke, Mike	1984-86	C
Lemon, Rasheen	2012	LB
Lencioni, Bob	1950	HB
Lencioni, Charles	1947-48	HB
Leniski, Clem	1948-50	QB
Lentz, Vern	1935-36	HB
Leonard, Tom	1983	CB
Leonhart, Charles	1948-49	Mgr.
Leshner, Bob	1996-99	DE-TE
Leskovec, Henry	1944	T
Leslie, Marwin	1991-92	TB-CB
Leuchtenberg, Fred	1914	G
Leverett, Tyrone	1993	TB
Levine, Eugene	1943	HB
LeVoi, Matt	1990, 92-93	DE
Lewandoski, Frank	1976-79	ILB
Lewis, Hal	1937-39	HB
Lewis, Marcus	2006-07, 09	WR
Lewis, Timmie	1993-94	OT
Lewis, Tommylee	2011-12	WR
Lindberg, Wendell	1913	T
Lippold, Paul	1924-25	E-HB
Lipsch, Ray	1956	T
Littlejohn, Carl	1912	T
Littlejohn, Chester	1912	T
Littlejohn, Kenneth	1938	T
Lloyd, Daren	1995	LB
Locke, Mark	1986	HB
Lofton, Matt	1967	OG
Logan, Paris	2012	DB
Lollar, Jeff	1997-98	Mgr.
Lonsinger, Rodney	1949	HB
Lonsway, Peter	1962	C
Loomer, Fred	1942	T
Loos, Tyler	2012	OT
Lothson, Andy	2001-02, 04	SE
Louis, James	1975-76	SE-DB
Love, Floyd	1906, 08	G
Lovely, Emile	1977	FLK
Lovrich, Jon	1998-99	DE
Lowder, Charles	1966	E
Lucas, Paul	1901-02	HB

Luebke, Hart	1956	E
Lueck, Ben	2003-05	OG
Luedeking, Wes	1953-54, 56	HB
Luken, Scott	1986-87	Mgr.
Lund, Don	1952-54	HB
Lundahl, Arthur	1922	C
Lundeen, Lester	1934-37	HB
Lundin, Nick	1995-96	OG-C
Lutjen, Dagan	1991-92	OG-OT
Lynch, Jordan	2010-12	QB
Lyon, William	1962	T
Lyons, Don	1946	FB
Lyons, Michael	1902-03	G
Lyons, Mike	1965	T

M

Macdonald, Jamie	1995-97	OT
MacDonald, Neal	1964	T
Mack, Bob	1956, 59	HB
Mack, Norman	1957	G
Mackey, Steve	1970-71	FLK
Maday, Tom	2005-06	Mgr.
Madden, David	1899-01, 05	G
Madden, Irvin	1906-08	T
Madden, Warren	1906-07	QB
Madison, Paul	1965-66	OG
Maehl, Michael	1965-66	OG
Maggos, Nick	1973	LB
Maholy, Chris	2001	LB
Maio, Melissa	1995-96	Mgr.
Male, Laverne	1944	FB
Mallory, Damien	1994-96	FS
Malone, Edward	1900-01	T
Manson, Mike	1986-88	CB-OLB
Manuel, Jerry	1992	NG-DE
March, Charles	1996-2000	Mgr.
Markelz, Chris	2003-05	Mgr.
Marks, Jack	2009-11	TE
Marks, John	1976	LB
Marks, Rich	1971-73	LB-S
Marshall, Walter	1990-92	OLB
Martin, Charles	1929	HB
Martin, Don	1971-73	TE
Martin, Jason	1991	ILB
Martin, John	1990	HB
Martin, Scott	1994	OLB
Martin, Walter	1926, 29	QB
Marvin	1922	T
Marx, Gary	1965	T
Mascal, Ed	1940, 46	T
Mash, Steve	1951	T
Mason, Anthony	2007	DB
Mastrangeli, Al	1942	HB
Matevich, Louis	1943	HB
Matlock, James	1988-89	ILB
Matthew, Vincent	2007	CB
Mausak	1926	G
Maxwell, Desroy	2012	TE
Maxwell, Donald	1929-31	G-C
May, Roy	1969-70	DE
Mays, Boomer	2012	LB
Mayer, Brian	2011-12	LS
Mayerbock, Tim	2006-07	OG
McAndrews, Paul	1992-93	DE
McAuliffe, Byrne	2002-03	Mgr.
McAvoy, Pat	1981-83, 85	ILB
McAvoy, Pat	2009, 2011	FB
McCabe, Jamie	1925	QB-FB
McCabe, John	1943	G
McCabe, Julian	1921-22	HB-QB
McCann, Lynn	1961-64	DT
McCareins, Justin	1997-2000	FLK
McCarthy, Tim	2005-08	LB
McCartney, Jim	1986	Mgr.
McCleary, Wayne	1924-25	T
McCollum, Thomas	1943-44	E
McCoy, Horace	1994	TE
McCray, Wayne	1927	C
McCullum, Kershawn	1997	SS
McDermott, David	2003-04	WR
McDonald, Ray	1950	T
McDonnell, Herbert	1945	HB
McFarland, Glenn	1922-23	G
McFarland, John	1954	OL



Jack Mustapha, 1929-30, 33

McGhghy, Matt	2001-02, 04	OG
McGinn, Hailey	2008	Mgr.
McGrath, Robert	1908-09	C
McIntosh, Matt	2012	QB
McIntyre, Justin	2002-03	DT
McKeel, John	1986	TE
McKenna, Mike	1984-86	OLB-DE
McKillen, Pat	1950-53	C-PK
McKinney, Stacey	1991	QB
McKinzie, Jim	1951-52	E
McLemore, Wyatt	1981	LB
McMahon, Bill	1960-61	G
McMurray, Donald	1907-08	HB
McNally, Phil	1987-88	OG
McNamara, John	1927-30	G
McShane, Mike	1991	C-OT
Meade, Russell	1914	HB
Meador, Gary	1970-72	S-R
Meehan, Jason	2011-12	DE
Melville, Robert	1968	FB
Melvin, Rashaan	2010-12	CB
Memmen, Gil	1948-51	C-T
Merchant, Josh	1992-93	Mgr.
Merow, Greg	1997-98	C
Mesewicz, Henry	1956	E
Metz, Eric	1993-94	OLB
Metzcus, Dick	1959-60	E
Meyer, Dan	1964-66	DB
Meyers, Jerry	1973-75	DT
Miceli, Corey	1994	OG
Michael, Joel	1991	Mgr.
Milan, Bill	1975-76	S
Milan, Stan	1971	R
Miller, Anon	1998	NT
Miller, Horace	1967-68	FB
Miller, Jake	2002	Mgr.
Miller, Newell	1927-27	G
Miller, Tim	1974-76	FB
Mills, Larry	1962	HB
Minarsini, John	1962	Mgr.
Mincey, Dan	1974-75	OG
Minnegan, Allen	1931-33	FB
Minnegan, Donald	1924	1924
Minnihan, Bill	1946-49	FB-LB
Minssen, Herman	1911-12	G
Misbach, Clarence	1914	E
Miskov, Pete	1975	PK
Miskowicz, Lewis	1997-2000	NT-DE
Mitchel, Tom	1972-73	R
Mitchell, Deon	1995-98	FLK
Mitchell, Ricky	1980, 83-84	TB
Mitchell, Tom	1950	E
Modglin, James	1963-64	E
Mofet, Ray	1900-01	T-G
Moga, Rome	1977-80	PK
Mojica, Dan	1950-51	HB
Moloney, Bob	1958-61	G
Monnett, Darren	1987	P
Montel, Bob	1986-88	OT-OG
Montgomery, Chris	1988-90	FB
Montgomery, Jim	1969-71	CB
Moody, Leon	1995-96	FLK-SE
Moore, Eric	1992	Mgr.
Moore, Ken	1974-76	TE-RB
Moore, Marlon	2012	DB

Moore, Martel	2009-12	WR
Moore, Travis	2001-04	DE
Moore, Tre'	2012	DB
Morehouse, Dick	1972	TE
Moretti, Emil	1989	ILB
Morgan, Bob	1978-81	DT
Morgridge, L. D.	1913	E
Morris, Andre	2004-05	CB
Morris, Mike	1958	C
Morris, Ryan	2007, 09	QB
Moser, Joe	1953-54	E
Mosher, Robert	1942	HB
Mueller, Dan	1956	C-G
Muhammad, Mumin	1996	LB
Mukite, Jim	1980, 82-83	NG
Mulderink, Dave	1960-63	T
Murphy, Bill	1966-68	MG
Murphy, George	1927	C
Murray, John	1984-86	TE-OL
Musso, Vincent	1950-51, 53	G
Mustapha, Jack	1929-30, 33	QB
Muszynski, Ken	1967	C
Myers, Richard	1958	C

N

Nashold, Fred	1903-04	C
Naumann, Galen	1967-69	OG
Neir, Ryan	2011-12	P
Nelligan, William	1964	LB
Nelson, Duane	1986-89	P-PK
Nelson, Harold	1956	T
Nelson, Harry	1916	T
Nelson, Juliann	1976	Mgr.
Nelson, Steve	1980	LB
Nendick, Chris	2004-07	PK
Ness, Andrew	2012	C
Neubert, Tom	1972-73	OT
Newcomb, Ron	2009-11	DL
Newcomer, Dennis	1953	HB
Newell, Art	1950	HB
Newgren, Jerome	1929	E
Newman, Allan	1920-21	QB
Newman, Mike	1999	OG
Newquist, Donald	1943	HB-QB
Newton, Rocky	1997-2000	CB-LB
Ng, Matt	2009-10	WR
Nicholas, Ivan	1924-27	HB-QB
Nicholas, Marvin	1903	HB
Nicholson, Dan	2005-08	QB
Nickelberry, Gerald	1991-94	ILB
Nicholas, Jerome	1968	FLK
Nielsen, Edward	1965	T
Niem, Don	1952	T
Niepomnik, Derek	1995	PK
Nimitz, Robert	1947	Mgr.
Nohava, Bill	1952	G
Nokes, John	1970-72	DE
Nordin, Jake	2004-06	TE
Nori, Reino	1932-35	HB
Norman, Chris	1989	HB
Norton, Duke	1922	G
Nuzbach, Norm	1970-72	R-LB

O

Oakland, Milo	1911	FB
O'Brien, Bill	1985	Mgr.
O'Brien, Donald	1924	T
O'Brien, John	1951	Mgr.
O'Brien, Martin	1909, 12-13	E
O'Brien, Paul	1912	G
O'Brien, Tim	1990-93	C-OG
O'Brien, Tommy	2006	LS
Oce, Rastee	1983-84	DB
O'Connor, John	2002	Mgr.
Oehlerking, Marty	1982	SS
Oldham, James	1928-29	HB
Oliver, Todd	1985	CB
Olson, Edwin	1937	T
Olson, Trevor	2008-11	OL
O'Malley, Steve	1982-85	DT
O'Meara, George	1970-72	C
O'Neal, Chauncy	1998-2000	FS-CB
O'Neal, Chris	1993-94	C
O'Neal, Stephen	2010-11	DE



NORTHERN ILLINOIS FOOTBALL HISTORY

ALL-TIME LETTERWINNERS

Onyebugu, Jason	2006-09	OL
Orech, Jon	1980-83	C
Organ, William	1913	E
Orszula, Mark	2001, 04	OT
Oruche, Robert	2004-05	DE
Orvino, Gabriel	1941	HB
Osborne, Richard	1997	Mgr.
Osbourne, Rick	1966-67	PK
O'Shea, Pat	1978, 80-81	ILB
Osteen, Tom	1989-90	DT
Otis, Jim	1961	E
Ott, Keith	2009-11	OL
Ott, Wes	2012	OL
Overall, Brian	1996	SS
Owen, Nolan	2007-10	LS
Owens, Bob	1963-64, 68	OT

P

Pace, DeJuan	1993	Mgr.
Pace, John	1929-32	E
Paddock, Forrest	1915-16	E
Palmer, Alfred	1931-33	HB
Palmer, Nathan	2008-11	WR
Paplochko, Don	1974-76	OG
Papham, Scott	1975-77	TE
Pardridge, Curt	1982-85	SE
Parker, Bill	1976	RB
Parker, Jerry	1977-78	OT
Parker, Peter	1965	HB
Parker, Steve	1967, 69	QB
Parrish, Greg	1993-94	FS
Parson, Ebbie	1996	DT
Passaglia, Roger	1971-72	SE-PK
Patch, Cal	1952	G
Pater, Joe	1954-55	E
Patrick, Williams	1991-92	FLK
Patten, Evertt	1914-15	G
Patterson, Dave	1976-77	PK
Patterson, Harold	1923-24	HB
Patterson, James	1939-41	T
Patterson, Jim	1967-69	LB
Patterson, Joe	1992-93	C-OG
Patterson, Raymond	1989	HB
Patterson, Maurice	1991-94	SE
Paull, Mike	1976, 78-80	LB-FB
Pawlak, Joe	2008-11	OL
Peacock, Benji	1998-99	CB
Pearson, Brian	1976-77	WS
Pearson, Don	1956	HB-FB
Peasley, Tom	1991-92	Mgr.
Peat, Todd	1983-86	OT-OG
Pedersen, John	1998-2001	OG
Pederson, Lee	1952-53	E
Pegram, Logan	2009-11	OG
Pelkey, Bill	1962-64	E
Pendergrass, Jon	1999-2000	LB-FS
Perez, Marcus	2004, 06-08	WR
Perry, Keith	2000-03	FLK-TE
Perry, L.D.	1903	E
Pesetski, Lawrence	1951	HB
Peshek, Tim	1986-87	FB
Pesut, Matt	1951	E
Peters, Jon	2000-01	DE
Peters, Royce	1956	HB
Peters, Tim	1973-75	C
Peterson, Clarence	1916	T
Peterson, Elbert	1924-25	T
Peterson, Elbert	1930, 34	T
Peterson, Joe	1992-96	Mgr.
Peterson, Orlando	1995	LB
Petran, Mike	1975	OG
Petrosky, Tony	1924, 27, 29	E
Petruzzi, Charles	1976-77	CB
Pettinger, John	1986	WS
Petway, Dave	1977-80	FS-SS
Petzke, Dave	1977-78	SE
Pfisterer, Bronc	1988	SE
Pharms, Ellis	1975	OG
Phanis, Jack	1950-52	FB
Phillips, Eugene	1899-1900	C
Phillips, Salim	1994-96	SS-FS
Philotoff, Carl	1948	HB
Piatt, Dick	1944-45	HB
Piazza, John	1970-72	QB
Pickerill, Ken	1949	QB

Piecha, Scott	1978	ILB
Pienkowski, Dave	1975	RB
Pikuza, Alex	1956-57	T
Pinckney, Mike	1979-80	FLK
Pinter, Bob	1939	T
Pirkle, D.J.	2007-10	DL
Pitt, Tyler	2011-12	OG
Pittman, Eric	2003-06	NT
Pitz, Daniel	2004-05	Mgr.
Plank, Clayton	1907	HB
Plaskas, Joe	1956-59	FB
Plesha, Tom	1972-74	S
Plumley, Paul	1949-50	HB
Polnow, Joy	1943	HB
Porrevecchio, Frank	1967	DB
Porrevecchio, Sal	1964	G
Porter, Gervaise	2011	LB
Potocki, John	1969	DT
Powers, Shatone	2002-05	WR
Prais, Bernard	1952	HB
Pratt, David	2008	DB
Prentice, Ken	1940-42	HB
Price, Robert	1938-40	E
Price, Tom	1979-80, 82	FB-LB
Prime, Cas	2005-07	TB
Prince, Hugo	1922	T
Progar, Sean	2009-12	DE
Pruitt, Bradley	2005-08	DB
Pruzansky, Alex	1945	E
Pryor, Geary	1997	TB
Puffer, Hal	1902	E
Puffer, Ray	1906-07	HB
Pugh, Jeremy	2004	FB
Pugh, Turner	2000-01, 03	FLK
Puraleski, Dennis	1997	OT
Purcell, Bob	1952	E

Q

Quick, Albert	1901	G
Quillen, Wayne	1937	E
Quinlan, Steve	1983-84	TE

R

Ragland, Lewis	1900	G
Rainey, George	2010-12	LB
Raleigh, Pat	2003-05	TE
Ramme, Edwin	1946	HB
Randall, James	1986, 88-90	LB-DE
Rasmussen, Michelle	1998	Mgr.
Rasmussen, Sidney	1920-21, 23	T
Rasmussen, Stuart	1942	HB
Ratajczyk, Bruce	1973-75	OT
Rattenbury, Harold	1936	HB
Ray, Corey	1989-90	HB
Raymond, Charles	1929-30	C-G
Rebholz, Joe	1999	NT
Redington, Mike	1982	OG
Redmond, Jack	1908-10	C-E
Reed, Bobby	1995-98	TE
Reed, Gilmer	1938	G
Reed, Joey	1998-2001	TE
Regas, Pete	1965-66	E
Reichardt, John H.	1901, 04	E
Reid, Bob	1955	HB
Reiter, Mark	2004-07	FS
Reitzel, Warren	1946-47	G
Reubin, Rick	1982-83	NG-DT
Reynolds, Vinson	2000-03	LB
Rezek, Willard	1935-38	HB
Rhoads, Steve	1993-96	DE-DT
Rhomberg, Tom	1989-92	CB-S
Rice, Gordon	1967	FB
Rice, Melvin	2005-08	CB
Rich, Elmer	1927	T
Rich, Tommie	1923	G
Richardson, Darryl	1982-85	HB
Richenberger, Steve	1999-2000	C
Richter, Chris	1968-70	DE
Riddlesberger, Frank	1926-29	G
Ridolph, Joseph	1927	G
Riedel, Jim	1980	Mgr.
Riedy, Robert	1945	HB
Rieken, Ronald	1944	QB
Rigard, Leah	1999	Mgr.

Riippi, Albert	1944	T
Riley, Drew	1991-93	OG-OT
Rimcus, William	1927	HB
Risley, Audley	1942	Mgr.
Ritzman, Floyd	1902-03	E
Ritzman, Paul	1926	HB
Robbins, John	1975	LB
Roberts, Mike	1982	OT
Roberts, Raymond	1990-93	TE
Robins, Ernest	1950	G
Robinson, Joshua	1999	SS
Robinson, Kent	1944-47	HB
Robinson, Mike	1966	LB
Robinson, Stacey	1989-90	QB
Roche, Mike	1961	G
Rockenbach, Joe	1935-37	T
Rockett, Joe	1972-73	CB
Rodgers, Steve	1989-90, 92-93	SE-TB
Rodino, Erin	2005-08	Mgr.
Rodriguez, Edgar	2005	WR
Rogan, Paul	1988-90	OLB
Rogers, Art	1983	Mgr.
Rogers, Don	1960-61	HB
Rogers, Matt	2003-04, 06	OL
Rogers, Tony	1985	Mgr.
Rohrschneider, Hugh	1960-63	E
Rood, Alan	1998-2001	FB
Rosado, Dan	1977-79	OT
Rose, C.J.	1992-95	OLB-DE
Rose, Tom	1968-69	DB
Rosenow, Tom	1965-67	OT
Ross, Allen	1977-80	TB
Ross, Hugh	1945	T
Roth, Pete	1981-82, 84	RB
Roth, Roland	1966-68	TE
Rotolo, Sam	1943	HB
Roundy, Charles	1925-26	E
Roushar, Dan	1981-82	QB
Roy Jr., Willy	1992	PK
Royster, Claude	1987-90	TE
Rozier, Albert	1926-27	T
Rucker, Lamain	1998-99	DT
Rucker, Marlon	1999	FB
Rudecki, Bob	1970-72	LB-FB
Rugai, Rob	1989-92	QB
Rundle, Roy	1914-15	QB
Rupperecht, Raymond	1943	HB
Rusch, Craig	2005-08	DT
Rushforth, Joe	1941-42	FB
Russell, Arthur	1993	FLK
Russell, Richard	1960-62	T
Russell, Robbie	1989	OT
Russell, Robert	1920-22	G-T
Russell, William	1934	G
Russell, William	1949	HB

S

Salerno, Mike	2008-09	K
Salvatore, Sandy	1989	Mgr.
Sampson, Buster	1997-2000	CB-FS
Sanborn, Rick	1966-68	DB
Sandberg, Gerry	1965-66	SE
Sanders, Jeff	1982-83	CB
Sandusky, Art	1948-49	HB-FB
Sandusky, Pat	1994	C
Santacaterina, Mike	2011-12	LB
Saudargas, Alex	1934-37	G
Saulsby, Cameron	1997-2000	LB
Saurbaugh, Jeff	1981	FS
Savagnago, Tony	1984-87	ILB
Sawyer, Harrison	1911	E
Sawyer, Harrison	1941	QB
Sawyer, James	1910-11	E
Scaduto, Len	1951-53	HB
Scafidi, Mark	1999	TE
Scannell, Larry	1958	HB
Scaramella, Mike	2001-02	FB
Sceres, Jerry	1940	E
Scheidecker, George	1933	T
Schell, H.F.	1904-05	G
Schepler, Jason	2008-10, 12	TE
Schiffler, Matt	2008	TB
Schiller, Pat	2008-11	LB
Schlessinger, Fred	1981	CB
Schleuter, Gene	1952	OG

Schlinger, Gary	1981-84	DE
Schmeda, Dan	1985-87	ILB-DE
Schmidt, Dick	1949-51	HB
Schmidt, Ken	1979	SE
Schmidt, Leo	1951	C
Schoenbach, Al	1956, 58	E
Schoenholtz, Mervin	1927	T
Scholle, Harold	1945	T
Scholz, Gary	1953-55	E
Schramm, Tom	1950-51	C
Schroeder, Adam	2004, 06-07	DT
Schroeder, Brett	1988-90, 92	HB-SE
Schroeder, Shaun	2001, 03	OG
Schuett, Ray	1944	E
Schulte, Keith	1996	OG-OT
Schultz, Dean	1976-78, 80	NG
Schulze, Bob	1951	G
Schulze, Ed	1952-55	G
Schwalbach, Scott	1982	Mgr.
Schwar, Fritz	1946-47	QB
Schwegel, John	1986-87	Mgr.
Scott, Vince	1980-83	PK
Seabrook, Troy	1993-95	DE-NG
Seamans, Robert	1958-60	G
Sebastiano, Angelo	2012	WR
Secord, Jack	1963-64	LB
Seeman, Tom	1956-59	T-G
Selover, Kevin	1997-2000	LB
Semisch, Tim	2011-12	TE
Seppala, Eino	1937	G
Sester, Jack	1930	HB
Settle, Leighton	2011	TB
Severson, Keith	1958-59	E-HB
Seyller, Kennard	1913-14	QB
Shackley, Edward	1922	QB
Shackelford, Kasaunda	2006	Mgr.
Shapland, Burton	1913	T
Shea, John F.	1902-04	T
Shead, Drake	1985-88	HB-SE
Sheldon, Dan	2001-04	SE
Shelton, Randy	1976-77	OG
Sheridan, Steve	1913	G
Shestokis, Tom	1948	T
Shiley, Lawrence	1932	G
Shin, Daniel	1997	Mgr.
Shin, David	1997	Mgr.
Sholdice, Derek	1992-95	OT
Shultz, Martin	1915	G
Scotte, Chuck	1977, 79	QB
Siegel, Larry	1973	Mgr.
Silker, John	1971-73	TE-DE
Silverstone, Rudolph	1926-27	C-G
Silvestri, Arney	1989	TE
Simmick, Rich	1975	CB
Simon, Matt	2004, 06-08	WR
Simpson, Bill	1996-97	NG
Sims, Mathew	2010-12	K
Sims, Reggie	1981-84	TE
Sims, Vernon	1983-86	OLB-DE
Skarb, Kyle	2007-10	FB
Skatrud, Kevin	2006-08	OT
Skoglund, Leonard	1932-34	E
Skowronski, Dave	1978-80	SE
Skowronski, Mark	1978-81	C
Skubich, Tom	1954-56	HB
Sleight, Graham	2000, 02	OG
Slimko, Ken	1961-63	T
Slivovsky, Bob	1959-61	Mgr.
Smaha, Dan	1987-88	OG
Smith, Alan	2009	RB
Smith, Albert	1911, 15	T
Smith, Anthony	1989	OLB
Smith, Bill	1942, 46	C
Smith, Chad	1992-94	CB-FS
Smith, Chris	2009-10	CB
Smith, Cordell	1995-96, 98	WR
Smith, Dave	1958-60	HB-LB
Smith, Deon	2002-05	CB
Smith, Donald	2009	CB
Smith, George	2000-02	Mgr.
Smith, J. Walter	1961-62	HB
Smith, John	1951-54	LB
Smith, Paul	1953	QB
Smith, Ray	2002-05	SS
Smith, Rhasaan	1996	SE



NORTHERN ILLINOIS FOOTBALL HISTORY

ALL-TIME LETTERWINNERS

Smith, Roger.....	1961-63.....	C
Smith, Sam.....	1938-41.....	QB
Smith, Steve.....	1994-97.....	ILB
Smith, Tony.....	1989-90, 92-93.....	ILB
Smith, Vince.....	1974-76.....	RB
Smykowski, Mike.....	1980-82.....	OG
Snider, Bob.....	1955, 58.....	HB
Snow, Donald.....	1920-23.....	C-QB
Snyder.....	1924.....	QB-HB
Sobol, Mike.....	2008-10.....	SS
Sobol, Sheldon.....	1980-83.....	DE
Sohne, John.....	1931-34.....	G
Soltis, Bob.....	1956, 59-60.....	HB
Sondgeroth, Tom.....	1995.....	NG
Sopchik, John.....	1950.....	Mgr.
Sorensen, Durward.....	1937.....	FB
Sovine, Cory.....	1998.....	DE
Spacucello, Anthony.....	2003.....	C
Spacucello, Mike.....	2001-02.....	FS
Spann, Chad.....	2007-10.....	TB
Spear, Fred.....	1938-41.....	C
Spencer, James.....	2011-12.....	TB
Spicher, Greg.....	1981-84.....	SE-CB
Spilis, John.....	1966-68.....	SE
Spillane, Joe.....	1987.....	C
Spinozzi, Tom.....	1966-67.....	DB
Sponsel, Lou.....	1997-98.....	FB
Sprecher, Stu.....	1984.....	OG
Springer.....	1922.....	HB
Spuris, Val.....	1969-71.....	LB
Squadroni, Quinto.....	1948.....	HB
Stacionis, Matt.....	1997.....	Mgr.
Stack, Mike.....	1996-99.....	FB
Stahulak, Darren.....	1983.....	C
Stankowski, Dan.....	1995-98.....	DE-DT
Stantus.....	1924-25.....	HB
Stark, Robert.....	1964-65.....	E
Stark, Roger.....	1963-64.....	T
Stearns, Gary.....	1960-63.....	SE
Stees, Larry.....	1954-56.....	E
Steger, Brian.....	1992-93.....	PK
Stegman, Frank.....	1937-40.....	T-C
Stephen, Courtney.....	2011-12.....	DB
Stephen, Patrick.....	1995-98.....	CB-SS
Sterling, Rob.....	2011-12.....	FB
Stetzler, Lloyd.....	1900.....	T
Stevens, Dave.....	1935, 39-40.....	E
Stevens, Grover.....	1962.....	HB
Stevens, Harold.....	1979.....	MG
Stevens, Mick.....	1959-61.....	HB
Stevenson.....	1924-25.....	QB-HB
Stewart, Cal.....	1972.....	FB
Stewart, Justin.....	2007.....	FS
Stilling, Richard.....	1956-58.....	G
Stingily, Cameron.....	2010.....	LB
Stinson, Dan.....	2008-09.....	Mgr.
Stobbs, Mathew.....	1916.....	G
Stokes, Mike.....	1996.....	TB
Stone, Demetrius.....	2010-12.....	DB
Storey, Judd.....	1943.....	HB
Strasser, Mike.....	1986-90.....	HB
Streich, Bob.....	1974-75.....	LB
Stricker, Ralph.....	1947.....	T
Strickland, Ralph.....	1994-95.....	FLK
Strickling, Darrel.....	1988.....	DT
Strombom, Leland.....	1927-30.....	HB
Strothman, Kursten.....	2001-04.....	LB
Struckman, Walt.....	1951-52.....	T
Stuart, Mark.....	1977-78.....	FS
Sugrue, John.....	1984-85, 87.....	OL
Sulaver, Lou.....	1958.....	E
Sutfin, Vernon.....	1928-31.....	HB
Sutherland, Garrett.....	1994-97.....	ILB
Sutherland, Mike.....	1993-95.....	OG-C
Suvada, Bob.....	1969.....	OG
Swallow, John.....	1957-58.....	Mgr.
Swanson, Carl.....	1927.....	E
Swanson, Chester.....	1929, 31.....	E-HB
Swanson, Jim.....	1929-31.....	DE
Sweeney, Frank.....	1989.....	DE
Sweet, James.....	1909-10.....	G
Swider, John.....	1948-50.....	T
Szukis, George.....	1965-67.....	DE
Szukis, Phil.....	1968-70.....	DE
Szumarski, Roman.....	1973-75.....	DT

T

Taffe, Charles.....	1956.....	C
Taffey, Charles.....	1993-96.....	TB
Tarquino, Ben.....	1965, 67.....	OT
Tate, Darian.....	1998-2000.....	DT
Taxman, Harold.....	1938-41.....	G
Taylor, Darryl.....	1983-86.....	QB-SE
Taylor, Gerard.....	2000-03.....	SS-CB
Taylor, Jeff.....	1990-92.....	DB
Taylor, Justin.....	2000.....	TE
Taylor, Marshall.....	1985-88.....	QB
Taylor, Rodney.....	1985-88.....	HB
Taylor, Rufus.....	1986-87.....	CB
Tazewell, Richard.....	1926-27.....	C
Tearney, Orville.....	1903.....	G
Tedeschi, Jim.....	1972-73.....	LB
Telleson, Eugene.....	1945.....	T
Templin, James.....	1935-36.....	T
Tenner, Norman.....	1938.....	T
Tense, Panan.....	2009.....	OL
Terhune, John.....	1936-37.....	HB
Terna, Mike.....	1977-80.....	ILB
Terrell, Roland.....	1992-93.....	OG
Terwilliger, George.....	1923-24.....	G
Terwilliger, John.....	1965-67.....	FB
Tewksbury, Glenn.....	1920.....	G
Tharp, Jeff.....	1981-84.....	OT
Tharp, Larry.....	1981-82.....	C
Thomas, Bob.....	1990-91.....	Mgr.
Thomas, Chris.....	1998.....	CB
Thomas, Hollis.....	1993-95.....	NG
Thomas, Wyatt.....	2000.....	TB
Thompson, Ernie.....	1959-62.....	HB
Thompson, Miles.....	1922, 24.....	T
Thompson, Vernie.....	1929-31.....	T
Thompson, Vince.....	1999-2002.....	CB
Thorgesen, Boone.....	2009.....	DB
Thornton, Chris.....	1995-96.....	OT
Thrawl, Forrest.....	1994-96.....	Mgr.
Todd, M.W.....	1906.....	G
Tompkins, Frank.....	1904.....	QB
Townsel, Randall.....	1985-88.....	CB
Tracy, James.....	1973.....	Mgr.
Trafman, Howard.....	1986-89.....	Mgr.
Trakas, Louis.....	1935.....	HB
Tranchitella, John.....	2006-09.....	LB
Tremblay, Rich.....	1984, 86.....	S
Triplett, William.....	1994-97.....	CB
Tripp, Trudy.....	1992.....	Mgr.
Tsutsumi, Wayne.....	1969.....	ILB
Tucker, Brett.....	1985, 87-89.....	DB
Tucker, LaVerne.....	1928.....	HB
Tucker, Tom.....	1965.....	T
Tudor, Jim.....	1981-83.....	Mgr.
Turner, Giles.....	1957-58.....	HB
Turner, Greg.....	2005-08.....	WR
Turner, Michael.....	2000-03.....	TB
Turner, Pope.....	1926.....	T
Tyler, Jim.....	1973.....	OG
Tyrrell, Glen.....	1909.....	C
Tyrrell, Tim.....	1982-83.....	QB

U

Ulrich, Dick.....	1952.....	T
Ulrich, Jim.....	1940-42.....	E
Unavitch.....	1923-25.....	FB
Upton, Earl.....	1988-90.....	CB
Urban, Dan.....	1999-2000.....	QB
Urick, Harry.....	1947.....	T
Utschig, Dustin.....	2003-06.....	FS

V

Van Acker, Brian.....	2003-05.....	OG-C
Van Bellinger, Scott.....	1988-91.....	DE
Vance, Dave.....	1955.....	T
Vanderbeek, Bud.....	1928-31.....	T-E
Van Hulzen, Dave.....	1992.....	DE
Van Laanen, Jody.....	2009-10.....	S
Van Keppel, Todd.....	1981-84.....	P
VanNess, John.....	1965.....	G
VanNest, Robert.....	1943-44.....	E
Vaughn, Clarence.....	1983-84, 86.....	LB
Veith, Dave.....	1975, 77.....	OT-C

Velisek, Bob.....	1974.....	OT
Versluys, Josh.....	1998.....	Mgr.
VerStraete, Jake.....	2001-04.....	OG-OT
Vesely, Arny.....	1963-65.....	HB
Vesely, Stan.....	1964-66.....	DB
Vicary, George.....	1934.....	HB
Vicory, Jim.....	1958-60.....	HB
Vidimos, Bob.....	1948-49.....	G
Vieregg, John.....	1926.....	HB
Vincent, Chad.....	1999-2002.....	Mgr.
Vincent, Tim.....	1999-2002.....	OT
Virgl, Dave.....	1990-91.....	Mgr.
Visci, Pat.....	1966.....	QB
Volk, Jared.....	2010-12.....	OL
Vonesh, Norm.....	1959-60.....	C
Von Ohlen, Floyd.....	1930, 32.....	T-G

W

Wade, Leandrew.....	1966-68.....	DB
Wade, Philip.....	1978.....	MG
Wadzita, Mike.....	1969-70.....	C
Wagner, Rob.....	1989-92.....	DL
Wakeley, Joe.....	1956-59.....	FB
Walker, Bob.....	1945-48.....	E
Walker, Joseph.....	1905.....	E
Walker, Keith.....	1972.....	CB
Walker, Rashad.....	2000-01.....	NT
Walker, Ron.....	2009.....	WR
Walker, Steve.....	1979.....	CB
Wallace, Robert.....	2002-04.....	TB
Wallis, Jesse.....	1914.....	FB
Walter, Ray.....	1934-35.....	E
Walters, William.....	1933-36.....	E
Walthers, Clarence.....	1905-07.....	E
Walz, Tom.....	1961-64.....	LB
Waples.....	1924.....	QB
Ward, Herb.....	1957-58.....	C-T
Ward, Jimmie.....	2010-12.....	DB
Ware, Dominique.....	2010-12.....	CB
Ware, Steve.....	1971.....	C
Warner, George.....	1920-21.....	T
Warner, Gus.....	1922-25.....	HB
Washburn, Robert.....	1914.....	T
Washington, Aaron.....	1975-77.....	TE-DT
Washington, Lonnie.....	1976.....	DE
Watkins, Bill.....	1984.....	OT
Watson, Marlon.....	2003-04.....	LB
Webb, Bill.....	1946-47.....	G
Wedel, Tyler.....	2011-12.....	K
Wedige, Scott.....	2009-11.....	C
Wehrspann, Shawn.....	1992-95.....	LB
Weinberg, Kurt.....	1990-92.....	OL
Weisendanger, Dave.....	1968-70.....	OT
Weiskircher, Mike.....	1970-72.....	S-CB
Wells, Anthony.....	2010-12.....	DE
Wells, Jamison.....	2011-12.....	WR
Wenc, Dan.....	1961.....	C
Wenckowski, Eric.....	1988-90.....	C
Wendler, James.....	1965-67.....	HB
Werneck, Bill.....	1950.....	T
Wesley, Harvey.....	1978-80.....	CB
Wessels, Don.....	1950.....	Mgr.
West, Cleveland.....	1979-81.....	TB
West, Ken.....	2003-06.....	DE
Westberg, Ben.....	1996-97.....	FB
Westermeeb, Howard.....	1920.....	C
Westrick, Mike.....	1988-91.....	OL
Weydert, Jerry.....	1968.....	DE
Wharton, Dante.....	1991-94.....	FB
Whirley, Gerry.....	1986.....	DE
Whitacre, Greg.....	1975-76.....	QB
White, Art.....	1929-30.....	C-T
White, Eric.....	1988-91.....	DL
White, J.D.....	1986.....	LB
White, Wade.....	1995.....	DE
Whitfield, Demerist.....	1999-2000.....	CB
Whitney, Harry.....	1899.....	HB
Whyte, Gary.....	1974-76.....	DE-SE
Wicinski, Rob.....	1981, 83-85.....	OLB
Wick, David.....	1991-92.....	ILB
Wicks, Lou.....	1980-83.....	FB
Wickstrom, Ernie.....	1949-50.....	HB
Wilber, Josh.....	2009-10.....	P
Wilburn, Patrick.....	1985-86.....	CB

Wild, Steve.....	1990-93.....	OLB
Williams, Dick.....	1944, 48.....	E
Williams, Emanuel.....	1975.....	SE
Williams, Ken.....	1990.....	OG
Williams, Kenneth.....	1995.....	QB
Williams, Larry.....	1992-93.....	ILB
Williams, Larry.....	1999-2002.....	LB
Williams, Lawrence.....	1980.....	CB
Williams, Preston.....	2009.....	WR
Williams, Sylvester.....	1955, 57.....	E
Williamson, Spencer.....	2006-09.....	DB
Willis, Brandon.....	1994-95.....	SE
Wilmowski, Ed.....	1956, 58-60.....	T
Wilson, Dave.....	1975.....	R
Wilson, Elbert.....	1909-10.....	G
Wilson, Elray.....	2008-09.....	Mgr.
Wilson, Jack.....	1976-78.....	CB
Wilson, Martin.....	2002-05.....	DT
Wilson, Tracy.....	2008-10.....	DB
Wiltse, Franklin.....	1927.....	E
Wiltse, John.....	1900-02.....	E
Winiarski, Jeff.....	1997.....	OG
Winkle, Robert.....	1946.....	Mgr.
Windsor, Joe.....	2010-12.....	DE
Winkel, Bobby.....	2011-12.....	LB
Winslow, Ivan.....	1936.....	C
Winters, Merle.....	1945.....	E
Winters, Paul.....	1928.....	T
Wise, Bill.....	1995-98.....	OL
Wise, Paul.....	1993.....	ILB
Wittenmeier, Fred.....	1971-72.....	DE
Wittum, Tom.....	1969-71.....	P-PK
Wnek, Don.....	1970-72.....	DE
Wolber, Louis.....	1956.....	E
Wolf, Charles.....	1960-62.....	HB
Wolfe, Garrett.....	2004-06.....	TB
Womble, Jamal.....	2011.....	TB
Wood, Charles.....	1963.....	C
Wood, Lloyd.....	1913-14.....	HB
Woodburn, Roy.....	1906-08.....	HB
Woods.....	1926.....	C
Woods, Kevin.....	2002-04.....	WR
Woodyatt, Harry.....	1942.....	HB
Wooldridge, Andy.....	1984-85.....	TE
Wright, Ernie.....	1974.....	FLK
Wroblewski, Jeff.....	1990-93.....	TE
Wynn, Larry.....	1989-92.....	FLK

Y

Yocum, Kenneth.....	1994.....	HB
Yordon, Jeff.....	1966-67.....	DB-RB
Yok, Paul.....	1965-66, 68.....	DE
Youmara, Danny.....	2000.....	FS
Young, John.....	1936-39.....	E

Z

Zahner, Ron.....	1952.....	G
Zellar, Marvin.....	1899.....	G
Zielinski, Jim.....	1984.....	DT
Zobus, John.....	1958.....	T
Zumbahlen, Dennis.....	1967-68.....	LB
Zybart, Howard.....	1947-75.....	C-OG

Note: The All-Time Lettermen's list was compiled by Northern Illinois University Media Relations from archival materials and records. If there are mistakes, misspellings, or omissions, please call 815-753-1706.



NORTHERN ILLINOIS FOOTBALL HISTORY

HUSKIE ANNUAL STATISTICS

	Games	— TOTAL OFFENSE —			— RUSHING —				— PASSING —							First Downs	Fum./ Lost	Pen./ Yards
		Plays	Yards	YPG	Att.	Yards	TD	YPG	Comp.	Att.	Pct.	Yards	TD	INT	YPG			
1948	9	579	2,998	333.1	400	1,728	—	192.0	70 -	179	.391	1,270	5	14	141.1	—	—/—	— —
1949	9	595	3,062	340.2	413	1,884	—	209.3	70 -	182	.385	1,178	11	15	130.9	—	—/—	— —
1950	9	558	3,319	368.8	343	1,636	—	181.8	104 -	215	.484	1,683	15	20	187.0	—	—/—	— —
1951	9	549	3,150	350.0	297	1,282	—	142.4	115 -	252	.456	1,868	18	21	207.6	126	13/7	49-571
1952	9	601	2,472	274.7	390	1,250	—	138.9	81 -	211	.384	1,222	9	16	135.8	111	29/16	76-697
1953	9	444	1,331	147.9	305	773	—	85.9	56 -	139	.403	558	3	18	62.0	74	17/15	69-608
1954	9	549	2,361	262.3	410	1,446	—	160.7	60 -	139	.432	915	7	12	101.7	85	26/21	49-431
1955	9	461	1,389	154.3	333	861	—	95.7	50 -	128	.391	528	1	14	58.7	69	37/23	39-301
1956	9	438	1,225	136.1	341	810	—	90.0	28 -	97	.289	415	3	5	46.1	67	25/18	51-374
1957	9	461	1,911	212.3	319	783	—	87.0	52 -	142	.366	1,128	12	19	125.3	79	30/16	52-498
1958	9	584	2,738	304.2	414	1,609	—	178.8	75 -	170	.441	1,129	7	16	125.4	128	38/27	62-611
1959	9	569	2,796	310.7	383	1,357	—	150.8	95 -	186	.511	1,439	18	13	159.9	143	25/16	68-606
1960	9	552	2,749	305.4	343	1,160	—	128.9	107 -	209	.512	1,589	14	8	176.6	132	35/23	66-689
1961	9	484	2,270	252.2	275	851	—	94.6	113 -	209	.541	1,419	7	15	157.7	100	18/5	44-413
1962	9	594	3,226	358.4	231	656	—	72.9	237 -	363	.653	2,570	23	12	285.6	171	14/6	58-494
1963	9	597	3,958	439.8	191	814	9	90.4	255 -	406	.628	3,144	32	15	349.3	185	11/6	63-655
1964	9	553	2,819	313.2	325	1,343	—	149.2	114 -	228	.500	1,476	18	15	164.0	142	35/15	52-562
1965	9	617	3,435	381.7	272	1,184	—	131.6	184 -	345	.533	2,251	26	15	250.1	173	12/7	60-528
1966	10	653	3,123	312.3	330	1,007	19	100.7	155 -	323	.480	2,116	20	16	211.6	160	23/14	60-611
1967	10	707	2,939	293.9	335	731	9	73.1	170 -	372	.457	2,208	14	23	220.8	167	19/9	57-558
1968	10	735	2,978	297.8	430	1,386	9	138.6	139 -	305	.456	1,592	12	20	159.2	172	22/16	57-512
1969	10	709	2,764	276.4	481	1,770	15	177.0	102 -	228	.447	994	7	11	99.4	138	27/14	65-593
1970	10	691	2,405	240.5	476	1,390	15	139.0	104 -	215	.484	1,015	5	18	101.5	139	40/22	42-423
1971	11	789	2,821	256.4	567	1,550	19	140.9	105 -	222	.473	1,271	6	17	115.5	171	40/18	65-715
1972	11	793	3,529	320.8	639	2,730	20	248.2	60 -	154	.390	799	2	13	72.6	190	60/37	66-678
1973	11	817	4,395	399.5	668	3,489	39	317.2	58 -	149	.389	906	5	13	82.4	231	47/21	94-870
1974	11	753	3,066	278.7	568	2,046	20	186.0	80 -	185	.432	1,020	2	15	92.7	167	23/15	59-679
1975	11	760	3,710	337.3	533	2,137	15	194.3	118 -	227	.520	1,573	8	14	143.0	187	36/18	58-556
1976	11	782	2,527	229.7	563	1,690	3	153.6	74 -	219	.338	837	4	18	76.1	156	43/24	62-593
1977	11	748	2,797	254.3	539	1,692	10	153.8	109 -	209	.522	1,105	6	10	100.5	154	26/15	74-684
1978	11	899	4,059	369.0	610	2,273	16	206.6	138 -	289	.478	1,786	12	14	162.4	230	29/16	54-510
1979	11	815	3,273	297.5	632	2,246	15	204.2	67 -	183	.366	1,027	6	9	93.4	189	33/11	51-499
1980	11	814	3,608	328.0	597	2,151	23	195.5	125 -	217	.576	1,457	4	6	132.5	207	19/13	46-388
1981	11	771	2,910	264.6	549	1,759	15	159.9	104 -	222	.469	1,151	5	11	104.6	168	34/17	64-709
1982	10	705	2,875	287.5	542	2,017	11	201.7	65 -	163	.398	858	2	5	85.8	174	22/14	61-523
1983	11	799	3,702	336.5	598	2,380	25	216.4	97 -	201	.483	1,322	9	6	120.2	208	24/10	67-622
1984	11	744	3,006	273.3	433	1,121	5	101.9	160 -	311	.514	1,885	12	20	171.4	163	16/8	62-536
1985	11	764	3,214	292.2	567	2,020	15	183.7	97 -	197	.492	1,194	5	11	108.5	182	38/17	67-610
1986	11	770	3,404	309.5	611	2,227	16	202.5	79 -	159	.497	1,177	3	12	107.0	189	46/21	72-649
1987	11	874	4,420	401.8	701	3,246	31	295.1	92 -	173	.532	1,174	4	6	106.7	244	38/15	51-484
1988	11	735	3,412	310.2	606	2,439	13	221.7	63 -	129	.488	973	3	7	88.5	190	39/19	53-482
1989	11	808	4,502	409.3	680	3,639	40	330.8	65 -	128	.508	863	5	4	78.5	235	36/8	59-501
1990	11	739	4,661	423.7	618	3,791	36	344.6	60 -	121	.496	870	8	5	79.1	227	47/18	58-524
1991	11	743	2,984	271.3	570	1,961	12	178.3	74 -	173	.428	1,023	6	7	93.0	174	42/20	45-352
1992	11	730	3,461	314.6	489	1,924	15	174.9	118 -	241	.490	1,537	7	15	139.7	208	31/10	57-423
1993	11	731	3,838	348.9	510	2,311	18	210.1	113 -	221	.511	1,527	7	16	138.8	186	35/17	71-547
1994	11	793	4,088	371.6	578	2,516	29	228.7	106 -	215	.493	1,572	9	7	142.9	212	46/13	87-774
1995	11	779	3,966	360.5	546	2,497	18	227.0	100 -	233	.429	1,469	12	10	133.5	205	34/15	82-660
1996	11	724	2,947	267.9	464	1,471	14	133.7	127 -	260	.488	1,476	5	14	134.2	168	31/9	64-483
1997	11	711	2,910	264.6	465	1,417	7	128.9	120 -	246	.488	1,493	8	7	135.7	160	33/16	58-535
1998	11	698	2,676	243.3	435	1,362	11	123.8	128 -	263	.487	1,314	5	15	119.5	147	20/15	51-413
1999	11	754	3,795	345.0	462	1,727	14	157.0	156 -	292	.534	2,068	16	12	188.0	213	14/6	56-571
2000	11	813	4,706	427.8	539	2,509	35	228.1	149 -	274	.544	2,197	13	11	199.7	255	17/8	64-582
2001	11	808	3,746	340.5	466	1,589	14	144.5	171 -	342	.500	2,157	14	9	196.1	206	14/5	65-581
2002	12	806	4,514	376.1	541	2,409	24	200.8	135 -	265	.509	2,105	16	7	175.4	224	27/13	62-606
2003	12	858	4,547	378.9	508	1,920	20	160.0	207 -	350	.591	2,627	25	10	218.9	235	12/7	67-615
2004	12	855	5,265	438.8	550	2,858	28	238.2	168 -	305	.551	2,407	22	11	200.6	261	8/1	67-605
2005	12	815	5,329	444.1	478	2,480	28	206.7	229 -	337	.680	2,849	24	10	237.4	254	19/12	74-705
2006	13	829	4,722	363.2	443	2,142	20	164.8	217 -	386	.562	2,580	16	15	164.8	243	11/4	62-521
2007	12	806	4,055	337.9	428	1,626	11	135.5	220 -	378	.582	2,429	14	19	202.4	213	20/13	61-559
2008	13	813	4,356	335.1	501	2,226	22	171.2	176 -	312	.564	2,130	13	12	163.8	230	12/6	63-570
2009	13	805	4,487	345.2	531	2,537	27	195.2	168 -	274	.613	1,950	14	8	150.0	232	16/8	70-600
2010	14	910	6,300	450.0	581	3,645	42	260.4	208 -	329	.632	2,655	23	8	189.6	303	12/6	63-587
2011	14	1,003	6,664	476.0	595	3,278	34	234.1	253 -	408	.620	3,386	29	6	241.9	333	19/13	77-748
2012	14	1,023	6,574	469.6	613	3,335	44	238.2	245 -	410	.598	3,335	26	6	231.4	326	20/14	83-767

Note: Regular-season statistics do not include bowl games prior to 2004. Season-high totals in bold.



NORTHERN ILLINOIS FOOTBALL HISTORY

OPPONENT ANNUAL STATISTICS

	Games	— TOTAL OFFENSE —			— RUSHING —				— PASSING —							First Downs	Fum./ Lost	Pen./ Yards
		Plays	Yards	YPG	Att.	Yards	TD	YPG	Comp.	Att.	Pct.	Yards	TD	INT	YPG			
1948	9	461	1,935	215.0	338	1,170	—	130.0	48 -	123	.390	765	5	12	85.0	—	—/—	— —
1949	9	570	2,541	282.3	368	1,204	—	133.8	96 -	202	.475	1,337	9	25	148.6	—	—/—	— —
1950	9	597	3,304	367.1	445	2,350	—	261.1	69 -	152	.454	954	7	17	106.0	—	—/—	— —
1951	9	565	1,924	213.8	421	1,141	—	126.8	61 -	144	.424	783	3	29	87.0	89	21/11	36-335
1952	9	552	2,277	253.0	404	1,504	—	167.1	58 -	148	.392	773	5	11	85.9	91	29/15	62-631
1953	9	571	2,978	330.9	417	1,809	—	201.0	81 -	154	.526	1,169	15	14	129.9	139	17/13	76-750
1954	9	549	2,361	262.3	410	1,446	—	160.7	60 -	139	.432	915	7	12	101.7	120	29/16	65-585
1955	9	518	2,980	331.1	409	2,295	—	255.0	38 -	109	.349	685	6	11	76.1	133	37/33	64-595
1956	9	586	2,563	284.8	490	2,001	—	222.3	42 -	96	.438	562	4	10	62.4	128	26/14	51-519
1957	9	615	2,641	293.4	485	1,879	—	208.8	53 -	130	.408	762	8	8	84.7	143	35/21	66-645
1958	9	599	2,557	284.1	471	1,738	—	193.1	66 -	128	.516	819	5	7	91.0	122	30/22	55-514
1959	9	532	1,455	161.7	406	1,025	—	113.9	38 -	126	.302	430	2	15	47.8	96	39/17	51-483
1960	9	583	1,881	209.0	399	1,145	—	127.2	59 -	184	.321	736	4	20	81.8	119	31/19	48-467
1961	9	602	2,343	260.3	477	1,704	—	189.3	41 -	125	.328	639	3	13	71.0	130	28/17	35-350
1962	9	555	1,906	211.8	370	1,127	—	125.2	62 -	185	.335	779	3	19	86.6	109	15/8	63-560
1963	9	590	1,947	216.3	389	967	—	107.4	83 -	201	.413	980	3	23	108.9	108	26/16	53-539
1964	9	577	2,171	241.2	378	1,112	—	123.6	93 -	199	.467	1,059	7	19	117.7	122	28/18	38-404
1965	9	601	2,154	239.3	358	1,059	—	117.7	111 -	243	.457	1,095	5	14	121.7	138	29/14	33-375
1966	10	753	2,551	255.1	521	1,668	—	166.8	95 -	232	.409	883	2	21	88.3	151	31/20	55-542
1967	10	735	3,074	307.4	522	1,835	15	183.5	100 -	213	.469	1,239	8	16	123.9	173	32/20	75-705
1968	10	741	3,347	334.7	503	1,812	17	181.2	125 -	238	.525	1,535	15	8	153.5	179	20/12	65-566
1969	10	783	4,055	405.5	497	2,193	25	219.3	133 -	286	.465	1,862	10	15	186.2	208	17/12	67-664
1970	10	768	3,906	390.6	534	2,156	19	215.6	115 -	234	.491	1,750	16	15	175.0	197	29/16	78-777
1971	11	756	3,608	328.0	522	2,109	22	191.7	94 -	234	.402	1,499	7	17	136.3	172	49/20	60-645
1972	11	734	2,807	255.2	514	1,549	13	140.8	96 -	220	.436	1,258	6	17	114.4	153	44/23	45-527
1973	11	780	3,816	346.9	556	2,206	22	200.5	108 -	224	.482	1,610	13	14	146.3	204	30/16	67-605
1974	11	829	3,882	352.9	645	2,677	24	243.4	93 -	184	.505	1,205	7	12	109.5	212	36/19	56-554
1975	11	768	3,903	354.8	592	2,784	20	253.1	81 -	176	.460	1,119	7	8	101.7	193	37/21	61-600
1976	11	743	3,957	359.7	579	2,759	36	250.8	81 -	164	.494	1,198	8	8	108.9	184	30/20	71-784
1977	11	817	3,682	334.7	654	2,709	21	246.3	74 -	163	.454	973	8	9	88.5	203	43/21	78-781
1978	11	805	3,779	343.5	632	2,714	32	246.7	78 -	173	.451	1,065	2	15	96.8	187	36/18	58-574
1979	11	719	3,454	314.0	512	2,077	22	188.8	101 -	207	.488	1,377	6	9	125.2	183	29/17	54-625
1980	11	751	3,191	290.1	552	2,002	17	182.0	106 -	199	.533	1,189	4	13	108.1	197	25/9	49-519
1981	11	753	3,305	300.5	558	2,180	16	198.2	91 -	195	.467	1,125	10	14	102.3	181	32/15	61-590
1982	10	689	2,986	298.6	462	1,537	9	153.7	122 -	227	.537	1,449	5	15	144.9	171	21/10	55-457
1983	11	724	3,205	291.4	421	1,490	14	135.5	163 -	303	.538	1,715	4	21	155.9	179	19/7	59-559
1984	11	798	3,463	314.8	528	1,589	12	144.5	157 -	270	.581	1,874	8	12	170.4	185	25/11	71-651
1985	11	763	4,006	364.2	434	1,573	15	143.0	176 -	329	.535	2,433	15	18	221.2	213	25/16	68-580
1986	11	710	3,793	344.8	438	1,847	21	167.9	153 -	272	.563	1,946	16	6	176.9	187	21/10	67-589
1987	11	750	3,690	335.5	455	1,731	23	157.4	169 -	295	.573	1,959	10	24	178.1	203	27/6	59-552
1988	11	821	3,739	339.9	515	1,917	14	174.3	166 -	306	.542	1,822	6	16	165.6	227	29/14	58-547
1989	11	717	3,854	350.4	366	1,425	15	129.5	220 -	351	.627	2,429	17	14	220.8	214	27/13	64-517
1990	11	839	4,089	371.7	553	2,290	26	208.2	155 -	286	.542	1,799	8	15	163.5	242	26/10	48-406
1991	11	832	4,989	453.5	528	2,384	28	216.7	177 -	304	.582	2,605	18	10	236.8	264	19/9	72-588
1992	11	838	3,841	349.2	507	2,066	14	187.8	178 -	331	.538	1,775	7	11	161.4	230	23/12	51-486
1993	11	799	4,528	411.6	497	2,092	16	190.2	179 -	302	.593	2,436	21	9	221.5	220	34/13	54-392
1994	11	781	3,959	359.9	442	1,545	23	140.5	174 -	339	.513	2,414	14	15	219.5	212	39/16	73-634
1995	11	835	5,064	460.4	495	2,379	22	216.3	195 -	340	.574	2,685	29	8	244.1	261	30/11	85-755
1996	11	833	4,964	451.3	582	3,030	29	275.5	149 -	251	.594	1,934	16	7	175.8	267	43/17	64-545
1997	11	772	4,704	427.6	514	2,639	26	239.9	147 -	258	.570	2,065	21	7	187.7	245	23/13	68-574
1998	11	812	3,991	362.8	529	2,083	24	189.4	159 -	283	.562	1,908	14	8	173.5	212	26/17	79-677
1999	11	803	3,951	359.2	456	1,789	15	162.6	192 -	347	.553	2,162	16	13	196.5	224	21/9	79-660
2000	11	746	3,969	360.8	404	1,658	18	150.7	204 -	342	.596	2,311	19	12	210.1	210	23/15	76-723
2001	11	825	4,240	385.5	463	1,734	16	157.6	204 -	362	.564	2,506	18	17	227.8	228	12/6	80-714
2002	12	875	4,641	386.8	447	1,582	17	131.8	243 -	428	.567	3,059	17	21	254.9	230	18/7	82-708
2003	12	861	4,459	371.6	469	1,693	16	141.1	219 -	392	.559	2,766	15	23	230.5	223	24/8	83-702
2004	12	869	4,513	376.1	466	1,837	17	153.1	239 -	403	.593	2,676	14	13	223.0	256	18/7	59-504
2005	12	898	4,439	369.9	454	1,775	13	147.9	254 -	444	.572	2,664	19	11	222.0	259	14/10	65-571
2006	13	852	4,741	364.7	441	1,873	14	121.9	265 -	411	.645	3,156	22	7	242.8	241	23/14	75-724
2007	12	902	5,211	434.2	536	2,521	27	210.1	218 -	366	.596	2,690	16	7	224.2	267	13/8	72-708
2008	13	775	3,880	298.5	437	1,786	13	137.4	208 -	338	.615	2,094	13	6	161.1	215	21/14	61-464
2009	13	769	4,289	329.9	422	1,617	13	124.4	225 -	374	.602	2,672	18	8	205.5	229	29/15	62-506
2010	14	907	4,686	334.7	459	1,771	16	126.5	263 -	448	.587	2,915	15	16	208.2	250	14/9	79-740
2011	14	1,060	5,813	415.2	582	2,343	23	167.4	271 -	478	.567	3,470	29	13	247.9	319	19/12	86-758
2012	14	1,096	5,170	369.3	587	2,049	21	146.4	284	509	.558	3,121	11	15	222.9	313	22/12	66-629

Note: Regular-season statistics do not include bowl games prior to 2004. Season-high totals in bold.



NORTHERN ILLINOIS FOOTBALL HISTORY

ANNUAL RESULTS

Year	Head Coach	Record	Conf./Finish	Pts.	Opp.
1899	John L. Keith	1-0-2	n/a	21	15
1900	John L. Keith	2-2-2	n/a	50	50
1901	John L. Keith	6-1-0	n/a	108	18
1902	John L. Keith	5-1-1	n/a	75	16
1903	John L. Keith	3-3-0 x	n/a	44	43
1904	Dixie Fleager	5-0-0	n/a	90	17
1905	Harry Sauthoff	3-1-1	n/a	25	12
1906	Nelson A. Kellogg	4-2-1	n/a	38	23
1907	Nelson A. Kellogg	1-4-1	n/a	67	63
1908	Nelson A. Kellogg	1-5-1	n/a	31	81
1909	Nelson A. Kellogg	2-6-0	n/a	74	171
1910	William W. Wirtz	4-2-1	n/a	67	39
1911	William W. Wirtz	8-1-2	n/a	196	84
1912	William W. Wirtz	3-5-0	n/a	114	167
1913	William W. Wirtz	3-3-3	n/a	56	236
1914	William W. Wirtz	7-0-1	n/a	148	13
1915	William W. Wirtz	2-5-1	n/a	81	210
1916	William W. Wirtz	6-1-1	n/a	105	19
1917	No team - World War I				
1918	No team - World War I				
1919	No team - World War I				
1920	Paul Harrison	3-5-0	n/a	153	93
1921	Paul Harrison	3-5-0	n/a	193	168
1922	Paul Harrison	5-4-1	3-1-1	138	94
1923	William Muir	1-4-3	0-2-3	73	171
1924	William Muir	4-4-0	1-3	156	85
1925	William Muir	6-1-0	4-0	52	5
1926	Roland Cowell	5-1-1	n/a	71	26
1927	Roland Cowell	1-4-1	n/a	49	92
1928	Roland Cowell	0-6-1	0-2-1	12	139
1929	George Evans	6-1-1	3-1-1	124	24
1930	George Evans	6-2-1	3-1-1	152	60
1931	George Evans	5-3-0	4-2	76	59
1932	George Evans	4-2-1	2-2-1	76	27
1933	George Evans	5-4-0	4-3	113	58
1934	George Evans	5-1-2	4-1-2	109	42
1935	George Evans	7-1-1	5-1-1	201	20
1936	George Evans	4-3-1	3-2-1	60	59
1937	George Evans	3-2-3	3-2-1	53	40
1938	George Evans	6-1-1	4-0/1st	133	34
1939	George Evans	5-2-1	3-1	96	44
1940	George Evans	6-3-0	2-2	115	116
1941	George Evans	7-1-1	3-1	167	45
1942	George Evans	4-2-2	2-0-2	75	75
1943	George Evans	4-1-1	1-0	117	53
1944	George Evans	7-0-0	3-0/1st	113	48
1945	George Evans	4-3-0	2-2	110	70
1946	George Evans	9-2-0 ^	4-0	207	99
1947	George Evans	4-3-3 ^	2-1-1	131	97
1948	George Evans	6-4-0	2-2	175	147
1949	George Evans	7-2-1	2-1-1	273	157
1950	George Evans	3-6-0	2-4	193	256
1951	George Evans	9-0-0	6-0/1st	223	101
1952	George Evans	3-6-0	2-4	110	194
1953	George Evans	1-8-0	1-5	74	255
1954	George Evans	2-7-0	1-5	79	187
1955	Robert Kahler	0-8-1	0-5-1	31	233
1956	Howard Fletcher	1-8-0	0-6	46	188
1957	Howard Fletcher	2-7-0	1-5	132	268
1958	Howard Fletcher	4-5-0	2-4	184	184
1959	Howard Fletcher	7-2-0	4-2/t-2nd	246	124
1960	Howard Fletcher	7-2-0	4-2/3rd	217	126
1961	Howard Fletcher	4-4-1	3-2-1/t-4th	159	129
1962	Howard Fletcher	8-2-0 ^	3-1/2nd	274	87
1963	Howard Fletcher	10-0-0 ^	4-0/1st	337	97
1964	Howard Fletcher	7-2-0	3-1/t-1st	190	131

Year	Head Coach	Record	Conf./Finish	Pts.	Opp.
1965	Howard Fletcher	9-1-0 ^	4-0/1st	290	147
1966	Howard Fletcher	8-2-0	n/a	293	153
1967	Howard Fletcher	5-5-0	n/a	162	198
1968	Howard Fletcher	2-8-0	n/a	154	258

-Beginning of Major College Era-

Year	Head Coach	Record	Conf./Finish	Pts.	Opp.
1969	Richard Urich	3-7-0	n/a	191	284
1970	Richard Urich	3-7-0	n/a	168	281
1971	Jerry Ippoliti	5-5-1	n/a	202	232
1972	Jerry Ippoliti	7-4-0	n/a	198	141
1973	Jerry Ippoliti	6-5-0	n/a	327	270
1974	Jerry Ippoliti	4-7-0	n/a	186	261
1975	Jerry Ippoliti	3-8-0	2-3/7th	193	230
1976	Pat Culpepper	1-10-0	0-6/10th	56	366
1977	Pat Culpepper	3-8-0	2-5/8th	138	249
1978	Pat Culpepper	5-6-0	2-4/7th	232	284
1979	Pat Culpepper	5-5-1	3-3-1/6th	177	206
1980	Bill Mallory	7-4-0	4-3/t-3rd	216	175
1981	Bill Mallory	3-8-0	2-7/9th	160	217
1982	Bill Mallory	5-5-0	5-4/t-5th	137	136
1983	Bill Mallory	10-2-0 ^	8-1/1st	314	203
1984	Lee Corso	4-6-1	3-5-1/5th	153	188
1985	Jerry Pettibone	4-7-0	4-4/5th	174	259
1986	Jerry Pettibone	2-9-0	n/a	144	308
1987	Jerry Pettibone	5-5-1	n/a	305	262
1988	Jerry Pettibone	7-4-0	n/a	155	185
1989	Jerry Pettibone	9-2-0	n/a	344	269
1990	Jerry Pettibone	6-5-0	n/a	333	260
1991	Charlie Sadler	2-9-0	n/a	143	364
1992	Charlie Sadler	5-6-0	n/a	203	193
1993	Charlie Sadler	4-7-0	3-3/5th	227	334
1994	Charlie Sadler	4-7-0	3-3/t-5th	301	294
1995	Charlie Sadler	3-8-0	3-3/t-4th	220	420
1996	Joe Novak	1-10-0	n/a	157	400
1997	Joe Novak	0-11-0	0-8/6th-W	129	382
1998	Joe Novak	2-9-0	2-6/5th-W	160	329
1999	Joe Novak	5-6-0	5-3/t-2nd-W	289	289
2000	Joe Novak	6-5-0	4-3/t-3rd-W	409	280
2001	Joe Novak	6-5-0	4-3/t-1st-W	303	292
2002	Joe Novak	8-4-0	7-1/t-1st-W	375	298
2003	Joe Novak	10-2-0	6-2/t-2nd-W	386	258
2004	Joe Novak	9-3-0 ^	7-1/t-1st-W	421	304
2005	Joe Novak	7-5-0 \$	6-2/1st-W	389	274
2006	Joe Novak	7-6-0 ^	5-3/t-3rd-W	331	275
2007	Joe Novak	2-10-0	1-6/6th-W	229	370
2008	Jerry Kill	6-7-0 ^	5-3/4th-W	314	234
2009	Jerry Kill	7-6-0 ^	5-3/2nd-W	372	281
2010	Jerry Kill*	10-3-0 \$	8-0/1st-W	532	265
	Tom Matukewicz	1-0-0 ^			
2011	Dave Doeren	11-3-0 \$^	7-1/1st-W	536	424
2012	Dave Doeren*	12-1-0 \$	8-0/1st-W	540	278
	Rod Carey	0-1-0 ^			
111-Year Totals		535-465-51	.533		

Conference Affiliations: Little 19 (1922-25, 1928-1946); IIA (1947-1965); MAC (1975-1985, 1997-present); Big West (1993-95); Independent (1996).

x denotes incomplete season results; Bold indicates college division champion; ^ indicates bowl game result included; \$ indicates MAC Championship game result included;

*Did not coach bowl game.



NORTHERN ILLINOIS FOOTBALL HISTORY

YEAR-BY-YEAR SCORES

Year-by-Year Scores Note

*1899 and 1900 season scores not available; Results include complete records for each season and listed scores indicate competition against intercollegiate opposition only. Scores of games involving other competition such as NIU Alumni All-Star and semi-pro teams, military bases, high schools, etc., are not listed but are included in the season and coaching records.

JOHN L. KEITH

1899-1903 | 5 Seasons
17-7-5 (.672)

*1899: 1-0-2

*1900: 2-2-2

1901: 6-1-0

Captain: Henry Hausen

Nov. 2	W	10	North Central	0
Nov. 16	W	17	@ North Central	6
Nov. 28	L	0	Wisconsin-Whitewater	12

Season scores are incomplete

1902: 5-1-1

Captain: Sanford Givens

Nov. 15	W	10	Eastern Illinois	0
Nov. 27	L	5	@ Wisconsin-Whitewater	16

Season scores are incomplete

1903: 3-3-0

Captains: Floyd Ritzman, Donald Kays

Oct. 24	L	0	@ Wisconsin-Platteville	12
Nov. 7	W	23	Western Illinois	0
Nov. 14	L	0	@ Eastern Illinois	29
Nov. 21	W	15	Belvidere	0

DIXIE FLEAGER

1904 | 1 Season

5-0-0 (1.000)

1904: 5-0-0

Captain: Alvin Farr

Oct. 8	W	28	Sterling	0
Oct. 22	W	11	UW-Platteville	6
Nov. 12	W	15	@ Western Illinois	0
Nov. 24	W	12	@ Wisconsin-Whitewater	11



HARRY SAUTHOFF

1905 | 1 Season

3-1-1 (.700)

1905: 3-1-1

Captain: None

Oct. 14	W	15	Sterling	0
Oct. 28	L	0	@ Wisconsin-Platteville	12



NELSON A. KELLOGG

1906-09 | 4 Seasons

8-17-3 (.339)

1906: 4-2-1

Captain: Warren Madden

Oct. 6	L	0	@ Beloit	12
Oct. 27	W	10	@ Belvidere	0
Nov. 10	W	12	Wisconsin-Platteville	0
Nov. 17	W	10	Belvidere	0
Nov. 24	W	6	@ Illinois State	5



1907: 1-4-1

Captain: None

Oct. 26	L	0	Illinois State	16
Nov. 16	T	0	@ Wisconsin-Platteville	0

1908: 1-5-1

Captain: Irwin Madden

Oct. 3	L	0	@ Dubuque	16
--------	---	---	-----------	----

1909: 2-6-0

Captain: None

Nov. 10	W	35	Dixon	0
Nov. 13	L	6	@ German Pres. Sem.	34
Nov. 20	L	11	Sterling	30

WILLIAM W. WIRTZ

1910-16 | 7 Season

33-17-9 (.636)

1910: 4-2-1

Captain: None

Nov. 12	L	3	@ Dixon	23
---------	---	---	---------	----



1911: 8-1-2

Captain: James Sawyer

Sept. 30	L	0	@ Beloit	42
Oct. 21	W	21	@ Dixon	7
Oct. 28	W	15	Dixon	10

1912: 3-5-0

Captain: William Baker

Sept. 28	L	0	@ Beloit	65
Oct. 19	W	114	Wheaton	7
Oct. 26	L	7	@ Dixon	37

1913: 3-3-3

Captain: Jesse Donyes

Oct. 4	L	0	@ Beloit	115
Nov. 15	W	12	Aurora	9
Nov. 22	L	0	@ North Central	66

1914: 7-0-1

Captain: Kennard Seyller

Oct. 3	W	7	@ Wheaton	3
Oct. 10	W	38	Mt. Morris	0
Oct. 17	W	14	@ Aurora	7
Oct. 24	W	29	Wheaton	3
Oct. 31	W	7	@ Mt. Morris	0
Nov. 7	W	10	@ North Central	0
Nov. 21	T	0	Aurora	0

1915: 2-5-1

Captain: Henry Barton

Oct. 9	W	25	North Central	14
Oct. 16	L	3	@ Wheaton	37
Oct. 23	L	0	@ St. Viator's	96
Oct. 30	L	0	@ North Central	13
Nov. 13	W	41	Wheaton	0

1916: 6-1-1

Captain: Paul Harrison

Oct. 7	W	13	@ Wheaton	0
Oct. 14	W	16	North Central	0
Oct. 21	W	7	@ Lewis	0
Nov. 4	W	52	Chicago Teachers	0
Nov. 11	W	7	@ North Central	6
Nov. 18	W	7	Wheaton	0

NIU Career Coaching Victory List

	Name	Year(s)	G	W	L	T	Pct.
1.	George "Chick" Evans	1929-54	222	132	70	20	.640
2.	Howard Fletcher	1956-68	123	74	48	1	.606
3.	Joe Novak	1996-2007	139	63	76	0	.453
4.	William W. Wirtz	1910-16	59	33	17	9	.636
	Jerry Pettibone	1985-90	66	33	32	1	.508
6.	Bill Mallory	1980-83	44	25	19	0	.568
	Jerry Ippoliti	1971-75	55	25	29	1	.464
8.	Jerry Kill	2008-10	39	23	16	0	.696
	Dave Doeren	2011-12	27	23	4	0	.852
10.	Charlie Sadler	1991-95	55	18	37	0	.327
11.	John L. Keith	1899-1903	29	17	7	5	.672
12.	Pat Culpepper	1976-79	44	14	29	1	.330
13.	William Muir	1923-25	23	11	9	3	.543
	Paul Harrison	1920-22	26	11	14	1	.442
15.	Nelson A. Kellogg	1906-09	28	8	17	3	.339
16.	Roland Cowell	1926-28	20	6	11	3	.375
	Richard Urich	1969-70	20	6	14	0	.300
18.	Dixie Fleager	1904	5	5	0	0	1.000
19.	Lee Corso	1984	11	4	6	1	.409
20.	Harry Sauthoff	1905	5	3	1	1	.700
21.	Tom Matukewicz*	2010	1	1	0	0	1.000
22.	Robert Kahler	1955	9	0	8	1	.056
23.	Rod Carey#	2012	1	0	1	0	.000
	Totals	1899-2012	1,051	535	465	51	.533

*Interim head coach for 2010 Humanitarian Bowl; #interim head coach for 2013 Orange Bowl.



YEAR-BY-YEAR SCORES

1917-19 (No teams - World War I)

PAUL HARRISON

1920-22 | 3 Seasons
11-14-1 (.442)



1920: 3-5-0

Captain: Crawford King

Oct. 2	L	14	Wheaton	16
Oct. 9	L	7	North Central	13
Oct. 16	W	64	Mt. Morris	0
Oct. 23	W	12	@ Mt. Morris	0
Oct. 30	L	0	@ Cornell	3
Nov. 6	L	7	@ Wheaton	16
Nov. 11	L	7	St. Viator's	32

1921: 3-5-0

Captain: Allan Newman

Oct. 8	L	0	Millikin	63
Oct. 15	L	0	@ Bradley	41
Oct. 22	W	64	Mt. Morris	9
Oct. 29	L	10	@ St. Viator's	19
Nov. 5	W	91	Elmhurst	10
Nov. 11	L	0	Wisconsin-Milwaukee	26
Nov. 19	L	7	@ Wheaton	10

1922: 5-4-1, 3-1-1 (Little 19)

Captain: Leo Conahan

Sept. 23	W	48	Elmhurst	0
Sept. 30	L	0	@ Beloit	34
Oct. 7	W	6	@ North Central*	0
Oct. 14	L	6	Wisconsin-Whitewater	19
Oct. 21	W	13	@ Mt. Morris*	7
Oct. 28	L	0	@ Millikin*	15
Nov. 4	W	21	Wisconsin-Platteville	7
Nov. 11	T	0	@ Illinois State*	0
Nov. 17	L	6	@ UW-Milwaukee*	12
Nov. 25	W	38	Wheaton*	0

WILLIAM MUIR

1923-25 | 3 Seasons
11-9-3 (.543)



1923: 1-4-3, 0-2-3 (Little 19)

Captain: Elmer Kujala

Sept. 22	W	40	Elmhurst	0
Sept. 29	L	7	@ Beloit	33
Oct. 6	L	0	@ Wisc.-Whitewater	28
Oct. 13	T	0	Illinois State*	0
Oct. 26	L	0	@ Eureka*	28
Nov. 9	L	6	@ Lombard*	62
Nov. 16	T	13	Mt. Morris*	13
Nov. 24	T	7	@ Wheaton*	7

1924: 4-4-0, 1-3-0 (Little 19)

Captain: Pete Ball

Oct. 4	W	45	Elmhurst	0
Oct. 9	W	17	Milton	7
Oct. 18	L	6	@ DePaul	9
Oct. 25	L	6	@ Illinois State*	9
Nov. 1	L	0	@ Mt. Morris*	37
Nov. 8	W	42	@ St. Joseph's	0
Nov. 15	W	33	Wheaton*	14
Nov. 22	L	7	Eureka*	9

1925: 6-1-0, 4-0-0 (Little 19)

Captain: Junior Hahn

Sept. 25	W	6	St. Bede's	0
Oct. 10	W	13	@ North Central*	0
Oct. 16	W	7	@ Milton	2
Oct. 24	W	8	Illinois State*	0
Oct. 31	L	0	Chicago YMCA	3
Nov. 7	W	12	Mt. Morris*	0
Nov. 14	W	6	@ Wheaton*	0

ROLAND COWELL

1926-1928 | 3 Seasons
6-11-3 (.375)



1926: 5-1-1

Captain: Wesley Cocidine

Oct. 2	W	9	American College of PE	0
Oct. 9	T	7	@ St. Bede's	7
Oct. 23	L	0	@ Dubuque	19
Oct. 30	W	32	Elmhurst	0
Nov. 6	W	14	Wisconsin-Platteville	0
Nov. 13	W	3	Indiana State	0
Nov. 20	W	6	Crane J.C.	0

1927: 1-4-1

Captains: Howard Larson, Ivan Nicholas

Oct. 8	L	6	@ Eastern Michigan	25
Oct. 15	W	12	@ Valparaiso	2
Oct. 21	L	13	Chicago YMCA	18
Nov. 5	L	6	Northern Iowa	20
Nov. 11	T	0	Wisconsin-Milwaukee	0
Nov. 19	L	12	@ Indiana State	27

1928: 0-6-1, 0-2-1 (Little 19)

Captain: Leslie Hedberg

Oct. 6	L	0	Illinois State*	10
Oct. 13	L	6	@ Wisconsin-Milwaukee	16
Oct. 20	L	6	Valparaiso	12
Oct. 27	L	0	@ Northern Iowa	39
Nov. 3	L	0	Eastern Michigan	43
Nov. 10	L	0	@ Mt. Morris*	19
Nov. 17	T	0	@ Wheaton*	0

GEORGE EVANS

1929-54 | 26 Seasons
132-70-20 (.640)



1929: 6-1-1, 3-1-1 (Little 19)

Captain: Leland Strombon

Sept. 28	W	12	LaSalle-Peru J.C.	0
Oct. 5	T	6	@ North Central*	6
Oct. 12	W	14	@ Elmhurst	0
Oct. 19	W	26	Mt. Morris*	0
Oct. 26	L	0	@ Shurtleff*	6
Nov. 2	W	34	@ Valparaiso	0
Nov. 9	W	12	@ Illinois State*	6
Nov. 15	W	20	Wheaton*	6

1930: 6-2-1, 3-1-1 (Little 19)

Captain: John McNamara

Sept. 26	W	18	@ St. Viator's	0
Oct. 4	W	7	Wisconsin-Whitewater	0
Oct. 11	W	35	@ Wheaton*	0
Oct. 18	W	13	@ Illinois College*	0
Oct. 25	L	0	@ Shurtleff*	7
Nov. 1	L	13	@ Wisconsin-Milwaukee	20
Nov. 7	W	19	Illinois State*	7
Nov. 11	W	34	Crane J.C.	13
Nov. 20	T	13	North Central*	13

1931: 5-3-0, 4-2-0 (Little 19)

Captain: Vernon Sutfin

Sept. 26	L	0	@ Wisconsin-Whitewater	25
Oct. 3	W	12	@ Illinois State*	0
Oct. 10	W	19	Wisconsin-Milwaukee	2
Oct. 17	W	7	Illinois College*	6
Oct. 31	W	6	St. Viator's*	0
Nov. 7	L	6	@ North Central*	19
Nov. 14	W	20	Wheaton*	0
Nov. 21	L	6	@ Southern Illinois*1	7

1932: 4-2-1, 2-2-1 (Little 19)

Captain: Byron Kaiser

Oct. 1	L	7	Illinois State*	8
Oct. 8	L	0	@ Eureka*	7
Oct. 15	T	0	Southern Illinois*	0
Oct. 22	W	31	@ Crane J.C.	6
Oct. 29	W	25	Wisconsin-Platteville	6
Nov. 4	W	7	North Central*	0
Nov. 12	W	6	@ Wheaton*	0

1933: 5-4-0, 4-3-0 (Little 19)

Captain: Art Court, Jack Mustapha

Sept. 31	L	7	@ Illinois State*	19
Oct. 7	W	12	Eureka*	0
Oct. 14	L	0	@ Gary J.C.	7
Oct. 21	W	12	Eastern Illinois*	6
Oct. 27	W	40	Wisconsin-Platteville	0
Nov. 4	L	0	@ Millikin*	7
Nov. 10	W	25	Wheaton*	0
Nov. 18	W	17	Elmhurst*	6
Nov. 25	L	0	@ Southern Illinois*	13

1934: 5-1-2, 4-1-2 (Little 19)

Captain: Russ Erb

Oct. 6	W	24	@ Eureka*	0
Oct. 13	T	6	Illinois Wesleyan*	6
Oct. 20	W	7	@ Wheaton*	6
Oct. 27	L	0	Southern Illinois*	6
Nov. 3	T	0	Illinois State*	0
Nov. 10	W	40	@ Elmhurst*	12
Nov. 17	W	14	Wisconsin-Whitewater	0
Nov. 24	W	18	@ Eastern Illinois*	12

1935: 7-1-1, 5-1-1 (Little 19)

Captains: Reino Nori, William Howard

Sept. 28	W	27	@ Wisconsin-Whitewater	0
Oct. 5	T	0	@ Illinois State*	0
Oct. 12	W	27	St. Viator's*	0
Oct. 19	W	34	Chicago City College	0
Oct. 26	W	28	@ Southern Illinois*	0
Nov. 1	W	18	Wheaton*	13
Nov. 9	L	0	@ Illinois Wesleyan*	7
Nov. 16	W	18	Eureka*	0
Nov. 23	W	49	Eastern Illinois*	0



NORTHERN ILLINOIS FOOTBALL HISTORY

YEAR-BY-YEAR SCORES

1936: 4-3-1, 3-2-1 (Little 19)

Captains: William Walters, Karl Hein

Sept. 26	L	0	Wisconsin-Whitewater	7
Oct. 3	W	7	Elmhurst*	0
Oct. 10	W	14	Southern Illinois*	2
Oct. 17	W	19	@ Wheaton*	0
Oct. 24	W	14	@ Wisc.-Stevens Point	12
Oct. 31	T	6	@ Illinois State*	6
Nov. 7	L	0	Illinois Wesleyan*	19
Nov. 14	L	0	@ St. Viator's*	13

1937: 3-2-3, 3-2-1 (Little 19)

Captains: Louis DeRango, Joseph Rockenbach

Sept. 25	T	0	@ Wisc.-Whitewater	0
Oct. 2	T	7	@ Elmhurst*	7
Oct. 9	L	2	Illinois State*	14
Oct. 16	W	7	Wheaton*	0
Oct. 30	W	24	@ Eastern Illinois*	6
Nov. 6	L	0	@ Illinois Wesleyan*	7
Nov. 12	T	6	Wisc.-Stevens Point	6
Nov. 20	W	7	@ Southern Illinois*	0

1938: 6-1-1, 4-0-0 (1st, Little 19)

Captain: Curtis Larsen

Oct. 1	W	7	Eastern Illinois*	0
Oct. 8	W	26	Southern Illinois*	0
Oct. 15	W	18	@ Wheaton	6
Oct. 22	T	6	@ Dubuque	6
Oct. 29	W	28	Mankato State	6
Nov. 4	W	39	Elmhurst*	0
Nov. 12	W	2	@ Illinois State*	0
Nov. 24	L	7	@ Northeast Louisiana	15

1939: 5-2-1, 3-1-0 (Little 19)

Captains: John Young, Paul Blair

Sept. 30	L	0	@ Central Michigan	6
Oct. 7	W	13	@ Elmhurst*	0
Oct. 14	W	19	Wheaton	7
Oct. 21	W	20	Dubuque	12
Oct. 28	T	0	Wisconsin-Milwaukee	0
Nov. 4	W	13	@ Southern Illinois*	0
Nov. 11	L	7	Illinois State*	13
Nov. 18	W	22	@ Eastern Illinois*	6

1940: 6-3-0, 2-2-0 (Little 19)

Captain: Sam Smith

Sept. 28	W	7	Wisconsin-Whitewater	6
Oct. 5	L	0	@ Eastern Kentucky	35
Oct. 12	W	9	Central Michigan	6
Oct. 19	W	21	@ Wisconsin-Oshkosh	7
Oct. 26	W	12	@ Wheaton	6
Nov. 2	W	20	Southern Illinois*	6
Nov. 9	L	14	@ Illinois State*	26
Nov. 16	L	0	Eastern Illinois*	12
Nov. 21	W	32	Western Illinois*	12

1941: 7-1-1, 3-1-0 (Little 19)

Captain: Fred Spear

Sept. 27	W	14	@ Wisc.-Whitewater	0
Oct. 4	T	6	Ball State	6
Oct. 11	W	6	Illinois State*	0
Oct. 18	W	24	Wheaton	0
Oct. 25	W	33	@ Wisconsin-Oshkosh	6
Nov. 1	L	7	@ Southern Illinois*	13
Nov. 8	W	32	Wisc.-Stevens Point	12
Nov. 15	W	19	@ Eastern Illinois*	0
Nov. 20	W	25	@ Western Illinois*	7

1942: 4-2-2, 2-0-2 (Little 19)

Captain: John Farney

Sept. 26	W	13	Wisconsin-Whitewater	0
Oct. 10	T	14	Western Illinois*	14
Oct. 17	L	0	@ Ball State	14
Oct. 24	W	7	@ Wisc.-Stevens Point	0
Oct. 31	W	34	Southern Illinois*	7
Nov. 11	T	6	@ Illinois State*	6
Nov. 14	W	1	Eastern Illinois (Forfeit)*	0

1943: 4-1-1, 1-0-0 (Little 19)

Captains: Sievert Block, Wayne Cook

Oct. 9	T	0	Wheaton	0
Oct. 16	W	33	@ Western Illinois*	14
Oct. 23	W	39	Wilson J.C.	12
Oct. 30	L	13	@ Wheaton	20
Nov. 6	W	12	Concordia	0
Nov. 13	W	20	Elmhurst	7

1944: 7-0-0, 3-0-0 (1st, Little 19)

Captain: Henry Leskovec

Sept. 30	W	6	@ Elmhurst	0
Oct. 7	W	25	Eastern Illinois*	6
Oct. 14	W	25	Elmhurst	12
Oct. 21	W	13	@ Western Illinois*	6
Oct. 28	W	12	@ Concordia	6
Nov. 4	W	19	Wheaton	6
Nov. 10	W	13	@ Southern Illinois*	12

1945: 4-3-0, 2-2-0 (Little 19)

Captains: Al Hodous, Richard Piatt

Oct. 6	W	7	@ Wheaton	0
Oct. 13	W	13	Western Illinois*	6
Oct. 20	L	0	@ Illinois Wesleyan	13
Oct. 27	L	7	@ Illinois State*	19
Nov. 3	W	59	Elmhurst	0
Nov. 10	W	13	Southern Illinois*	7
Nov. 17	L	14	@ Eastern Illinois*	19

1946: 9-2-0, 4-0-0 (1st, Little 19)

Captain: Robert Duffield

Sept. 28	W	49	@ Elmhurst	6
Oct. 4	W	26	Eastern Illinois*	0
Oct. 12	W	20	Wheaton	0
Oct. 19	W	20	Illinois Wesleyan	0
Oct. 25	L	7	@ Central Michigan	58
Nov. 2	W	14	@ Western Illinois*	13
Nov. 9	W	14	Illinois State*	3
Nov. 16	W	10	@ Southern Illinois*	0
Nov. 23	W	20	@ Millikin	0

Turkey Bowl (Evansville, Ind.)

Nov. 28	L	7	@ Evansville	19
---------	---	---	--------------	----

1947: 4-3-3, 2-1-1 (IIAC)

Captain: Larry Brink

Sept. 26	L	7	@ St. Ambrose	20
Oct. 3	T	6	Central Michigan	6
Oct. 11	W	21	Eastern Michigan	6
Oct. 18	T	7	@ Illinois State*	7
Oct. 25	L	0	@ Southern Illinois*	20
Nov. 1	W	33	Western Illinois*	0
Nov. 8	W	25	Eastern Illinois*	6
Nov. 22	W	26	Millikin	6

Refrigerator Bowl (Evansville, Ind.)

Nov. 29	L	0	@ Evansville	20
---------	---	---	--------------	----

1948: 6-4-0, 2-2-0 (IIAC)

Captain: Robert Walker

Sept. 24	W	30	@ Washburn	26
Oct. 1	L	13	St. Ambrose	16
Oct. 9	L	12	Illinois State*	14
Oct. 16	L	6	@ Eastern Illinois*	15
Oct. 23	W	25	Southern Illinois*	7
Oct. 29	W	10	@ Eastern Michigan	7
Nov. 5	W	18	@ Western Illinois*	0
Nov. 13	W	28	Wisc.-Stevens Point	13
Nov. 19	L	7	@ Eastern Kentucky	32

1949: 7-2-1, 2-1-1 (IIAC)

Captain: Robert Fowlie

Sept. 23	W	40	Washburn	27
Oct. 1	W	27	@ Nebraska-Omaha	8
Oct. 8	W	39	Eastern Michigan	14
Oct. 15	L	6	Western Illinois*	27
Oct. 22	W	47	@ Illinois Wesleyan	25
Oct. 29	W	20	@ Southern Illinois*	7
Nov. 5	T	14	@ Illinois State*	14
Nov. 12	W	40	Eastern Illinois*	14
Nov. 18	L	19	Kent State	21

1950: 3-6-0, 2-4-0 (IIAC)

Captain: Eugene Duda

Sept. 23	L	13	@ Western Michigan	40
Sept. 30	W	27	Nebraska-Omaha	25
Oct. 7	W	35	@ Eastern Michigan*	13
Oct. 14	W	44	Southern Illinois*	20
Oct. 21	L	27	@ Western Illinois*	28
Oct. 27	L	7	@ Kent State	56
Nov. 3	L	14	Central Michigan*	26
Nov. 11	L	12	Illinois State*	13
Nov. 18	L	13	@ Eastern Illinois*	34

1951: 9-0-0, 6-0-0 (1st, IIAC)

Captains: George Acker, Frank Bieber

Sept. 22	W	20	@ Wisc.-Whitewater	7
Sept. 29	W	21	@ Eastern Illinois*	7
Oct. 6	W	14	@ Southern Illinois*	7
Oct. 13	W	35	Eastern Michigan*	21
Oct. 20	W	39	Illinois State*	13
Oct. 27	W	21	Nebraska-Peru	0
Nov. 2	W	26	@ Central Michigan*	13
Nov. 10	W	20	Western Illinois*	7
Nov. 17	W	27	@ Nebraska-Omaha	26

1952: 3-6-0, 2-4-0 (IIAC)

Captain: Selected each game

Sept. 20	L	7	@ Lewis	12
Sept. 27	L	7	Central Michigan*	56
Oct. 4	L	6	@ Beloit	28
Oct. 11	W	21	Southern Illinois*	7
Oct. 18	L	7	@ Eastern Michigan*	19
Oct. 25	W	28	@ Illinois State*	20
Nov. 1	W	20	Nebraska-Omaha	6
Nov. 15	L	14	@ Western Illinois*	39
Nov. 22	L	0	Eastern Illinois*	7



NORTHERN ILLINOIS FOOTBALL HISTORY

YEAR-BY-YEAR SCORES

1953: 1-8-0, 1-5-0 (IIAC)

Captain: Len Jacobson

Sept. 16	L	6	@ Lewis	12
Oct. 3	L	7	@ Beloit	31
Oct. 10	L	14	@ Southern Illinois*	27
Oct. 17	L	14	Eastern Michigan*	20
Oct. 24	L	0	Illinois State*	39
Oct. 31	L	14	@ Nebraska-Omaha	47
Nov. 6	L	0	@ Central Michigan*	46
Nov. 14	L	0	Western Illinois*	27
Nov. 21	W	19	@ Eastern Illinois*	6

1954: 2-7-0, 1-5-0 (IIAC)

Captain: John Smith

Sept. 25	L	8	@ Wheaton	13
Oct. 2	W	18	@ Beloit	0
Oct. 9	W	24	Southern Illinois*	7
Oct. 16	L	0	@ Eastern Michigan*	34
Oct. 23	L	6	@ Illinois State*	19
Oct. 30	L	7	Nebraska-Omaha	26
Nov. 6	L	7	Central Michigan*	46
Nov. 13	L	0	@ Western Illinois*	14
Nov. 20	L	9	Eastern Illinois*	28

ROBERT KAHLER

1955 | 1 Season
0-8-1 (.056)



1955: 0-8-1, 0-5-1 (IIAC)

Captain: Ed Bauer

Sept. 24	L	0	@ Wheaton	12
Oct. 1	T	7	Illinois State*	7
Oct. 8	L	0	@ Central Michigan*	61
Oct. 15	L	0	Bradley	40
Oct. 22	L	6	Western Illinois*	39
Oct. 29	L	12	@ Nebraska-Omaha	27
Nov. 5	L	0	@ Eastern Illinois*	14
Nov. 12	L	6	Eastern Michigan*	13
Nov. 19	L	0	@ Southern Illinois*	20

HOWARD FLETCHER

1956-68 | 13 Seasons
74-48-1 (.606)



1956: 1-8-0, 0-6-0 (IIAC)

Captains: Dan Biddick, Tom Skubich

Sept. 22	W	7	@ Wheaton	6
Sept. 29	L	0	@ Illinois State*	3
Oct. 6	L	0	Central Michigan*	41
Oct. 13	L	7	@ Bradley	26
Oct. 19	L	6	@ Western Illinois*	34
Oct. 27	L	0	Nebraska-Omaha	12
Nov. 3	L	6	Eastern Illinois*	13
Nov. 10	L	7	@ Eastern Michigan*	25
Nov. 17	L	13	Southern Illinois*	28

1957: 2-7-0, 1-5-0 (IIAC)

Captain: Larry Leadley

Sept. 21	L	7	Wheaton	25
Sept. 28	W	19	@ Beloit	12
Oct. 5	W	27	@ Eastern Illinois*	20
Oct. 12	L	13	Western Illinois*	33
Oct. 19	L	13	@ Central Michigan*	52
Oct. 26	L	7	Illinois State*	13
Nov. 2	L	20	Eastern Michigan*	54
Nov. 9	L	7	@ Nebraska-Omaha	14
Nov. 16	L	19	@ Southern Illinois*	45

1958: 4-5-0, 2-4-0 (IIAC)

Captains: Ronald Hansen, Richard Stilling

Sept. 20	L	20	@ Wheaton	40
Sept. 27	W	27	Beloit	6
Oct. 4	W	24	Eastern Illinois*	12
Oct. 11	L	7	@ Western Illinois*	38
Oct. 18	L	23	Central Michigan*	33
Oct. 25	L	18	@ Illinois State*	33
Nov. 1	L	7	@ Eastern Michigan*	15
Nov. 8	W	41	Nebraska-Omaha	0
Nov. 15	W	17	Southern Illinois*	7

1959: 7-2-0, 4-2-0 (t-2nd, IIAC)

Captains: Wayne Dannehl, Dale Berman

Sept. 19	W	35	Wheaton	8
Sept. 26	W	26	@ North Central	7
Oct. 3	W	20	@ Southern Illinois*	15
Oct. 10	W	38	@ Eastern Illinois*	6
Oct. 17	L	13	Western Illinois*	18
Oct. 24	L	7	@ Central Michigan*	29
Oct. 31	W	40	Illinois State*	14
Nov. 7	W	34	Eastern Michigan*	0
Nov. 14	W	33	@ Hillsdale	27

1960: 7-2-0, 4-2-0 (3rd, IIAC)

Captains: Robert Seamans, Derril Corbett

Sept. 17	W	26	North Central	6
Sept. 24	W	21	@ Wheaton	8
Oct. 1	L	20	Southern Illinois*	21
Oct. 8	W	28	Eastern Illinois*	20
Oct. 15	L	19	@ Western Illinois*	30
Oct. 22	W	36	Central Michigan*	15
Oct. 29	W	20	@ Illinois State*	0
Nov. 5	W	19	@ Eastern Michigan*	0
Nov. 12	W	28	Wisconsin-La Crosse	26

1961: 4-4-1, 3-2-1 (t-4th, IIAC)

Captains: Marv Baker, Tom Beck

Sept. 16	W	49	NW Missouri State	0
Sept. 23	L	2	Wheaton	7
Sept. 29	L	13	@ NE Missouri State	28
Oct. 7	L	6	@ Southern Illinois*	35
Oct. 14	T	20	@ Eastern Illinois*	20
Oct. 21	W	23	Western Illinois*	22
Oct. 28	W	11	@ Central Michigan*	0
Nov. 4	L	0	Illinois State*	7
Nov. 11	W	35	Eastern Michigan*	10

1962: 8-2-0, 3-1-0 (2nd, IIAC)

Captain: Michael Henigan

Sept. 15	W	17	@ Wisc.-Whitewater	0
Sept. 22	W	27	Winona State	0
Sept. 29	W	37	Northeast Missouri State	8
Oct. 6	W	13	@ Nebraska-Omaha	7
Oct. 13	W	21	Eastern Illinois*	0
Oct. 20	W	14	@ Western Illinois*	0
Oct. 27	L	27	Central Michigan*	35
Nov. 3	W	48	@ Illinois State*	7
Nov. 10	W	50	Wisconsin-La Crosse	7

Mineral Water Bowl (Excelsior Springs, Mo.)

Nov. 24	L	20	vs. Adams State	23
---------	---	----	-----------------	----

1963: 10-0-0, 4-0-0 (1st, IIAC)

NCAA College Division Champions

Captains: Michael Henigan, George Bork

Sept. 14	W	55	Wisconsin-Whitewater	7
Sept. 21	W	61	@ Winona State	0
Sept. 28	W	21	@ NE Missouri State	12
Oct. 5	W	18	Nebraska-Omaha	7
Oct. 12	W	19	Hillsdale	13
Oct. 19	W	43	Illinois State*	0
Oct. 26	W	43	@ Eastern Illinois*	0
Nov. 2	W	29	Western Illinois*	22
Nov. 9	W	27	@ Central Michigan*	22

Mineral Water Bowl (Excelsior Springs, Mo.)

Nov. 30	W	21	vs. Southwest Missouri St.	14
---------	---	----	----------------------------	----

1964: 7-2-0, 3-1-0 (t-1st, IIAC)

Captains: Jack Dean, Lynn McCann

Sept. 19	W	32	@ Wisc.-Whitewater	13
Sept. 26	L	20	@ Nebraska-Omaha	26
Oct. 3	W	29	Wisconsin-Milwaukee	18
Oct. 10	W	20	@ Illinois State*	14
Oct. 17	W	14	Bradley	3
Oct. 24	W	35	Eastern Illinois*	14
Oct. 31	L	7	@ Western Illinois*	20
Nov. 7	W	19	Central Michigan*	14
Nov. 14	W	14	Northern Iowa	9

1965: 9-1-0, 4-0-0 (1st, IIAC)

Captains: Ron Christian, Terry Henigan

Sept. 18	W	28	Wisc.-Whitewater	14
Sept. 25	W	28	Nebraska-Omaha	13
Oct. 2	W	19	@ Central Michigan*	14
Oct. 9	W	22	Northeast Missouri St.	20
Oct. 16	W	27	@ Bradley	7
Oct. 23	W	38	@ Wisc.-Milwaukee	12
Oct. 30	W	20	@ Eastern Illinois*	11
Nov. 6	W	48	Illinois State*	6
Nov. 13	W	40	Western Illinois*	13

Mineral Water Bowl (Excelsior Springs, Mo.)

Nov. 27	L	20	vs. North Dakota	37
---------	---	----	------------------	----

1966: 8-2-0

Captains: Dan Meyer, Joseph Bertone

Sept. 17	W	34	Butler	6
Sept. 24	L	7	Kent State	26
Oct. 1	W	20	Central Michigan	13
Oct. 8	W	38	@ Ball State	24
Oct. 15	W	49	Bradley	18
Oct. 22	W	14	@ Hillsdale	7
Oct. 29	W	31	Akron	18
Nov. 5	L	8	@ Illinois State	27
Nov. 12	W	44	@ Western Illinois	6
Nov. 19	W	48	Wisconsin-Milwaukee	8



NORTHERN ILLINOIS FOOTBALL HISTORY

YEAR-BY-YEAR SCORES

1967: 5-5-0

Captains: Jack Frost, Eugene Johnston

Sept. 16	W	24	@ Butler	7
Sept. 23	L	0	@ Kent State	35
Sept. 30	W	34	Indiana State	0
Oct. 7	W	28	Ball State	14
Oct. 14	W	29	@ Bradley	12
Oct. 21	L	6	San Diego State	47
Oct. 28	W	24	Hillsdale	14
Nov. 4	L	10	West Texas State	17
Nov. 11	L	0	@ Toledo	35
Nov. 18	L	7	@ Bowling Green	17

1968: 2-8-0

Captains: John Spilis, James Faggetti

Sept. 14	W	40	@ Ball State	20
Sept. 20	L	21	@ San Diego State	40
Sept. 28	L	13	North Dakota State	31
Oct. 5	L	7	@ Indiana State	19
Oct. 12	L	14	Northern Arizona	43
Oct. 19	L	20	Xavier (OH)	24
Oct. 26	L	13	New Mexico State	27
Nov. 9	L	7	Buffalo	20
Nov. 16	W	7	Bowling Green	6
Nov. 23	L	12	@ #16 Ohio	28

The Major College Years (1969-Present)

RICHARD URICH

1969-70 | 2 Seasons
6-14 (.300)



1969: 3-7-0

Captains: James Patterson, Bruce Bray

Sept. 13	L	0	@ North Dakota State	28
Sept. 20	W	47	Idaho	30
Sept. 27	L	7	@ West Texas State	22
Oct. 4	W	18	@ Marshall	17
Oct. 11	L	12	Western Kentucky	14
Oct. 18	L	24	@ Dayton	56
Oct. 25	W	17	Ball State	13
Nov. 8	L	21	Toledo	35
Nov. 15	L	22	Western Michigan	31
Nov. 22	L	23	@ Bowling Green	38

1970: 3-7-0

Captains: Mike Batina, Dan DeVito,
John Lalonde, Phil Szukis

Sept. 12	L	3	San Diego State	35
Sept. 19	L	6	Montana	30
Sept. 26	W	18	@ Xavier (OH)	0
Oct. 3	L	0	@ Miami (OH)	48
Oct. 10	L	22	West Texas State	24
Oct. 24	W	31	@ Ball State	14
Oct. 31	L	20	Dayton	21
Nov. 7	L	7	@ #14 Toledo	45
Nov. 14	L	18	@ Western Michigan	38
Nov. 21	W	43	Buffalo	26



1958: Howard Fletcher is carried off the field after his Huskies upset Southern Illinois.

JERRY IPPOLITI

1971-75 | 5 Seasons
25-29-1 (.464)



1971: 5-5-1

Captains: Jim Montgomery, Leo Hudetz,
Steve Goehl, Terry Drugan

Sept. 11	L	0	@ Wisconsin	31
Sept. 18	W	48	Long Beach State	38
Sept. 25	L	17	@ Western Michigan	27
Oct. 2	L	10	@ San Diego State	30
Oct. 9	W	37	Marshall	18
Oct. 16	W	22	@ West Texas State	19
Oct. 23	T	10	Ball State	10
Oct. 30	W	26	@ Kent State	7
Nov. 6	L	8	#14 Toledo	23
Nov. 13	L	10	@ Boston College	20
Nov. 20	W	14	Xavier (OH)	9

1972: 7-4-0

Captains: Larry Clark, Terry Drugan

Sept. 9	W	21	Illinois State	7
Sept. 16	L	7	@ Wisconsin	31
Sept. 23	L	10	Western Michigan	14
Sept. 30	W	24	@ Marshall	7
Oct. 7	W	20	Xavier (OH)	7
Oct. 14	L	13	@ Idaho	31
Oct. 21	W	17	West Texas State	8
Oct. 28	W	28	Kent State	7
Nov. 4	W	30	@ Toledo	7
Nov. 11	L	6	Fresno State	9
Nov. 17	W	22	@ Long Beach State	13

1973: 6-5-0

Captains: Mark Kellar, Don Martin,
Rich Marks, Dan Adams

Sept. 8	W	42	Indiana State	24
Sept. 15	W	34	Southern Illinois	28
Sept. 22	L	14	@ Western Michigan	28
Sept. 29	W	21	@ West Texas State	14
Oct. 6	W	24	@ Fresno State	15
Oct. 13	L	36	Marshall	39
Oct. 20	W	45	Ball State	17
Oct. 27	W	28	@ Illinois State	14
Nov. 3	L	27	Western Illinois	30
Nov. 10	L	36	@ Xavier (OH)	40
Nov. 17	L	20	@ Bowling Green	21

1974: 4-7-0

Captains: Jerry Golsteyn, Tom Plesha

Sept. 7	L	16	@ McNeese State	19
Sept. 14	W	16	Long Beach State	14
Sept. 21	L	13	Western Michigan	30
Sept. 28	L	14	Indiana State	23
Oct. 5	L	14	@ Ohio	31
Oct. 12	W	20	@ Marshall	17
Oct. 19	W	17	@ Southern Illinois	7
Oct. 26	L	14	Illinois State	24
Nov. 2	L	14	@ Toledo	44
Nov. 9	L	21	@ Ball State	31
Nov. 16	W	27	Idaho	21

1975: 3-8-0, 2-3-0 (7th, MAC)

Captains: Jerry Golsteyn, Tim Peters,
Jerry Meyers, Bob Gregolunas

Sept. 13	L	7	Long Beach State	24
Sept. 20	L	3	@ Northwestern	10
Sept. 27	W	20	@ Western Michigan*	0
Oct. 4	W	38	Kent State*	15
Oct. 11	L	10	@ Indiana State	21
Oct. 18	W	52	Southern Illinois	12
Oct. 25	L	0	Ball State*	3
Nov. 1	L	10	@ Illinois State	27
Nov. 8	L	22	Toledo*	24
Nov. 15	L	7	@ Central Michigan*	69
Nov. 22	L	24	@ Idaho	25



NORTHERN ILLINOIS FOOTBALL HISTORY

YEAR-BY-YEAR SCORES

PAT CULPEPPER

1976-79 | 4 Seasons
14-29-1 (.330)



1976: 1-10-0, 0-6-0

(10th, MAC)

Captains: Tim Dacy, Tim Miller,
Don Palochko, Vince Smith

Sept. 11	L	0	@ Wichita State	21
Sept. 18	L	6	Western Michigan*	37
Sept. 25	L	0	@ Long Beach State	37
Oct. 9	L	10	@ Indiana State	28
Oct. 16	W	7	Illinois State	3
Oct. 23	L	0	@ Southern Illinois	54
Oct. 30	L	7	Ball State*	33
Nov. 6	L	2	@ Toledo*	17
Nov. 13	L	9	Central Michigan*	31
Nov. 20	L	15	@ Ohio*	63
Nov. 25	L	0	@ Kent State*	42

1977: 3-8-0, 2-5-0 (8th, MAC)

Captains: All seniors

Sept. 3	L	2	Eastern Michigan*	25
Sept. 10	L	0	@ Louisville	38
Sept. 17	L	3	@ #16 Wisconsin	14
Sept. 24	L	21	@ Western Michigan*	49
Oct. 1	L	7	@ Illinois State	16
Oct. 8	L	21	Central Michigan*	25
Oct. 15	L	6	@ Ball State*	31
Oct. 22	W	28	Southern Illinois	0
Oct. 29	W	21	@ Kent State*	18
Nov. 5	L	9	Toledo*	27
Nov. 19	W	20	Ohio*	6

1978: 5-6-0, 2-4-0 (7th, MAC)

Captains: All seniors

Sept. 16	L	30	Western Michigan*	44
Sept. 23	L	10	@ Northeast Louisiana	27
Sept. 30	W	49	Illinois State	21
Oct. 7	L	19	@ Long Beach State	24
Oct. 14	W	24	Western Illinois	20
Oct. 21	L	7	@ Central Michigan*	34
Oct. 28	W	14	@ Southern Illinois	13
Nov. 4	W	27	Kent State*	21
Nov. 11	L	16	@ Toledo*	35
Nov. 18	L	13	Ball State*	31
Nov. 25	W	23	@ Ohio*	14

1979: 5-5-1, 3-3-1 (6th, MAC)

Captains: All seniors

Sept. 15	W	21	East Tennessee State	14
Sept. 22	L	17	@ Western Michigan*	45
Sept. 29	L	3	Long Beach State	9
Oct. 6	T	0	@ Eastern Michigan*	0
Oct. 13	L	11	@ Central Michigan*	31
Oct. 20	W	33	@ Illinois State	7
Oct. 27	L	11	Southern Illinois	21
Nov. 3	W	25	Kent State*	0
Nov. 10	W	28	Toledo*	10
Nov. 17	L	0	@ Ball State*	42
Nov. 24	W	28	Ohio*	27

BILL MALLORY

1980-83 | 4 Seasons
25-19 (.568)



1980: 7-4-0, 4-3-0

(t-3rd, MAC)

Captains: Mike Terna, Jim Hannula,
Mike Pinckney, Jim Latanski

Sept. 5	W	16	@ Long Beach State	9
Sept. 13	L	17	Ball State*	18
Sept. 20	L	6	Western Michigan*	35
Sept. 27	W	22	@ Ohio*	21
Oct. 4	W	20	@ Southern Illinois	17
Oct. 11	L	18	Illinois State	28
Oct. 18	W	21	Central Michigan*	0
Oct. 25	W	17	@ Wichita State	14
Nov. 1	W	35	@ Kent State*	14
Nov. 8	L	6	@ Toledo*	13
Nov. 15	W	38	Eastern Michigan*	6

1981: 3-8-0, 2-7-0 (9th, MAC)

Captains: Mike Chelovich, John Gibbons, Pat O'Shea

Sept. 12	L	7	Long Beach State	17
Sept. 19	L	10	@ Central Michigan*	17
Sept. 26	W	40	Illinois State	7
Oct. 3	L	0	@ Ball State*	23
Oct. 10	L	10	@ Kent State*	31
Oct. 17	L	10	Bowling Green*	17
Oct. 24	W	30	@ Eastern Michigan*	7
Oct. 31	L	12	Western Michigan*	23
Nov. 7	W	38	Ohio*	14
Nov. 14	L	3	@ Miami (OH)*	30
Nov. 21	L	0	Toledo*	31

1982: 5-5-0, 5-4-0 (t-5th, MAC)

Captains: Larry Alleyne, Rich Barrent, Max Gill,
Jim Keogh, Larry Tharp

Sept. 4	L	3	@ Toledo*	9
Sept. 18	W	23	Kent State*	15
Sept. 25	L	6	@ Northwestern	31
Oct. 2	L	7	Ball State*	14
Oct. 16	L	18	@ Bowling Green*	20
Oct. 23	W	10	Eastern Michigan*	0
Oct. 30	L	3	@ Western Michigan*	27
Nov. 6	W	36	@ Ohio*	0
Nov. 13	W	12	Miami (OH)*	7
Nov. 20	W	19	Central Michigan*	13

1983: 10-2-0, 8-1-0 (1st, MAC)

MAC & California Bowl Champions

Captains: Scott Bolzan, Steve Hirsch, Jim Mukite

Sept. 3	W	37	@ Kansas	34
Sept. 10	L	9	@ Wisconsin	37
Sept. 24	W	38	@ Kent State*	7
Oct. 1	W	27	@ Ball State*	14
Oct. 8	W	27	Western Michigan*	3
Oct. 15	W	34	@ Eastern Michigan	15
Oct. 22	W	24	Bowling Green*	23
Oct. 29	W	17	@ Miami (OH)*	0
Nov. 5	L	14	@ Central Michigan*	30
Nov. 12	W	26	Toledo*	10
Nov. 19	W	41	Ohio*	17

California Bowl (Fresno, Calif.)

Dec. 17	W	20	Cal State Fullerton	13
---------	---	----	---------------------	----

LEE CORSO

1984 | 1 Season
4-6-1 (.409)




1984: 4-6-1, 3-5-1 (5th, MAC)

Captains: Dan Feely, Lee Hicks

Sept. 1	W	40	West Texas State	33
Sept. 8	L	14	@ Wisconsin	27
Sept. 22	W	24	Kent State*	10
Sept. 29	L	14	Ball State*	15
Oct. 6	W	20	@ Western Michigan*	15
Oct. 13	T	10	Eastern Michigan*	10
Oct. 20	L	6	@ Bowling Green*	28
Oct. 27	L	7	Miami (OH)*	20
Nov. 3	W	8	Central Michigan*	7
Nov. 10	L	7	@ Toledo*	13
Nov. 17	L	3	@ Ohio*	10

JERRY PETTIBONE

1985-90 | 6 Seasons
33-32-1 (.508)



1985: 4-7-0, 4-4-0 (5th, MAC)

Captains: Tim Griffin, Scott Kellar, Curt Pardridge

Sept. 7	W	17	Western Michigan*	0
Sept. 14	L	17	@ Wisconsin	38
Sept. 21	L	20	@ #4 Iowa	48
Sept. 28	L	16	@ Northwestern	38
Oct. 5	L	0	@ Ball State*	29
Oct. 19	W	16	Toledo*	3
Oct. 26	L	15	@ Miami (OH)*	32
Nov. 2	L	14	Bowling Green*	34
Nov. 9	W	3	@ Eastern Michigan*	0
Nov. 16	W	35	Ohio*	7
Nov. 23	L	21	@ Central Michigan*	30

1986: 2-9-0

Captains: Doug Bartlett, Todd Peat

Aug. 30	L	10	Ball State	20
Sept. 6	L	14	@ West Virginia	47
Sept. 13	L	20	@ Wisconsin	35
Sept. 20	L	3	@ #21 Iowa	57
Sept. 27	L	0	Western Illinois	10
Oct. 4	L	0	@ #1 Miami (FL)	34
Oct. 18	L	28	@ Toledo	29
Oct. 25	L	6	Miami (OH)	20
Nov. 1	W	16	@ Bowling Green	8
Nov. 8	W	21	Eastern Michigan	14
Nov. 15	L	26	@ Ohio	34

1987: 5-5-1

Captains: Ted Karamanos, Tony Savegnago

Sept. 12	L	35	Lamar	39
Sept. 19	W	34	@ Western Michigan	14
Sept. 26	T	16	@ Northwestern	16
Oct. 3	L	31	@ Eastern Michigan	32
Oct. 10	W	41	Toledo	5
Oct. 17	W	27	Southwest Missouri St.	21
Oct. 24	L	20	Cal State Fullerton	21
Oct. 31	L	17	@ Ball State	42
Nov. 7	W	29	Western Illinois	14
Nov. 14	L	21	Akron	27
Nov. 28	W	34	@ UNLV	31



NORTHERN ILLINOIS FOOTBALL HISTORY

YEAR-BY-YEAR SCORES

1988: 7-4-0

Captains: Mike Hollingshed, Bob Montel,

Marshall Taylor

Sept. 3	W	7	Akron	6
Sept. 10	W	14	Middle Tennessee St.	10
Sept. 17	W	19	@ Wisconsin	17
Sept. 24	L	20	@ Minnesota	31
Oct. 1	W	17	Southwest Missouri St.	3
Oct. 8	L	20	@ Toledo	33
Oct. 15	L	0	@ Louisiana-Lafayette	45
Oct. 22	W	10	@ Southern Illinois	9
Oct. 29	L	17	Ball State	18
Nov. 5	W	16	Western Illinois	6
Nov. 12	W	15	Western Michigan	7

1989: 9-2-0

Captains: Ron Delisi, Joe Gucwa

Sept. 2	W	26	Cal State Fullerton	17
Sept. 9	L	17	@ #1 Nebraska	48
Sept. 23	W	37	@ Kansas State	20
Sept. 30	W	34	Western Illinois	27
Oct. 7	W	29	Southern Illinois	24
Oct. 14	L	21	@ Louisiana Tech	42
Oct. 21	W	42	UNLV	24
Oct. 28	W	20	@ Temple	17
Nov. 4	W	23	Louisiana-Lafayette	20
Nov. 11	W	39	Toledo	27
Nov. 18	W	56	@ Cincinnati	3

1990: 6-5-0

Captains: Kevin Cassidy, Paul Rogan,

Claude Royster

Sept. 1	W	28	Eastern Illinois	17
Sept. 8	L	14	@ #7 Nebraska	60
Sept. 15	L	14	@ Toledo	23
Sept. 22	W	42	Kansas State	35
Sept. 29	L	7	@ Northwestern	24
Oct. 6	W	73	#24 Fresno State	18
Oct. 13	W	35	Arkansas State	0
Oct. 20	W	49	Murray State	7
Nov. 3	W	31	@ Akron	28
Nov. 10	L	20	@ East Carolina	24
Nov. 17	L	20	@ Louisiana-Lafayette	24

CHARLIE SADLER

1991-95 | 5 Seasons
18-37 (.327)



1991: 2-9-0

Captains: Adam Dach, Nick Jones, Mike Westrick

Sept. 7	L	7	@ Fresno State	55
Sept. 14	W	22	Arkansas State	21
Sept. 21	L	17	@ Kansas State	34
Sept. 28	L	7	@ #9 Iowa	58
Oct. 5	L	3	Louisiana Tech	37
Oct. 12	L	10	Western Michigan	22
Oct. 19	L	10	@ #6 Florida	41
Oct. 26	L	7	@ Akron	17
Nov. 2	L	12	Louisiana-Lafayette	13
Nov. 16	W	27	Illinois State	24
Nov. 23	L	21	@ Toledo	42

1992: 5-6-0

Captains: Brad Capes, Rob Wagner, Larry Wynn

Sept. 5	L	14	@ Illinois	30
Sept. 12	W	26	Illinois State	19
Sept. 19	W	31	@ Arkansas State	0
Sept. 26	L	17	@ Wisconsin	18
Oct. 3	L	13	Middle Tennessee State	21
Oct. 10	W	23	Southern Mississippi	10
Oct. 24	W	27	Liberty	21
Oct. 31	L	7	@ Western Michigan	13
Nov. 7	W	23	@ Louisiana-Lafayette	15
Nov. 14	L	14	@ Army	21
Nov. 21	L	8	Toledo	25

1993: 4-7-0, 3-3-0 (5th, Big West)

Captains: LeShon Johnson, Tim O'Brien,

Raymond Roberts, Tony Smith

Sept. 2	L	10	@ Iowa State	54
Sept. 11	L	10	@ Indiana	28
Sept. 18	W	23	Arkansas State *	7
Sept. 25	W	46	@ Nevada *	42
Oct. 2	W	45	Southern Illinois	15
Oct. 9	L	17	@ New Mexico State *	24
Oct. 16	W	21	Pacific *	16
Oct. 23	L	19	Louisiana-Lafayette *	33
Oct. 30	L	16	@ Louisiana Tech *	17
Nov. 6	L	20	@ Iowa	54
Nov. 13	L	0	@ Mississippi	44

1994: 4-7-0, 3-3-0 (t-5th, Big West)

Captain: Sean Allgood

Sept. 1	L	14	Oklahoma State	31
Sept. 10	L	9	@ Louisiana-Lafayette *	29
Sept. 17	L	10	@ Illinois	34
Sept. 24	W	49	Eastern Illinois	17
Oct. 1	L	31	Nevada *	35
Oct. 8	W	48	New Mexico State *	27
Oct. 15	L	32	@ Pacific *	41
Oct. 22	W	27	Louisiana Tech *	17
Oct. 29	L	16	@ Vanderbilt	17
Nov. 5	W	38	@ Arkansas State *	16
Nov. 12	L	27	@ Arkansas	30

1995: 3-8-0, 3-3-0 (t-4th, Big West)

Captains: Derek Sholdice, Hollis Thomas

Aug. 31	L	13	@ Southern Mississippi	45
Sept. 9	L	21	Louisville	34
Sept. 16	W	18	@ San Jose State *	17
Sept. 23	W	25	Louisiana-Lafayette *	24
Sept. 30	L	0	@ #16 Kansas State	44
Oct. 7	W	62	UNLV *	14
Oct. 14	L	7	@ Utah State *	42
Oct. 28	L	19	Cincinnati	55
Nov. 4	L	20	@ #3 Florida	58
Nov. 11	L	21	Arkansas State *	28
Nov. 18	L	14	@ Louisiana Tech *	59

JOE NOVAK

1996-2007 | 12 Seasons
63-76 (.453)



1996: 1-10

Captains: Mandel Hester, Mitch Jacoby

Aug. 31	L	6	@ Maryland	30
Sept. 7	L	0	Western Illinois	17
Sept. 14	L	0	@ #6 Penn State	49
Sept. 21	W	31	@ Arkansas State	30
Sept. 28	L	6	Texas-El Paso	37
Oct. 5	L	21	North Texas	24
Oct. 19	L	3	@ Louisville	27
Oct. 26	L	17	Akron	34
Nov. 2	L	14	Louisiana Tech	40
Nov. 9	L	31	@ Louisiana-Lafayette	45
Nov. 16	L	28	@ Oregon State	67

1997: 0-11, 0-8 (6th, MAC West)

Captains: Kent Booth, Jamie Macdonald, Steve Smith

Aug. 28	L	10	@ Central Michigan *	44
Sept. 6	L	7	#21 Kansas State	47
Sept. 13	L	13	Western Michigan *	21
Sept. 20	L	14	@ North Carolina State	41
Oct. 4	L	10	@ Bowling Green *	35
Oct. 11	L	7	Vanderbilt	17
Oct. 18	L	14	@ Toledo *	41
Oct. 25	L	14	Ball State *	21
Nov. 1	L	30	Ohio *	35
Nov. 8	L	10	Eastern Michigan *	38
Nov. 15	L	0	@ Miami (OH) *	42

1998: 2-9, 2-6 (5th, MAC West)

Captains: Perry Amoo, Orlando Bowen, Deon Mitchell

Sept. 3	L	23	@ Western Michigan *	37
Sept. 12	L	7	@ #5 Kansas State	73
Sept. 19	L	10	Eastern Illinois	24
Oct. 3	L	13	@ Ball State *	18
Oct. 10	L	17	@ Central Florida	38
Oct. 17	W	16	Central Michigan *	6
Oct. 24	W	26	@ Eastern Michigan *	14
Oct. 31	L	3	Toledo *	16
Nov. 7	L	10	Miami (OH) *	41
Nov. 14	L	12	@ Ohio *	28
Nov. 21	L	23	Bowling Green *	34

1999: 5-6, 5-3 (t-2nd, MAC West)

Captains: Donnavan Carter, Ryan Diem,

Chris Finlen, Lamain Rucker, Mike Stack

Sept. 2	L	21	Western Illinois	27
Sept. 11	L	31	@ Vanderbilt	34
Sept. 18	L	0	@ Iowa	24
Sept. 25	L	21	Western Michigan *	24
Oct. 2	W	45	@ Buffalo *	21
Oct. 9	W	37	Ball State *	17
Oct. 16	W	31	@ Central Michigan *	27
Oct. 23	W	50	Kent State *	7
Oct. 30	L	9	@ #13 Marshall *	41
Nov. 13	L	14	@ Toledo *	44
Nov. 20	W	30	Eastern Michigan *	23



NORTHERN ILLINOIS FOOTBALL HISTORY

YEAR-BY-YEAR SCORES



2003: NIU's 19-16 win at then-No. 21 Alabama launched the team into both major polls

2000: 6-5, 4-3 (t-3rd, MAC West)

Captains: Ryan Diem, Chris Finlen, Justin

McCareins, Cameron Saulsby, Kevin Selover

Aug. 31	L	17	@ Northwestern	35
Sept. 9	W	52	Illinois State	0
Sept. 23	L	14	@ #20 Auburn	31
Sept. 30	W	43	@ Ball State*	14
Oct. 7	W	40	Central Florida	20
Oct. 14	W	52	@ Akron*	35
Oct. 21	L	22	@ Western Michigan*	52
Oct. 28	W	73	Buffalo*	10
Nov. 4	L	24	Toledo*	38
Nov. 11	L	32	@ Eastern Michigan*	39
Nov. 18	W	40	Central Michigan*	6

2001: 6-5, 4-3 (t-1st, MAC West)

Captains: Trent Clemen, Darrell Hill,

Chris Finlen, Alan Rood, Larry Williams

Aug. 30	W	20	South Florida	17
Sept. 8	L	12	@ Illinois	17
Sept. 22	W	41	Sam Houston State	16
Sept. 29	L	20	@ #25 Toledo*	41
Oct. 6	L	15	Marshall*	37
Oct. 13	L	34	@ Kent State*	44
Oct. 20	W	20	Western Michigan*	12
Oct. 27	W	33	@ Central Michigan*	24
Nov. 3	W	40	Eastern Michigan*	17
Nov. 17	W	33	Ball State*	29
Nov. 24	L	35	@ Wake Forest	38

2002: 8-4, 7-1 (t-1st, MAC West)

Captains: Eric Didesch, P.J. Fleck, Thomas

Hammock, Vince Thompson, Tim Vincent,

Larry Williams

Aug. 29	W	42	Wake Forest (OT)	41
Sept. 7	L	6	@ South Florida	37
Sept. 14	L	21	@ #22 Wisconsin	24
Sept. 21	L	26	Western Illinois	29
Sept. 28	W	13	Kent State*	6
Oct. 5	W	41	@ Ball State*	29
Oct. 12	W	48	@ Miami (OH)*	41
Oct. 19	W	49	Central Michigan*	0
Oct. 26	W	24	@ Western Michigan*	20
Nov. 9	W	26	#20 Bowling Green*	17
Nov. 16	W	49	@ Eastern Michigan*	21
Nov. 23	L	30	Toledo*	33

2003: 10-2, 6-2 (t-2nd, MAC West)

Captains: Rande Drew, Nick Duffy, P.J. Fleck,

Akil Grant, Michael Turner

Aug. 28	W	20	#15 Maryland (OT)	13
Sept. 6	W	42	Tennessee Tech	17
Sept. 20	W	19	@ #21 Alabama	16
Sept. 27	W	24	Iowa State	16
Oct. 4	W	30	Ohio (OT)*	23
Oct. 11	W	40	@ Central Michigan*	24
Oct. 18	W	37	Western Michigan*	10
Oct. 25	L	18	@ #23 Bowling Green*	34
Nov. 1	W	48	Ball State*	23
Nov. 8	W	40	@ Buffalo*	9
Nov. 15	L	30	@ Toledo*	49
Nov. 22	W	38	Eastern Michigan*	24

2004: 9-3, 7-1 (t-1st, MAC West)

Captains: Brian Atkinson, Josh Haldi,

Lionel Hickenbottom, Jake Verstraete

Sept. 4	L	20	@ #22 Maryland	23
Sept. 11	W	23	Southern Illinois	22
Sept. 18	L	41	@ Iowa State	48
Sept. 24	W	34	Bowling Green*	17
Oct. 2	W	49	Akron*	19
Oct. 9	W	30	@ Central Florida*	28
Oct. 16	W	42	Central Michigan*	10
Oct. 23	W	59	@ Western Michigan*	38
Oct. 30	W	38	@ Ball State (OT)*	31
Nov. 9	L	17	Toledo*	31
Nov. 20	W	34	@ Eastern Michigan*	16

Silicon Valley Classic (San Jose, Calif.)

Dec. 30	W	34	vs. Troy	21
---------	---	----	----------	----

2005: 7-5, 6-2 (1st, MAC West)

Captains: A.J. Harris, Ray Smith, Brian Van Acker

Sept. 3	L	17	@ #4 Michigan	33
Sept. 10	L	37	@ Northwestern	38
Sept. 17	W	42	Tennessee Tech	3
Sept. 24	L	42	@ Akron (OT)*	48
Oct. 5	W	38	Miami (OH)*	27
Oct. 15	W	24	Eastern Michigan*	8
Oct. 22	W	34	@ Kent State*	3
Oct. 29	L	17	Ball State*	31
Nov. 5	W	31	@ Central Michigan*	28
Nov. 16	W	35	@ Toledo*	17
Nov. 23	W	42	Western Michigan*	7

MAC Championship Game (Detroit, Mich.)

Dec. 1	L	30	vs. Akron	31
--------	---	----	-----------	----

2006: 7-6, 5-3 (t-3rd, MAC West)

Captains: Doug Free, Dustin Utschig,

Ken West, Garrett Wolfe

Sept. 2	L	12	@ #1 Ohio State	35
Sept. 9	L	23	Ohio*	35
Sept. 16	W	31	Buffalo*	13
Sept. 23	W	48	Indiana State	14
Sept. 30	W	40	@ Ball State*	28
Oct. 8	W	28	@ Miami (OH)*	25
Oct. 14	L	14	@ Western Michigan*	16
Oct. 21	W	43	Temple	21
Oct. 28	L	14	@ Iowa	24
Nov. 7	L	13	Toledo*	17
Nov. 17	W	31	Central Michigan*	10
Nov. 24	W	27	@ Eastern Michigan*	0

Poinsettia Bowl (San Diego, Calif.)

Dec. 19	L	7	vs. #25 TCU	37
---------	---	---	-------------	----

2007: 2-10, 1-6 (6th, MAC West)

Captains: Britt Davis, Larry English,

Tim McCarthy, Dan Nicholson

Sept. 1	L	3	Iowa (Soldier Field)	16
Sept. 8	L	31	Southern Illinois	34
Sept. 15	L	19	Eastern Michigan*	21
Sept. 22	W	42	@ Idaho	35
Sept. 29	L	10	@ Central Michigan*	35
Oct. 6	L	15	@ Temple*	16
Oct. 13	L	13	Western Michigan*	17
Oct. 20	L	3	@ Wisconsin	44
Oct. 27	L	21	@ Toledo*	70
Nov. 10	W	27	Kent State*	20
Nov. 17	L	24	@ Navy	35
Nov. 24	L	21	Ball State*	27



NORTHERN ILLINOIS FOOTBALL HISTORY

YEAR-BY-YEAR SCORES

JERRY KILL

2008-10 | 3 Seasons
23-16 (.590)



2008: 6-7, 5-3 (4th, MAC West)

Captains: Eddie Adamski, Britt Davis, Larry English, Alex Krutsch, Tim McCarthy, Dan Nicholson, Craig Rusch, Matt Simon

Aug. 30	L	27	@ Minnesota	31
Sept. 6	L	26	@ Western Michigan*	29
Sept. 20	W	48	Indiana State	3
Sept. 27	W	37	@ Eastern Michigan*	0
Oct. 4	L	9	@ Tennessee	13
Oct. 11	W	17	Miami (OH)*	13
Oct. 18	W	38	Toledo*	7
Oct. 25	W	16	Bowling Green*	13
Nov. 5	L	14	@ #16 Ball State*	45
Nov. 12	L	30	Central Michigan (OT)*	33
Nov. 18	W	42	@ Kent State*	14
Nov. 25	L	0	Navy	16

<i>Independence Bowl (Shreveport, La.)</i>				
Dec. 28	L	10	Louisiana Tech	17

2009: 7-6, 5-3 (2nd, MAC West)

Captains: Eddie Adamski, Brandon Bice, David Bryant, Jake Coffman, Landon Cox, Cory Hanson, Chandler Harnish, Jason Onyebugwu.

Sept. 5	L	20	@ Wisconsin	28
Sept. 12	W	41	Western Illinois	7
Sept. 19	W	28	@ Purdue	20
Sept. 26	L	31	Idaho	34
Oct. 3	W	38	Western Michigan*	6
Oct. 17	L	19	@ Toledo*	20
Oct. 24	W	27	@ Miami (Ohio)*	22
Oct. 31	W	27	Akron*	10
Nov. 5	W	50	Eastern Michigan*	6
Nov. 12	W	26	Ball State*	20
Nov. 21	L	31	@ Ohio*	38
Nov. 27	L	31	@ Central Michigan*	45

<i>International Bowl (Toronto, Canada)</i>				
Jan. 2	L	3	vs. South Florida	27

2010: ^11-3, 8-0 (1st, MAC West)

Humanitarian Bowl Champions

Captains: Jake Coffman, Landon Cox, Ricky Crider, Chandler Harnish, Alex Kube, Trevor Olson, Jason Schepler, Tracy Wilson

Sept. 2	L	10	@ Iowa State	27
Sept. 11	W	23	North Dakota	17
Sept. 18	L	22	@ Illinois	28
Sept. 25	W	34	@ Minnesota	23
Oct. 2	W	50	@ Akron*	14
Oct. 9	W	31	Temple*	17
Oct. 16	W	45	Buffalo*	14
Oct. 23	W	33	Central Michigan*	7
Oct. 30	W	28	@ Western Michigan*	21
Nov. 9	W	65	Toledo*	30
Nov. 20	W	59	@ Ball State*	21
Nov. 26	W	71	@ Eastern Michigan*	3

<i>MAC Championship Game (Detroit, Mich.)</i>				
Dec. 3	L	26	vs. Miami (OH)	21
<i>^uDrove Humanitarian Bowl (Boise, Idaho)^</i>				
Dec. 18	W	40	Fresno State	17

^Win credited to interim HC Tom Matukewicz.

DAVE DOEREN

2011-12 | 2 Season
23-4 (.852)



2011: 11-3, 7-1 (1st, MAC West)

MAC & GoDaddy.com Bowl Champions

Captains: Chandler Harnish, Trevor Olson, Sean Progar, Pat Schiller

Sept. 3	W	49	Army	26
Sept. 10	L	42	@ Kansas	45
Sept. 17	L	7	#7 Wisconsin (Chicago)	49
Sept. 24	W	47	Cal Poly	30
Oct. 1	L	41	@ Central Michigan*	48
Oct. 8	W	40	Kent State*	10
Oct. 15	W	51	Western Michigan*	22
Oct. 22	W	31	@ Buffalo*	30
Nov. 1	W	63	@ Toledo*	60
Nov. 8	W	45	@ Bowling Green*	14
Nov. 15	W	41	Ball State*	38
Nov. 25	W	18	Eastern Michigan*	12

<i>MAC Championship Game (Detroit, Mich.)</i>				
Dec. 2	W	23	vs. Ohio	20
<i>GoDaddy.com Bowl (Mobile, Ala.)</i>				
Jan. 8	W	38	vs. Arkansas State	20

2012: 12-2, 8-0 (1st, MAC West)

MAC Champions

Captains: Nabal Jefferson, Jordan Lynch, Sean Progar, Jason Schepler

Sept. 1	L	17	Iowa (Chicago)	18
Sept. 8	W	35	UT-Martin	7
Sept. 15	W	41	@ Army	40
Sept. 22	W	30	Kansas	23
Sept. 29	W	55	Central Michigan*	24
Oct. 6	W	35	@ Ball State*	23
Oct. 13	W	45	Buffalo*	3
Oct. 20	W	37	@ Akron*	7
Oct. 27	W	48	@ Western Michigan*	34
Nov. 3	W	63	Massachusetts*	0
Nov. 14	W	31	Toledo*	24
Nov. 23	W	49	@ Eastern Michigan*	7

<i>MAC Championship Game (Detroit, Mich.)</i>				
Nov. 30	W	44	vs. Kent State (2OT)	37
<i>^Discover Orange Bowl (Miami Gardens, Fla.)^</i>				
Jan. 1	L	10	vs. Florida State	31

^Game coached by new HC Rod Carey.



2011: The Huskies celebrate winning the 2011 MAC Championship game over Ohio, 23-20



NORTHERN ILLINOIS FOOTBALL HISTORY

BOWL HISTORY

1983 California Bowl

NIU 20, CAL STATE FULLERTON 13

Dec. 17, 1983 | ESPN/Mizlou Network
Fresno, Calif. | Bulldog Stadium | 20,464

Northern Illinois used a pair of touchdown runs by Darryl Richardson and two field goals by Vince Scott on its way to a 20-13 victory over Cal State Fullerton in the California Bowl.

After the teams traded first quarter field goals, the Huskies and Titans swapped second quarter touchdowns on the way to a 10-10 halftime tie. Richardson scored the first TD of the contest on a three-yard run midway through the second and Fullerton answered on its ensuing drive when Damon Allen hit Corn Redick on a 25-yard touchdown pass.



Lou Wicks rushed for 117 yards in the California Bowl victory.

Richardson, who entered the game as the nation's 10th leading rusher, scored on a four-yard run in the third quarter to put NIU ahead to stay. The Huskies extended the lead to 20-10 when Scott booted a 42-yard field goal early in the fourth quarter. The Titans capped the scoring midway through the fourth when Greg Steinke connected on a 40-yard field goal.

Huskie fullback Lou Wicks totaled 117 rushing yards while Richardson added 67 for the NIU option attack. Quarterback Tim Tyrrell completed 10-of-18 passes for 119 yards and ran for 37 more behind a line that featured Todd Peat.

NIU finished 10-2 on the season while Fullerton enjoyed their best Division I-A season at 7-5.

SCORING BY QUARTERS	1	2	3	4		Total
Northern Illinois	3	7	7	3	-	20
Cal State Fullerton	3	7	0	3	-	13

SCORING SUMMARY

NIU - Scott 23 FG, 1st 9:18 (12-71, 5:42)
CSF - Steinke 26 FG, 1st 5:57 (8-67, 3:21)
NIU - Richardson 3 run (Scott kick), 2nd 8:53 (15-60, 5:57)
CSF - Redick 25 pass from Allen (Steinke kick), 2nd 6:11 (6-80, 2:42)
NIU - Richardson 4 run (Scott kick), 3rd 3:13 (5-45, 2:17)
NIU - Scott 42 FG, 4th 12:09 (7-30, 3:20)
CSF - Steinke 40 FG, 4th 7:03 (11-54, 5:06)

INDIVIDUAL STATISTICAL LEADERS

Rushing — NIU: Richardson 21-67, Wicks 14-117, Tyrrell 14-37, Kincade 3-4. CSE: Allen 9-6, Lewis 8-11, Calhoun 5-55, Gerhart 4-11, Redick 1-43.

Passing — NIU: Tyrrell 10-18-0, 119. CSE: Allen 18-32-0, 233.

Receiving — NIU: Sims 4-43, Wicks 2-22, Richardson 2-2, Quinlan 1-37, Spicher 1-15. CSE: Pruitt 6-133, Pitts 6-60, Gerhart 3-7, Redick 1-25, Lewis 1-4.

Tackle Leaders — NIU: Considine 7, Bartlett 7, Hicks 7, Schlenger 6, Griffin 6, Sanders 6, Burns 6. CSE: Hubbard 18, Nevens 11, Pembroke 10, Collins 6, McLean 6.

Team Statistics

	NIU	CSE
First Downs (R-P)	15 (11-4)	15 (5-9)
Rushes-Net Yards	53-253	30-146
Passing Yards	119	233
Passes (C-A-I)	10-18-0	18-32-0
Plays-Total Yards	71-372	62-379
Fumbles-Lost	1-0	2-0
Penalties-Yards	9-75	9-85
Kickoff Returns-Yds	3-55	4-71
Punt Returns-Yds	1-13	3-18
3rd Down Conversions	8-14	6-16
4th Down Conversions	1-2	1-2
Punts-Average	3-42.0	3-36.3
Possession Time	33:33	26:27
Sacks By-Yards	N/A	N/A

2004 Silicon Valley Classic

NIU 34, TROY 21

Dec. 30, 2004 | ESPN2
San Jose, Calif. | Spartan Stadium | 21,456

Josh Haldi passed for 146 yards and rushed for two touchdowns to lead Northern Illinois through mud and rain to its first bowl victory in 21 years, 34-21 over Troy in the Silicon Valley Football Classic.

The Huskies (9-3) overcame a steady downpour, lighting problems and a delayed kickoff by scoring 34 consecutive points.

Tailback Garrett Wolfe, the NCAA's scoring co-leader, rushed for his 21st touchdown of the season before leaving with a hip injury. But A.J. Harris filled in with 120 yards rushing and another score as the Huskies methodically erased a quick start by the Trojans (7-5), who scored two touchdowns in the first nine minutes of the game.

Down 14-0, Wolfe scored on a 50-yard TD run while setting the school record for touchdowns (21) on the play. Haldi ran for a pair of one-yard touchdowns sandwiched around a Chris Nendick field goal as NIU took a 24-14 halftime lead.

Nendick booted a second field goal and Harris scored on a three-yard run to put NIU ahead 34-14 before Troy added a fourth quarter TD.

SCORING BY QUARTERS	1	2	3	4		Total
Troy	14	0	0	7	-	21
Northern Illinois	14	10	3	7	-	34

SCORING SUMMARY

Troy - McDowell 1 run (Whibbs kick), 1st 10:41 (9-78, 4:19)
Troy - Richardson 23 pass from McDowell (Whibbs kick), 1st 6:05 (8-73, 2:51)
NIU - Wolfe 50 run (Nendick kick), 1st 4:46 (3-73, 1:19)
NIU - Haldi 1 run (Nendick kick), 1st 1:15 (5-28, 1:46)
NIU - Nendick 30 FG, 2nd 9:49 (4-1, 1:35)
NIU - Haldi 1 run (Nendick kick), 2nd 0:34 (7-56, 2:45)
NIU - Nendick 39 FG, 3rd 7:50 (9-46, 3:35)
NIU - Harris 3 run (Nendick kick), 4th 14:30 (11-70, 6:37)
Troy - McDowell 4 run (Whibbs kick), 4th 10:50 (9-82, 3:40)

Offensive MVP: DeWhitt Betterson (Troy); Defensive MVP: Lionel Hickenbottom (NIU); Special Teams MVP: Dustin Utschig (NIU)

INDIVIDUAL STATISTICAL LEADERS

Rushing — Troy: Betterson 25-150, McDowell 13-18, Richardson 2-3.

NIU: Harris 23-120, Wolfe 15-84, Haldi 5-11.

Passing — Troy: McDowell 6-20-1, 122, Samples 0-2-0, 0. NIU: Haldi 8-24-0, 146.

Receiving — Troy: Samples 3-87, Richardson 1-23, Banks 1-6, Dawkins 1-6. NIU: Cieslak 2-35, Perez 2-31, Powers 1-47, Sheldon 1-17, Nordin 1-9, Hurd 1-7.

Tackle Leaders — Troy: Johnson 7, Davis 6, Ansley 5, Faulk 4, Martin 4.

NIU: Atkinson 11, Al. Hansbro 6, Lee 6, Holdman 6, Ad. Hansbro 6.



Joe Novak lifts the championship trophy after a 34-21 victory.



BOWL HISTORY

2006 Poinsettia Bowl

TCU 37, NIU 7

Dec. 19, 2006 | ESPN

San Diego, Calif. | Qualcomm Stadium | 29,709



A powerful TCU defense shut down the Huskie offensive attack while the Horned Frogs' offense wore down the Northern Illinois defense en route to a 37-7 victory in the 2006 San Diego County Credit Union Poinsettia Bowl.

TCU took an early 6-0 lead on a four-yard run by Lonta Hobbs thanks to a short punt that resulted in great field position. NIU was unable to take advantage of a blocked punt by Dustin Utschig and TCU added to its lead on the first of quarterback Jeff Ballard's three touchdown runs, this one from 10 yards out with 14:49 left in the second.

The Huskies got their best scoring chance of the half as they mounted a seven-play, 53-yard drive to the TCU 34-yard line. But Chris Nendick's 51-yard field goal attempt fell short and the Horned Frogs got a 25-yard three-pointer from Chris Manfredini as the half ended to take a 16-0 lead. TCU extended their lead to 23-0 on the first possession of the second half as Ballard scored on a one-yard run. Another long punt return set up a Ballard six-yard TD run to give the Frogs a 30-0 lead.

The Huskies lone score of the game came at the start of the fourth quarter when Jarret Carter blocked a Brian Courtney punt and John Tranchitella returned it 32 yards for the score.

TCU ended the season 11-2 while the Huskies capped their 2006 campaign with a 7-6 record.



Matt Simon set a NIU bowl record with his 62-yard catch.

SCORING BY QUARTERS	1	2	3	4		Total
Northern Illinois	0	0	0	7	-	7
TCU	6	10	14	7	-	37

SCORING SUMMARY

TCU - Hobbs 4 run (Manfredini kick blocked), 1st 12:03 (3-26, 0:46)
 TCU - Ballard 10 run (Manfredini kick), 2nd 14:49 (7-55, 2:09)
 TCU - Manfredini 25 FG, 2nd 0:00 (12-77, 3:52)
 TCU - Ballard 1 run (Manfredini kick), 3rd 12:06 (7-80, 2:54)
 TCU - Ballard 6 run (LoCoco kick), 3rd 9:08 (3-19, 1:11)
 NIU - Tranchitella 32 blocked punt return (Nendick kick), 4th 14:14
 TCU - Hecht 6 pass from Ballard (LoCoco kick), 4th 10:55 (6-62, 3:19)

INDIVIDUAL STATISTICAL LEADERS

Rushing — NIU: Wolfe 20-28, Anderson 3-4, Britt Davis 1-(-4), Nicholson 5-(-48). TCU: Hobbs 18-109, Brown 14-52, Ballard 11-19, Massey 3-18.

Team Statistics	
	NIU.....TCU
First Downs (R-P)	5 (0-2).....23 (10-13)
Rushes-Net Yards	29-(-20).....46-198
Passing Yards	80.....258
Passes (C-A-I)	6-19-1.....19-29-0
Plays-Total Yards	48-60.....75-456
Fumbles-Lost	1-0.....2-0
Penalties-Yards	0-0.....7-80
Kickoff Returns-Yds	6-80.....1-38
Punt Returns-Yds	1-42.....6-89
3rd Down Conversions	2-14.....7-15
4th Down Conversions	0-1.....0-1
Punts-Average	9-40.6.....6-27.3
Possession Time	27:36.....32:24
Sacks By-Yards	2-6.....5-48

Passing — NIU: Nicholson 6-18-1, 80, Morris 0-1-0, 0.
TCU: Ballard 19-29-0, 258.
Receiving — NIU: Carter 2-14, Wolfe 2-2, Simon 1-62, Brandon Davis 1-2. TCU: Harmon 6-94, Hobbs 3-61, Moore 2-26, Reagan 2-23, Bryant 2-20, Andrus 1-12, Brown 1-8, Massey 1-8, Hecht 1-6.
Tackle Leaders — NIU: Utschig 9, Reiter 8, Hanson 8, Rice 7, McCarthy 7. TCU: White 7, Henson 6, Phillips 6, Hawthorne 5.

2008 Independence Bowl

LOUISIANA TECH 17, NIU 10

Dec. 28, 2008 | ESPN

Shreveport, La. | Independence Stadium | 41,567



Northern Illinois out-gained Louisiana Tech in rushing, passing and total offense at the 33rd Annual Independence Bowl in Shreveport, La., but committed a season-high three turnovers and gave up a momentum-turning kickoff return to fall 17-10.

Philip Livas' 97-yard kickoff return with 1:43 left in the first quarter proved to be the difference in a defensive struggle.


The play came immediately after NIU scored the game's first touchdown on an eight-yard pass from Chandler Harnish to fullback Kyle Skarb. That play capped a 69-yard drive as NIU dominated time of possession in the first quarter, 11:46 to 3:14.

After a 15-yard punt gave La Tech field position at the NIU 42-yard line, the Bulldogs took just five plays go ahead for good 14-7 on Daniel Porter's 11 yard run.

The Bulldogs extended their lead to 17-7 on their first drive of the second half as they went 49 yards in eight plays before stalling at the NIU 13-yard line. From there, Brad Oestrieher hit a 33-yard field goal.

NIU answered with a 10-play, 86-yard drive. Harnish hit Marcus Perez with a 40-yard pass play to the La Tech eight and Mike Salerno hit

a 20-yard field goal to close the margin to seven points to complete the scoring. Louisiana Tech finished 2008 with an 8-5 mark while NIU ended at 6-7.



Chandler Harnish completed 20 of 40 passes for 186 yards and a touchdown.

SCORING BY QUARTERS	1	2	3	4		Total
Northern Illinois	7	0	3	0	-	10
Louisiana Tech	7	7	3	0	-	17

SCORING SUMMARY

NIU - Skarb 8 pass from Harnish (Salerno kick), 1st 1:56 (11-69, 5:50)
 TECH - Livas 97 kickoff return (Oestrieher kick), 1st 1:43
 TECH - Porter 11 run (Oestrieher kick), 2nd 13:41 (5-42, 2:04)
 TECH - Perkins 33 FG, 3rd 11:54 (8-49, 3:06)
 NIU - Salerno 20 FG, 3rd 7:31 (10-66, 4:23)

INDIVIDUAL STATISTICAL LEADERS

Rushing — NIU: Spann 14-79, Harnish 12-61, Palmer 1-12, Brown 1-2, Grady 2-1. LT: Porter 18-78, Livas 3-15, Jackson 5-9, Harris 1-6, Jenkins 4-(-16).

Team Statistics	
	NIU.....LT
First Downs (R-P)	17 (8-9).....12 (4-6)
Rushes-Net Yards	31-153.....31-92
Passing Yards	186.....144
Passes (C-A-I)	20-41-2.....12-27-0
Plays-Total Yards	72-339.....58-236
Fumbles-Lost	3-1.....2-1
Penalties-Yards	7-70.....6-40
Kickoff Returns-Yds	4-95.....3-132-1
Punt Returns-Yds	2-0.....2-5
3rd Down Conversions	7-16.....2-14
4th Down Conversions	0-2.....0-1
Punts-Average	6-35.3.....8-35.6
Possession Time	33:12.....26:48
Sacks By-Yards	3-15.....0-0

Passing — NIU: Harnish 20-40-2, 186, Simon 0-1-0, 0. LT: Jenkins 12-27-0, 144.

Receiving — NIU: Simon 6-44, Perez 2-44, Cunningham 2-26, Spann 2-15, Cox 2-15, Turner 2-15, Skarb 1-8, Flahive 1-8, Brown 1-6, Davis 1-5. LT: Livas 4-18, Tuminello 2-30, Beck 2-17, Jackson 1-34, Porter 1-24, Morris 1-15, Womack 1-6.

Tackle Leaders — NIU: Hanson 9, Bryant 7, Allen 6. LT: Brown 14, Harris 6, Young 6, Victorian 6, Howze 6.



BOWL HISTORY

2010 International Bowl

SOUTH FLORIDA 27, NIU 3

Jan. 3, 2010 | ESPN2

Toronto, Canada | Rogers Centre | 49,539



The University of South Florida scored 24 unanswered points in the second half to hand the Northern Illinois University Huskies a 27-3 loss in the 2010 International Bowl at the Rogers Centre.

Northern Illinois and South Florida battled to a 3-3 tie in the first half as NIU held the Bulls to minus three rushing yards and just 95 yards of total offense. Each team punted four times in the half in a field position battle. NIU harassed



Chad Spann closed out 2010 with 93 yards on 20 carries in the International Bowl game.

USF quarterback B.J. Daniels, sacking him four times in the half, including a 20-yard sack by freshman linebacker Tyrone Clark.

USF's Eric Schwartz put the Bulls on the board first with a 39-yard field goal with 10:17 left in the first half before Huskie senior Mike Salerno tied the game on a 21-yard boot early in the second period.

The turning point of the game came on South Florida's second possession of the second half. Leading 6-3 and facing a third and 13, Daniels scrambled to avoid the Huskie rush before connecting with wide receiver A.J. Love on a 46-yard touchdown pass to give the Bulls a 13-3 lead and the momentum. South Florida held the ball for 11:06 in the third quarter while the Huskies could manage only 10 offensive plays and 29 yards.

Northern Illinois finished the season 7-6 overall, while South Florida went to 8-5 with the win.

SCORING BY QUARTERS	1	2	3	4	Total
South Florida	3	0	10	14	27
Northern Illinois	0	3	0	0	3

SCORING SUMMARY

USF - Schwartz 39 FG, 1st 10:17

NIU - Salerno 21 FG, 2nd 3:55

USF - Schwartz 19 FG, 3rd 4:19

USF - Love 46 reception from Daniels (Schwartz kick), 3rd 3:03

USF - Love 7 reception from Daniels (Schwartz kick), 4th 3:59

USF - Ford 24 run (Schwartz kick), 4th :08

INDIVIDUAL STATISTICAL LEADERS

Rushing — NIU: Spann 20-93, Anderson 2-14, Palmer 2-4, Grady 2-0, Harnish 5 (-3). USF: Ford 20-207, Plancher 5-11, Kelly 1-0, Lamar 3 (-3), Daniels 11 (-26).

Team Statistics

	NIU	USF
First Downs (R-P)	11 (3-7)	19 (9-9)
Rushes-Net Yards	31-108	40-189
Passing Yards	130	217
Passes (C-A-I)	12-26-1	14-22-0
Plays-Total Yards	57-238	62-406
Fumbles-Lost	2-1	3-1
Penalties-Yards	3-33	4-28
Kickoff Returns-Yds	6-140	6-140-0
Punt Returns-Yds	0-0	1-3
3rd Down Conversions	3-13	7-15
4th Down Conversions	0-2	0-0
Punts-Average	6-38.8	5-37.0
Possession Time	27:10	32:44
Sacks By-Yards	5-44	1-4

Passing — NIU: Harnish 12-25-1, 130, Grady 0-1-0, 0. USF: Daniels 14-22-0, 217.

Receiving — NIU: Lewis 4-38, Spann 3-30, Cunningham 2-25, Moore 1-18, Palmer 1-12, Cox 1-7. USF: Mitchell 6-94, Love 3-56, Hester 2-30, Griffin 1-15, Wilson 1-13, Landi 1-9.

Tackle Leaders — NIU: C. Smith 8, Wilson 7, Butler 6. USF: Wilson 7, Allen 6, Murphy 6

2010 Humanitarian Bowl

NIU 40, FRESNO STATE 17

Dec. 18, 2010 | ESPN

Boise, Idaho | Bronco Stadium | 25,449



Northern Illinois won its school record 11th game of the season with a dominating 40-17 win over Fresno State in the Humanitarian Bowl on the blue turf of Bronco Stadium in Boise, Idaho.

The Huskies relied on quarterback Chandler Harnish, tailback Chad Spann and defensive end Jake Coffman to lead the way, with a healthy dose of help from their friends on the NIU offensive and defensive lines.

Harnish completed 17-of-27 passes for a season-best 300 yards and ran for 72 yards on 10 carries to earn NIU Most Valuable Player honors. He scored a pair of rushing touchdowns in the first half on runs of seven and 28 yards, and hit fullback Kyle Skarb with a 22-yard scoring toss at the end of the first half to put Northern Illinois ahead 23-10.

NIU did not let up in the second half, with Mike Cklamovski booting a career-long 51-yard field goal to give the Huskies a 26-10 lead.

Spann ended each of NIU's next two possessions with touchdowns as NIU extended its lead to 40-10. He finished the game with 95 yards on 15 carries. In between his scores, the Huskie defense earned a huge stop, forcing an FSU fumble at the NIU eight-yard line to end the Bulldogs' last serious threat.

Coffman recorded a career best three quarterback sacks, all in the first half, as part of a Huskie defensive effort that included six sacks and 14 tackles for loss. Fresno State gained just 74 yards rushing on 35 carries, while NIU piled up 503 yards of total offense.

To cap off the day, as the final seconds were counted down, a torrent of snow fell on the Bronco Stadium turf, covering the beautiful blue field in white.

SCORING BY QUARTERS	1	2	3	4	Total
Northern Illinois	6	17	10	7	40
Fresno State	7	3	0	7	17

SCORING SUMMARY

FS - Hamler 11 pass from Colburn (Goessling kick), 1st 5:25 (13-69, 6:33)

NIU - Harnish 7 run (Cklamovski kick failed), 1st 3:10 (5-68, 2:15)

NIU - Harnish 28 run (Cklamovski kick), 2nd 14:20 (5-69, 1:25)

NIU - Cklamovski 45 FG, 2nd 9:14 (8-25, 2:59)

FS - Goessling 45 FG, 2nd 3:41 (11-46, 5:33)

NIU - Skarb 22 pass from Harnish (Cklamovski kick), 2nd 0:57 (6-69, 2:44)

NIU - Cklamovski 51 FG, 3rd 10:13 (8-49, 3:26)

NIU - Spann 18 run (Cklamovski kick), 3rd 1:14 (8-89, 2:41)

NIU - Spann 8 run (Cklamovski kick), 4th 12:16 (4-61, 1:54)

FS - Evans 11 pass from Colburn (Goessling kick), 4th 5:31 (13-71, 6:45)

INDIVIDUAL STATISTICAL LEADERS

Rushing — NIU: Spann 15-95, Harnish 10-72, Hopkins 1-35, A. Daniels 1-2, Team 1-(-1). FS: Saunders 5-58, Rouse 14-32, Evans 1-4, Burse 4-1, Harris 1-1, Ellis 1-0, Colburn 9-(-22).

Passing — NIU: Harnish 17-26-0, 300; Palmer 0-1-0, 0. FS: Colburn 28-38-0, 288.

Receiving — NIU: W. Clark 4-88, Moore 4-88, Cox 4-34, Palmer 2-40, Skarb 1-22, Ashford 1-18, Schepler 1-10. FS: Hamler 7-87, Evans 6-33, Johnson 3-44, Harris 3-42, Saunders 3-21, Ellis 2-(-5), Raphael 1-30, Rouse 1-14, Stallworth 1-11, Burse 1-11.

Tackle Leaders — NIU: T. Clark 12, Stone 9, Butler 9. FS: Dunn 9, Bell 8.

Team Statistics

	NIU	FSU
First Downs (R-P)	22 (7-14)	26 (5-17)
Rushes-Net Yards	28-203	35-74
Passing Yards	300	288
Passes (C-A-I)	17-27-0	28-38-0
Plays-Total Yards	55-503	73-362
Fumbles-Lost	1-0	2-1
Penalties-Yards	6-65	4-43
Kickoff Returns-Yds	3-80	6-137
Punt Returns-Yds	0-0	0-0
3rd Down Conversions	2-6	6-15
4th Down Conversions	0-2	1-3
Punts-Average	0-0.0	3-30.3
Possession Time	24:07	35:53
Sacks By-Yards	6-36	0-0



BOWL HISTORY

2012 GoDaddy.com Bowl

NIU 38, ARKANSAS STATE 20

Jan. 8, 2012 | ESPN

Mobile, Ala. | Ladd Peebles Stadium | 38,734



Northern Illinois completed a season of comebacks by overcoming a 13-0 deficit to defeat Arkansas State, 38-20, in the GoDaddy.com Bowl.

Chandler Harnish, who earned MVP honors after completing 18-of-36 passes for 274 yards with two TDs, left the game briefly in the second quarter. In his absence, sophomore Jordan Lynch directed a seven-play, 78-yard touchdown drive. He hit Martel Moore with a 41-yard reception for one of Moore's eight catches before scoring on a three-yard touchdown run. The ensuing PAT put the Huskies ahead to stay, 14-13.

NIU extended its lead to 21-13 before halftime on a one-yard run by Jamal Womble on fourth down with no time on the clock. Arkansas State twice gave NIU the ball back in the final minutes of the half, first on a muffed punt recovered by Dominique Ware and second on a roughing the punter penalty.

Moore caught a 43-yard touchdown pass on a double reverse to give the Huskies a 28-13 lead in the third quarter after the teams traded interceptions to open the period.

NIU extended the lead to 31-13 in the fourth quarter on Mathew Sims' 22-yard field goal before ASU's scored with 11:12 remaining to end a string of 31 consecutive points by the Huskies. That catch pulled the Red Wolves within 11 at 31-20 before Dechane Durante's INT completed the win.

The NIU defense, which forced five turnovers, held ASU to a pair of field goals on its first two drives. The Wolves got into the end zone on its third possession, on a two-yard run by QB Ryan Aplin to finish a three-play, 41-yard drive, but would not see the end zone again until the fourth quarter.

SCORING BY QUARTERS	1	2	3	4		Total
Arkansas State	13	0	0	7	-	20
Northern Illinois	7	14	7	10	-	38

SCORING SUMMARY

ASU - Davis 32 FG, 1st 11:22 (8-30, 3:38)
 ASU - Davis 36 FG, 1st 7:44 (5-40, 1:04)
 ASU - Aplin 2 run (Davis kick), 1st 5:08 (3-41, 0:58)
 NIU - Ashford 9 pass from Harnish (Sims kick), 1st 0:49 (11-77, 4:12)
 NIU - Lynch 3 run (Sims kick), 2nd 4:49 (7-78, 2:50)
 NIU - Womble 1 run (Sims kick), 2nd 0:00 (10-43, 1:54)
 NIU - Moore 43 pass from Harnish (Sims kick), 3rd 13:30 (1-43, 0:08)
 NIU - Sims 22 FG, 4th 13:34 (5-23, 1:36)
 ASU - Stockemer 16 pass from Aplin (Davis kick), 4th 11:12 (7-59, 2:12)
 NIU - Durante 36 interception return (Sims kick), 4th 8:19

INDIVIDUAL STATISTICAL LEADERS

Rushing — ASU-Lawson 12-25; Robertson 3-18; Jackson 3-12; Lucas 1-(-10); Aplin, Ryan 10-(-17). NIU-Womble 6-25; Hopkins 9-24; Daniels 2-11; Bell 1-7; TEAM 1-(-1); Harnish 9-(-3); Lynch 7-(-4).

Passing — ASU-Aplin 30-58-3, 353. NIU-Harnish 18-36-1, 274; Lynch 4-4-0, 64; Neir 1-1-0, 4; Ashford 0-1-0, 0.

Receiving — ASU-Stockemer 11-185; Edwards 5-47; Lucas 5-44; Frampton 4-31; Jarboe 2-23; Kincy 2-19; Hall 1-4. NIU-Moore 8-224; Ashford 8-80; Wells 2-15; Hopkins 2-6; Palmer 1-12; McAvoy 1-4; Daniels 1-1.

Tackle Leaders — ASU-Joiner 8, D. Jones 8, McCray 8. NIU-Melvin 8, Six players with 7.

Team Statistics

	ASU	NIU
First Downs (R-P)	20 (3-16)	17 (4-12)
Rushes-Net Yards	29-28	35-59
Passing Yards	353	342
Passes (C-A-I)	30-58-3	23-42-1
Plays-Total Yards	87-381	77-401
Fumbles-Lost	2-2	1-0
Penalties-Yards	7-58	5-50
Kickoff Returns-Yds	6-164	4-79
Punt Returns-Yds	1-1	0-0
3rd Down Conversions	5-21	2-18
4th Down Conversions	2-4	3-3
Punts-Average	7-28.6	8-34.9
Possession Time	27:47	32:13
Sacks By-Yards	3-24	2-31

2013 Discover Orange Bowl

FLORIDA STATE 31, NIU 10

Jan. 1, 2013 | ESPN

Miami Gardens, Fla. | Sun Life Stadium | 72,073



Florida State's Lonnie Pryor ran for 134 yards and two scores as Northern Illinois saw its 12-game winning streak snapped, 31-10, in the Discover Orange Bowl.

FSU QB E.J. Manuel was 26-of-38 for 291 yards and a touchdown, while NIU quarterback Jordan Lynch completed 15-of-41 passes for 176 yards.

After a Lynch punt put the Seminoles on their own five-yard line, it took FSU four plays to go 95 yards. Pryor ran 60 yards for the score and a 7-0 Florida State lead with 5:28 to play in the first quarter.

Northern Illinois answered with a 25-yard Mathew Sims field goal set up by a 35-yard run by Desroy Maxwell on a fake punt. One play later, Lynch connected with Tommylee Lewis on a 25-yard swing pass to the Seminole six.

FSU increased its lead to 14-3 before halftime, marching 82 yards in 10 plays. Manuel hit Rashad Greene with a six-yard pass with 11 seconds on the clock.

Florida State added a field goal on its first drive of the second half to take a 17-3 lead. The Seminoles advanced to the NIU two-yard line, but had to settle for a 25-yard Dustin Hopkins field goal.

The Huskies answered with a six-play, 87-yard drive, spurred by a 55-yard catch and run by Akeem Daniels and a 22-yard Lynch rush to the FSU 11. Lynch hit Martel Moore to cut the lead to 17-10 at 9:55 of the third quarter.

NIU surprised the Seminoles with an onside kick that was recovered by Paris Logan at the Huskie 47-yard line. Northern Illinois advanced to the Florida State 23 before Lynch was intercepted, ending the NIU threat.

After an exchange of punts, Florida State pushed its lead back to 14 as Manuel scored from nine yards out. FSU regained the ball on a Huskie fumble and two plays later, Pryor went 37 yards up the middle for a Seminole touchdown to give Florida State a 31-10 lead with 10:33 to play in the fourth quarter.

SCORING BY QUARTERS	1	2	3	4		Total
Northern Illinois	3	0	7	0	-	10
Florida State	7	7	3	14	-	31

SCORING SUMMARY

FSU - Pryor 60 run (Hopkins kick), 1st 5:28 (4-95, 1:11)
 NIU - Sims 27 FG, 1st 1:41 (10-67, 3:47)
 FSU - Greene 6 pass from Manuel (Hopkins kick), 2nd 0:11 (10-82, 3:46)
 FSU - Hopkins 25 FG, 3rd 11:48 (9-68, 3:12)
 NIU - Moore 11 pass from Lynch (Sims kick), 3rd 9:55 (6-87, 1:53)
 FSU - Manuel 9 run (Hopkins kick), 4th 14:56 (8-61, 3:17)
 FSU - Pryor 37 run (Hopkins kick), 4th 10:33 (2-42, 0:42)

INDIVIDUAL STATISTICAL LEADERS

Rushing - NIU: Lynch 23-44, Maxwell 1-35, Daniels 3-15, Brown 1-14, Lewis

2-9, Wells 1-1, Team 1-(-1), Brown 1-(-20); FSU: Pryor 5-134, Wilder 11-52, Freeman 14-30, Manuel 6-26, Dent 1-1.

Passing - NIU: Lynch 15-41-1, 176; FSU: Manuel 26-38-0, 291.

Receiving - NIU: Lewis 5-61, Moore 4-29, Ashford 4-19, Daniels 2-67; FSU: Shaw 6-61, Greene 5-45, Freeman 3-43, Dent 3-42, Smith 3-41, Pryor 3-17, O'Leary 2-29, Benjamin 1-13.

Tackle Leaders - NIU: Ward 14, Melvin 10, Bass 7; FSU: Williams 10, Jones 10, Joyner 6.

Team Statistics

	NIU	FSU
First Downs (R-P)	17 (5-7)	23 (9-13)
Rushes-Net Yards	32-83	37-243
Passing Yards	176	291
Passes (C-A-I)	15-41-1	26-38-0
Plays-Total Yards	73-259	75-534
Fumbles-Lost	1-1	1-1
Penalties-Yards	5-40	8-96
Kickoff Returns-Yds	4-73	0-0
Punt Returns-Yds	1-6	0-0
3rd Down Conversions	5-18	3-14
4th Down Conversions	2-4	2-2
Punts-Average	7-42.1	5-36.8
Possession Time	25:52	34:08
Sacks By-Yards	0-0	3-16

NORTHERN ILLINOIS FOOTBALL HISTORY

BOWL RECORDS

INDIVIDUAL

Rushing

Carries: 23, A.J. Harris vs. Troy (2004)
23, Jordan Lynch vs. Florida State (2013)
Yards: 120, A.J. Harris vs. Troy (2004)

Passing

Attempts: 41, George Bork vs. Missouri State (1963)
41, Jordan Lynch vs. Florida State (2013)
Completions: 27, George Bork vs. Missouri State (1963)
Touchdowns: 3, George Bork, twice (1962 and 1963)
Yards: 300, Chandler Harnish vs. Fresno State (2010)

Receiving

Receptions: 9, Hugh Rohrschneider vs. Missouri State (1963)
Yards: 224, Martel Moore vs. Arkansas State (2012)
Touchdowns: 1, 11 times

Scoring

Touchdowns: 2, Chandler Harnish vs. Fresno State (2010)
2, Chad Spann vs. Fresno State (2010)
2, Josh Haldi vs. Troy (2004)
2, Darryl Richardson vs. CSF (1983)
Points: 12, Chandler Harnish vs. Fresno State (2010)
12, Chad Spann vs. Fresno State (2010)
12, Josh Haldi vs. Troy (2004)
12, Darryl Richardson vs. CSF (1983)
PATs: 5, Mathew Sims vs. Arkansas State (2012)

Field Goals

Longest Made FG: 51, Mike Cklamovski vs. Fresno State (2010)
Most FG: 2, Mike Cklamovski vs. Fresno State (2010)
2, Chris Nendick vs. Troy (2004)
2, Vince Scott vs. CSF (1983)

Defense

Most Tackles: 16, Brian Atkinson vs. Troy (2004)

TEAM

Total Offense

Most Yards: 503, vs. Fresno State (2010)
Fewest Yards: 60, vs. TCU (2006)
Most Touchdowns: 5, vs. Fresno State (2010)

Rushing

Most Attempts: 53, vs. Cal State Fullerton (1983)
Fewest Attempts: 18, vs. Missouri State (1963)
Most Yards: 253, vs. Cal State Fullerton (1983)
Fewest Yards: -20, vs. TCU (2006)

Passing

Most Attempts: 42, vs. Missouri State (1963)
42, vs. Arkansas State (2012)
Fewest Attempts: 18, vs. Cal State Fullerton (1983)
Most Completions: 27, vs. Missouri State (1963)
Fewest Completions: 6, vs. TCU (2006)
Most Yards: 342, vs. Arkansas State (2012)
Fewest Yards: 80, vs. TCU (2006)

Punting

Most Punts: 9, vs. TCU (2006)
Fewest Punts: 2, vs. Fresno State (2010)
Highest Average: 42.1, vs. Florida State (2013)
Lowest Average: 32.6, vs. Troy (2004)

First Downs

Most First Downs: 22, vs. Fresno State (2010)
Fewest First Downs: 5, vs. TCU (2006)
Most First Downs Rushing: 11, vs. Cal State Fullerton (1983)
Fewest First Downs Rushing: 0, vs. TCU (2006)
Most First Downs Passing: 14, vs. Missouri State (1963)
14, vs. Fresno State (2010)
Fewest First Downs Passing: 2, vs. TCU (2006)

NOTE: Individual statistics for 1946 and 1947 games unavailable.

NIU All-Time Bowl Results

All-Time Bowl Record: 5-8 (.385)

Major College Bowl Record: 4-4 (.500)

Bowl	Date	Opponent	City - Stadium	W/L	Score
1946 Turkey Bowl	Nov. 28	Evansville	Evansville, Ind. - Bosse Field	L	7-19
1947 Refrigerator Bowl	Nov. 29	Evansville	Evansville, Ind. - Bosse Field	L	0-20
1962 Mineral Water Bowl	Nov. 24	Adams State	Excelsior Springs, Mo. - Roosevelt Field	L	20-23
1963 Mineral Water Bowl	Nov. 30	Missouri State	Excelsior Springs, Mo. - Roosevelt Field	W	21-14
1965 Mineral Water Bowl	Nov. 27	North Dakota	Excelsior Springs, Mo. - Roosevelt Field	L	20-37
*1983 California Bowl	Dec. 17	Cal State Fullerton	Fresno, Calif. - Bulldog Stadium	W	20-13
*2004 Silicon Valley Classic	Dec. 30	Troy	San Jose, Calif. - Spartan Stadium	W	34-21
*2006 Poinsettia Bowl	Dec. 19	TCU	San Diego, Calif. - Qualcomm Stadium	L	7-37
*2008 Independence Bowl	Dec. 28	Louisiana Tech	Shreveport, La. - Independence Stadium	L	10-17
*2010 International Bowl	Jan. 3	South Florida	Toronto, Canada - Rogers Centre	L	3-27
*2010 Humanitarian Bowl	Dec. 18	Fresno State	Boise, Idaho - Bronco Stadium	W	40-17
*2012 GoDaddy.com Bowl	Jan. 8	Arkansas State	Mobile, Ala. - Ladd Peebles Stadium	W	38-20
*2013 Discover Orange Bowl	Jan. 1	Florida State	Miami Gardens, Fla. - Sun Life Stadium	L	10-31

*Division I Football Bowl Subdivision game



NORTHERN ILLINOIS FOOTBALL HISTORY

STATISTICAL CHAMPIONS

MAC LEADERS



Total Offense

Year	Player	Rec/Gm
2012	Jordan Lynch	353.8

Rushing

Year	Player, Pos	Yds/G
2002	Michael Turner	159.6
2003	Michael Turner	137.3
2004	Garrett Wolfe	150.5
2005	Garrett Wolfe	176.4
2006	Garrett Wolfe	148.3
2010	Chad Spann	99.1
2012	Jordan Lynch	129.6

Passing

Year	Player	Eff. Rating
2005	Phil Horvath	159.2
2010	Chandler Harnish	157.8
2012	Jordan Lynch	144.9

Receiving - Receptions

Year	Player	Rec/Gm
1978	Dave Petzke	8.3

Receiving - Yards

Year	Player	Yds/Gm
2000	Justin McCareins	106.2

Kickoff Returns

Year	Player, Pos	Avg/Ret
1984	Ricky Mitchell, TB	22.8
1985	Curt Pardridge, SE	23.0
2002	Randee Drew, CB/WR	26.1

All-Purpose Yardage

Year	Player, Pos	Yds/Gm
1979	Mike Pinckney, FL	114.4
2000	Justin McCareins, FL	183.1
2002	Michael Turner, RB	190.3
2004	Garrett Wolfe, RB	182.2
2005	Garrett Wolfe, RB	200.4
2006	Garrett Wolfe, RB	167.5

Punt Returns

Year	Player, Pos	Avg/Ret
2000	Justin McCareins, FL	19.1
2002	Dan Sheldon, SE	22.7

Scoring

Year	Player, Pos	Pts/Gm
2000	Thomas Hammock, TB	10.7
2003	Steve Azar, PK	8.7
2005	Garrett Wolfe, TB	11.3
2006	Garrett Wolfe, TB	8.9
2010	Chad Spann, TB	9.4

Touchdowns

Year	Player, Pos	TDs/Gm
2000	Thomas Hammock, TB	1.78
2004	Garrett Wolfe, TB	1.91
2010	Chad Spann, TB	1.57

Kick Scoring

Year	Player	Pts/Gm
2000	Steve Azar	8.9
2001	Steve Azar	8.3
2002	Steve Azar	7.9
2003	Steve Azar	8.7
2010	Mike Cklamovski	7.6
2011	Mathew Sims	8.9

NIU's MAC Team Statistical Leaders

Year	Category	Avg.	Year	Category	Avg.
1977	Pass Defense	88.5	2008 (cont.)	Opponent First Downs	215
1981	Pass Defense	102.3		Opponent Fourth Downs	36.4
1982	Rushing Offense	201.7	2010	Total Offense	450.0
1983	Scoring Offense	26.7		Scoring Offense	38.0
1985	Rushing Offense	183.7		Rushing Offense	260.4
1997	Kickoff Returns	24.1		Passing Efficiency	149.2
2000	Total Offense	427.8		First Downs	303
	Scoring Offense	37.2		Third Down Conversions	50.6
	Punt Returns	16.2		Scoring Defense	18.9
2002	Rushing Defense	131.8	2011	First Downs	333
	Punt Returns	20.2		Fourth Down Conversions	78.6
2003	Red Zone Offense	98.0	2012	Rushing Offense	238.2
2004	Rushing Offense	232.2		Total Offense	469.6
	Red Zone Offense	87.2		Scoring Offense	38.6
2008	Total Defense	298.5		Pass Efficiency Defense	108.5
	Scoring Defense	18.0		Tackles for Loss	7.4
	Pass Defense	161.1		Fourth Down Conversion Pct.	74.1

Field Goals

Year	Player	FG/Gm
1983	Vince Scott	1.55
2000	Steve Azar	1.56
2001	Steve Azar	1.82
2002	Steve Azar	1.50
2003	Steve Azar	1.75
2006	Chris Nendick	1.54

Field Goal Percentage

Year	Player	Pct	M/A
1999	Kent Baker	.857	12/14
2000	Steve Azar	.933	14/15

PAT Kick Percentage

Year	Player	Pct	M/A
1999	Kent Baker	1.000	35/35

Punting

Year	Player	Avg/Punt
1978	Jim Hannula	40.1
1984	Todd Van Keppel	41.8
1985	Mike Kent	41.7

Quarterback Sacks

Year	Player, Pos	Total
2007	Larry English, DE	10.5

Tackles for Loss

Year	Player, Pos	Total
1984	Scott Kellar, DT	20

Forced Fumbles

Year	Player, Pos	Total
1998	Benji Peacock, CB	5

Interceptions

Year	Player, Pos	Total
1980	Mike Terna, LB	5
1985	Steve Kmiec, FS	6
2001	Vince Thompson, CB	5
2002	Randee Drew, CB	7
2003	Randee Drew, CB	6

Passes Defended

Year	Player, Pos	Total
2001	Vince Thompson, CB	17
2003	Randee Drew, CB	21

NCAA LEADERS



INDIVIDUALS

Total Offense

Year	Player, Pos	Yds
*1950	Bob Heimerdinger, QB	*1,782
*1951	Bob Heimerdinger, QB	*1,775
*1962	George Bork, QB	*2,398
*1963	George Bork, QB	*2,945
*1965	Ron Christian, QB	*2,307

Receiving

Year	Player, Pos	Rec	Yds
*1952	Jim McKinzie, E	44	703
*1962	Hugh Rohrschneider, E	76	795
*1963	Hugh Rohrschneider, E	75	1,036
1978	Dave Petzke, SE	91	1,215

Passing

Year	Player	Yds	TD
*1962	George Bork	2,506	22
*1963	George Bork	3,077	32

Rushing

Year	Player, Pos	Yds	TD
1973	Mark Kellar, FB	1,719	16
1993	LeShon Johnson, TB	1,976	12
2006	Garrett Wolfe, TB	1,928	18

Punt Returns

Year	Player, Pos	Avg
2002	Dan Sheldon, WR	22.7

All-Purpose Yardage

Year	Player, Pos	Yds
1993	LeShon Johnson, TB	2,082
2006	Garrett Wolfe, TB	2,177

Scoring

Year	Player, Pos	Pts	TD
1990	Stacey Robinson, QB	120	19

Team Passing

Year	Yds/Gm
*1950	187.0
*1962	285.6
*1963	349.3

Team Rushing

Year	Yds/Gm
1990	344.6

Team Punt Returns

Year	Avg/Ret
2002	20.2

* College Division



TELEVISION APPEARANCES

1965 – 1 game

Nov. 6 (L-D) WREX (Rockford)
NIU 48, Illinois State 6

1983 – 1 game

Dec. 17 (N) ESPN/Mizlou Network
NIU 20, Cal State Fullerton 13
California Bowl (Fresno, Calif.)

1984 – 3 games

Sept. 1 (L) WLS (Chicago)
NIU 40, West Texas State 33
Oct. 13 (R) SportsTime
NIU 10, Eastern Michigan 10
Oct. 20 (R) SportsTime
Bowling Green 28, NIU 6

1985 – 5 games

Sept. 7 (R) SportsVision
NIU 17, Western Michigan 0
Sept. 14 (R) SportsVision
Wisconsin 38, NIU 17
Oct. 19 (R) SportsVision
NIU 16, Toledo 3
Nov. 9 (R-D) SportsVision/Pro-Am
NIU 3, Eastern Michigan 0
Nov. 23 (R-D) SportsVision/Pro-Am
Central Michigan 30, NIU 21

1986 – 5 games

Aug. 30 (R) SportsVision
Ball State 20, NIU 10
Sept. 13 (R-D) SportsVision
Wisconsin 35, NIU 20
Sept. 20 (R-D) SportsVision
Iowa 57, NIU 3
Oct. 25 (R-D) SportsVision
Miami (Ohio) 20, NIU 6
Nov. 8 (R-D) SportsVision
NIU 21, Eastern Michigan 14

1987 – 5 games

Sept. 12 (R) SportsVision
Lamar 39, NIU 35
Oct. 10 (R) SportsVision
(L) Buckeye Cablevision
NIU 41, Toledo 5
Nov. 7 (R-D) SportsVision
NIU 29, Western Illinois 14
Nov. 14 (R-D) SportsVision
Akron 27, NIU 21
Nov. 28 (N) ESPN
NIU 34, UNLV 31

1988 – 3 games

Sept. 3 (R-D) SportsVision
NIU 7, Akron 6
Sept. 17 (R-D) SportsVision
NIU 19, Wisconsin 17
Nov. 5 (R-D) SportsVision
NIU 16, Western Illinois 6

1989 – 2 games

Oct. 7 (R) SportsChannel
NIU 29, Southern Illinois 24
Oct. 21 (R) SportsChannel
NIU 42, UNLV 24

By the Numbers

All Television Games: 83-72-1

Nationally Televised Games: 30-22

ESPN Network Broadcasts: 30-22

ABC Network Broadcasts: 0-2

Most Appearances (Season): 13 (2006)

Most National Appearances (Season): 6 (2011)

1990 – 2 games

Sept. 29 (N) ESPN
Northwestern 24, NIU 7
Oct. 6 (L) KMPH (Fresno-Visalia)
NIU 73, Fresno State 18

1991 – 3 games

Oct. 12 (R) SportsChannel
Western Michigan 22, NIU 10
Oct. 19 (R-D) SportsChannel
Florida 41, NIU 10
Nov. 2 (R) SportsChannel
Louisiana-Lafayette 13, NIU 12

1992 – 3 games

Sept. 12 (R-D) SportsChannel
NIU 26, Illinois State 19
Oct. 10 (N) SportsChannel
NIU 23, Southern Mississippi 10
Nov. 21 (R) SportsChannel
Toledo 25, NIU 8

1994 – 1 game

Oct. 1 (R-D) SportsChannel
Nevada 35, NIU 31

1995 – 4 games

Sept. 9 (R-D) SportsChannel
Louisville 34, NIU 21
Oct. 7 (R) SportsChannel
NIU 62, UNLV 14
Oct. 28 (R) SportsChannel
Cincinnati 55, NIU 19
Nov. 4 (R-D) SportsChannel
Florida 58, NIU 20

1996 – 3 games

Oct. 5 (R) SportsChannel
North Texas 24, NIU 21
Oct. 19 (R) SportsChannel
Louisville 27, NIU 3
Oct. 26 (R) SportsChannel
Akron 34, NIU 17

1997 – 2 games

Aug. 28 (R-D) SportsChannel
Central Michigan 44, NIU 10
Oct. 25 (R) SportsChannel
Ball State 21, NIU 14

1998 – 3 games

Sept. 12 (R) Big XII Net/Fox Sports Net
Kansas State 73, NIU 7
Oct. 17 (R) Fox Sports Net
NIU 16, Central Michigan 6
Oct. 31 (R) Fox Sports Net
Toledo 16, NIU 3

1999 – 4 games

Sept. 11 (L) WJYS (Chicago)
Vanderbilt 34, NIU 31
Sept. 18 (R) ESPN Regional
Iowa 24, NIU 0
Oct. 23 (R) Fox Sports Net
NIU 50, Kent State 7
Oct. 30 (R) Fox Sports Net
Marshall 41, NIU 9

2000 – 2 games

Oct. 21 (R) Fox Sports Net
Western Michigan 52, NIU 22
Oct. 28 (R) ESPN Plus
NIU 73, Buffalo 10

2001 – 4 games

Sept. 8 (R) ESPN Regional
Illinois 17, NIU 12
Oct. 6 (N) ESPN GamePlan
Marshall 37, NIU 15
Oct. 20 (R) Fox Sports Net
NIU 20, Western Michigan 12
Nov. 3 (R) Fox Sports Net
NIU 40, Eastern Michigan 17

2002 – 4 games

Aug. 29 (R) Fox Sports Net
NIU 42, Wake Forest 41 (OT)
Sept. 14 (R) ESPN Regional
Wisconsin 24, NIU 21
Nov. 9 (R) Fox Sports Net/Sunshine Net
NIU 26, Bowling Green 17
Nov. 23 (R) Fox Sports Net
Toledo 33, NIU 30

2003 – 6 games

Aug. 28 (N) Fox Sports Net
NIU 20, Maryland 13 (OT)
Sept. 20 (N) ESPN GamePlan
NIU 19, Alabama 16
Oct. 4 (N) ESPN GamePlan
NIU 30, Ohio 23 (OT)
Oct. 25 (N) ESPN2
Bowling Green 34, NIU 18
Nov. 1 (R) Fox Sports Net Chicago
NIU 48, Ball State 23
Nov. 15 (R) Fox Sports Net
Toledo 49, NIU 30

2004 – 10 games

Sept. 11 (R) Fox Sports Net
NIU 23, Southern Illinois 22
Sept. 18 (R) Fox Sports Net
Iowa State 48, NIU 41
Sept. 24 (N) ESPN2
NIU 34, Bowling Green 17
Oct. 2 (R) Comcast SportsNet
NIU 49, Akron 19
Oct. 16 (R) Comcast SportsNet
NIU 42, Central Michigan 10
Oct. 23 (R) Comcast SportsNet
NIU 59, Western Michigan 38
Oct. 30 (R) Comcast SportsNet
NIU 38, Ball State 31 (OT)
Nov. 9 (N) ESPN2
Toledo 31, NIU 17



TELEVISION APPEARANCES

Nov. 20 (R) Comcast SportsNet
NIU 34, Eastern Michigan 16
Dec. 30 (N) ESPN2
NIU 34, Troy 21 (San Jose, Calif.)
Silicon Valley Classic

2005 – 9 games

Sept. 3 (R) ABC
Michigan 33, NIU 17
Sept. 10 (N) ESPN Classic
Northwestern 38, NIU 37
Sept. 17 (R) Comcast SportsNet
NIU 42, Tennessee Tech 3
Oct. 5 (N) ESPN2
NIU 38, Miami (OH) 27
Oct. 15 (R) Comcast SportsNet
NIU 24, Eastern Michigan 8
Oct. 29 (R) Comcast SportsNet
Ball State 31, NIU 17
Nov. 16 (N) ESPN2
NIU 35, Toledo 17
Nov. 23 (N) ESPN2
NIU 42, Western Michigan 7
Dec. 1 (N) ESPN
Akron 31, NIU 30
MAC Championship (Detroit, Mich.)

2006 – 13 games

Sept. 2 (R) ABC
Ohio State 35, NIU 12
Sept. 9 (R) Comcast SportsNet
Ohio 35, NIU 23
Sept. 16 (R) Comcast SportsNet
NIU 31, Buffalo 13
Sept. 23 (R) Comcast SportsNet
NIU 48, Indiana State 14
Sept. 30 (R) Comcast SportsNet
NIU 40, Ball State 28
Oct. 8 (N) ESPN
NIU 28, Miami (OH) 25
Oct. 14 (R) ESPN Plus
Western Michigan 16, NIU 14
Oct. 21 (R) Comcast SportsNet
NIU 43, Temple 21
Oct. 28 (N) ESPN
Iowa 24, NIU 14
Nov. 7 (N) ESPN 2
Toledo 17, NIU 13
Nov. 17 (N) ESPN
NIU 31, Central Michigan 10
Nov. 24 (R) Comcast SportsNet
NIU 27, Eastern Michigan 0
Dec. 19 (N) ESPN
TCU 37, NIU 7 (San Diego, Calif.)
Poinsettia Bowl

2007 – 10 games

Sept. 1 (N) ESPN U
Iowa 16, NIU 3 at Chicago
Sept. 8 (R) Comcast SportsNet
Southern Illinois 31, NIU 24
Sept. 15 (R) ESPN Regional
Eastern Michigan 21, NIU 19
Sept. 22 (N) ESPN GamePlan
NIU 42, Idaho 35
Sept. 29 (R) ESPN Regional
Central Michigan 35, NIU 10

Oct. 13 (R) Comcast SportsNet
Western Michigan 17, NIU 13
Oct. 20 (N) Big Ten Network
Wisconsin 44, NIU 3
Nov. 10 (R) Comcast SportsNet
NIU 27, Kent State 20
Nov. 17 (N) CSTV
Navy 35, NIU 24
Nov. 24 (R) Comcast SportsNet
Ball State 27, NIU 21

2008 – 11 games

Aug. 30 (R) Big Ten Network
Minnesota 31, NIU 27
Sept. 20 (R) Comcast SportsNet
NIU 48, Indiana State 3
Sept. 27 (R) ESPN Plus
NIU 37, Eastern Michigan 0
Oct. 4 (N) ESPN GamePlan
Tennessee 13, NIU 9
Oct. 11 (R) Comcast SportsNet
NIU 17, Miami (OH) 13
Oct. 18 (R) Comcast SportsNet
NIU 38, Toledo 7
Oct. 25 (R) Comcast SportsNet
NIU 16, Bowling Green 13
Nov. 5 (N) ESPN 2
Ball State 45, NIU 14
Nov. 12 (N) ESPN 2
Central Michigan 33, NIU 30 (OT)
Nov. 25 (N) ESPN Classic
Navy 16, NIU 0
Dec. 28 (N) ESPN
La. Tech 16, NIU 0 (Shreveport, La.)
Independence Bowl

2009 – 10 games

Sept. 5 (R) Big Ten Network
Wisconsin 28, NIU 20
Sept. 12 (R) Comcast SportsNet
NIU 41, Western Illinois 7
Sept. 19 (R) Big Ten Network
NIU 28, Purdue 21
Sept. 26 (R) Comcast SportsNet
Idaho 34, NIU 31
Oct. 3 (R) Comcast SportsNet
NIU 38, Western Michigan 3
Oct. 31 (R) ESPN Plus/ESPN GamePlan
NIU 27, Akron 10
Nov. 5 (N) ESPN
NIU 50, Eastern Michigan 6
Nov. 12 (N) ESPN
NIU 26, Ball State 20
Nov. 27 (N) ESPN360.com
Central Michigan 45, NIU 31
Jan. 2 (N) ESPN2
USF 27, NIU 3 (Toronto, Canada)
International Bowl

2010 – 9 games

Sept. 2 (R) Fox Sports Net/Comcast SportsNet
Iowa State 27, NIU 10
Sept. 18 (R) Big Ten Network
Illinois 28, NIU 22
Sept. 25 (R) Big Ten Network
NIU 34, Minnesota 23
Oct. 9 (R) ESPN Plus/ESPN GamePlan
NIU 31, Temple 17

Oct. 23 (R) Comcast SportsNet/GamePlan
NIU 33, Central Michigan 7
Oct. 30 (R) ESPN Plus/ESPN GamePlan
NIU 28, Western Michigan 21
Nov. 9 (N) ESPN2
NIU 65, Toledo 30
Dec. 3 (N) ESPN2
Miami (OH) 26, NIU 21
MAC Championship (Detroit, Mich.)
Dec. 18 (N) ESPN
NIU 40, Fresno State 17
Humanitarian Bowl (Boise, Idaho)

2011 – 9 games

Sept. 10 (R) Fox College Sports
Kansas 45, NIU 42
Oct. 15 (R) Comcast SportsNet/GamePlan
NIU 51, Western Michigan 22
Oct. 22 (R) ESPN Plus/ESPN GamePlan
NIU 31, Buffalo 30
Nov. 1 (N) ESPN2
NIU 63, Toledo 60
Nov. 8 (N) ESPN2
NIU 45, Bowling Green 14
Nov. 15 (N) ESPN
NIU 41, Ball State 38
Nov. 25 (N) ESPN
NIU 18, Eastern Michigan 12
Dec. 2 (N) ESPN2
NIU 23, Ohio 20
MAC Championship (Detroit, Mich.)
Jan. 8 (N) ESPN
NIU 38, Arkansas State 20
GoDaddy.com Bowl (Mobile, Ala.)

2012 – 8 games

Sept. 1 (N) ESPN
Iowa 18, NIU 17 (Chicago, Ill.)
Sept. 15 (N) CBS Sports Network
NIU 41, Army 40
Oct. 13 (R) Comcast SportsNet Chicago
NIU 45, Buffalo 3
Oct. 20 (R) ESPN Plus/ESPN GamePlan
NIU 37, Akron 7
Oct. 27 (R) ESPN Plus/ESPN GamePlan
NIU 48, Western Michigan 34
Nov. 14 (N) ESPN2
NIU 31, Toledo 24
Nov. 30 (N) ESPN2
NIU 44, Kent State 37 (2OT)
MAC Championship (Detroit, Mich.)
Jan. 8 (N) ESPN
Florida State 31, NIU 10
Discover Orange Bowl (Miami, Fla.)

KEY: (N)=National, (R)=Regional, (L)=Local,
(D)=Delayed broadcasts.
Home games are in *italics*.



NORTHERN ILLINOIS FOOTBALL HISTORY

ALL-TIME SERIES RECORDS

Opponent	G	W	L	T	Pct.	First-Last Mtg.	Opponent	G	W	L	T	Pct.	First-Last Mtg.
Adams State	1	0	1	0	.000	1962 - 1962	Milton	2	2	0	0	1.000	1924 - 1925
Akron	13	8	5	0	.615	1966 - 2012	Minnesota	3	1	2	0	.333	1988 - 2010
Alabama	1	1	0	0	1.000	2003 - 2003	Mississippi	1	0	1	0	.000	1993 - 1993
American Coll. of PE	1	1	0	0	1.000	1926 - 1926	Montana	1	0	1	0	.000	1970 - 1970
Arkansas	1	0	1	0	.000	1994 - 1994	Mt. Morris	11	8	2	1	.773	1914 - 1929
Arkansas State	8	7	1	0	.875	1990 - 2011	Murray State	1	1	0	0	1.000	1990 - 1990
Army	3	2	1	0	.667	1992 - 2012	Navy	1	0	2	0	.000	2007 - 2008
Auburn	1	0	1	0	.000	2000 - 2000	Nebraska	2	0	2	0	.000	1989 - 1990
Aurora	3	2	0	1	.833	1913 - 1914	Nebraska-Omaha	14	8	6	0	.571	1949 - 1965
Ball State	40	18	20	2	.475	1941 - 2012	Nebraska-Peru	1	1	0	0	1.000	1951 - 1951
Beloit College	11	3	8	0	.272	1906 - 1958	Nevada	2	1	1	0	.500	1993 - 1994
Belvidere Business Col.	3	3	0	0	1.000	1903 - 1906	Nevada-Las Vegas	3	3	0	0	1.000	1987 - 1995
Boston College	1	0	1	0	.000	1971 - 1971	New Mexico State	3	1	2	0	.333	1968 - 1994
Bowling Green	17	7	10	0	.412	1967 - 2011	North Carolina State	1	0	1	0	.000	1997 - 1997
Bradley	7	4	3	0	.571	1921 - 1967	North Central College	17	11	4	2	.706	1901 - 1960
Buffalo	9	8	1	0	.889	1968 - 2012	North Dakota	2	1	1	0	.500	1965 - 2010
Butler	2	2	0	0	1.000	1966 - 1967	North Dakota State	2	0	2	0	.000	1968 - 1969
Cal Poly	1	1	0	0	1.000	2011 - 2011	North Texas	1	0	1	0	.000	1996 - 1996
Cal State-Fullerton	3	2	1	0	.667	1983 - 1989	Northeast Louisiana	2	0	2	0	.000	1938 - 1978
Central Florida	3	2	1	0	.667	1998 - 2004	Northeast Missouri St.	4	3	1	0	.750	1961 - 1965
Central Michigan	48	22	25	1	.469	1939 - 2012	Northern Arizona	1	0	1	0	.000	1968 - 1968
Chicago City College	1	1	0	0	1.000	1935 - 1935	Northern Iowa	3	1	2	0	.333	1927 - 1964
Chicago Teachers	1	1	0	0	1.000	1916 - 1916	Northwest Missouri St.	1	1	0	0	1.000	1961 - 1961
Chicago YMCA	2	0	2	0	.000	1925 - 1927	Northwestern	7	0	6	1	.071	1975 - 2005
Cincinnati	2	1	1	0	.500	1989 - 1995	Ohio	19	10	9	0	.526	1968 - 2011
Concordia	2	2	0	0	1.000	1943 - 1944	Ohio State	1	0	1	0	.000	2006-2006
Cornell (IA)	1	0	1	0	.000	1920 - 1920	Oklahoma State	1	0	1	0	.000	1994 - 1994
Crane J. C.	3	3	0	0	1.000	1926 - 1932	Oregon State	1	0	1	0	.000	1996 - 1996
Dayton	2	0	2	0	.000	1969 - 1970	Pacific	2	1	1	0	.500	1993 - 1994
DePaul	1	0	1	0	.000	1924 - 1924	Penn State	1	0	1	0	.000	1996 - 1996
Dixon	5	3	2	0	.600	1909 - 1912	Purdue	1	1	0	0	1.000	2009-2009
Dubuque	4	1	2	1	.375	1908 - 1939	St. Ambrose	2	0	2	0	.000	1947 - 1948
East Carolina	1	0	1	0	.000	1990 - 1990	St. Bede's	2	1	0	1	.750	1925 - 1926
East Tennessee St.	1	1	0	0	1.000	1979 - 1979	St. Joseph's	1	1	0	0	1.000	1924 - 1924
Eastern Illinois	36	25	10	1	.708	1902 - 1998	St. Viator's	7	3	4	0	.429	1915 - 1936
Eastern Kentucky	2	0	2	0	.000	1940 - 1948	Sam Houston St.	1	1	0	0	1.000	2001 - 2001
Eastern Michigan	43	27	14	2	.651	1927 - 2012	San Diego State	4	0	4	0	.000	1967 - 1971
Elmhurst College	17	16	0	1	.971	1921 - 1946	San Jose State	1	1	0	0	1.000	1995 - 1995
Eureka College	6	3	3	0	.500	1923 - 1935	Shurtleff	2	0	2	0	.000	1929 - 1930
Evansville	2	0	2	0	.000	1946 - 1947	South Florida	3	1	2	0	.333	2001 - 2009
Florida	2	0	2	0	.000	1991 - 1995	Southern Illinois	43	28	14	1	.679	1931 - 2007
Florida State	1	0	1	0	.000	2012-2012	Southern Mississippi	2	1	1	0	.500	1992 - 1995
Fresno State	5	3	2	0	.600	1972 - 2010	Southwest Missouri St.	3	3	0	0	1.000	1963 - 1988
Gary J. C.	1	0	1	0	.000	1933 - 1933	Sterling Business Col.	3	2	1	0	.667	1904 - 1909
German Pres. Sem.	1	0	1	0	.000	1909 - 1909	TCU	1	0	1	0	.000	2006-2006
Hillsdale College	4	4	0	0	1.000	1959 - 1967	Temple	4	3	1	0	.750	1989 - 2010
Idaho	6	3	3	0	.500	1969 - 2009	Tennessee	1	0	1	0	.000	2008-2008
Illinois	4	0	4	0	.000	1992 - 2010	Tennessee-Martin	1	1	0	0	1.000	2012-2012
Illinois College	2	2	0	0	1.000	1930 - 1931	Tennessee Tech	2	2	0	0	1.000	2003 - 2005
Illinois State	56	25	22	9	.527	1906 - 2000	Texas-El Paso	1	0	1	0	.000	1996 - 1996
Illinois Wesleyan	7	2	4	1	.357	1934 - 1949	Toledo	40	11	29	0	.275	1967 - 2012
Indiana	1	0	1	0	.000	1993 - 1993	Troy	1	1	0	0	1.000	2004-2004
Indiana State	10	5	5	0	.500	1926 - 2008	Utah State	1	0	1	0	.000	1995 - 1995
Iowa	8	0	8	0	.000	1985 - 2012	Valparaiso	3	2	1	0	.667	1927 - 1929
Iowa State	4	1	3	0	.250	1993 - 2010	Vanderbilt	3	0	3	0	.000	1994 - 1999
Kansas	3	2	1	0	.667	1983 - 2012	Wake Forest	2	1	1	0	.500	2001 - 2002
Kansas State	6	2	4	0	.333	1989 - 1998	Washburn	2	2	0	0	1.000	1948 - 1949
Kent State	24	17	7	0	.708	1949 - 2012	West Texas State	7	4	3	0	.571	1967 - 1984
Lamar	1	0	1	0	.000	1987 - 1987	West Virginia	1	0	1	0	.000	1986 - 1986
LaSalle-Peru J. C.	1	1	0	0	1.000	1929 - 1929	Western Illinois	39	21	17	1	.551	1903 - 2009
Lewis	3	1	2	0	.333	1916 - 1953	Western Kentucky	1	0	1	0	.000	1969 - 1969
Liberty	1	1	0	0	1.000	1992 - 1992	Western Michigan	38	15	23	0	.395	1950 - 2012
Lombard	1	0	1	0	.000	1923 - 1923	Wheaton College	41	28	10	3	.720	1912 - 1961
Long Beach State	9	4	5	0	.444	1971 - 1981	Wichita State	2	1	1	0	.500	1976 - 1980
Louisiana-Lafayette	9	3	6	0	.333	1988 - 1996	Wilson J. C.	1	1	0	0	1.000	1943 - 1943
Louisiana Tech	7	1	6	0	.143	1989 - 2008	Winona State	2	2	0	0	1.000	1962 - 1963
Louisville	3	0	3	0	.000	1977 - 1996	Wisconsin	13	1	12	0	.077	1971 - 2011
Mankato State	1	1	0	0	1.000	1938 - 1938	Wisconsin-La Crosse	2	2	0	0	1.000	1960 - 1962
Marshall	7	4	3	0	.571	1969 - 2001	Wisconsin-Milwaukee	10	4	4	2	.500	1921 - 1966
Maryland	3	1	2	0	.333	1996 - 2004	Wisconsin-Oshkosh	2	2	0	0	1.000	1940 - 1941
Massachusetts	1	1	0	0	1.000	2012-2012	Wisconsin-Platteville	9	6	2	1	.722	1903 - 1933
McNeese State	1	0	1	0	.000	1974 - 1974	Wisconsin-Stevens Point	5	4	0	1	.900	1936 - 1948
Miami (FL)	1	0	1	0	.000	1986 - 1986	Wisconsin-Whitewater	19	12	6	1	.658	1901 - 1965
Miami (OH)	15	7	8	0	.467	1970 - 2010	Xavier (OH)	5	3	2	0	.600	1968 - 1973
Michigan	1	0	1	0	.000	2005 - 2005							
Middle Tennessee St.	2	1	1	0	.500	1988 - 1992	COL. TOTALS	972	497	441	34	.529	1901 - 2012
Millikin	5	2	3	0	.400	1921 - 1947	NON-COL. TOTALS	79	38	24	17	.589	1899 - 1949
							OVERALL TOTALS	1,051	535	465	51	.533	1899 - 2012



NORTHERN ILLINOIS FOOTBALL HISTORY

SERIES SCORES VS. MAC & 2013 OPPONENTS

IOWA (0-8)

at Iowa City: Iowa leads 6-0
at Neutral Site: Iowa leads 2-0

1985	IOWA	48-20	A
1986	IOWA	57-3	A
1991	IOWA	58-7	A
1993	IOWA	54-20	A
1999	IOWA	24-0	A
2006	IOWA	24-14	A
2007	IOWA	16-3	N^
2012	IOWA	18-17	N^

*Soldier Field - Chicago, Ill.

IDAHO (3-3)

in DeKalb: NIU leads 2-1
in Moscow: Idaho leads 1-2

1969	NIU	47-30	H
1972	IDAHO	31-13	A
1974	NIU	27-21	H
1975	IDAHO	25-24	A
2007	NIU	42-35	A
2009	IDAHO	34-31	H

EASTERN ILLINOIS (25-10-1)

at Charleston: Series tied 1-1
in DeKalb:

1983	NIU	37-34	A
2011	KU	45-42	A
1902	NIU	10-0	H
1903	EIU	0-29	A
1933	NIU#	12-6	H
1934	NIU#	18-12	A
1935	NIU#	49-0	H
1937	NIU#	24-6	A
1938	NIU#	7-0	H
1939	NIU#	22-6	A
1940	EIU#	0-12	H
1941	NIU#	19-0	A
1942	NIU#	1-0%	H
1944	NIU#	25-6	H
1945	EIU#	14-19	A
1946	NIU#	26-0	H
1947	NIU#	25-6	H
1948	EIU#	6-15	A
1949	NIU#	40-14	H
1950	EIU#	13-34	A
1951	NIU#	21-7	A
1952	EIU#	0-7	H
1953	NIU#	19-6	A
1954	EIU#	9-28	H
1955	EIU#	0-14	A
1956	EIU#	6-13	H
1957	NIU#	27-20	A
1958	NIU#	24-12	H
1959	NIU#	38-6	A
1960	NIU#	28-20	H
1961	TIE#	20-20	A
1962	NIU#	21-0	H
1963	NIU#	43-0	A
1964	NIU#	35-14	H
1965	NIU#	20-11	A
1990	NIU	28-17	H
1994	NIU	49-17	H
1998	EIU	10-24	H

PURDUE (1-0)

at West Lafayette: NIU leads 1-0

2009	NIU	28-20	A
------	-----	-------	---

AKRON (8-5)

at Akron: NIU leads 4-2
in DeKalb: NIU leads 4-2
at Neutral Site: Akron leads 1-0

1966	NIU	31-18	H
1987	AKRON	27-21	H
1988	NIU	7-6	H
1990	NIU	31-28	A
1991	AKRON	17-7	A
1996	AKRON	34-17	H
2000 #	NIU	52-35	A
2004 #	NIU	49-19	H
2005 #	AKRON	48-42 OT	A
2005 *	AKRON	31-30	N
2009 #	NIU	27-10	H
2010 #	NIU	50-14	A
2012#	NIU	37-7	A

BALL STATE (18-20-2)

at Muncie: NIU leads 10-9
in DeKalb: BSU leads 11-8-2

1941	TIE	6-6	H
1942	BSU	14-0	A
1966	NIU	38-24	A
1967	NIU	28-14	H
1968	NIU	40-20	A
1969	NIU	17-13	H
1970	NIU	31-14	A
1971	TIE	10-10	H
1973	NIU	45-17	H
1974	BSU	31-21	A
1975 #	BSU	3-0	H
1976 #	BSU	33-7	H
1977 #	BSU	31-6	A
1978 #	BSU	31-13	H
1979 #	BSU	42-0	A
1980 #	BSU	18-17	H
1981 #	BSU	23-0	A
1982 #	BSU	14-7	H
1983 #	NIU	27-14	A
1984 #	BSU	15-14	H
1985 #	BSU	29-0	A
1986	BSU	20-10	H
1987	BSU	42-17	A
1988	BSU	18-17	H
1997 #	BSU	21-14	H
1998 #	BSU	18-13	A
1999 #	NIU	37-17	H
2000 #	NIU	43-14	A
2001 #	NIU	33-29	H
2002 #	NIU	41-29	A
2003 #	NIU	48-23	H
2004 #	NIU	38-31 OT	A
2005 #	BSU	31-17	H
2006 #	NIU	40-28	A
2007 #	BSU	27-21	H
2008 #	BSU	45-14	A
2009#	NIU	26-20	H
2010#	NIU	59-21	A
2011#	NIU	41-38	H
2012#	NIU	35-23	A

BOWLING GREEN (7-10)

at Bowling Green: BGSU leads 7-2
in DeKalb: NIU leads 5-3

1967	BGSU	17-1	A
1968	NIU	7-6	H
1969	BGSU	38-23	A
1973	BGSU	21-20	A
1981#	BGSU	17-10	H
1982#	BGSU	20-18	A
1983#	NIU	24-23	H
1984#	BGSU	28-6	A
1985#	BGSU	34-14	H
1986	NIU	16-8	A
1997#	BGSU	35-10	A
1998#	BGSU	34-23	H
2002#	NIU	26-17	H
2003#	BGSU	34-18	A
2004#	NIU	34-17	H
2008#	NIU	16-13	H
2011#	NIU	45-14	A

BUFFALO (8-1)

at Buffalo: NIU leads 3-0
in DeKalb: NIU leads 5-1

1968	UB	20-7	H
1970	NIU	43-26	H
1999	NIU	45-21	A
2000	NIU	73-10	H
2003	NIU	40-9	A
2006 #	NIU	31-13	H
2010 #	NIU	45-14	H
2011#	NIU	31-30	A
2012#	NIU	45-3	H

CENTRAL MICHIGAN (22-25-1)

at Mt. Pleasant: CMU leads 16-8
in DeKalb: NIU leads 14-9-1

1939	CMU	6-0	A
1940	NIU	9-6	H
1946	CMU	58-7	A
1947	TIE	6-6	H
1950	CMU	26-14	H
1951	NIU	26-13	A
1952	CMU	56-7	H
1953	CMU	46-0	A
1954	CMU	46-7	H
1955	CMU	61-0	A
1956	CMU	41-0	H
1957	CMU	52-13	A
1958	CMU	33-23	H
1959	CMU	29-7	A
1960	NIU	36-15	H
1961	NIU	11-0	A
1962	CMU	35-27	H
1963	NIU	27-22	A
1964	NIU	19-14	H
1965	NIU	19-14	A
1966	NIU	20-13	H
1975 #	CMU	69-7	A
1976 #	CMU	31-9	H
1977 #	CMU	25-21	H
1978 #	CMU	34-7	A
1979 #	CMU	31-11	A
1980 #	NIU	21-0	H
1981 #	CMU	17-10	A
1982 #	NIU	19-13	H
1983 #	CMU	30-14	A
1984 #	NIU	8-7	H
1985 #	CMU	30-21	A

1997 #	CMU	44-10	A
1998 #	NIU	16-6	H
1999 #	NIU	31-27	A
2000 #	NIU	40-6	H
2001 #	NIU	33-24	A
2002 #	NIU	49-0	H
2003 #	NIU	40-24	A
2004 #	NIU	42-10	H
2005 #	NIU	31-28	A
2006 #	NIU	31-10	H
2007 #	CMU	35-10	A
2008 #	CMU	33-30 OT	H
2009#	CMU	45-31	A
2010#	NIU	33-7	H
2011#	CMU	48-41	A
2012#	NIU	55-24	H

EASTERN MICHIGAN (27-14-2)

at Ypsilanti: NIU leads 13-7-1
in DeKalb: NIU leads 14-7-1

1927	EMU	25-6	A
1928	EMU	43-0	H
1947	NIU	21-6	H
1948	NIU	10-7	A
1949	NIU	39-14	H
1950	NIU	35-13	A
1951	NIU	35-21	H
1952	EMU	19-7	A
1953	EMU	20-14	H
1954	EMU	34-0	A
1955	EMU	13-6	H
1956	EMU	25-7	A
1957	EMU	54-20	H
1958	EMU	15-7	A
1959	NIU	34-0	H
1960	NIU	19-0	A
1961	NIU	35-10	H
1977 #	EMU	25-2	H
1979 #	TIE	0-0	A
1980 #	NIU	38-6	H
1981 #	NIU	30-7	A
1982 #	NIU	10-0	H
1983 #	NIU	34-15	A
1984 #	TIE	10-10	H
1985 #	NIU	3-0	A
1986	NIU	21-14	H
1987	EMU	32-31	A
1997 #	EMU	38-10	H
1998 #	NIU	26-14	A
1999 #	NIU	30-23	H
2000 #	EMU	39-32	A
2001 #	NIU	40-17	H
2002 #	NIU	49-21	A
2003 #	NIU	38-24	H
2004 #	NIU	34-16	A
2005 #	NIU	24-8	H
2006 #	NIU	27-0	A
2007 #	EMU	21-19	H
2008 #	NIU	37-0	A
2009#	NIU	50-6	H
2010#	NIU	71-3	A
2011#	NIU	18-12	H
2012#	NIU	49-7	A

KENT STATE (17-7)

at Kent: NIU leads 6-5
in DeKalb: NIU leads 10-2
at Neutral Site: NIU leads 1-0

1949	KSU	21-19	H
1950	KSU	56-7	A



NORTHERN ILLINOIS FOOTBALL HISTORY

SERIES SCORES VS. MAC & 2013 OPPONENTS

1966	KSU	26-7	H
1967	KSU	35-0	A
1971	NIU	26-7	A
1972	NIU	28-7	H
1975#	NIU	38-15	H
1976#	KSU	42-0	A
1977#	NIU	21-18	A
1978#	NIU	27-21	H
1979#	NIU	25-0	H
1980#	NIU	35-14	A
1981#	KSU	31-10	A
1982#	NIU	23-15	H
1983#	NIU	38-7	A
1984#	NIU	24-10	H
1999#	NIU	50-7	H
2001#	KSU	44-34	A
2002#	NIU	13-6	H
2005#	NIU	34-3	A
2007#	NIU	27-20	H
2008#	NIU	42-14	A
2011#	NIU	40-10	H
2012*	NIU	44-37 (2OT)	N

MIAMI (OHIO) (7-8)

at Oxford: Series ties 4-4
in DeKalb: Series tied 3-3
at Neutral Site: Miami leads 1-0

1970	MU	48-0	A
1981 #	MU	30-3	A
1982 #	NIU	12-7	H
1983 #	NIU	17-0	A
1984 #	MU	20-7	H
1985 #	MU	32-15	A
1986	MU	20-6	H
1997 #	MU	42-0	A
1998 #	MU	41-10	H
2002 #	NIU	48-41	A
2005 #	NIU	38-27	H
2006 #	NIU	28-25	A
2008 #	NIU	17-13	H
2009 #	NIU	27-22	A
2010*	MU	26-21	N

OHIO (10-9)

at Athens: Ohio leads 7-3
in DeKalb: NIU leads 6-2
at Neutral Site: NIU leads 1-0

1968	OHIO	28-12	A
1974	OHIO	31-14	A
1976 #	OHIO	63-15	A
1977 #	NIU	20-6	H
1978 #	NIU	23-14	A
1979 #	NIU	28-27	H
1980 #	NIU	22-21	A
1981 #	NIU	38-14	H
1982 #	NIU	36-0	A
1983 #	NIU	41-17	H
1984 #	OHIO	10-3	A
1985 #	NIU	35-7	H
1986	OHIO	34-26	A
1997 #	OHIO	35-30	H
1998 #	OHIO	28-12	A
2003 #	NIU	30-23 OT	H
2006 #	OHIO	31-13	H
2010 #	OHIO	38-31	A
2011 *	NIU	23-20 OT	N

TOLEDO (11-29)

at Toledo: UT leads 18-3
in DeKalb: UT leads 11-7

1967	UT	35-0	A
1969	UT	35-21	H
1970	UT	45-7	A
1971	UT	23-8	H
1972	NIU	30-7	A
1974	UT	44-14	A
1975 #	UT	24-22	H
1976 #	UT	17-2	A
1977 #	UT	27-9	H
1978 #	UT	35-16	A
1979 #	NIU	28-10	H
1980 #	UT	13-6	A
1981 #	UT	31-0	H
1982 #	UT	9-3	A
1983 #	NIU	26-10	H
1984 #	UT	13-7	A
1985 #	NIU	16-3	H
1986	UT	29-28	A
1987	NIU	41-5	H
1988	UT	33-20	A
1989	NIU	39-27	H
1990	UT	23-14	A
1991	UT	42-21	A
1992	UT	25-8	H
1997 #	UT	41-14	A
1998 #	UT	16-3	H
1999 #	UT	44-14	A
2000 #	UT	38-24	H
2001 #	UT	41-20	A
2002 #	UT	33-30	H
2003 #	UT	49-30	A
2004 #	UT	31-17	H
2005 #	NIU	35-17	A
2006 #	UT	17-13	H
2007 #	UT	70-21	A
2008 #	NIU	38-7	H
2009 #	UT	20-19	A
2010 #	NIU	65-30	H
2011 #	NIU	63-60	A
2012#	NIU	31-24	H

UMASS (1-0)

in DeKalb: NIU leads 1-0

2012#	NIU	63-0	H
-------	-----	------	---

WESTERN MICHIGAN (15-23)

at Kalamazoo: WMU leads 12-7
in DeKalb: WMU leads 11-8

1950	WMU	40-13	A
1969	WMU	31-22	H
1970	WMU	38-18	A
1971	WMU	27-17	A
1972	WMU	14-10	H
1973	WMU	28-14	A
1974	WMU	30-13	H
1975 #	NIU	20-0	A
1976 #	WMU	37-6	H
1977 #	WMU	49-21	A
1978 #	WMU	44-30	H
1979 #	WMU	45-17	A
1980 #	WMU	35-6	H
1981 #	WMU	23-12	H
1982 #	WMU	27-3	A
1983 #	NIU	27-3	H
1984 #	NIU	20-15	A

NIU in Overtime Games

Record: 5-2 (.667)

Date	Opponent (Score)	Site
8-29-02	NIU 42, Wake Forest 41	DeKalb
8-28-03	NIU 20, Maryland 13	DeKalb
10-4-03	NIU 30, Ohio 23	DeKalb
10-30-04	NIU 38, Ball State 31	DeKalb
9-24-05	Akron 48, NIU 42	Akron, Ohio
11-12-08	Central Michigan 33, NIU 30	DeKalb
11-30-12	NIU 44, Kent State 37 (2OT)	Detroit, Mich.#

#MAC Championship Game

NIU vs. the AP Top 25: 1968-2012

Record vs. AP Ranked Teams: 5-28

Opponent (Score)	Date (Site)
No. 13 Florida State 31, No. 16 Northern Illinois 10	1-1-13 (N)
No. 19 Northern Illinois 44, No. 18 Kent State 37 (2OT)	11-30-12 (N)
No. 7 Wisconsin 49, Northern Illinois 7	9-17-11 (N)
No. 17 Ball State 45, Northern Illinois 14	11-5-08 (A)
No. 25 TCU 37, Northern Illinois 7	12-19-06 (N)
No. 1 Ohio State 35, Northern Illinois 12	9-2-06 (A)
No. 4 Michigan 33, Northern Illinois 17	9-3-05 (A)
No. 22 Maryland 23, Northern Illinois 20	9-4-04 (A)
No. 23 Bowling Green St. 34, Northern Illinois 18	10-25-03 (A)
Northern Illinois 19, No. 21 Alabama 16	9-20-03 (A)
Northern Illinois 20, No. 15 Maryland 13 (OT)	8-28-03 (H)
Northern Illinois 26, No. 20 Bowling Green St. 17	11-9-02 (H)
No. 22 Wisconsin 24, Northern Illinois 21	9-14-02 (A)
No. 25 Toledo 41, Northern Illinois 20	9-29-01 (A)
No. 20 Auburn 31, Northern Illinois 14	9-23-00 (A)
No. 13 Marshall 41, Northern Illinois 9	10-30-99 (A)
No. 5 Kansas State 73, Northern Illinois 7	9-12-98 (A)
No. 21 Kansas State 47, Northern Illinois 7	9-6-97 (H)
No. 6 Penn State 49, Northern Illinois 0	9-14-96 (A)
No. 3 Florida 58, Northern Illinois 20	11-4-95 (A)
No. 16 Kansas State 44, Northern Illinois 0	9-30-95 (A)
No. 6 Florida 41, Northern Illinois 10	10-19-91 (A)
No. 9 Iowa 58, Northern Illinois 7	9-28-91 (A)
Northern Illinois 73, No. 24 Fresno State 18	10-6-90 (H)
No. 7 Nebraska 60, Northern Illinois 14	9-8-90 (A)
No. 4 Nebraska 48, Northern Illinois 17	9-9-89 (A)
No. 1 Miami (FL) 34, Northern Illinois 0	10-4-86 (A)
No. 21 Iowa 57, Northern Illinois 3	9-20-86 (A)
No. 4 Iowa 48, Northern Illinois 20	9-21-85 (A)
No. 16 Wisconsin 14, Northern Illinois 3	9-17-77 (A)
No. 14 Toledo 23, Northern Illinois 8	11-6-71 (H)
No. 14 Toledo 45, Northern Illinois 7	11-7-70 (A)
No. 16 Ohio 28, Northern Illinois 12	11-23-68 (A)

Bold indicates victory

1985 #	NIU	17-0	H	2007 #	WMU	17-13	H
1987	NIU	34-14	A	2008 #	WMU	29-26	A
1988	NIU	15-7	H	2009 #	NIU	38-3	H
1991	WMU	22-10	H	2010 #	NIU	28-21	A
1992	WMU	13-7	A	2011 #	NIU	51-22	H
1997 #	WMU	21-13	H	2012#	NIU	48-34	A
1998 #	WMU	37-23	A				
1999 #	WMU	24-21	H				
2000 #	WMU	52-22	A				
2001 #	NIU	20-12	H				
2002 #	NIU	24-20	A				
2003 #	NIU	37-10	H				
2004 #	NIU	59-38	A				
2005 #	NIU	42-7	H				
2006 #	WMU	16-14	A				

denotes MAC game

* denotes MAC Championship Game at Ford Field in Detroit, Mich.

