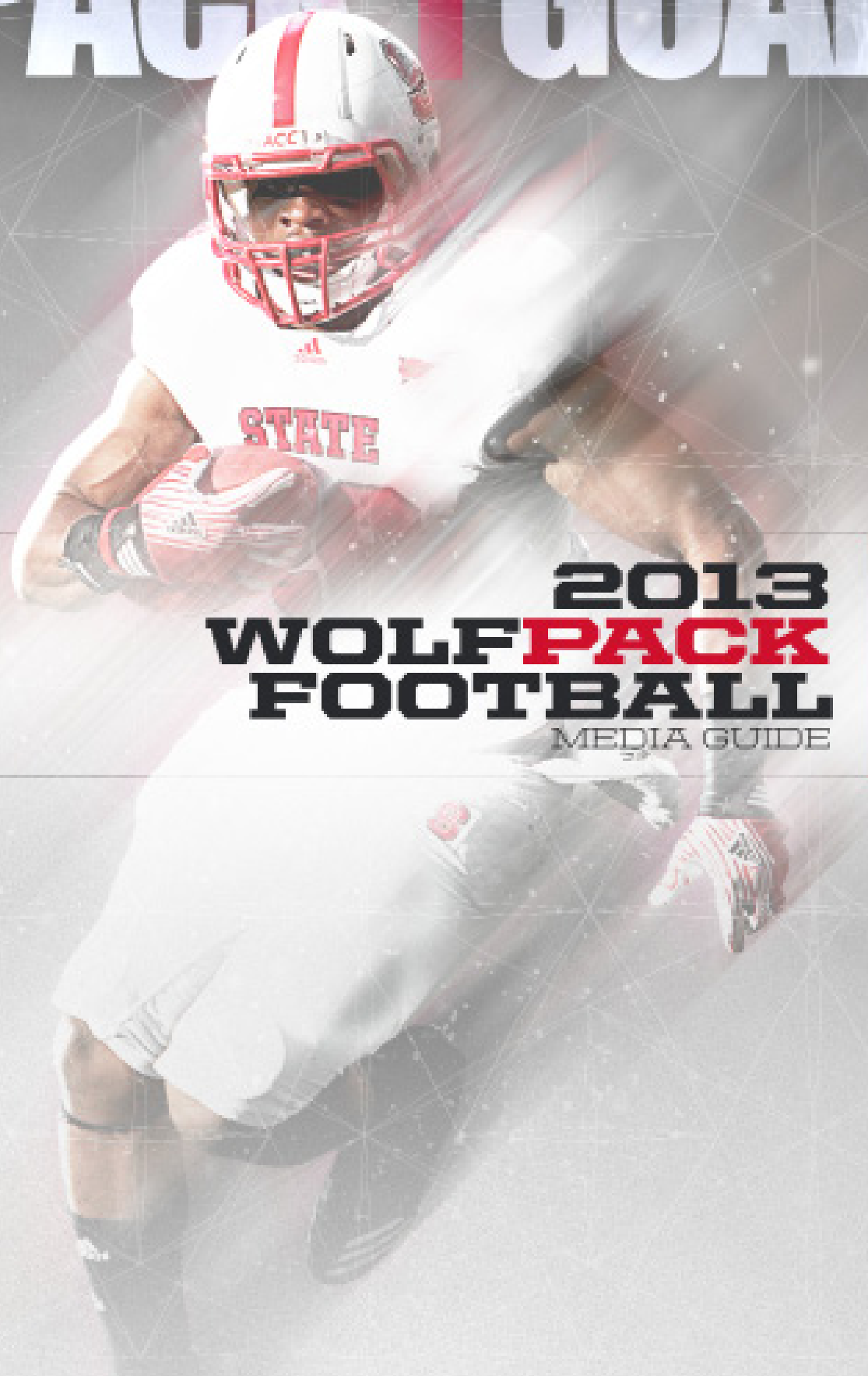


# 1 PACK 1 GOAL



## 2013 WOLF**PACK** FOOTBALL

MEDIA GUIDE



# THIS IS OUR STATE



## 2013 SCHEDULE

DATE	OPPONENT / EVENT	LOCATION	TIME
08/31/13	VS. LOUISIANA TECH	RALEIGH, NC	12:30 P.M. ET
09/07/13	VS. RICHMOND Military Appreciation Day	RALEIGH, NC	6:00 P.M. ET
09/19/13	VS. CLEMSON	RALEIGH, NC	7:30 P.M. ET
09/28/13	VS. CENTRAL MICHIGAN Parents and Families Day	RALEIGH, NC	TBA
10/05/13	AT WAKE FOREST	WINSTON-SALEM, NC	TBA
10/12/13	VS. SYRACUSE	RALEIGH, NC	TBA
10/26/13	AT FLORIDA STATE	TALLAHASSEE, FL	TBA
11/02/13	VS. NORTH CAROLINA Homecoming	RALEIGH, NC	TBA
11/09/13	AT DUKE	DURHAM, NC	TBA
11/16/13	AT BOSTON COLLEGE	CHESTNUT HILL, MA	TBA
11/23/13	VS. EAST CAROLINA	RALEIGH, NC	TBA
11/30/13	VS. MARYLAND	RALEIGH, NC	TBA

## TABLE OF CONTENTS

### 2013 TEAM

DEPTH CHART .....	8
NEWCOMER BIOS .....	28
NOTING THE PACK .....	3
QUICK FACTS .....	2
ROSTER, ALPHABETICAL .....	6
ROSTER, NUMERICAL .....	6
VETERAN PLAYER BIOS .....	9

### COACHING STAFF

ASSISTANT COACHES .....	35
HEAD COACH DAVE DOEREN .....	32
SUPPORT STAFF .....	45

### 2012 IN REVIEW

DEFENSIVE STATS, SEASON .....	50
GAME REVIEWS .....	54
PARTICIPATION .....	52
RETURNING STARTS BY POSITION .....	4
STARTERS, GAME-BY-GAME .....	50
SUPERLATIVES .....	53
TEAM STATS, GAME-BY-GAME .....	51
TEAM STATS, SEASON .....	48

### THE RECORD BOOK

ACC STATISTICAL CHAMPIONS .....	90
BY CLASS .....	77
BOWL RECORDS .....	92
CARTER-FINLEY STADIUM RECORDS .....	88
DEFENSIVE RECORDS .....	74
INDIVIDUAL RECORDS .....	58
LONGEST PLAYS .....	89
PASSING RECORDS .....	65
PUNTING RECORDS .....	71
RECEIVING RECORDS .....	68
RETURNS RECORDS .....	76
RUSHING RECORDS .....	62
SCORING RECORDS .....	72
SINGLE SEASON TEAM BESTS .....	83
SINGLE GAME TEAM BESTS .....	85
SINGLE GAME OPPONENT BESTS .....	87
TEAM HIGHS/LOWS .....	60
TOTAL OFFENSE/ALL PURPOSE RECORDS .....	70

### WOLFPACK FOOTBALL HISTORY

ACADEMIC HONORS .....	102
ACC HONORS .....	100
AGAINST ALL COMPETITION .....	110
ALL-AMERICANS .....	96

ALL-TIME ASSISTANT COACHES .....	105
AP POLL .....	86
COACHING RECORDS .....	119
LETTERWINNERS .....	106
NATIONAL HONORS .....	104
NFL HISTORY .....	134
RESULTS .....	124
RETIRED JERSEYS .....	94
SERIES RECORDS .....	131
YEARLY LEADERS .....	111
YEAR-BY-YEAR RECORDS .....	117
YEAR-BY-YEAR TEAM STATS, NC STATE .....	110
YEAR-BY-YEAR TEAM STATS, OPPONENT .....	121

### NC STATE

CHANCELLOR BIO .....	138
DIRECTOR OF ATHLETICS BIO .....	139
CARTER-FINLEY STADIUM .....	140
MEDIA INFORMATION .....	144
MURPHY CENTER .....	142
POINTS OF PRIDE .....	146

### CREDITS

#### Editor:

Annabelle Myers  
Assistant Athletics Director for  
Communications

#### Editorial Assistance:

Adam Kellogg, Adam Miller, Justin  
Wilson

#### Assistant Editor:

Brian Reinhardt  
Director of Athletics Digital  
Communications

#### Graphic Design and Cover Design:

Dexter Adams of D.A.P. Design, LLC

#### Photo Credits:

Chris Coleman, Karl DeBlaker, Larry  
French, Gene Galin, Jed Gammon,  
Danny Karnik, Greg Mintel, Jack Tarr,  
Peyton Williams, Roger Winstead.

### FOLLOW THE PACK

Online [GoPack.com](http://GoPack.com)



Twitter [@PackFootball](https://twitter.com/PackFootball)  
[@StateCoachD](https://twitter.com/StateCoachD)



Facebook [facebook.com/ncstateathletics](https://facebook.com/ncstateathletics)  
[facebook.com/ncstate.packfootball](https://facebook.com/ncstate.packfootball)



YouTube [youtube.com/ncstateathletics](https://youtube.com/ncstateathletics)  
[youtube.com/ncstatepackfootball](https://youtube.com/ncstatepackfootball)



## WOLFPACK FOOTBALL STAFF

Head Coach	Dave Doeren (Drake '93)
Career Record	23-4 (2 years)

## Assistant Coaches (Alma Mater)

## Offensive

Matt Canada (Indiana '93)	Offensive Coordinator/Quarterbacks
Eddie Faulkner (Wisconsin '00)	TE/Fullbacks/Special Teams Coord.
Frisman Jackson (W. Illinois '04)	Wide Receivers
Des Kitchings (Furman '00)	Running Backs
Mike Uremovich (Purdue '00)	Offensive Line
Max Dedmond	Offensive Graduate Assistant
T.J. Ingels	Offensive Graduate Assistant

## Defensive

Dave Huxtable (E. Illinois '79)	Defensive Coordinator/Linebackers
Richard McNutt (Ohio State '04)	Cornerbacks
Ryan Nielsen (USC '02)	Defensive Line/Recruiting Coordinator
Clayton White (NC State '01)	Safeties/Co-Special Teams Coordinator
John Laidet	Defensive Graduate Assistant
Kevin Sabock	Defensive Graduate Assistant

## Strength &amp; Conditioning

Jason Veltkamp (Carroll Coll. '94)	Director of Strength & Conditioning
Dantonio Burnette	Asst. Strength & Conditioning Coach
Sterling Lucas	S&C Graduate Assistant
Tim Rabas	Asst. Strength & Conditioning Coach
Brad Stewart	Asst. Strength & Conditioning Coach

## Support Staff

Terry Calloway	Head Football Equipment Manager
Phil Hedrick	Head Football Athletic Trainer
DD Hoggard	Director of Student-Athlete Welfare
Wayne Hubert	Assistant Football Equipment Manager
Drew Hughes	Director of Player Personnel
Tyler MacDonnell	Assistant Athletic Trainer
Joe McKillip	Asst. Director of Football Operations
Bill Naves	Director of Football Operations
Pete Roley	Director of Recruiting Marketing/Social Media
Jimmy Stewart	Assistant Football Equipment Manager
Jimmie Sutton	Recruiting Assistant
Henry Trevathan, Jr.	Director of High School Relations

## TEAM INFORMATION

2012 Overall record	7-6
Conference record/finish	4-4 (3rd in Atlantic Div)
Postseason Bowl	Music City (NCSU 24, Vanderbilt 38)

	Off	Def	ST	Tot
Letterwinners Returning	19	20	3	42
Letterwinners Lost	12	10	0	22
Starters Returning	5	5	2	12
Starters Lost	6	6	0	12

## Returning Starters

Offense (5)	Defense (5)	Special Teams (2)
Tyson Chandler, OT	Darryl Cato-Bishop, DE	Wil Baumann, P
Rob Crisp, OT	T.Y. McGill, DT	Niklas Sade, PK
Tony Creecy, RB	Thomas Teal, DT	
Logan Winkles, FB	Brandon Pittman, LB	
Quintin Payton, WR	Dontae Johnson, CB	

## Starters Lost

Offense (6)	Defense (6)
R.J. Mattes, OG	Brian Slay, DE
Andrew Wallace, OG	Sterling Lucas, LB
Camden Wentz, C	Rickey Dowdy, LB
Mario Carter, TE	David Amerson, CB
Mike Glennon, QB	Brandon Bishop, S
Tobias Palmer, WR	Earl Wolff, S

**Note:** Linebacker D.J. Green was a starter in 2011 and will return in 2013

## GENERAL INFORMATION

## NC State University

Location	Raleigh, NC 27695
Founded	1887
Enrollment	34,767
Nickname	Wolfpack
Colors	Red (PMS-186) and White
Conference	Atlantic Coast Conference
President	Dr. Randy Woodson
Athletics Director	Deborah A. Yow

## Carter-Finley Stadium

Field	Wayne Day Family Field
Surface	Natural Grass
Capacity	57,583
Press Box	Vaughn Towers

## NC State Football History

First year of football	1892
All-time record	558-542-55
Bowl Appearances	27 (14-12-1)

## FOLLOW THE PACK

**Online** [GoPack.com](http://GoPack.com)



**Twitter** [@PackFootball](https://twitter.com/PackFootball)  
[@StateCoachD](https://twitter.com/StateCoachD)



**Facebook** [facebook.com/ncstateathletics](https://facebook.com/ncstateathletics)  
[facebook.com/ncstate.packfootball](https://facebook.com/ncstate.packfootball)



**YouTube** [youtube.com/ncstateathletics](https://youtube.com/ncstateathletics)  
[youtube.com/ncstatepackfootball](https://youtube.com/ncstatepackfootball)





## NOTING THE PACK

## GETTING IT DOEREN



At 41, Wolfpack head coach Dave Doeren is the youngest head coach in the Atlantic Coast Conference. But in the past two seasons, he's posted numbers that no other league coach can match.

In fact, with his 23-4 record as a head coach, he trails only Alabama's Nick Saban in victories since the beginning of the 2011 season among active coaches. The 2012 Eddie Robinson Coach of the Year Award finalist, who has never lost a home game as a head coach, is tied with four other coaches with that victory tally.

## Wins Among Active BCS Coaches since 2011

Rank	Name, Present School	Rec. since 2011
1.	Nick Saban, Alabama	25-2
2.	Dave Doeren, NC State	23-4
	Chris Petersen, Boise State	23-3
	Kevin Sumlin, Texas A&M	23-3
	David Shaw, Stanford	23-4
	Les Miles, LSU	23-4

## QB OR NOT QB



There will competition at many positions when State opens its first fall camp with Dave Doeren at the helm of the program. One of the most visible will be at the quarterback spot. Two scholarship players competed for the spot during spring

drills, but two more will be in the mix when fall camp opens in August.

That position has been in pretty good hands for the Wolfpack over the past five seasons, as Russell Wilson (now with the Seattle Seahawks) held the job down from 2008-10 and Mike Glennon, who who was drafted by the Tampa Bay Bucs in April, was the starter in 2011 and 2012.

Sophomore Manny Stocker and redshirt junior Pete Thomas, who sat out last season after transferring from Colorado State, have very different reputations. Stocker is known as a read quarterback and Thomas is more of a traditional pocket passer. Thomas finished spring practice ahead in the QB race.

Stocker saw action in five games as Glennon's backup last season, attempting just two passes and rushing the ball six times. He showed flashes of his running ability in the Pack's win over Wake Forest, carrying the ball three times for 32 yards.

Thomas certainly has more experience, as he started two seasons for the Rams. Known for his strong arm, he threw for 4,269 yards and 18 touchdowns, while completing 63.5 percent of his passes.

In fall camp, those two should compete with two newcomers - one true freshman and one graduate student. Signee Bryant Shirreffs accounted for 7,677 yards of offense and 90 touchdowns in his three years as a starter in high school. Brandon Mitchell, who earned his degree from Arkansas, will spend his last year of eligibility at State. The Amite, La., native played in 21 games for the Razorbacks.

Junior Jacoby Brissett practiced with the team this spring but will not be eligible to compete this fall after transferring from Florida in January.

## NO ROAMING CHARGES

The Wolfpack won't have to wander very far from its home den during the 2013 football season, as NC State will play eight games in Carter-Finley Stadium and two others in the state of North Carolina. The Pack won't have to play a game outside of its home state until Oct. 26, when the squad heads to Florida State.


The only other game played outside North Carolina will be the Boston College contest on Nov. 16.

## RUNNING IS BACK



Although half of last year's starters are no longer on the Wolfpack squad, the Pack does return 86 percent of its rushing total from a year ago. Leading rusher Shadrach Thornton, whose 694 yards led the team last year and ranked fourth in the ACC, is back for his sophomore campaign. Tony Creecy, who ranked second on the squad with 476 rushing yards, also returns.

If the stats of the teams that the Pack's offensive coaches led last season are any indication, NC State needs all the returning rushing yards it can get. Dave Doeren's Northern Illinois squad rushed for 3,335 yards in 2012, while offensive coordinator Matt Canada ran the Wisconsin offense that tallied 3,309 yards a year ago. Every member of the current Wolfpack offensive staff hailed from one of those two programs with the exception of Des Kitchings - who coached for the Pack in 2012.

## LINEBACKERS RETURN



CLAYTON WHITE

DANTONIO  
BURNETTE

STERLING LUCAS

Three former Wolfpack linebackers are playing a role on Dave Doeren's inaugural NC State staff. Clayton White, a three-year starter for the Pack from 1998-2000, now serves as the safeties coach and co-special teams coordinator for his alma mater. White, who went on to play in the NFL for three seasons, has also coached on the staffs at Western Carolina, Western Michigan, Stanford, Western Kentucky and Connecticut.

Dantonio "Thunder Dan" Burnette, has returned to State as an assistant strength

and conditioning coach after spending a season on the staff at Pitt. Burnette, a 2002 All-ACC performer, is tied for second in career tackles in the Wolfpack record book with 476 and holds the school record with seven recovered fumbles.

Also working in the weight room is Sterling Lucas, who served as a team captain last season and is now a graduate assistant on Jason Veltkamp's strength and conditioning staff. Lucas suffered what many believed would be a career-ending injury in 2011, but defied the odds to come back and start every game last season.

## Wolfpack Staff by the Numbers:

85	All-Conference Players Coached
78	NFL Players Coached
41	Bowl Appearances
27	Years of coordinator experience by 7 coaches at 16 schools
23	Conference Championships
12	Bowl Games Played as Players
9	BCS Bowl Appearances
5	Coaches with Master's Degrees


## RETURNING STARTS BY POSITION

## OFFENSE

LT	LG	C	RG	RT	TE	QB	HB	FB	WR	PK
Crisp, 9 Chandler, 3	Christophe 15	NA	Fordham, 1 Christophe, 3	Crisp, 2 Chandler, 9	Watson, 5	NA	Creedy, 7 Thornton, 4	Winkles, 5	Payton, 13 Underwood, 4 Hegedus, 1	Sade, 26

## DEFENSE

DE	DT	SLB	MLB	WLB	BC	SS	FS	FC	P
Norman, 13 C-Bishop, 21	McGill, 11 Teal, 13 C-Bishop, 1 Gray, 1	Green, 7 Pittman, 2 Noel, 5	NA	NA	Johnson, 12 R. Smith, 6 Byrd, 3	NA	Johnson, 3	Burris, 5	Baumann, 25





# MEET THE PACK

CONFIDENCE · PRIDE · STRENGTH · COURAGE · PASSION · SPIRIT · **1 PACK 1 GOAL**



ALPHABETICAL								NUMERICAL		
No.	Name	Pos.	Ht.	Wt.	Cl.	Exp	Hometown (Last School)	No.	Name	Pos.
3	Jonathan Alston	WR	6-3	200	Fr.	HS	Bunn, N.C. (Bunn)	1	Marquez Valdes	WR
30	Uche Awuruonye	RB	5-8	195	So	HS	Charlotte, N.C. (Vance)	2	Rashard Smith	WR
54	Bryan Ball	LB	6-2	231	*So.	SQ	Raleigh, N.C. (Leesville Road)	3	Jonathan Alston	WR
87	Marcellus Ballard	WR	5-11	169	*So.	SQ	Wilson, N.C. (Hunt)	3	Marchez Coates	CB
71	Alex Barr	OT	6-7	326	*So.	SQ	Fayetteville, Ga. (Starr's Mill)	4	Pete Thomas	QB
36	Wil Baumann	P	6-6	190	Jr.	2VL	Wilmington, N.C. (Hoggard)	5	Rodman Noel	LB
38	Taylor Beamon	RB	5-8	188	*Jr.	SQ	Charlotte, N.C. (Mallard Creek)	5	Josh Taylor	QB
52	Cole Blankenship	C	6-2	290	Fr.	HS	Mocksville, N.C. (Davie County)	6	Tim Buckley	S
41	Cole Borroughs	CB	6-0	194	*Fr.	HS	Asheboro, N.C. (Asheboro)	6	Jerod Fernandez	LB
12	Jacoby Brissett	QB	6-4	231	Jr.	TR	West Palm Beach, Fla. (Dwyer/Univ. of Florida)	7	Sean Paul	CB
89	Benson Browne	TE	6-5	253	*So.	1VL	Cincinnati, Ohio (Walnut Hills)	8	Brandon Mitchell	QB
65	Joey Buccola	OT	6-1	303	*Jr.	SQ	Raleigh, N.C. (Leesville)	8	Dravious Wright	CB
6	Tim Buckley	S	6-0	193	*So.	1VL	Raleigh, N.C. (Cardinal Gibbons)	9	Travares Copeland	WR
68	Evan Bumgarner	OT	6-2	329	*So.	SQ	Lenoir, N.C. (S. Caldwell)	10	Shadrach Thornton	RB
76	Deylan Buntyn	DT	6-3	323	Sr.	SQ	Havelock, N.C. (Havelock/New Mexico Military Inst)	11	Juston Burris	CB
11	Juston Burris	CB	6-1	203	*So.	1VL	Raleigh, N.C. (Broughton)	11	Garrett Leatham	QB
14	Jarvis Byrd	S	5-10	183	*Sr.	1VL	Pahokee, Fla. (Pahokee)	12	Jacoby Brissett	QB
48	Robert Caldwell	LB	6-3	250	Sr.	1VL	Twentynine Palms, Cal. (29 Palms/Coll. of the Desert)	13	Bra'Lon Cherry	WR
27	Dayton Campos	WR	5-9	211	*Jr.	HS	Jacksonville, N.C. (Jacksonville)	14	Jarvis Byrd	S
92	Darryl Cato-Bishop	DE	6-3	266	*Sr.	2VL	Roxbury, Mass. (Lawrence Academy)	14	Bryant Shirreffs	QB
74	Tyson Chandler	OG/OT	6-7	360	*Jr.	2VL	N. Plainfield, N.J. (N. Plainfield/Fork Union)	15	Manny Stocker	QB
43	Ryan Cheek	LB	6-0	243	*Sr.	2VL	Lancaster, Ohio (Lancaster)	16	Josh Jones	S
13	Bra'Lon Cherry	WR	5-11	180	Fr.	HS	New Bern, N.C. (New Bern)	19	Maurice Morgan	WR
62	Duran Christophe	OG	6-5	300	*Sr.	2VL	New Orleans, La. (Woodstock)	20	Hakim Jones	S
21	Niles Clark	CB	5-11	188	*Fr.	RS	Marietta, Ga. (Lassiter)	21	Niles Clark	CB
93	Rogers Clark	DE	6-1	255	*Fr.	SQ	Woodberry Forest, Va. (Woodberry Forest)	21	Matt Dayes	RB
3	Marchez Coates	CB	5-10	178	*Fr.	RS	Pomfret, Md. (McDonough)	22	J.J. Jones	S
9	Travares Copeland	WR	5-11	178	So.	TR	Port St. Lucie, Fla. (Treasure Coast/West Virginia)	24	Josh Stanley	S
33	Roderick Cox	S	5-9	183	*Sr.	SQ	New Bern, N.C. (West Craven)	25	Dontae Johnson	CB
26	Tony Creecy	HB	5-11	210	*Jr.	2VL	Durham, N.C. (Southern)	26	Tony Creecy	HB
78	Rob Crisp	OT	6-7	298	Sr.	2VL	Raleigh, N.C. (Athens Drive)	27	Dayton Campos	WR
46	Drew Davis	LB	6-3	232	*Fr.	RS	Raleigh, N.C. (Broughton)	27	Dakwa Nichols	RB
21	Matt Dayes	RB	5-9	190	Fr.	HS	Weston, Fla. (Cypress Bay)	28	Josh Sessoms	S
34	Dominic Deshaies	CB	5-9	184	*Jr.	SQ	Raleigh, N.C. (Athens Drive)	29	Jack Tocho	CB
96	Evan Dunbar	PK	6-2	160	Jr.	HS	Concord, N.C. (NW Cabarrus)	29	Charlie Twitty	WR
98	A.J. Ferguson	DT	6-2	301	Sr.	1VL	Southport, N.C. (S. Brunswick)	30	Uche Awuruonye	RB
6	Jerod Fernandez	LB	6-1	215	Fr.	HS	Lake Mary, Fla. (Lake Mary)	30	Malcolm Means	S
50	Cameron Fordham	OG	6-2	284	*Jr.	1VL	Duluth, Ga. (Northview/LSU)	31	D.J. Green	LB
52	Ben Garnett	LS	6-0	225	So.	HS	Charlotte, N.C. (Rocky River)	32	Niklas Sade	PK
49	Zach Gentry	LB	6-1	230	*Sr.	1VL	Raleigh, N.C. (Leesville Road)	33	Roderick Cox	S
96	Kenton Gibbs	DT	6-2	290	Fr.	HS	Detroit, Mich. (Cass Technical)	33	Josh Mercer	RB
70	Carlos Gray	DT	6-3	296	*So.	1VL	Pinson, Ala. (Oak Ridge)	34	Dominic Deshaies	CB
34	Ben Grazen	RB	5-10	175	Fr.	HS	Cary, N.C. (Cardinal Gibbons)	34	Ben Grazen	RB
31	D.J. Green	LB	6-4	228	Sr.	2VL	Macon, Ga. (Westside)	35	Ernie Robinson	LB
86	David J. Grinnage	TE	6-5	267	*Fr.	RS	Newark, Del. (Newark)	36	Wil Baumann	P
53	Taylor Griswold	C	6-0	345	Jr.	SQ	Zebulon, N.C. (East Wake)	37	Quinton Patterson	LB
41	Milton Hall	RB	5-9	193	*Jr.	SQ	Burlington, N.C. (Williams)	38	Taylor Beamon	RB
84	Charlie Hegedus	WR	6-2	200	So.	1VL	Marietta, Ga. (Lassiter)	39	Mychal Jones	WR
91	K'Hadree Hooker	DT	6-0	307	*Fr.	RS	Kinston, N.C. (S. Lenoir)	39	Brandon Pittman	LB
25	Dontae Johnson	CB	6-2	195	Sr.	3VL	Pennington, N.J. (Pennington Prep)	41	Cole Borroughs	CB
73	Andy Jomantas	OT/OG	6-7	295	*Jr.	1VL	Dayton, Ohio (Chaminade-Julienne)	41	Milton Hall	RB
20	Hakim Jones	S	6-2	198	*So.	1VL	Henderson, N.C. (Southern Vance)	42	M.J. Salahuddin	LB
22	J.J. Jones	S	6-3	199	*Fr.	RS	Lithonia, Ga. (Martin Luther King)	43	Ryan Cheek	LB
16	Josh Jones	S	6-2	205	Fr.	RS	Walled Lake, Mich. (Walled Lake Western)	44	Jacob Tart	S
39	Mychal Jones	WR	5-8	178	*Jr.	SQ	Raleigh, N.C. (Wakefield)	44	Logan Winkles	FB

58	Jacob Kahut	DT	6-5	273	*Sr.	SQ	Wake Forest, N.C. (Wake Forest/Rolesville)	45	Artemis Robinson	LB
61	Ali Kassem	OL	6-7	350	Jr.	JC	Cincinnati, Ohio (Moeller/ASA)	46	Drew Davis	LB
56	Bryce Kennedy	OG	6-3	302	*Fr.	RS	Southern Pines, N.C. (Pinecrest)	47	Tyler Purvis	FB
11	Garrett Leatham	QB	6-4	214	*So.	SQ	Apex, N.C. (Middle Creek)	47	William Stephenson	P
75	T.Y. McGill	DT	6-1	293	Jr.	2VL	Jesup, Ga. (Wayne County)	48	Robert Caldwell	LB
87	Pharoah McKeever	WR	6-6	215	Fr.	HS	Tabor City, N.C. (S. Columbus)	49	Zach Gentry	LB
30	Malcolm Means	S	6-2	190	Fr.	HS	Richburg, S.C. (Lewisville)	49	Devin O'Connor	FB
33	Josh Mercer	RB	5-11	190	Fr.	HS	Guyton, Ga. (S. Effingham)	50	Cameron Fordham	OG
8	Brandon Mitchell	QB	6-4	239	*Gr.	TR	Amite, La. (Amite/Arkansas)	52	Cole Blankenship	C
19	Maurice Morgan	WR	6-2	226	*So.	1VL	LaGrange, N.C. (N. Lenoir)	52	Ben Garnett	LS
94	Monty Nelson	DT	6-2	310	Fr.	HS	Plantation, Fla. (Plantation)	53	Taylor Griswold	C
27	Dakwa Nichols	RB	5-10	182	Fr.	HS	Rockingham (Rockingham)	54	Bryan Ball	LB
5	Rodman Noel	LB	6-4	215	Jr.	2VL	Everett, Mass. (Millford Acad.)	54	Joe Thuney	C
95	Art Norman	DE	6-0	243	*Jr.	2VL	Stone Mountain, Ga. (Chamblee)	56	Bryce Kennedy	OG
49	Devin O'Connor	FB	6-3	224	*Fr.	SQ	Cartersville, Ga. (Cartersville)	57	Scott Thompson	LS
37	Quinton Patterson	LB	6-0	225	Fr.	HS	Shelby, N.C. (Crest)	58	Jacob Kahut	DT
7	Sean Paul	CB	5-10	180	Fr.	HS	Vero Beach, Fla. (Vero Beach)	59	John Tu'uta	C
88	Quintin Payton	WR	6-4	211	*Sr.	2VL	Anderson, S.C. (T.L. Hanna)	61	Ali Kassem	OL
39	Brandon Pittman	LB	6-2	222	Jr.	1VL	Raleigh, N.C. (Leesville Road)	62	Duran Christophe	OG
47	Tyler Purvis	FB	6-2	229	*Jr.	1VL	Reinholds, Pa. (Lancaster Catholic)	64	Tylar Reagan	OL
85	Jumichael Ramos	WR	6-3	190	Fr.	HS	Lovejoy, Ga. (Lovejoy)	65	Joey Buccola	OT
64	Tylar Reagan	OL	6-5	290	Fr.	HS	Jacksonville, Fla. (Bartram Trail)	66	Isaac Swindell	OT
72	Patrick Roane	OL	6-7	310	Fr.	HS	Hope Mills, N.C. (Gray's Creek)	68	Evan Bumgarner	OT
45	Artemis Robinson	LB	6-1	205	Fr.	HS	Laurinburg, N.C. (Scotland Co.)	69	Thomas Teal	DT
35	Ernie Robinson	LB	6-1	213	*Fr.	RS	Laurinburg, N.C. (Scotland Co.)	70	Carlos Gray	DT
90	Mike Rose	DE	6-3	252	*So.	1VL	Fountain Inn, S.C. (Hillcrest)	71	Alex Barr	OT
32	Niklas Sade	PK	6-3	212	Jr.	2VL	Wake Forest, N.C. (Wakefield)	72	Patrick Roane	OL
42	M.J. Salahuddin	LB	6-2	220	So.	1VL	Fayetteville, N.C. (Jack Britt)	73	Andy Jomantas	OT/OG
28	Josh Sessoms	S	6-2	195	*Fr.	RS	Kinston, N.C. (Southern Nash)	74	Tyson Chandler	OG/OT
14	Bryant Shirreffs	QB	6-3	218	Fr.	HS	Jefferson, Ga. (Jefferson)	75	T.Y. McGill	DT
2	Rashard Smith	WR	5-9	175	*Sr.	2VL	Dublin, Ga. (Dublin)	76	Deylan Buntyn	DT
79	Tyler Smith	DL	6-2	255	Jr.	TR	Raleigh, N.C. (Broughton/Western Carolina)	78	Rob Crisp	OT
24	Josh Stanley	S	6-0	197	*So.	1VL	Raleigh, N.C. (Leesville Road)	79	Tyler Smith	DL
47	William Stephenson	P	6-3	181	*Fr.	SQ	Raleigh, N.C. (Wakefield)	80	Bryan Underwood	WR
99	Ryan Stevens	PK	6-3	190	So.	HS	Raleigh, N.C. (St. David's)	82	Asa Watson	TE
15	Manny Stocker	QB	6-1	212	So.	1VL	Coatesville, Pa. (Coatesville Area)	83	Lucas Wilson	TE
66	Isaac Swindell	OT	6-5	302	*Sr.	SQ	High Point, N.C. (SW Guilford)	84	Charlie Hegedus	WR
44	Jacob Tart	S	6-1	196	*Fr.	SQ	Apex, N.C. (Apex)	85	Jumichael Ramos	WR
5	Josh Taylor	QB	5-11	185	Fr.	HS	New Bern, N.C. (New Bern)	86	David J. Grinnage	TE
69	Thomas Teal	DT	6-1	312	*Jr.	1VL	Bennettsville, S.C. (Marlboro Co.)	87	Marcellus Ballard	WR
4	Pete Thomas	QB	6-6	234	*Jr.	TR	El Cajon, Cal. (Valhalla/Colorado St.)	87	Pharoah McKeever	WR
57	Scott Thompson	LS	5-11	233	Jr.	2VL	Rancho Santa Margarita, Cal. (Trabuco Hills)	88	Quintin Payton	WR
10	Shadrach Thornton	RB	6-1	203	So.	1VL	Hinesville, Ga. (Liberty Co.)	89	Benson Browne	TE
54	Joe Thuney	C	6-5	276	*So.	1VL	Centerville, Ohio (Archbishop Alter)	90	Mike Rose	DE
29	Jack Tocho	CB	6-1	190	Fr.	HS	Charlotte, N.C. (Independence)	91	K'Hadree Hooker	DT
59	John Tu'uta	C	6-2	311	*Fr.	RS	Fredericksburg, Va. (Fork Union)	92	Darryl Cato-Bishop	DE
29	Charlie Twitty	WR	5-9	186	*Fr.	RS	Raleigh, N.C. (Enloe)	93	Rogers Clark	DE
80	Bryan Underwood	WR	5-9	177	*Jr.	2VL	University Heights, Ohio (Cleveland Heights)	94	Monty Nelson	DT
1	Marquez Valdes	WR	6-3	201	Fr.	HS	St. Petersburg, Fla. (Lakewood)	95	Art Norman	DE
82	Asa Watson	TE	6-3	237	*Gr.	2VL	Rock Hill, S.C. (Rock Hill)	96	Evan Dunbar	PK
97	Forrest West	DE	6-1	263	*Sr.	1VL	Canton, Conn. (Salisbury School/Colorado)	96	Kenton Gibbs	DT
83	Lucas Wilson	TE	6-4	240	Fr.	HS	Winston-Salem, N.C. (Mt. Tabor)	97	Forrest West	DE
44	Logan Winkles	FB	6-1	240	*Jr.	1VL	Thomaston, Ga. (Upson Lee)	98	A.J. Ferguson	DT
8	Dravious Wright	CB	5-10	185	Fr.	HS	Vero Beach, Fla. (Vero Beach)	99	Ryan Stevens	PK
99	Joe Wright	DE	6-7	232	*Fr.	RS	Greenville, N.C. (Rose)	99	Joe Wright	DE



## OFFENSE

Pos.	No.	Player	Ht.	Wt.	Cl.
LT	78	Rob Crisp	6-7	298	Sr.
	73	Andy Jomantas	6-7	295	*Jr.
LG	62	Duran Christophe	6-6	300	*Sr.
	52	Cole Blankenship	6-2	290	Fr.
C	54	Joe Thuney	6-5	276	*So.
	59	Jon Tu'uta	6-2	311	*Fr.
RG	71	Alex Barr	6-7	326	*So.
	50	Cam Fordham	6-2	284	*Jr.
RT	74	Tyson Chandler	6-7	360	*Jr.
	73	Andy Jomantas	6-7	295	*Jr.
TE	82	Asa Watson	6-3	237	*Gr.
	86	David J. Grinnage	6-5	267	*Fr.
QB	4	Pete Thomas	6-6	234	*Jr.
	or 15	Manny Stocker	6-1	212	So.
RB	26	Tony Creecy	5-11	210	*Jr.
	10	Shadrach Thornton	6-1	203	So.
FB	47	Tyler Purvis	6-2	229	*Jr.
	44	Logan Winkles	6-1	240	*Jr.
F	80	Bryan Underwood	5-9	177	*Jr.
	19	Maurice Morgan	6-2	226	*So.
Z	2	Rashard Smith	5-9	175	*Sr.
	13	Bra'Lon Cherry	5-11	180	Fr.
X	88	Quintin Payton	6-4	211	*Sr.
	84	Charlie Hegedus	6-2	200	So.

## DEFENSE

Pos.	No.	Player	Ht.	Wt.	Cl.
FE	95	Art Norman	6-0	243	*Jr.
	or 97	Forrest West	6-1	263	*Sr.
T	75	T.Y. McGill	6-1	293	Jr.
	91	K'Hadree Hooker	6-0	307	*Fr.
N	69	Thomas Teal	6-1	312	*Jr.
	98	A.J. Ferguson	6-2	301	Sr.
BE	90	Mike Rose	6-3	252	*So.
	or 92	Darryl Cato-Bishop	6-3	266	*Sr.
SLB	31	D.J. Green	6-4	228	Sr.
	5	Rodman Noel	6-4	215	Jr.
MLB	42	M.J. Salahuddin	6-2	220	So.
	49	Zach Gentry	6-1	230	*Sr.
WLB	39	Brandon Pittman	6-2	222	Jr.
	46	Drew Davis	6-3	232	*Fr.
LC	25	Dontae Johnson	6-2	195	Sr.
	21	Niles Clark	5-11	188	*Fr.
FS	14	Jarvis Byrd	5-11	183	*Sr.
	24	Josh Stanley	6-0	197	*So.
SS	20	Hakim Jones	6-2	198	*So.
	6	Tim Buckley	6-0	193	*So.
RC	11	Juston Burris	6-1	203	*So.
	3	Marchez Coates	5-10	178	*Fr.

## SPECIAL TEAMS

Pos.	No.	Player	Ht.	Wt.	Cl.
PK	32	Niklas Sade	6-3	212	Jr.
	99	Ryan Stevens	6-3	190	So.
P	36	Wil Baumann	6-6	190	Jr.
	47	William Stephenson	6-3	181	*Fr.
LS	57	Scott Thompson	5-11	233	Jr.
	52	Ben Garnett	6-0	225	So.
KOR	2	Rashard Smith	5-9	175	*Sr.
PR	2	Rashard Smith	5-9	175	*Sr.
H	36	Wil Baumann	6-6	190	Jr.

## PRONUNCIATION GUIDE

<b>Wil Baumann</b>	BAW man	<b>Hakim Jones</b>	hah KEEM
<b>Deylan Buntyn</b>	DAY lan BUNN ten	<b>Mychal Jones</b>	MIKE uhl
<b>Bra'Lon Cherry</b>	BRAY luhn	<b>Garrett Leatham</b>	LAY thum
<b>Duran Christophe</b>	duh RANN KRIS toff	<b>Hakim Jones</b>	hah KEEM
<b>Marchez Coates</b>	mar CHEZZ	<b>Rodman Noel</b>	NOH ell
<b>Tony Creecy</b>	CREE see	<b>M.J. Salahuddin</b>	sah LAH who deen
<b>Dominic Deshaies</b>	deh SHAYS	<b>Niklas Sade</b>	NICK las SAY dee
<b>David J. Grinnage</b>	GRIN edge	<b>Shadrach Thornton</b>	SHAD rack THORN tun
<b>Charlie Hegedus</b>	HEGG eh dus	<b>Joe Thuney</b>	TOO nee
<b>K'Hadree Hooker</b>	kuh HAHD ray	<b>Jon Tu'uta</b>	tuh EW tuh
<b>Dontae Johnson</b>	DAHN tay	<b>Asa Watson</b>	AY suh
<b>Andy Jomantas</b>	joe MAN tus		

\* - Indicates redshirted one season



## 71 ALEX BARR

OFFENSIVE TACKLE  
6-7 ... 326 ... RS - SOPHOMORE  
FAYETTEVILLE, GA. ... STARR'S MILL



**In 2013:** Listed as the starter at right guard heading into fall camp.

**In 2012:** Reserve offensive tackle who saw action in eight games, playing mainly on special teams ... Played from scrimmage in four contests, including nine snaps against Wake Forest and against versus Boston College.

**In 2011:** Red-shirted the season ... Named the offensive scout team player of the week for the Central Michigan game.


**Prep:** A Rivals.com three-star prospect ... Helped lead Starr's Mill to a Georgia Region 3 AAAA title and a runner-up finish in the state championship game ... Collected class AAAA second-team all-state honors as a senior ... Also named first-team all-region and all-county as a junior and senior ... Was the top-graded lineman for Starr's Mill under coach Chad Phillips ... Played at offensive tackle and guard ... Was credited with 30 pancake blocks during his final season.

### BAUMANN CAREER STATS

Year	GP-GS	Ply
2012	8-0	23

## 36 WIL BAUMANN – BAW man

PUNTER  
6-6 ... 190 ... JUNIOR  
WILMINGTON, N.C. ... HOGGARD



**In 2013:** Ranks eighth in school history in career punts, seventh in yardage ... Entering his third year as the Pack's starting punter.

**In 2012:** Ended the season ranked 10th in the ACC in punting average, his 74 punts ranks as the third-highest in school history ... Tied a career high with nine punts in the win at UConn - despite crazy winds and rain, he placed three inside the 20 ... Also punted nine times in the loss at UNC.

**In 2011:** One of only six true freshmen in the FBS ranks who started at punter ... Finished his freshman campaign ranked third in the ACC in punts placed inside the 20 yard line with 21 for the season ... Placed five punts inside the 10 in the shutout victory over North Carolina, he was named the ACC Specialist of the Week for that contest ... Missed the Georgia Tech game after straining a groin muscle in pregame warmups.

**Prep:** Rated as the third-best punter in the country by Scout.com ... Averaged 44.8 yards per punt as a junior for coach Scott Braswell at Hoggard HS, with a net of 44.6 yards ... Also downed 29 punts inside the 20 ... Named to the AP all-state team in 2009.

### 2012 BAUMANN GAME BY GAME STATS

Opponent	Punt	Yds	Avg	LG	TB	FC	I20	BK
*Tennessee	4	166	41.5	45	0	4	1	0
*@ Conn	9	347	38.6	46	1	4	3	0
*S. Alabama	6	257	42.8	49	1	2	0	0
*Citadel	1	33	33.0	33	0	1	0	0
*@ Miami	4	163	40.8	48	0	3	2	0
*Florida St.	7	301	43.0	50	1	3	1	0
*@ Maryland	8	303	37.9	60	0	4	3	1
*@ UNC	9	370	41.1	52	0	4	1	0
*Virginia	7	289	41.3	48	0	3	2	0

*Wake Forest	5	196	39.2	41	1	3	1	0
*@ Clemson	4	126	31.5	35	0	3	1	0
*Boston College	7	240	34.3	33	1	2	1	0
*#Vanderbilt	3	91	30.3	36	0	1	0	0

### BAUMANN CAREER STATS

Year	GP-GS	Punt	Yds	Avg	LG	TB	FC	I20	Blk
2011	13-12	65	2,438	37.5	62	3	31	21	1
2012	13-13	74	2,882	38.9	60	5	37	16	1
Totals	26-25	139	5,320	38.3	62	8	68	37	3

## 52 COLE BLANKENSHIP

OFFENSIVE GUARD  
6-2 ... 290 ... FRESHMAN  
MOCKSVILLE, N.C. ... DAVIE COUNTY




**In 2013:** Signed with the Pack in December of 2012, and enrolled for the 2013 spring semester ... Listed as the backup at left guard heading into fall camp.

**Prep:** Played center, guard and tackle at Davie County High School for head coach Doug Iling ... Missed half of his senior season with broken bones in his foot ... Was co-captain as a senior ... Played in the 2012 Shrine Bowl and started at left guard ... Team finished 8-3 and advanced to the second round of the state playoffs ... Named all-state as a junior by the Associated Press ... NC State's first commitment in the 2013 class ... Ranked as the No. 23 center nationally by scout.com.

## 12 JACOBY BRISSETT

QUARTERBACK  
6-4 ... 231 ... JUNIOR  
W. PALM BEACH, FLA. ... DWYER/FLORIDA



**In 2013:** Will sit out the 2013 season after transferring from Florida, then will have two years of eligibility ... Elected to serve on the team's Leadership Council for 2013.

**In 2012:** Started one game, completing 23-of-35 passes for 249 yards and a touchdown, posting a 134.90 efficiency rating ... Came off the bench in the third quarter of the Louisiana game with Florida trailing 20-13, and helped the Gators to a 27-20 win with a pair of TD drives ... Was 6-of-8 for 64 yards and had a 39-yard scoring pass ... Started the Gator's 23-0 win over Jacksonville State, completing 14-of-22 passes for 154 yards.

**In 2011:** Started two games, taking on No. 1 LSU in Baton Rouge in his first career start, and then at No. 24 Auburn in back-to-back weeks...Became the first true freshman quarterback at Florida to take his first career snap as the starter ... Completed 18-of-39 passes for 206 yards with two touchdowns ... Also had two rushing TDs.

**Prep:** Played quarterback at Dwyer High School for coach Jack Daniels ... Led Dwyer to its first state championship during his junior campaign ... As a senior, threw for 2,743 yards and an area-best 32 touchdowns with just one interception, while also rushing 63 times for 368 yards and seven scores ... Dwyer posted a 12-2 record and reached the state 4A semifinals that year ... Named the Palm Beach Post's Offensive Player of the Year and won the Lou Groza Palm Beach County High School Player of the Year award ... Competed in the 2011 U.S. Army All-American Bowl and was ranked a four-star prospect by Rivals.com and Scout.com, as well as the No. 75 overall prospect and No. 3 quarterback in the nation.

## BRISSETT CAREER STATS AT FLORIDA

PASSING	G-S	Effic	Cmp-Att-Int	Pct	Yds	TD	Lng	Avg/G
2011	8-2	86.93	18-39-4	46.2	206	2	65	25.8
2012	5-1	134.90	23-35-0	65.7	249	1	39	62.3
Total	13-3	109.62	41-74-4	55.4	455	3	65	35.0

## 89 BENSON BROWNE

TIGHT END  
6-5 ... 253 ... RS - SOPHOMORE  
CINCINNATI, OHIO ... WALNUT HILLS



**In 2012:** Reserve tight end who saw action in 12 games, mainly on special teams.

**In 2011:** Red-shirted the season at tight end ... Named to the 2011-12 ACC Academic Honor Roll.

**Prep:** Rated the 65th-best tight end in the country by Scout.com ... As a senior, caught five passes for 65 yards and a touchdown on a Walnut Hills team that averaged just 5.9 completions per game at Walnut Hills under coach George Kontsis ... Reeled in eight grabs for 90 yards and two scores as a junior although his team ran the ball over 200 more times than they passed it ... Rated as a three-star prospect by both Rivals.com and Scout.com ... Chosen as the third-best tight end in the state by OhioVarsity.com ... Named one of the 10 best tight ends in the state by QueenCityHigh.com ... Only played high school football for two seasons ... Two-year starter for Walnut Hills in basketball.

## BROWNE CAREER STATS

Year	GP-GS	PI	Rec	Yds	TD	LP
2012	12-0 23	0	0	0	-	

## 6 TIM BUCKLEY

SAFETY  
6-0 ... 193 ... RS - SOPHOMORE  
RALEIGH, N.C. ... CARDINAL GIBBONS



**In 2013:** Listed as the backup at strong safety heading into fall camp.

**In 2012:** Saw action in 11 games, including eight snaps from scrimmage in the win over Wake Forest ... Transferred to State from Penn State in August of 2012.

**At Penn State:** Finished 2012 spring practice listed as the backup at free safety on the Nittany Lion depth chart after red-shirting in 2011.

**Prep:** The Carolina 3-A Conference Offensive Player of the Year in 2010, he played running back, linebacker and safety during his prep career ... Rushed for almost 1,800 yards, scoring 36 touchdowns as a senior and helped lead the Cardinal Gibbons Crusaders to an 11-3 record as a senior and a 12-2 mark as a junior.

## BUCKLEY CAREER STATS

Year	GP-GS	PI	Hit	Ast	Tot
2012	11-0 8	0	0	0	

## 76 DEYLAN BUNTYN – DAY Ian BUNN ten

DEFENSIVE TACKLE  
6-3 ... 323 ... SENIOR  
HAVELOCK, N.C. ... HAVELOCK/NEW MEXICO MILITARY INSTITUTE



**In 2012:** Saw action in the first two games of the season - four snaps in the opener with Tennessee and 14 at Connecticut.

**JUCO:** Signed his letter of intent with the Pack in late December of 2011, and enrolled for the 2012 spring semester ... Spent two years at New Mexico Military Institute ... Played nose tackle for coach Josh Lynn ... In 2011, posted 16 tackles, including three for loss as team went 9-3 ... Also had a blocked kick and a fumble recovery ... Ranked the No. 22 JUCO recruit nationally by rivals.com.

## BUNTYN CAREER STATS

Year	GP-GS	PI	Ht	Ast	Tot
2012	2-0	18	0	0	0

## 11 JUSTON BURRIS

CORNERBACK  
6-1 ... 203 ... RS - SOPHOMORE  
RALEIGH, N.C. ... BROUGHTON



**In 2013:** The Pack's starter at right cornerback heading into the fall.

**In 2012:** The Wolfpack's nickel-back, he started five contests when the Pack opened in that formation ... Played the field corner spot behind All-American David Amerson ... Started his first career game in the win over No. 3 Florida State, he intercepted his first career pass in the third quarter to set up the Pack's first touchdown of the night ... Intercepted passes in the last two games of the regular season: at Clemson and vs. Boston College.

**In 2011:** Red-shirted the season ... Named the defensive scout team player of the week for the Central Michigan and Clemson games.

**Prep:** Competed at the 2010 Shrine Bowl ... Named to the NCPreps.com 4A all-state team ... Named all-conference as a senior ... Helped lead Broughton HS to the first round of the state playoffs as a senior, scoring 11 touchdowns and collecting just under 1,000 yards receiving under coach Chris Martin ... Also recorded 40 tackles and picked off three passes ... As a junior, recorded 86 tackles and intercepted two passes ... Also returned two kicks for scores.

## 2012 BURRIS GAME BY GAME STATS

Opponent	PI	Ht	Ast	Tot	TFL	PBU	QP	INT
Tennessee	63	7	1	8	-	-	-	1
@ Conn	12	0	0	-	-	-	-	0
S. Alabama	34	5	0	5	-	-	-	1
Citadel	3	1	0	-	-	-	-	1
@ Miami	17	1	0	-	-	-	-	1
*Florida State	36	2	1	3	-	2	1-11	-
@ Maryland	64	3	1	4	-	-	1	-
*@ UNC	24	2	1	-	-	-	-	3
Virginia	4	0	0	-	-	-	-	0
Wake Forest	37	5	0	5	1-2	-	1	-
*@ Clemson	88	5	1	6	-	1	1-36	-
*Boston College	63	7	0	7	-	-	1-14	-
*#Vanderbilt	34	0	0	0	-	-	1	-

# - Music City Bowl, Nashville, Tn.

## BURRIS CAREER STATS

Year	GP-GS	PI	Hit	Ast	Tot	TFL	PBU	CF/RF	INT
2012	13-5	479	38	5	43	1-2	8	-	2-61

## 14 JARVIS BYRD

SAFETY

5-10 ... 183 ... RS - SENIOR

PAHOKEE, FLA. ... PAHOKEE



**In 2013:** Moved from corner to free safety during the spring, he is listed as the starter at that position entering fall camp ... Elected to serve on the team's Leadership Council for 2013.

**In 2012:** Saw action in the first four games of the season before suffering a thigh injury prior to the Virginia contest.

**In 2011:** A projected starter for 2011 who suffered a second torn ACL in summer workouts and missed the entire season ... Missed 2012 spring drills but was able to come back and compete for playing time.

**In 2010:** Redshirted the season as he rehabbed from a torn ACL suffered in 2009.

**In 2009:** Went from one of the Wolfpack's top special teams players in September to earning a starting job at boundary corner in November ... Started the Clemson, Virginia Tech and North Carolina games ... Suffered a torn ACL versus the Tar Heels and missed 2010 spring practice ... Named the defensive scout team player of the week prior to the win over Murray State ... Was slated to redshirt, but after injuries depleted the secondary, he stepped in versus Florida State - the eighth game of the season.

**Prep:** Played varsity all four years at Pahokee High School for Coach Blaze Thompson... Registered more than 60 tackles and three sacks during his senior season... Also had one interception, 15 pass breakups, four forced fumbles and two recovered fumbles in 2008... Blocked three punts and two field goals as a senior ... Helped lead his team to the Class 2B state championship game ... Named to the Class 2B all-state first team following his senior campaign and to the small-school all-area first team defense ... Played on the American team in the 2008 Treasure Coast All-Star game... Named a Prep Star All-American as a senior.

## 2009 BYRD GAME BY GAME STATS

Oppn	PI	Ht	Ast	Tot	FC/FR
@ FSU	14	4	0	4	-
Maryland	30	2	0	2	-
*Clemson	55	3	2	5	-
*@ Va Tech	72	4	0	4	-
*UNC	33	1	2	3	1/0

## 2012 BYRD GAME BY GAME STATS

Opponent	PI	Ht	Ast	Tot
Tennessee	4	0	0	0
S. Alabama	2	0	0	0
Citadel	3	0	0	0
@ UNC	Special Teams Only			
Virginia	Did Not Play - Injured			

## BYRD CAREER STATS

Year	GP-GS	PI	Hit	Ast	Tot	CF/RF
2009	5-3	204	14	4	18	1/0
2012	4-0	9	0	0	0	0/0
Totals	9-3	213	14	4	18	1/0

## 48 ROBERT CALDWELL

LINEBACKER

6-3 ... 250 ... SENIOR

TWENTYNINE PALMS, CALIF. ... 29 PALMS/COLL. OF THE DESERT



**In 2012:** Saw action on special teams in every game of the season.

**JUCO/Prep:** Two year starter at College of the Desert in Palm Desert, Calif. ... Played for coach Dean Dowty ... Posted 41 tackles, 6.5 tackles for loss, three sacks, one pass breakup, one forced fumble and one blocked kick as a sophomore in 2011 ... Named an all-conference first team performer ... Graduated from Twentynine Palms High School ... Was born in Spartanburg, S.C.

## CALDWELL CAREER STATS

Year	GP-GS	PI	Hit	Ast	Tot	CF/RF
2012	13-0	0	1	4	5	1/0

## 92 DARRYL CATO-BISHOP

DEFENSIVE END

6-3 ... 266 ... RS - SENIOR

ROXBURY, MASS. ... LAWRENCE ACAD.



**In 2013:** Should battle for a starting job at the boundary end this fall ... Elected to serve on the team's Leadership Council for 2013.

**In 2012:** Ranked among the ACC leaders in sacks, he tied with teammate Art Norman for the team lead with 5.5 ... Started all 13 contests at defensive end ... Ranked third on the team with 10 tackles for loss.

**In 2011:** Saw action at end and tackle, he started the first four games of the season, as well as the Clemson and Maryland wins, at end ... Started at tackle in the Georgia Tech and Virginia games ... Picked off his first career pass to preserve the shutout in the fifth consecutive victory over North Carolina.

**In 2010:** Played in all 13 games, including a season-high 29 snaps in the win over Boston College.

**In 2009:** Redshirted the season at defensive end ... Named the Defensive Scout Team Player of the Year ... Earned a 3.0 GPA for the fall semester and was invited to participate in the 2010 freshman convocation at NC State.

**Prep:** Played defensive end at Lawrence Academy for Coach Michael Taylor... Scored two touchdowns as a senior... Helped lead the Spartans to a 7-1 record during his senior campaign, with the only loss coming in the ISL Championship game... Rated the No. 5 overall recruit in Massachusetts by Rivals.com... Named to Prep Star's All-East Region class of 2009... Also a standout forward on the basketball team, he was offered several scholarships to play on the hardwood... Invited to the Reebok All-American camp for basketball... Father, Darryl Bishop, was the first African-American to earn a basketball scholarship at the University of Kentucky, also played football at Kentucky and then went on to the NFL.

## 2011 CATO-BISHOP GAME BY GAME STATS

Opp.	PI	Hit	Ast	Tot	TFL-Yd	Sk-Yds	QP	CF/RF	PBU	INT
*Liberty	38	4	0	4	-	-	4	1/0	-	-
*@WFLU	50	3	1	4	1-7	1-7	2	-	-	-
*S. Alabama	60	3	1	4	2-12	2-12	-	-	1	-
*@ Cinc.	60	1	0	1	-	-	-	-	-	-
*Ga. Tech	29	1	1	2	-	-	1	-	-	-
C. Michigan	19	0	1	1	-	-	-	-	-	-
*@ Virginia	33	1	0	1	-	-	-	-	-	-

@ FSU	34	0	0	0	-	-	-	-	-	-
UNC	25	2	0	2	-	-	-	1	-	1-2
@ BC	35	1	1	2	-	-	-	-	-	-
*Clemson	44	2	0	2	2-14	2-14	3	-	-	-
*Maryland	43	2	0	2	-	-	-	-	-	-
*#Louisville	58	1	0	1	-	-	-	-	-	-

# - Belk Bowl, Charlotte, N.C. (Started at tackle vs. Ga. Tech)

#### 2012 CATO-BISHOP GAME BY GAME STATS

Opponent	PI	Ht	Ast	Tot	TFL	Sk	QP	CF/RF
*Tennessee	60	2	0	2	1-3	-	3	-
*@ Conn	52	1	0	1	-	-	1	-
*S. Alabama	44	2	2	4	1.5-5	0.5-3	1	1/0
*Citadel	29	1	0	1	-	-	2	-
*@ Miami	53	1	3	4	1-17	1-17	-	-
*Florida State	52	1	0	1	-	-	1	-
*@ Maryland	72	3	1	4	1-2	1-2	3	-
*@ UNC	78	4	2	6	1-11	1-11	3	-
*Virginia	61	1	0	1	-	-	1	-
*W. Forest	34	2	1	3	1-6	1-6	-	-
*@ Clemson	82	3	2	5	1-2	-	-	-
*Boston College	59	4	1	5	2-10	1-7	1	-
*#Vanderbilt	44	1	1	2	0.5-1	-	-	-

# - Music City Bowl, Nashville, Tn.

#### CATO-BISHOP CAREER STATS

Year	GP-GS	PI	Ht	Ast	Tot	TFL	Sk	QP	CF/RF	Int
2010	13-0	179	7	3	10	1-4	-	6	0/1	0-0
2011	13-9	528	21	5	26	5-33	5-33	11	1/0	1-2
2012	13-13	620	26	13	39	10-57	5.5-46	15	1/0	0-0
Totals	38-22	1,327	54	21	75	16-94	10.5-89	32	2/1	1-2

## 74 TYSON CHANDLER

OFFENSIVE TACKLE

6-7 ... 360 ... RS - JUNIOR

N. PLAINFIELD, N.J. ... N. PLAINFIELD/FORK UNION



**In 2013:** Listed as the starter at right tackle heading into the fall.

**In 2012:** Started the season as the backup right tackle ... Started three games at left tackle early due to injuries, then moved to the starting right tackle spot and started the final nine games of the season there.

**In 2011:** Right tackle who saw action mainly on special teams, he played in 12 of the 13 games ... Saw action from scrimmage against Liberty, South Alabama and Cincinnati.

**In 2010:** Redshirted the season.

**Prep:** Considered the 12th-best prep player in the country by Rivals.com ... Started at defensive tackle for coach John Shuman at Fork Union Military Academy ... Originally signed with NC State in 2009 ... Spent most of his high school career on the defensive line at North Plainfield High School for coach Robert Lake ... Recorded 36 tackles, 14 for a loss, as a senior ... Tallied eight tackles, five for loss, caused two fumbles, and blocked an extra point in his final game ... Throughout his junior season, registered 56 tackles, 22 for loss, and nine sacks ... Earned first-team all-conference, all-county, all-area and all-state group-two honors as a junior ... Named to Prep Star's All-East Region class of 2009 ... Also led his basketball team to the state tournament.

#### 2012 CHANDER GAME BY GAME STATS

Opponent	PI	Sk	KD
Tennessee	8	0	0
*@ Conn	70	2	-
*S. Alabama	75	2	0
*Citadel	59	1	-
*@ Miami	89	-	-
*Florida St.	85	0	-
*@ Maryland	76	0	-
*@ UNC	86	0	-
*Virginia	65	1	-
*W. Forest	86	0	-
*@ Clemson	89	1	-
*Boston College	71	0	-
*#Vanderbilt	76	0	-

# - Music City Bowl, Nashville, Tn.

#### CHANDLER CAREER STATS

Year	GP-GS	Ply	Sk
2011	12-0	18	0
2012	13-12	935	6
Totals	25-12	953	6

## 43 RYAN CHEEK

LINEBACKER

6-0 ... 243 ... RS - SENIOR

LANCASTER, OHIO. ... LANCASTER



**In 2013:** Elected to serve on the team's Leadership Council for 2013.

**In 2012:** Reserve middle linebacker who saw action in all 13 games, playing mainly on special teams.

**In 2011:** In for a career-high 10 snaps from scrimmage in the win over No. 7 Clemson ... Tallied three special teams tackles in the UNC victory.

**In 2010:** Played mainly on special teams, he saw action in eight games ... Only action from scrimmage came in the season opener with Western Carolina ... Named the defensive Scout Team Player of the Week for the BC game.

**In 2010:** Saw most of his action on special teams, but played from scrimmage in eight games ... Named the Defensive Scout Team Player of the Week for the Boston College contest.

**In 2009:** Redshirted after undergoing surgery for a hip injury.

**Prep:** Played linebacker for Coach Rob Carpenter at Lancaster High School... Registered 66 tackles, two sacks, and grabbed two interceptions during his senior campaign... Also played running back, rushing for 751 yards on 124 carries and 13 touchdowns in 2008... As a quarterback, completed 15-of-31 pass attempts for 234 yards and five touchdowns as a senior... Voted a 2008 all-area special mention... Selected to the all-state second team, as well as earning all-district, all-area, and all-conference honors as a junior.

#### CHEEK CAREER STATS

Year	GP-GS	PI	Hit	Ast	Tot
2010	8-0	4	0	1	1
2011	13-0	19	3	4	7
2012	13-0	17	6	0	6
Totals	34-0	40	9	5	14



**13 BRA'ON CHERRY** – *BRAY luhn*

WIDE RECEIVER

5-11 ... 180 ... FRESHMAN

NEW BERN, N.C. ... NEW BERN



**In 2013:** Signed with the Pack in late December of 2012 and enrolled for the 2013 spring semester ... Had four catches for 42 yards and scored a TD in the Kay Yow Spring Game.


**Prep:** Played wide receiver and defensive back at New Bern High School for head coach Bobby Curlings ... Was named an all-state selection on defense by NCPreps.com ... Tallied 39 catches for 795 yards and nine touchdowns as a senior ... Also had 46 tackles, 24 PBUs and four interceptions, two of which he returned for a score ... Also returned two kickoffs and a punt for touchdowns ... Helped team to the NC 4A state championship and a perfect 15-0 record ... In the championship game, pulled down four catches for 89 yards and rushed four times for 56 yards and a touchdown in a 39-38 comeback win over Porter Ridge.

**62 DURAN CHRISTOPHE** – *duh RANN KRIS toff*

OFFENSIVE GUARD

6-5 ... 300 ... RS - SENIOR

NEW ORLEANS, LA. ... WOODSTOCK (GA.)



**In 2013:** Listed as the starter at left guard for the upcoming season ... Elected by his teammates to serve on the team's Leadership Council for 2013.

**In 2012:** Moved back into the starting lineup in the fifth game of the season, he got the nod at left guard against Miami and Florida State, then at right guard in the next three outings ... Suffered a head injury against Virginia and did not play in the last four games of the season.

**In 2011:** Starter at left guard for every game of the regular season, he missed the bowl game with an injury ... Allowed one sack all season - that was in the opener.

**In 2010:** Missed much of preseason camp as he battled mono, then suffered an ankle injury that caused him to miss three games during the middle of the season ... Started the bowl win over West Virginia for the injured Andrew Wallace, he was in for 82 snaps in that contest ... Played 63 snaps in the win at Georgia Tech ... Missed the BC, ECU and FSU contests.

**In 2009:** Redshirted the season.

**Prep:** Played offensive line for Coach Mike O'Brien... A three-star recruit who competed as a defensive end in Georgia's North-South all-star game... Helped his team win seven games in a row before a one-point playoff loss to eventual state champion Camden during his senior season ... Named first-team all-state ... Named to Georgia Top 150 ... Named to the All-Southeast Region class of 2009 by Prep Star ... He and his wife Lisette have a son and operate a deli near NC State's campus ... Hails from New Orleans, his family relocated to Georgia following Hurricane Katrina.

**2011 CHRISTOPHE GAME BY GAME STATS**

Opp.	Pl.	Sk
*Liberty	65	1
*@WFLU	56	0
*S. Alabama	56	0
*@Cinc.	35	0
*Ga. Tech	44	0
*C. Michigan	58	0
*@Virginia	41	0
*@FSU	39	0
*UNC	75	0
*@BC	67	0

*Clemson	70	0
*Maryland	98	0
#Louisville	Did Not Play	

# - Belk Bowl, Charlotte, N.C.

**2012 CHRISTOPHE GAME BY GAME STATS**

Opponent	Pl	Sk	KD
Tennessee	16	0	0
@ Conn	3	0	-
S. Alabama	6	0	0
Citadel	19	0	-
*@ Miami	88	0	-
*Florida St.	85	1	-
*@ Maryland	75	0	-
*@ UNC	85	1	-
*Virginia	47	2	-
W. Forest	DNP - Injured		
@ Clemson	DNP - Injured		
Boston College	DNP - Injured		
#Vanderbilt	Did Not Play		

# - Music City Bowl, Nashville, N.C.

**CHRISTOPHE CAREER STATS**

Year	GP-GS	Pl	Sk
2010	9-1	228	0
2011	13-12	751	3
2012	9-5	424	3
Totals	31-18	1403	3

**21 NILES CLARK**

CORNERBACK

5-11 ... 18 ... RS - FRESHMAN

MARIETTA, GA. ... LASSITER



**In 2012:** Red-shirted the season, he is listed as the backup at left corner heading into fall camp.

**Prep:** Played at Lassiter High School for coach Jep Irwin ... Recorded 40 tackles and four interceptions as a senior ... Team advanced to the state semifinals ... Named to the Cobb County Touchdown Club's all-defensive team and earned all-county honors ... Prep teammate of Wolfpack wideout Charlie Hegedus at Lassiter High School ... Also played basketball and competed in the long jump and 200-meter dash in track ... Played in the Georgia North-South game.

**3 MARCHEZ COATES** – *mar CHEZZ*

CORNERBACK

5-10 ... 178 ... RS - FRESHMAN

POMFRET, MD. ... MCDONOUGH



**In 2012:** Red-shirted the season ... Named Defensive Scout Team Player of the Week for the Virginia game ... Listed as the backup at right corner for 2013.

**Prep:** Played at McDonough High School for coach Luke Ethington ... Played safety, but also saw action at wide receiver, tight end and running back ... Finished with 86 tackles (36 solo), 12 tackles for loss, three interceptions, four pass breakups and two sacks on defense, including returning one interception 70 yards for a touchdown ... Rushed nine times for 30 yards and hauled in 12 passes for 269 yards and a score on offense ... Ranked the No. 16 player in Maryland by rivals.com.

## 26 TONY CREECY – CREEC see

RUNNING BACK  
5-11 ... 210 ... RS - JUNIOR  
DURHAM, N.C. ... SOUTHERN



**In 2013:** Should battle for the starting job at running back in fall camp, he was the starter at the end of spring drills, leading the team with 75 rushing yards in the Kay Yow Spring Game ... Elected to serve on the team's Leadership Council for 2013.

**In 2012:** Starting tailback in eight of the 11 games in which he played, he was hampered by a foot injury late in the season ... Team's second-leading rusher with 476 yards ... Limited at Clemson and out against BC with the foot injury, he missed the Citadel game with another injury ... Posted the first 100+ yard rushing outing of his career at Miami with 120 yards on 19 carries ... The team's fifth-leading receiver with 34 catches for 182 yards.

**In 2011:** The Wolfpack's backup tailback for most of the season ... Played a season-high 51 snaps in the comeback win over Maryland, rushing for 49 yards on 14 carries and catching eight passes for 52 yards to tie for the team lead ... Two were for touchdowns ... Rushed for a season-high 65 yards and a score in the win over No. 7 Clemson.

**In 2010:** Redshirted the season at running back ... Named the offensive scout team player of the week for the North Carolina game.

**Prep:** Played for coach Adrian Jones at Southern High School ... A SuperPrep All-American, that publication tabbed him as the state's ninth-best player ... Caught 47 passes for 777 yards and eight touchdowns as a senior ... Tallied 206 yards rushing ... Finished his junior season with 48 receptions for 863 yards and five touchdowns ... Also rushed 22 times for 200 yards and three scores ... Earned all-conference and All-Herald Sun as a junior ... Named to PrepStar's Top 150 Dream Team ... Also played basketball, baseball and ran track.

### 2011 CREECY GAME BY GAME STATS

Opponent	PI	Att	Yds	TD	Lg	Rec-Yds	TD	LG
Liberty	1	1	7	0	7	0-0	-	-
@ WFU		Did Not Play						
S. Alabama	5	3	15	0	7	0-0	-	-
@ Cinc.	7	2	(1)	0	2	0-0	-	-
Ga. Tech	23	12	77	0	27	0-0	-	-
C. Michigan	39	16	61	0	16	2-18	0	10
@ Virginia	28	9	28	0	16	7-42	1	14
@ FSU	24	10	27	0	27	0-0	0	0
UNC	29	10	23	0	11	1-2	0	2
@ BC	26	7	15	0	6	5-27	0	12
Clemson	27	15	65	1	10	2-16	0	10
Maryland	51	14	49	0	9	8-52	2	20
#Louisville	5	4	16	0	8	0-0	0	-

# - Belk Bowl, Charlotte, N.C.

### 2012 CREECY GAME BY GAME STATS

Opponent	PI	Rsh	Yds	TD	Lg	Rec-Yd	TD	LG
*Tennessee	25	10	48	1	16	1-0	0	1
@ Conn 12	6	14	0	8	2-6	0	6	-
*S. Alabama	42	15	68	1	13	5-28	0	12
Citadel		Did Not Play - Injured						
*@ Miami	40	19	120	1	43	3-16	1	8
*Florida State	48	14	34	0	8	7-38	0	13
*@ Maryland	56	17	35	0	6	1-(3)	0	(3)
*@ UNC 56	14	66	0	14	3-23	0	15	
*Virginia 34	7	13	0	5	4-21	0	11	
*W. Forest	34	14	36	1	9	1-(4)	0	(4)
@ Clemson	5	2	-1	0	-1	1-6	0	6
Boston College		Did Not Play - Injured						

#Vanderbilt 25 9 43 1 11 6-50 0 17

# - Music City Bowl, Nashville, Tn.

### CREECY CAREER STATS

Year	GP-GS	PI	Rush	Yds	TD	LG	Rec-Yds	TD	LG
2011	12-0	265	103	401	1	27	25-157	3	20
2012	11-8	377	127	476	5	43	34-182	1	17
Totals	23-8	642	230	877	6	43	59-339	4	20

## 78 ROB CRISP

OFFENSIVE TACKLE  
6-7 ... 298 ... SENIOR  
RALEIGH, N.C. ... ATHENS DRIVE



**In 2013:** Starter at left tackle heading into the season ... Elected to serve on the team's Leadership Council for 2013.

**In 2012:** The starting left tackle heading into the season, he injured his lower back in the season opener versus Tennessee and missed the next five contests ... Was hampered by the injury all season, but was back in the starting lineup in the last seven games.

**In 2011:** Saw action in every game of the 2011 season at right tackle, he started the Boston College and Louisville contests ... In for a season-high 66 snaps in the win over North Carolina ... Did not allow a sack.

**In 2010:** Started the season opener at left tackle and was in for a season-high 62 snaps in that contest ... Played mainly special teams during the second half of the season, but was in for 122 snaps for the year, giving up just one sack.

**Prep:** Considered the second-best offensive tackle in the nation by Rivals.com and the 13th best player overall ... Rated as a five-star recruit by Scout.com ... Ranked as the fifth-best offensive tackle by ESPN.com ... Named to the 2010 Parade All-America Team ... Ranked as the second-best prospect in North Carolina by Rivals.com ... Selected to the 2009 EA SPORTS All-American team ... A SuperPrep All-American, that publication named him the state's second-best player ... Selected to the Army All-American team ... Started at right tackle for the East team at the 2010 U.S. Army All-American Bowl ... Named to the 2009 NCPreps.com 4A all-state football team ... Named to PrepStar's Top 150 Dream Team ... Selected to the North Carolina AP all-state team ... Recorded 75 pancake blocks during senior season ... Played for coach Jeff Smouse at Athens Drive High School as a senior.

### 2012 CRISP GAME BY GAME STATS

Opponent	PI	Sk
*Tennessee	66	0
*@ Maryland	63	0
*@ UNC	85	0
*Virginia	72	1
*W. Forest	85	2
*@ Clemson	88	2
*Boston College	71	0
*#Vanderbilt	76	0

# - Music City Bowl, Nashville, Tn.

### CRISP CAREER STATS

Year	GP-GS	PI	Sk
2010	13-1	122	1
2011	13-2	413	0
2012	8-8	606	5
Totals	34-11	1,141	6




**46 DREW DAVIS**

LINEBACKER

6-3 ... 232 ... RS - FRESHMAN

RALEIGH, N.C. ... BROUGHTON



**In 2012:** Red-shirted the season ... Listed as the backup at weakside linebacker heading into fall camp.

**Prep:** Played at local Broughton High School ... Named all-conference his final three seasons ... As a senior, recorded over 150 tackles, four forced fumbles and one interception ... Named his conference's co-defensive player of the year.

**98 A.J. FERGUSON**

DEFENSIVE TACKLE

6-2 ... 301 ... SENIOR

SOUTHPORT, N.C. ... S. BRUNSWICK



**In 2013:** Listed as the backup at nose tackle heading into fall camp.

**In 2012:** Saw action in the last 11 games of the season as a reserve defensive end.

**In 2011:** Saw action in seven games, he missed two due to a knee injury ... In for a career-high 31 snaps in the opener versus Liberty, he tallied his first career sack in that contest.

**In 2010:** Saw action in three contests at defensive tackle, he was in for a season-high 25 snaps in the season opener with Western Carolina ... Enrolled at NC State in January of 2010 and went through winter workouts with the team.

**Prep:** Originally signed with the Pack in 2009, but spent that season at Fork Union Military Academy ... Named to the USA Football Junior National squad that represented the United States in the first IFAF Junior World Championship in Canton, Ohio, during the summer of 2009 ... A four-year starter at South Brunswick High School for Coach Gordon Walters, he recorded 90 tackles, including 20 for loss, and 10 sacks during his senior season ... Scored three touchdowns on defense as a senior ... Also played tight end, pulling down 10 receptions and four touchdowns in 2008 ... Named all-conference in 2008 and 2007 ... Led South Brunswick in sacks for three seasons (2006-08) ... Named to the All-Atlantic Region Class of 2009 by Prep Star ... Also ran track in the 100 and 200-meter events.

**2012 FERGUSON GAME BY GAME STATS**

Opponent	Pl	Ht	Ast	Tot	TFL	PBU	QP	CF/RF
Tennessee	Did Not Play							
@ Conn	Did Not Play							
S. Alabama	19	1	1	2	1-5	1-5	-	-
Citadel	21	1	1	2	-	-	-	-
@ Miami	23	0	0	0	-	-	-	-
Florida State	2	0	0	0	-	-	-	-
@ Maryland	14	2	0	2	-	-	-	-
@ UNC	9	0	0	0	-	-	-	-
Virginia	16	1	0	1	-	-	-	-
W. Forest	25	0	0	0	-	-	4	-
@ Clemson	29	0	0	0	-	-	-	-
Boston College	22	0	2	2	-	-	-	-
#Vanderbilt	14	0	2	2	-	-	-	-

# - Music City Bowl, Nashville, Tenn.

**FERGUSON CAREER STATS**

Year	GP-GS	Pl	Ht	Ast	Tot	TFL	Sk	QP
2010	3-0	33	1	1	2	-	-	-
2011	7-0	104	4	3	7	1-2	1-2	-
2012	11-0	194	5	6	11	1-5	1-5	4
Totals	21-0	331	10	10	20	2-7	2-7	4

**50 CAMERON FORDHAM**

OFFENSIVE GUARD

6-2 ... 284 ... RS - JUNIOR

DULUTH, GA. ... NORTHVIEW/LSU



**In 2013:** Backup right guard on the preseason depth chart.

**In 2012:** Reserve guard who started on the right side in the win over No. 3 Florida State, he saw action as a reserve in seven other games.

**In 2011:** Transferred to NC State from LSU, the NCAA granted a waiver that made him eligible to compete just a few games into the season ... Saw action in two contests at center, playing five snaps in the win over No. 7 Clemson and 22 in the Belk Bowl win over Louisville.

**In 2010:** Red-shirted the season at LSU.

**Prep:** A blocking tight end at Northview High in Georgia ... Recorded six receptions for 70 yards as a senior and 76 tackles and seven sacks while playing defensive end as a junior ... Competed in the Offense-Defense All-American Bowl ... Father played offensive line at LSU.

**FORDHAM CAREER STATS**

Year	GP-GS	Ply	Sk
2011	2-0	27	0
2012	8-1	120	1
Totals	10-1	147	1

**49 ZACH GENTRY**

LINEBACKER

6-1 ... 230 ... RS - SENIOR

RALEIGH, N.C. ... LEESVILLE RD.



**In 2013:** Listed as the No. 2 middle linebacker heading into fall workouts ... Elected to serve on the team's Leadership Council for 2013.

**In 2012:** Tied as the team leader in special teams tackles - he also led the team in 2011 ... Saw action from scrimmage in two contests ... Team leader in special teams snaps ... Former walk-on who earned a scholarship heading into the 2012 campaign ... An Academic All-ACC performer.

**In 2011:** Team leader in special teams tackles with 15, he ranked second in special teams snaps with 188 for the season ... Did not see action from scrimmage ... Played in all 13 games ... Named the defensive scout team player of the week for the North Carolina game.

**In 2010:** Played in all 13 games, all on special teams ... Had 15 total tackles, including eight solo stops, good for second-most among all special teams players ... Was fifth on the team in special teams snaps with 195.

**In 2009:** Spent the season on the scout team at halfback.

**Prep:** Lettered for four years at Leesville Road High School ... As a senior, rushed for 1,300 yards and 14 scores ... On defense, picked off 10 passes ... Posted 1,011 all-purpose yards ... Younger brother of former starting fullback, Taylor Gentry, and older brother of Wolfpack sophomore women's soccer player Caroline Gentry.

#### GENTRY CAREER STATS

Year	GP-GS	PI	Ht	Ast	Tot
2010	13-0	0	8	7	15
2011	13-0	0	8	7	15
2012	12-0	5	4	4	8
Totals	38-0	5	20	18	38

## 70 CARLOS GRAY

DEFENSIVE TACKLE  
6-3 ... 296 ... RS - SOPHOMORE  
PINSON, ALA. ... PINSON VALLEY/OAK RIDGE



**In 2012:** Reserve defensive tackle who saw action in 11 games, he missed the UConn and South Alabama games with an injury ... Earned his only career start vs. Miami, he was in for a season-high 32 snaps in that contest.

**In 2011:** Red-shirted the season and did not participate in spring drills.

**Prep:** Spent the 2010 season at Oak Ridge Military Academy under coach Otis Yelverton ... Was a three-year starter at Pinson Valley HS at defensive tackle under coach Matt Glover ... Also played along the offensive line ... Was considered one of the top 50 players in Alabama by TideSports.com ... Posted 42 tackles, eight tackles for loss and five sacks as a senior ... Also played basketball and competed in the shot put in track.

#### 2012 GRAY GAME BY GAME STATS

Opponent	PI	Ht	Ast	Tot	TFL	PBU	QP	CF/RF
Tennessee	4	0	0	0	-	-	-	-
@ Conn	Did Not Play - Injured							
S. Alabama	Did Not Play - Injured							
Citadel 19	3	1	4	-	-	-	-	-
*@ Miami	32	1	0	1	-	-	-	-
Florida St.10	0	0	0	-	-	-	-	-
@ Maryland	14	0	0	0	-	-	-	1
@ UNC 4	0	0	0	-	-	-	-	-
Virginia 23	1	0	1	-	-	-	-	-
W. Forest 19	3	0	3	0.5-1	-	-	0/1	-
@ Clemson	16	0	0	0	-	-	-	-
Boston College	12	1	1	2	-	-	-	-
#Vanderbilt	11	0	1	1	-	-	-	-

# - Music City Bowl, Nashville, Tn.

#### GRAY CAREER STATS

Year	GP-GS	PI	Ht	Ast	Tot	TFL	Sk	QP	CF/RF
2012	11-1	164	9	3	12	0.5-1	-	1	0/1

## 31 D.J. GREEN

LINEBACKER  
6-4 ... 228 ... SENIOR  
MACON, GA. ... WESTSIDE



**In 2013:** Starting strong side linebacker ... Elected to serve on the team's Leadership Council for 2013.

**In 2012:** Ineligible to compete in 2012, he practiced with the team.

**In 2011:** Moved from safety to the strongside linebacker position for 2011 spring drills ... Started the first six games of the season at that new position before suffering an abdominal injury and missing the Virginia contest ... Came back and started versus Florida State, then injured his foot and missed the remainder of the year following surgery ... In for 414 snaps and tallied 33 tackles, including five stops behind the line of scrimmage ... Picked off his first career pass in the opener vs. Liberty.

**In 2010:** Quickly earned a spot as one of the Wolfpack's top special teams players, his 237 special teams snaps ranked second on the team ... Also saw action from scrimmage as a safety in eight contests, including a season-high 29 snaps against Boston College ... Made six tackles in that contest and also scored a touchdown when he fell on a blocked punt.

**Prep:** Lined up at both safety positions for coach Sheddric Risper at Westside High School ... Listed as a three-star recruit by Rivals.com and Scout.com ... Intercepted three passes during his senior campaign ... Recorded 85 tackles, four interceptions and four fumble recoveries as a junior ... Named all-region, all-state, All-Bibb County and all-Middle Georgia for his efforts as a junior and senior.

#### 2010 GREEN GAME BY GAME STATS

Opp.	PI	Hit	Ast	Tot	TFL-Yd	Sk-Yds	QP	FC/FR	PBU
WCU	15	2	1	3	-	-	-	-	-
@ UCF	Special Teams Only								
CIN	0	0	1	1	-	-	-	-	-
@ GT	4	1	0	1	-	-	-	-	-
VT	Special Teams Only								
BC	29	5	1	6	-	-	-	-	-
@ ECU	4	0	1	1	-	-	-	-	-
FSU	3	0	1	1	-	-	-	-	-
@ Clem.	0	0	2	2	-	-	-	-	-
WF	8	0	2	2	-	-	-	-	-
@ UNC	2	0	1	1	-	-	-	-	-
@ Md.	Special Teams Only								
#WVU	11	0	0	0	-	-	-	-	-

# - Champs Sports Bowl, Orlando, Fla.

#### 2011 GREEN GAME BY GAME STATS

Opp.	PI	Hit	Ast	Tot	TFL-Yd	Sk-Yds	QP	FC/FR	PBU
*Liberty	72	3	2	5	-	-	-	-	-
*@ WFU	68	6	0	6	-	-	-	-	-
*S. Alabama	64	3	2	5	1-1	-	-	-	-
*@ Cinc.	76	4	2	6	2-4	-	-	-	-
*Ga. Tech	62	3	1	4	1-5	-	-	-	-
*C. Michigan	57	3	3	6	1-1	1-1	-	-	1
@ Virginia	Did Not Play - Injured								
*@ FSU	15	1	0	1	-	-	-	-	-
UNC	Did Not Play - Injured								
@ BC	Did Not Play - Injured								
Clemson	Did Not Play - Injured								
Maryland	Did Not Play - Injured								
#Louisville	Did Not Play - Injured								

# - Belk Bowl, Charlotte, N.C.

## GREEN CAREER STATS

Year	GP-GS	PI	Hit	Ast	Tot	TFL-YD	Sk-Yd	PBU
2010	13-0	76	8	10	18	-	-	-
2011	7-7	414	23	10	33	5-11	1-1	1
Totals	20-7	490	31	20	51	5-11	1-1	1

**86 DAVID GRINNAGE** – GRIN edge

TIGHT END  
6-5 ... 257 ... RS - FRESHMAN  
NEWARK, DEL. ... NEWARK



**In 2012:** Backup tight end heading into 2013, he red-shirted the 2012 season ... Named Offensive Scout Team Player of the Week for the South Alabama contest.

**Prep:** Played at Newark High School for coach Butch Simpson ... Team posted a 12-1 record, including 8-0 in conference during his senior season, falling in the state championship game ... Also saw time at wide receiver and linebacker ... Finished with 43 catches for 590 yards and six touchdowns ... Also had 71 tackles and two interceptions on defense ... Earned first-team all-state honors as a tight end ... Named all-conference as both a TE and DE ... Blue/Gold all-star selection ... Earned second-team all-conference honors at defensive end as a junior ... Earned second-team all-conference honors on the baseball diamond at designated hitter ... Earned all-conference academic honors ... Rated the No. 21 tight end nationally by scout.com ... Ranked the No. 2 player in Delaware by rivals.com.

**84 CHARLIE HEGEDUS** – HEGG eh dus

WIDE RECEIVER  
6-2 ... 200 ... SOPHOMORE  
MARIETTA, GA. ... LASSITER



**In 2012:** An Academic All-ACC performer ... Only of only two true freshmen to start a game for the Wolfpack in 2012, he got the nod in the regular season finale when the Pack opened with three wideouts ... Caught his first career touchdown at UNC, he had nine grabs for the season.

**Prep:** Played at Lassiter High School for coach Jep Irwin ... Totaled 69 catches for 1,156 yards and 12 touchdowns as a senior ... Earned all-county honors ... Team advanced to the state semifinals ... Prep teammate of Wolfpack defensive back Niles Clark ... Also ran the 100 and 200-meter dash for the track team, winning the Region 5-A AAAA 100 meters ... Played in the Georgia North-South game.

## 2012 HEGEDUS GAME BY GAME STATS

Opponent	PI	Rec	Yds	TD	LG	Tennessee	20
1	7	0	7				
@ Conn	19	1	11	0	11		
S. Alabama	12	0	0	0	-		
Citadel	15	0	0	0	--		
@ Miami	19	0	0	0	0		
Florida St.	15	1	6	0	6		
@ Maryland	15	2	14	0	9		
@ UNC	14	1	32	1	32		
Virginia	20	0	0	0	-		
W. Forest	26	1	12	0	12		
@ Clemson	23	1	5	0	5		
*Boston Coll.	20	1	29	0	29		
#Vanderbilt	18	0	0	0	-		

# - Music City Bowl, Nashville, Tenn.

## HEGEDUS CAREER STATS

Year	GP-GS	PI	Rec	Yds	TD	LG
2012	13-0	235	9	116	1	32

**41 MILTON HALL**

RUNNING BACK  
5-9 ... 193 ... RS - JUNIOR  
BURLINGTON, N.C. ... WILLIAMS



**In 2012:** Rushed for 40 yards on five carries in the contest against The Citadel, both of which were career-highs ... Had a 14-yard rush in that game ... Also saw action against Wake Forest gaining nine yards on two carries.

**In 2011:** Walked-on to the team during spring practice, did not see action in the fall.

**Prep:** Attended W. M. Williams High School where he played for Scott Frazier ... Missed his senior campaign with an injury.

## HALL CAREER STATS

Year	GP-GS	PI	Rush	Yds	TD	LG	Rec-Yds	TD	LG
2012	2-0	13	7	49	0	9	0-0	-	-

**91 K'HADREE HOOKER** – kuh HAHd ray

DEFENSIVE TACKLE  
6-0 ... 307 ... RS - FRESHMAN  
KINSTON, N.C. ... SOUTH LENOIR



**In 2012:** Red-shirted the season, he is listed as the backup at defensive tackle heading into fall camp.

**Prep:** Played at South Lenoir High School for coach Kevin Wilson ... Played both defensive tackle and defensive end as a senior ... Also saw action on offense at tackle and guard ... Blocked 10 field goals or extra points on the year ... Team captain ... Named the Kinston Free Press Defensive Player of the Year as a junior ... Also competed for the track & field team ... Played in the 2011 Shrine Bowl and recorded three tackles ... Rated the No. 29 defensive tackle nationally by scout.com ... Ranked as the No. 19 recruit in North Carolina by rivals.com.

**25 DONTAE JOHNSON** – DAWN tay

CORNERBACK  
6-2 ... 195 ... SENIOR  
PENNINGTON, N.J. ... PENNINGTON PREP



**In 2013:** Starting left cornerback.

**In 2012:** Moved to cornerback in the preseason after playing safety in 2011 ... Matched up against the ACC's leading receiver, Mike Campanero, in the win over Wake Forest, holding him to five catches for 14 yards ... Named the ACC Defensive Back of the Week for that performance ... Teamed with David Amerson to make up the tallest pair of starting CBs in the country ... Had a huge game in the win over No. 3 Florida State, with six tackles and a 15-yard sack.

**In 2011:** The Pack's nickel back, he started two games at linebacker when the Pack was in a 4-2-5 lineup ... Earned the starting nod in the wins over No. 7 Clemson and the regular season finale versus Maryland ... Saw action in every game of the season, playing a sea-

son-high 58 snaps in the Clemson victory ... Tallied three sacks for the season, all came in the last four games ... A member of the university's Pack's Pact Program, which encourages campus leadership and networking.

**In 2010:** Backup at the field safety spot, he saw action in every game but the Florida State contest ... In for a season-high 62 snaps at East Carolina, his eight tackles in that contest were also his best ... Started the win over Boston College, he was one of just five true freshmen to get the starting nod in 2010.

**Prep:** Played safety for coach Jerry Eure at Pennington Prep ... Considered the sixth-best prospect in the state ... A first-team New Jersey all-prep performer ... Recorded 108 tackles, six interceptions and three forced fumbles during his senior campaign ... Pulled down 50 passes for 600 yards and 13 touchdowns as a receiver ... Had 100-yard kickoff return for touchdown ... Also played AAU basketball for Team NJABC.

#### 2012 JOHNSON GAME BY GAME STATS

Opponent	PI	Ht	Ast	Tot	TFL	SK	PBU	QP	CF/RF	Int
*Tennessee	79	4	4	8	-	-	-	-	-	-
*@ Conn	64	4	1	5	-	-	1	-	-	-
*S. Alabama	58	5	1	6	-	-	-	-	-	-
*Citadel	47	0	0	0	-	-	-	-	-	-
*@ Miami	72	4	1	5	1-2	-	-	-	-	-
*Florida St.	66	5	1	6	1-15	1-15	-	-	-	-
*@ Maryland	83	6	1	7	-	-	-	1	-	-
*@ UNC	87	8	0	8	1-1	-	-	-	-	-
*Virginia	81	8	1	9	-	-	-	-	-	-
*W. Forest	55	5	0	5	1-3	-	-	2	1/0	-
*@ Clemson	103	9	2	11	-	-	-	-	-	-
*Boston Coll.	74	2	3	5	0.5-3	-	-	1	-	-
*#Vanderbilt	65	2	3	5	-	-	-	3	-	-

# - Music City Bowl, Nashville, Tn.

#### JOHNSON CAREER STATS

Year	GP-GS	PI	Hit	Ast	Tot	TFL-YD	Sk-Yd	PBU	QP	CF/RF
2010	12-1	234	16	9	25			1	-	-
2011	13-2	407	19	11	30	3-25	3-25	3	-	-
2012	13-13	934	62	18	80	4.5-24	1-15	4	4	1/0
Totals	38-16	1,575	97	38	135	7.5-49	4-40	8	4	1/0

### 73 ANDY JOMANTAS — *joe MAN tus*

OFFENSIVE TACKLE  
6-7 ... 295 ... RS - JUNIOR  
DAYTON, OHIO ... CHAMINADE-JULIENNE



**In 2013:** Listed as the backup at right tackle heading into fall camp.

**In 2012:** Reserve guard who saw action in 11 games, including action from scrimmage in seven contests ... In for a high of 33 snaps against The Citadel.

**In 2011:** Played in 10 games, seeing most of his action on special teams ... Played from scrimmage in four contests, including three of the first four games of the season ... In for a season-high seven snaps at Cincinnati.

**In 2010:** Redshirted the season ... Named the offensive scout team player of the week for the Western Carolina game.

**Prep:** Competed on the offensive and defensive line for coach Andy Helms of Chaminade-Julienne Catholic High School ... Rated as a three-star recruit by Scout.com ... Recognized as his team's lineman of the year ... Named the Greater Catholic League North Co-Offensive Lineman of the Year ... A first-team All-GCL North and All-Southwest Ohio performer ... Ohio all-state honorable mention ... Made second-team All-GCL North as a junior ...

Selected to play in the Ohio North/South All-Star game ... Selected to represent Ohio in the Big 33 game.

#### JOMANTAS CAREER STATS

Year	GP-GS	PI
2011	10-0	18
2012	11-0	64
Totals	21-0	82

### 20 HAKIM JONES — *hah KEEM*

SAFETY  
6-2 ... 198 ... RS - SOPHOMORE  
HENDERSON, N.C. ... SOUTHERN VANCE



**In 2013:** Listed as the starter at strong safety heading into preseason camp.

**In 2012:** Reserve safety who saw action in all 13 games, from scrimmage in nine contests ... Picked off his first career pass in the win over South Alabama.

**In 2011:** Red-shirted the season ... Named the defensive scout team player of the week for the South Alabama game.

**Prep:** A three-star prospect according to Rivals.com ... Played at safety and wide receiver ... Named 3-A player of the year as a senior ... Spent three seasons on the varsity squad at Southern Vance under coach Mark Perry ... Collected 74 tackles, 44 solos, seven interceptions and 28 pass breakups on defense as a senior ... On offense he snatched 31 passes for 500 yards and five touchdowns ... Ran two punts back for touchdowns, averaging 18.4 yards per return on the year ... Older brother, Ernest, lettered for the Wolfpack at linebacker.

#### JONES CAREER STATS

Year	GP-GS	PI	Hit	Ast	Tot	TFL-YD	Sk-Yd	PBU	Int
2012	13-0	57	5	5	10	0	0	1	1-0

### 22 J.J. JONES

DEFENSIVE BACK  
6-3 ... 199 ... RS - FRESHMAN  
LITHONIA, GA. ... MARTIN LUTHER KING



**In 2012:** Red-shirted the season ... Named the Defensive Scout Team Player of the Week for The Citadel game.

**Prep:** Played at Martin Luther King High School for coach Mike Carson ... Team posted a 12-2 mark, including 7-0 in conference before falling in the state 5A playoffs ... As a senior, had 49 tackles, 33 of them solo, an interception, one forced fumble and a fumble recovery that he returned for a touchdown ... Also played guard on the basketball team, averaging 13 points as a junior.



**58 JACOB KAHUT** –kah HOOT

DEFENSIVE TACKLE

6-5 ... 273 ... RS - SENIOR

WAKE FOREST, N.C. ... WAKE FOREST-ROLESVILLE/CAMPBELL



**In 2012:** Missed the season with a knee injury.

**In 2011:** Walk-on who saw action on both sides of the ball at Cincinnati, playing seven snaps on the offensive line and 13 on the defensive line ... Saw action in four games, he was also in for a dozen snaps versus Georgia Tech.

**In 2010:** Transferred to NC State from Campbell, he spent the season as a defensive end on the scout team.

**In 2009:** Played in all 11 games as a freshman for the Camels, he recorded 27 tackles, including 17 solo stops.

**Prep:** A three-year varsity football letter winner at Wake Forest- Rolesville ... Named academic all-conference three times ... Earned first-team All-CAP 7 honors as a senior ... Helped lead his team to a conference title in each of his final three seasons, winning 32 games ... Also played tight end, totalling six catches for 102 yards and two touchdowns as a senior ... Named team MVP as a senior ... Also lettered in basketball for three years, serving twice as a team captain and earning all-conference honors as a senior.

**KAHUT CAREER STATS**

Year	GP-GS	PI	Hit	Ast	Tot
2011	4-0	33	1	0	1

**56 BRYCE KENNEDY**

OFFENSIVE GUARD

6-3 ... 302 ... RS - FRESHMAN

SOUTHERN PINES, N.C. ... PINECREST



**In 2012:** Graduated high school early and enrolled at NC State for the 2012 spring semester ... Red-shirted the season ... Named the Offensive Scout Team Player of the Week for the Virginia game.

**Prep:** Played on both the offensive and defensive lines at Pinecrest High School ... Played for coach Chris Metzger ... Helped team reach the NCHSAA 4-AA state playoffs as a senior ... Played in the 2011 Shrine Bowl ... Ranked the No. 23 offensive guard nationally by rivals.com and the No. 22 player in North Carolina.

**75 T.Y. MCGILL**

DEFENSIVE TACKLE

6-1 ... 293 ... JUNIOR

JESUP, GA. ... WAYNE COUNTY



**In 2013:** Listed as the starter at defensive tackle on the preseason depth chart.

**In 2012:** Started 10 games at defensive tackle, his top game was in the win at Maryland ... Tallied a season-high eight total tackles and two huge sacks for a loss of 16 yards against the Terrapins ... He was named the ACC Defensive Lineman of the Week for that performance.

**In 2011:** Only true freshman to start a game for the Pack in 2011, he got the nod in the win at Virginia ... Gained valuable experience while in for 243 snaps as a rookie ... In for a season-high 41 snaps at Cincinnati, he tallied a season-high four tackles, including a six-yard sack, in that contest.

**Prep:** Named all-region as a junior and senior for coach Jody Grooms at Wayne County HS ... Selected to play in the 2010 Georgia North/South all-star game ... Registered 10 sacks as a senior ... Served as team captain ... Named defensive player of the year in the region by "The Game" magazine ... Voted by his teammates as team MVP ... Served as captain of Wayne County's basketball team.

**2012 MCGILL GAME BY GAME STATS**

Opponent	PI	Ht	Ast	Tot	TFL	SK	PBU	QP	CF/RF	Int
*Tennessee	32	1	3	4	-	-	-	-	-	-
*@ Conn	41	3	0	3	2-11	-	-	2	-	-
*S. Alabama	33	1	0	1	1-11	1-11	-	1	-	-
*Citadel	28	0	2	2	-	-	-	-	-	-
*@ Miami	39	2	2	4	-	-	-	-	-	-
Florida State	35	2	1	3	2-3	-	-	2	-	-
*@ Maryland	32	6	2	8	2-16	2-16	-	-	-	-
@ UNC	70	2	0	2	-	-	-	-	-	-
*Virginia	47	2	1	3	1-16	1-16	-	-	-	-
W. Forest	21	2	3	5	1-4	-	-	1	-	-
*@ Clemson	63	1	3	4	-	-	-	-	-	-
*Boston Coll	46	2	2	4	-	-	-	2	-	-
*#Vanderbilt	36	3	4	7	1.5-7	1-6	-	-	-	-

# - Music City Bowl, Nashville, Tenn.

**MCGILL CAREER STATS**

Year	GP-GS	PI	Ht	Ast	Tot	TFL	Sk	QP
2011	13-1	243	15	4	19	1-6	-	0
2012	13-10	482	27	23	50	10.5-68	5-49	7
Totals	26-11	725	42	27	69	11.5-74	5-49	7

**19 MAURICE MORGAN**

WIDE RECEIVER

6-2 ... 226 ... RS - SOPHOMORE

LAGRANGE, N.C. ... N. LENOIR



**In 2013:** Backup at flanker on the preseason depth chart.

**In 2012:** Reserve wideout, he saw action in all 13 games, playing mainly on special teams ... Played at wideout in seven contests, he did not catch a pass.

**In 2011:** Red-shirted the season.

**Prep:** Played running back, wide receiver, safety and returned kicks in a single game as a senior at North Lenoir HS under coach Calvin Sutton ... In that game, he tallied 134 yards rushing, a 35-yard kickoff return, a 31-yard punt return, a 42-yard touchdown catch and two rushing touchdowns ... A three-sport athlete at North Lenoir, also competed in track and basketball.

**MORGAN CAREER STATS**

Year	GP-GS	PI	Rec	Yds	TD	LG
2012	13-0	41	0	0	0	-

## 5 RODMAN NOEL – NOE ell

LINEBACKER  
6-4 ... 215 ... JUNIOR  
EVERETT, MASS. ... MILFORD ACADEMY



**In 2013:** Listed as the backup at strongside linebacker.

**In 2012:** Starter at strongside linebacker in five games, he saw decreased action over the course of the season as the Pack played more nickel defense ... Tallied seven tackles for loss but none after game five.

**In 2011:** Saw action in 11 games with all of his snaps coming on special teams.

**Prep:** At Milford under coach Bill Chaplick, recorded 41 tackles, seven pass breakups and blocked two field goals ... Picked off four passes, returning one for a score ... Led Everett HS to a Greater Boston League title and a playoff berth as a senior ... A four-star prospect by Rivals.com ... Tabbed as the seventh-best prep school player in the country by Rivals.com ... Was nominated for the 2009 Army All-American Bowl ... Was also a high school basketball standout ... Brother, Jim, was a starting defensive back at Boston College and brother, Nerlens, was a first-round NBA draft pick in 2013.

### 2012 NOEL GAME BY GAME STATS

Opponent	PI	Ht	Ast	Tot	TFL	SK	PBU	QP	CF/RF	Int
Tennessee	4	1	0	1	1-6	-	-	-	-	-
@ Conn	47	3	3	6	1-4	-	-	-	-	-
*S. Alabama	16	2	0	2	1-6	1-6	-	-	-	-
*Citadel	42	4	4	8	2-4	-	-	-	-	-
*@ Miami	45	7	2	9	2-3	-	1	-	-	-
Florida St.	31	2	2	4	-	-	-	-	-	-
*@ Maryland	21	2	0	2	-	-	-	-	-	-
@ UNC	Special Teams Only									
*Virginia	48	2	1	3	-	-	-	-	-	-
W. Forest	9	0	1	1	-	-	-	-	-	-
@ Clemson	Special Teams Only									
Boston Coll	10	0	2	2	-	-	-	1	-	-
#Vanderbilt	0	0	0	0	-	-	-	-	-	-

# - Music City Bowl, Nashville, Tn.

### NOEL CAREER STATS

Year	GP-GS	PI	Ht	Ast	Tot	TFL	Sk	PBU
2011	11-0	0	0	0	0	0-0	0-0	0
2012	13-5	273	23	15	38	7-23	1-6	1
Totals	24-5	273	23	15	38	7-23	1-6	1

## 95 ART NORMAN

DEFENSIVE END  
6-0 ... 243 ... RS - JUNIOR  
STONE MOUNTAIN, GA. ... CHAMBLEE



**In 2013:** Should battle for a starting job at field end in 2013 ... Elected to serve on the team's Leadership Council for 2013.

**In 2012:** Pass rushing end who tallied 28 quarterback pressures last season and has 58 in his career ... Had 5.5 sacks in 2012, tied for the highest mark on the team, even though he came off the bench in eight games.

**In 2011:** Registered twice as many quarterback pressures as any Pack defender with 30 for the season ... Started eight games at defensive end, his seven sacks led the team ... Tallied 10 total tackles for loss, the third-best mark on the squad ... Had a huge game in the win

over No. 7 Clemson with three sacks for a loss of 16 yards and a caused fumble that led to a Wolfpack score ... Named to the 2011-12 ACC Academic Honor Roll.

**In 2010:** Redshirted the season ... A two-time defensive scout team player of the week, he earned that accolade for the Western Carolina and North Carolina contests.

**Prep:** Played three years of varsity football for coach Michael Collins at Chamblee High School ... Recorded 57 tackles, including 18 for loss and seven sacks, during his senior year ... Forced three fumbles and recovered one ... Boasted 65 tackles, 18 tackles for loss and 10 sacks as a junior ... As a sophomore, tallied 59 tackles including 16 for loss.

### 2012 NORMAN GAME BY GAME STATS

Opponent	PI	Ht	Ast	Tot	TFL	SK	PBU	QP	CF/RF	Int
Tennessee	51	2	1	3	-	-	-	2	-	-
@ Conn	24	1	1	2	-	-	-	3	-	-
S. Alabama	23	1	2	3	1-1	-	-	3	-	-
Citadel	21	1	1	2	-	-	-	1	-	-
@ Miami	42	2	0	2	1-1	-	-	6	-	-
*Florida St.	47	0	0	0	-	-	-	3	-	-
@ Maryland	59	2	1	3	1-7	1-7	-	2	-	-
*@ UNC	53	5	0	5	1-8	1-8	-	3	-	-
Virginia	48	3	0	3	-	-	-	-	-	-
*W. Forest	35	3	0	3	2.5-24	2.5-24	-	4	1/0	-
@ Clemson	51	6	0	6	-	-	-	-	-	-
*Boston Coll.	52	2	0	2	2-8	1-3	-	1	-	-
*#Vanderbilt	40	1	1	2	-	-	-	-	-	-

# - Music City Bowl, Nashville, Tn.

### NORMAN CAREER STATS

Year	GP-GS	PI	Ht	Ast	Tot	TFL-YD	Sk-YD	QP	PBU	CF
2011	13-8	504	17	10	27	10-55	7-44	30	1	1
2012	13-5	546	29	7	36	8.5-49	5.5-42	28	0	1
Totals	26-13	1,050	46	17	63	18.5-104	12.5-86	58	2	

## 88 QUINTIN PAYTON

WIDE RECEIVER  
6-4 ... 211 ... RS - SENIOR  
ANDERSON, S.C. ... T.L. HANNA



**In 2013:** The Pack's top returning receiver, he is the starter at the "X" spot ... Elected to serve on the team's Leadership Council for 2013.

**In 2012:** Tallied 798 receiving yards, 14th-best in school history ... Was placed on the midseason 'watch' list for the Biletnikoff Award ... Led the team in catches with 51 and in receiving yards with 798... Scored his first career touchdown in the win over South Alabama ... Tallied 129 yards on four receptions in the season opener, that was the highest receiving-yards output for a Pack player since Owen Spencer's 138-yard game against Wake Forest on Nov. 13, 2010.

**In 2011:** Saw action in a dozen games, playing 259 snaps ... Had seven receptions as a sophomore, including the longest of his career at Boston College ... That was a 32-yarder.

**In 2010:** Suffered a finger injury in preseason practice and missed the first two games of the year ... Saw action in 97 snaps for the remainder of the season, he caught four passes on the year.

**In 2009:** Redshirted the season at wideout, he was named the offensive scout team player of the week prior to the win over Gardner-Webb.

**Prep:** Attended T.L. Hanna High School and played for Coach Kenya Fouch... As a senior, played quarterback, completing 15 of 33 passes for 284 yards and 3 TDs...Rushed 43 times



for 288 yards, caught 23 passes for 359 yards and three TDs ... Was selected to the 2008 HSSR Class AAAA All-State Offensive Team ... Selected and participated in the 2008 SCADA North-South All-Star game...2008 All Region 1 AAAA selection... A member of the Anderson County All-Area team in 2007 and 2008 ... T.L. Hanna High School's Most Valuable Offensive Player for 2008, he also won one of Hanna's Permanent Captains Award in 2007 and 2008 ... As a junior, pulled down 51 passes for 822 yards and nine touchdowns... A 2007 All-Region 1 AAAA Football Selection... Earned his school's Best Receiver Award in 2007 ... Named to Prep Star's All-Atlantic Region class of 2009 ... Also played basketball, where he was an all-tournament selection in Anderson County 2008, and ran track.

## 2012 PAYTON GAME BY GAME STATS

Opponent	PI	Rec	Yds	TD	LG
*Tennessee	57	4	129	0	49
*@ Conn	56	3	48	0	20
*S. Alabama	57	5	61	1	24
*Citadel	50	5	100	0	43
*@ Miami	60	2	83	0	73
*Florida St.	76	6	79	0	19
*@ Maryland	60	4	51	0	34
*@ UNC	70	5	52	0	16
*Virginia	51	6	49	0	14
*W. Forest	57	2	17	0	11
*@ Clemson	67	2	24	0	14
*Boston Coll.	61	4	68	1	43
*#Vanderbilt	58	3	37	0	23

# - Music City Bowl, Nashville, Tn.

## PAYTON CAREER STATS

Year	GP-GS	PI	Rec	Yds	TD	LG
2010	11-0	97	4	38	0	12
2011	12-0	259	7	107	0	32
2012	13-13	780	51	798	2	73
Totals	36-13	1,136	62	943	2	73

## 39 BRANDON PITTMAN

LINEBACKER  
6-2 ... 222 ... JUNIOR  
RALEIGH, N.C. ... LEESVILLE ROAD



**In 2013:** Listed as the starter at weak side linebacker on the preseason depth chart.

**In 2012:** Backup strong side linebacker who came off the bench in the win over South Alabama and tallied a team-best seven tackles ... Played a career-high 52 snaps at UNC ... Started the first two games of the season.

**In 2011:** One of just a few true freshmen to see action, he played in six games ... In from scrimmage at Cincinnati and versus Georgia Tech.

**Prep:** Helped lead Leesville Road to a 9-3 record and a playoff appearance during his senior season under coach David Green ... Named all-conference as a senior, taking co-defensive player of the year honors ... Made 89 tackles as a junior, including 75 solos with a sack ... Also intercepted two passes and recovered two fumbles ... Caught three passes for 45 yards and a score as a junior.

## 2012 PITTMAN GAME BY GAME STATS

Opponent	PI	Ht	Ast	Tot	TFL	SK	PBU	QP	CF/RF	Int
*Tennessee	30	0	1	1	-	-	-	1	-	-
*@ Conn	17	3	1	4	-	-	-	-	-	-
S. Alabama	39	7	0	7	2-4	1-3	1	-	1/0	-

Citadel	25	1	3	4	-	-	-	-	-	-
@ Miami	33	2	0	2	-	-	-	1	-	-
Florida St.	17	1	0	1	1-4	1-4	-	-	-	-
@ Maryland	20	2	2	4	-	-	-	1	-	-
@ UNC	52	2	2	4	-	-	-	-	-	-
Virginia	7	1	0	1	-	-	-	-	-	-
W. Forest	17	3	1	4	-	-	1	1	-	-
@ Clemson	12	2	0	2	-	-	-	-	-	-
Boston Coll	9	1	0	1	-	-	-	1	-	-
#Vanderbilt	40	5	3	8	0.5-1	-	-	-	-	-


# - Music City Bowl, Nashville, Tn.

## PITTMAN CAREER STATS

Year	GP-GS	PI	Hit	Ast	Tot	TFL	SK	CF/RF	QP	PBU
2011	6-0	5	1	6	7	-	-	-	-	-
2012	13-2	311	30	13	43	3.5-8	2-7	1/0	5	1
Totals	19-2	316	31	19	50	3.5-8	2-7	1/0	5	1

## 49 TYLER PURVIS

FULLBACK  
6-2 ... 229 ... RS - JUNIOR  
REINHOLDS, PA. ... LANCASTER CATHOLIC



**In 2012:** Backup fullback in 2012, he saw action in nine games.

**In 2011:** Former walk-on who was the Pack's top fullback for much of the season ... Scored two touchdowns to lead the team versus Georgia Tech, both on receptions ... Had four grabs for a total of 33 yards in that contest ... Played in 11 games, including a high of 11 snaps against the Yellow Jackets ... Earned a scholarship in the spring of 2012 ... Named to the 2011-12 ACC Academic Honor Roll.

**In 2010:** Red-shirted the season at tight end.


**Prep:** Lettered in football at Lancaster Catholic High ... Played wide receiver ... Named first-team All-Lancaster-Lebanon League Section 3 as a senior, hauling in 15 touchdown receptions ... Oldest brother, Ryan, played tight end at Boston College and then with the New York Giants.

## PURVIS CAREER STATS

Year	GP-GS	PI	Att	Yds	TD	LG	Rec	Yds	TD	LG
2011	11-0	51	0	0	0	-	5	36	2	13
2012	9-0	26	0	0	0	-	0	0	0	-
Totals	20-0	77	0	0	0	-	5	36	2	13

## 90 MIKE ROSE

DEFENSIVE END  
6-3 ... 252 ... RS - SOPHOMORE  
FOUNTAIN INN, S.C. ... HILLCREST



**In 2013:** Will battle for the starter's job at the boundary end in preseason camp.

**In 2012:** Reserve end who made one of the key plays of the season for the Wolfpack in 2012 ... With 2:27 left in the fourth quarter and the Pack down 16-10 to third-ranked FSU, he blocked a punt to give State the ball on the FSU 43 ... The Pack went on to score the winning touchdown in the 17-16 upset.

**In 2011:** Red-shirted the season at defensive line.

**Prep:** Ranked 30th in the state by SuperPrep ... Tabbed as a three-star prospect by both Rivals.com and Scout.com ... Had 86 tackles, including nine sacks and 16 stops for loss as a senior at Hillcrest HS under coach Greg Porter ... Also forced six fumbles and blocked three kicks ... Rushed for four touchdowns on offense ... Tallied 116 tackles with 10 sacks and two forced fumbles as a junior ... Named all-region and all-county as a senior and junior ... Tabbed as 2009 Greenville County upstate player of the year ... 2010 first-team All-Greenville defensive end ... Three-year captain of the football team ... Also served as captain of the track squad ... Six-time all region in the 4x100 and two-year all-region in 4x400.

### 2012 ROSE GAME BY GAME STATS

Opponent	PI	Ht	Ast	Tot	TFL	SK	PBU	QP	CF/RF	BK
Tennessee	19	2	2	4	-	-	-	-	-	-
@ Conn	Special Teams Only									
S. Alabama	2	0	0	0	-	-	-	-	-	-
Citadel	3	1	0	1	1-7	-	-	-	-	-
@ Miami	1	0	0	0	-	-	-	-	-	-
Florida St.	7	0	0	0	-	-	-	-	-	1
@ Maryland	7	0	0	0	-	-	-	1	-	-
@ UNC	11	0	0	0	-	-	-	-	-	-
Virginia	25	1	0	1	-	-	-	1	-	-
W. Forest	28	-	-	-	-	-	-	-	-	-
@ Clemson	22	1	1	2	-	-	-	1	-	-
Boston Coll	16	0	0	0	-	-	-	-	-	-
#Vanderbilt	14	0	0	0	-	-	-	-	-	-


# - Music City Bowl, Nashville, Tn.

### ROSE CAREER STATS

Year	GP-GS	PI	Hit	Ast	Tot	TFL	CF/RF	QP	BK
2012	12-0	155	5	3	8	1-7	-	3	1

## 32 NIKLAS SADE – NICK las SAY dee

PLACEKICKER  
6-3 ... 212 ... JUNIOR  
WAKE FOREST, N.C. ... WAKEFIELD



**In 2013:** Ranks sixth in school history with 90 career PATs, despite playing just two years ... His 24 field goals made is the 10th-best mark ever for a Pack player ... Entering his third campaign as the starting placekicker ... Elected to serve on the team's Leadership Council for 2013.

**In 2012:** Ranked eighth in the ACC in kick scoring with 6.4 points per game ... Hit the game-winning field goal, a 43-yarder, in the victory at Maryland ... He was named the ACC Specialist of the Week for that performance ... Nailed a 50-yard field goal in the loss to Miami - a career long ... Attempted a career-high five FGs in the win over Wake Forest, he nailed the 35, 38 and 49 and missed from 50 and 52 ... Had hit 60 consecutive PATs before

missing one at Miami, the third-longest streak in school history.

**In 2011:** One of just six true freshmen to start at placekicker ... Scored 13 points in the win over No. 7 Clemson, hitting all four of his PAT attempts and all three of his field goal tries ... Was 8-for-8 on point-after kicks in the win over Maryland, that mark for PATs tied as the single-game school record ... Kicked 46 extra points for the year, that ties as the second-best mark in school history, while his .979 percentage ranks 13th on the single-season list ... Connected on 11 of his 16 field goals, he was five-for-five from 30-39 yards ... Finished the season ranked seventh in the ACC in kick scoring.

**Prep:** Tabbed as the third-best kicker in the country by Scout.com ... Named Cap 8 Conference Special Teams Player of the Year as a senior ... Competed at the 2011 U.S. Army All-American Bowl ... Rated as a three-star prospect by Scout.com ... Hit 83 of 85 extra point attempts and 13 of 17 field goal attempts during his high school career ... Named all-conference as a junior ... Three-year starter on the varsity squad at Wakefield HS under coach Jason Dinwiddie ... Trained under two-time Lou Groza candidate Dan Orner ... A native of Dusseldorf, Germany, he grew up playing soccer in Munich and switched to football during middle school after moving to the Raleigh area ... Mother is German and family moved to Germany when he was an infant.

### 2012 SADE GAME BY GAME STATS

Opponent	PAT	Made	Missed	KO	TB	OB
*Tennessee	3-3	-	39	4-255	3	0
*@ Conn	1-1	40	44	3-205	1	0
*S. Alabama	4-4	22	39	6-390	4	0
*Citadel	7-7	23	-	8-515	4	0
*@ Miami	4-5	50	-	7-455	6	0
*Florida St.	2-2	27	-	4-240	3	0
*@ Maryland	2-2	21, 43	-	5-303	1	0
*@ UNC	5-5	-	38	6-383	4	0
*Virginia	0-0	-	-	1-65	1	0
*W. Forest	4-4	38, 49, 35	52, 50	8-516	1	1
*@ Clemson	6-6	32, 40	49	9-581	7	0
*Boston College	3-4	-	42, 46	5-312	2	0
*#Vanderbilt	3-3	24	44	4-256	1	0

# - Music City Bowl, Nashville, Tn.

### SADE CAREER STATS

Year	GP-GS	FG-FGA	0-29	30-39	40-49	50+	LG	PAT	KO	TB	OB
2011	13-13	11-16	4-5	5-5	2-5	0-1	45	46-47	70	5	4
2012	13-13	13-23	5-5	3-6	4-9	1-3	50	44-46	70	38	0
Totals	26-26	24-39	9-10	8-11	6-14	1-4	50	90-93	140	43	4

## 42 M.J. SALAHUDDIN – sah LAH who deen

LINEBACKER  
6-2 ... 220 ... SOPHOMORE  
FAYETTEVILLE, N.C. ... JACK BRITT



**In 2013:** Worked his way into the top spot at middle linebacker during spring practice.

**In 2012:** One of just five true freshmen to see action in 2012, he played in 12 games on special teams ... In for 117 special teams snaps and made three stops ... Saw action from scrimmage against Virginia.

**Prep:** Played at Jack Britt High School for coach Richard Bailey ... Team finished 11-3, including 6-0 in conference before falling in the state 4AA semifinals ... Played his senior season at linebacker after previously playing safety ... Finished his senior season with 110 tackles, three sacks and two interceptions ... Named all-region and all-conference ... Voted team MVP on defense ... Team captain ... Played in the 2011 Shrine Bowl ... Tallied six tackles, including one for loss, which stood as the second-highest total on the squad.

## SALAHUDDIN CAREER STATS


Year	GP-GS	PI	Hit	Ast	Tot
2012	12-0	3	2	2	4

## 28 JOSH SESSOMS

SAFETY

6-2 ... 195 ... RS - FRESHMAN

KINSTON, N.C. ... SOUTHERN NASH



**In 2012:** Red-shirted the season ... Named the Defensive Scout Team Player of the Week for the Florida State game.

**Prep:** Played at Southern Nash High School for coach Brian Foster ... The conference's defensive player of the year as a senior ... Posted 79 tackles and a pair of interceptions as a senior ... Led the conference in tackles ... Named all-conference for three years ... Also a four-year starter on the basketball team, averaging 19 points and 10 rebounds ... Team captain for both the football and basketball team ... Scored over 1,000 career points in basketball ... An honor roll student ... Cousin, Maurice Morgan, is a junior wide receiver.

## 2 RASHARD SMITH

WIDE RECEIVER

5-9 ... 175 ... RS - SENIOR

DUBLIN, GA. ... DUBLIN



**In 2013:** Starter at the "Z" wide receiver spot ... Elected to serve on the team's Leadership Council for 2013.

**In 2012:** Ranked sixth in the ACC with a 9.3 yard punt return average ... Scored his first career touchdown on a 33-yard reception versus South Alabama ... He also had a TD catch at UNC ... Had a 73-yard punt return for a score in the win over The Citadel ... His 294 punt return yards rank sixth-highest in school history.

**In 2011:** Played mainly at the boundary corner in 2011, where he started three games and played in all 13 ... Moved from corner to wide receiver in preseason drills, he played 10 snaps at that position in the opener, catching a six-yard pass ... Played wide receiver at Wake Forest (11 snaps) and versus South Alabama (four snaps), he saw action in the defensive secondary in those games as well ... First Pack player since 2005 to see action on both sides of the ball in the same game ... Moved back to cornerback full time in October, he started three games: Virginia, FSU and UNC ... In for a season-high 44 snaps at Florida State, tallying five tackles, including one for loss.

**In 2010:** Red-shirted the season after suffering a knee injury midway through his freshman campaign.

**In 2009:** True freshman who moved into the starting lineup in just his second collegiate game ... Got the nod at the boundary corner versus Murray State and Gardner-Webb before suffering an ankle injury just 13 snaps into the GWU game ... Sat out the Pitt and Wake Forest contests with that injury and then came back for 24 snaps versus Duke ... Took back over as a starter at Boston College and tallied four tackles and a PBU in 64 snaps before suffering a season-ending knee injury.

**Prep:** Intercepted 10 passes as a cornerback in both his senior and junior years at Dublin High School for Coach Roger Holmes...Named to the Atlanta Journal Constitution's Georgia Top 150 ... Tallied 30 interceptions in his career ... Also served as quarterback, passing for 1,300 yards and rushed for 997 in 2008 ... Returned two punts and one kickoff for touchdowns as a senior ... Named the Georgia Class AA Defensive Player of the Year in 2008 and 2007 as voted by the media ... Named Georgia Class AA Offensive Player of the Year in 2008 as voted by the coaches ... A Class AA first-team all-state selection as a junior

and senior ... Played point guard for Dublin's basketball team, which was ranked tops in the state ... Named to Prep Star's All-Southeast Region class of 2009.

## 2012 SMITH GAME BY GAME STATS

Opponent	PI	Rec	Yds	TD	LG	PR	KOR
Tennessee	28	1	(1)	0	(1)	2-(3)-0	0-0
@ Conn	15	0	0	0	-	2-12-0	0-0
S. Alabama	22	1	33	1	33	3-27-0	0-0
Citadel	19	0	0	0	-	3-83-1	0-0
@ Miami	43	3	86	1	60	1-3-0	0-0
Florida State	21	1	4	0	4	0-0-0	0-0
@ Maryland	32	1	14	0	14	6-24-0	0-0
@ UNC	22	3	65	1	30	2-1-0	0-0
Virginia	39	4	39	0	14	3-56-0	0-0
W. Forest	29	0	0	0	-	7-74-0	0-0
@ Clemson	24	1	18	1	18	2-12-0	0-0
Boston Coll	21	1	7	0	7	2-22-0	0-0
#Vanderbilt	27	3	50	1	26	1-5-0	1-0

# - Music City Bowl, Nashville, Tn.

## R. SMITH CAREER STATS

Yr	GP-GS	PI	Rec	Yds	TD	Lg	Ht	Ast	Tot	TFL	SK	PBU	KOR	PR
2009	6-4	135	-	-	-	-	8	4	12	2-12	1-9	1	1-24	4-39
2011	13-3	258	1	6	0	6	16	4	20	1-2	0-0	1	0-0	1-6
2012	13-0	352	19	315	5	60	-	-	-	-	-	-	1-0	32-294
Totals	42-7	745	20	321	5	60	24	8	32	3-14	1-9	2	2-24	37-339

## 24 JOSH STANLEY

SAFETY

6-0 ... 197 ... RS - SOPHOMORE

RALEIGH, N.C. ... LEESVILLE RD.



**In 2012:** Appeared in all 13 games as a member of the special teams unit ... Recorded two solo tackles against The Citadel ... Also tallied a stop in the contests against North Carolina and Virginia

**In 2011:** Walked on to the team, did not see action in the fall

**Prep:** Attended Leesville Road High School and played for David Greene.

## STANLEY CAREER STATS

Year	GP-GS	PI	Hit	Ast	Tot
2012	13-0	0	3	0	3

## 15 MANNY STOCKER

QUARTERBACK

6-1 ... 212 ... SOPHOMORE

COATESVILLE, PA. ... COATESVILLE AREA



**In 2012:** Scrambling backup quarterback who graduated from high school early and joined the team in January ... Showed a flash of his running ability versus Wake Forest, where he rushed three times for 32 yards ... Saw action in five games, including a high of 17 snaps against The Citadel.

**Prep:** Played at Coatesville High School for coach Matt Ortega ... As a senior, passed for nearly 2,000 yards with 20 touchdowns and another 10 rushing touchdowns ... Team finished with a 9-3 record and earned a spot in the District 1 Class AAAA quarterfinals ...

Team captain ... Competed at the Under Armour Elite Top 25 Quarterback Showcase prior to his senior season.

# - Music City Bowl, Nashville, Tn.

#### 2012 STOCKER GAME BY GAME STATS

Opponent	PI	Att-Cmp	Yds	Int	TD	Lg	Rush-Yds	TD	Tot Off
S. Alabama	9	0-0	0	0	0	-	0-0	0	0
Citadel	17	0-1	0	0	0	-	2-(10)	0	(10)
Virginia	3	0-0	0	0	0	-	1-(2)	0	(2)
W. Forest	9	0-1	0	0	0	-	3-32	0	32
Boston College	2	0-0	0	0	0	-	0-0	0	0

#### STOCKER CAREER STATS

Year	GP-GS	Ply	Cmp-Att-Int	Pct.	Yds	TD	Lg	Rush Att-Yds-TD	Eff.
2012	5-0	40	0-2-0	.000	0	0	-	6-20-0	0.0

## 69 THOMAS TEAL

DEFENSIVE TACKLE  
6-1 ... 312 ... RS - JUNIOR  
BENNETTSVILLE, S.C. ... MALBORO CO.



**In 2013:** Starting nose tackle.

**In 2012:** Talented young lineman who had the best game of his career in the win at Maryland, he tallied nine tackles (all solos) and a tackle for loss ... Made 9.5 tackles for loss on the season while starting 13 games ... Had four tackles, including two for loss, in the win over No. 3 Florida State ... Named the ACC Defensive Lineman of the Week for that effort.

**In 2011:** Played in six games, he broke his foot in the season opener and missed the next seven contests after undergoing surgery ... Started the win over No. 7 Clemson, he was in for 20 snaps in that contest - just his second back after the injury.

**In 2010:** Redshirted the season ... Named the defensive Scout Team Player of the Week for the Virginia Tech game.

**Prep:** Played at Marlboro County High School for coach Dean Boyd ... A three-star recruit ... Tallied 89 tackles, including 21 for loss and one sack as a senior ... Ran for six touchdowns ... Selected as a 2009 Carolina Panther Community Captain ... Represented South Carolina in the Shrine Bowl ... Named to the High School Sports Report first-team all-state defense ... Selected to the SCVarsity.com first-team all-state defense ... Team captain ... Recorded 70 tackles and four sacks as a junior ... Earned all-state honors during his junior campaign as well ... Recognized as an all-region performer as a senior, junior and sophomore... Named to the All-Zone Defensive Team.

#### 2012 TEAL GAME BY GAME STATS


Opponent	PI	Ht	Ast	Tot	TFL	SK	PBU	QP	CF/RF	Int
*Tennessee	23	0	0	0	-	-	-	3	-	-
*@ Conn	39	2	0	2	1-3	-	-	3	-	-
*S. Alabama	33	2	0	2	1-6	1-6	-	-	-	-
*Citadel	19	3	0	3	1-3	-	-	-	-	-
@ Miami	23	3	0	3	-	-	-	-	-	-
*Florida St.	35	4	0	4	2-8	-	-	2	-	-
*@ Maryland	54	9	0	9	1-3	13	-	-	-	-
*@ UNC	70	2	0	2	1-1	-	-	-	-	-
*Virginia	42	2	1	3	1-2	-	-	1	-	-
*W. Forest	25	1	1	2	0.5-4	0.5-4	-	4	-	-
*@ Clemson	70	6	0	6	1-4	-	-	-	-	-
*Boston Coll	50	0	0	0	0-0	-	-	-	-	-
*#Vanderbilt	37	0	1	1	0.5-0	-	-	-	-	-

#### TEAL CAREER STATS

Year	GP-GS	PI	Hit	Ast	Tot	TFL	Sk	QP	PBU	CF/RF
2011	6-1	105	7	4	11	2.5-5	1-4	1	-	1/0
2012	13-12	520	34	3	37	9.5-34	2.5-13	13	0	0/0
Totals	19-13	625	41	7	48	12-39	3.5-17	14	0	1/0

## 4 PETE THOMAS

QUARTERBACK  
6-6 ... 234 ... RS - JUNIOR  
EL CAJON, CALIF. ... VALHALLA/COLOR. ST.



**In 2013:** The Pack's starting quarterback during spring drills ... Elected to serve on the team's Leadership Council for 2013.

**In 2012:** Sat out the 2012 season after transferring from Colorado State.

**At Colorado State:** Graduated high school early, and enrolled in the spring of 2010 ... A two-year starter ... Threw for 4,269 yards and 18 touchdowns in his two seasons ... Completed 63.5 percent (414-652) of his passes, and posted a QB efficiency rating of 121.17 ... Also had three rushing touchdowns ... Cut his interceptions from 13 as a freshman to eight in 2011 ... Broke the CSU single-season record with a .647 completion percentage as a freshman ... Passed for more than 300 yards in three games, with a career-best 387 versus San Jose State in 2011 ... Also had three games with three touchdown passes.

**Prep:** A three-year starter ... Was named the 2008 and 2009 Grossmont South League Offensive Player of the Year, as a junior and senior ... Combined to throw for 5,553 yards and 52 touchdowns as a junior and senior ... Threw only 11 interceptions ... Named first-team all-state those two years ... Played in the Offense-Defense All-American Bowl in Myrtle Beach after his senior season ... Graduated from high school a semester early with a 4.0 GPA ... Was named the San Diego Union-Tribune's Student-Athlete of the year as a senior ... Was rated a four-star recruit by Rivals.com coming out of Valhalla High School in 2010.

#### THOMAS CAREER STATS (AT COLORADO STATE)

Year	GP-GS	Ply	Cmp-Att-Int	Pct.	Yds	TD	Lg	Rush Att-Yds-TD	Eff.
2010	12-12	NA	253-391-13	.647	2,662	11	73	77-(113)-0	124.53
2011	9-9	NA	161-261-8	.617	1,607	7	47	56-(36)-3	116.13
Totals	21-21	NA	414-652-22	.635	4,269	18	73	133-(149)-3	120.86

## 57 SCOTT THOMPSON

LONG SNAPPER  
5-11 ... 233 ... JUNIOR  
RANCHO ST. MARGARITA, CAL. ... TRABUCO HILLS



**In 2012:** Handled all of the long snapping duties ... Elected to serve on the team's Leadership Council for 2013.

**In 2011:** Member of the Pack's rookie trio on special teams, he handled all of the long snapping duties ... In on 112 special teams snaps.

**Prep:** Rated as the third-best long snapper in the country by special teams guru Chris Rubio ... As a junior, snapped on all varsity PATs, field goals and punts as the team posted a 12-2 record and played in the CIF title game at Trabuco Hills HS under coach Scott Orlaff ... Snapped over 50 punts perfectly ... Helped set a school record for consecutive PATs converted with 80 ... Took over the long snapping job on punts at Trabuco Hills as a sophomore.



## THOMPSON CAREER STATS

Year	GP-GS	PI	Hit	Ast	Tot
2011	13-0	0	1	0	1
2012	13-0	0	0	0	0
Totals	26-0	0	1	0	1

## 10 SHADRACH THORNTON – SHAD rack THORN tun

RUNNING BACK

6-1 ... 203 ... SOPHOMORE

HINESVILLE, GA. ... LIBERTY COUNTY



**In 2012:** Led the Wolfpack in rushing with 694 yards, even though he started just four games and missed the first three contests of the year ... Ranked fourth in the ACC in rushing with 69.4 yards per game ... Rushed for over 100 yards in four games ... No Pack back had done that since T.A. McLendon hit the century mark five in 2002 - also his rookie campaign ... Gained 145 yards on 21 carries in the win over The Citadel - his first collegiate game ... That was the highest total for a Pack back in his first collegiate since Joe McIntosh in 1981 ... Also ran for two scores in that victory ... Also tallied 274 yards on 27 receptions and averaged 96.8 all-purpose yards per game.

**Prep:** Played at Liberty County High School for coach Kirk Warner ... Rushed for 1,738 yards and 17 touchdowns as a senior ... Led his conference in rushing and ranked sixth in the state ... Rushed for over 200 yards in four games ... Averaged 7.15 yards per carry ... Also threw for 248 yards and a pair of scores and served as the punt and kickoff returner.

## THORNTON GAME BY GAME STATS

Opponent	PI	Rush	Yds	TD	LG	Rec-Yds	TD	LG
Tennessee	Did Not Play							
@ Conn	Did Not Play							
S. Alabama	Did Not Play							
*Citadel	43	21	145	2	27	4-26	0	13
@ Miami	42	17	87	0	17	1-14	0	14
Florida St.	37	11	29	0	11	4-48	1	24
@ Maryland	18	6	21	0	7	1-8	0	8
@ UNC	10	4	16	0	5	1-10	0	10
Virginia	38	7	28	0	9	2-13	0	7
W. Forest	50	27	110	0	26	1-12	0	12
*@ Clemson	72	21	114	1	16	4-53	0	24
*Boston Coll	64	28	105	0	19	7-49	0	11
*#Vanderbilt	40	12	39	0	7	5-41	0	18

# - Music City Bowl, Nashville, Tn.

## THORNTON CAREER STATS

Year	GP-GS	PI	Att	Yds	TD	LG	Rec	Yds	TD	LG
2012	10-4	414	154	694	3	27	30	274	1	24

## 54 JOE THUNEY – TOO nee

CENTER

6-5 ... 276 ... RS - SOPHOMORE

CENTERVILLE, OHIO ... ARCHBISHOP ALTER



**In 2013:** Listed as the Pack's starting center heading into fall camp ... Elected to serve on the team's Leadership Council for 2013.

**In 2012:** Promising young center who played behind Remington Award candidate Cam Wentz ... Saw action in eight games, including 38 snaps at Miami and 49 versus Florida State.

**In 2011:** Red-shirted the season ... Named the offensive scout team player of the week for the North Carolina game.

**Prep:** Labeled a three-star recruit by both Rivals.com and Scout.com ... Helped lead Archbishop Alter to an 11-3 record and a spot in the semifinals of the state playoffs as a senior under coach Ed Domsitz ... Part of two D4 football state championship teams ... Voted Greater Catholic League Lineman of the Year in 2010 ... Named an all-state lineman ... Two-year starter in basketball ... Led the GCL in rebounding as a junior ... Served as President of his senior class ... An accounting major.

## THUNEY CAREER STATS

Year	GP-GS	PI	Sk
2012	8-0	169	0

## 59 JOHN TU'UTA – tuh EW tuh

CENTER

6-2 ... 311 ... RS - FRESHMAN

FREDERICKSBURG, VA. ... FORK UNION



**In 2012:** Red-shirted the season, he is listed as the backup center on the preseason depth chart.

**Prep:** Played for the high school team at Fork Union Military Academy under coach Micky Sullivan ... Played both center and guard ... Also saw action on the defensive line ... Named all-league and all-state as both a junior and senior ... Served as a team captain ... Also threw the shot put for the track team ... Father, Sione, played professional rugby for Tonga and various other islands.

## 80 BRYAN UNDERWOOD

WIDE RECEIVER

5-9 ... 177 ... RS - JUNIOR

UNIVERSITY HEIGHTS, OHIO ... CLEVELAND HEIGHTS



**In 2013:** Tied for 11th in school history with 12 career TD receptions ... Starter at the flanker spot on the preseason depth chart.

**In 2012:** Pulled down a touchdown reception in each the first eight games of 2012 ... That was the longest streak in NC State history and one shy of the ACC record held by Herman Moore of Virginia ... Ranked eighth in the ACC in touchdown scoring with 10 - that mark tied for fifth in school history... Had a career-high six catches and 134 yards in the win at Maryland - he was named the ACC Offensive Back of the Week ... Hauled in the game-winner against third-ranked Florida State with 16 seconds left, holding on to the ball even after he got nailed after the catch ... Scored the Pack's only TD at UConn, a 46-yard strike ... Pack's third-leading receiver with 44 catches ... Underwent knee surgery just three weeks before the season opener.

**In 2011:** Played in all 13 contests, catching 16 passes for the season ... Pulled in the longest reception ever by a State freshman - a 79-yarder for a touchdown at Virginia ... Also scored on a 33-yard grab in that contest while playing a season-high 47 snaps ... Ended up with three grabs for 125 yards in that road victory.

**In 2010:** Red-shirted the season at wide receiver.

**Prep:** Competed at Cleveland Heights High School under coach Jeff Rotsky at wide receiver ... Originally signed with the Wolfpack in 2009 ... A starter as a senior, he pulled down 16 catches for 156 yards and four touchdowns ... Caught 40 passes for 573 yards and seven touchdowns as a junior ... Averaged 21 yards per kickoff return, returning one for a touchdown in 2007 ... Named to the All-Sun Northeast regional team as a senior ... Named to Prep Star's All-Midwest region class in 2009 ... Won the state championship with Cleveland Heights' track team.

#### 2011 UNDERWOOD GAME BY GAME STATS

Opponent	PI	Rec	Yds	TD	LG
Liberty	6	0	0	-	-
@ WFU	8	1	2	0	2
S. Alabama	14	2	42	0	30
@ Cinc.	23	2	32	0	27
Ga. Tech	18	0	0	-	-
C. Michigan	16	0	0	-	-
@ Virginia	47	3	125	2	79
@ FSU	21	2	6	0	3
UNC	20	2	12	0	8
@ BC	17	1	1	0	1
Clemson	30	1	(2)	0	(2)
Maryland	23	1	4	0	4
#Louisville	12	1	4	0	4

# - Belk Bowl, Charlotte, N.C.

#### 2012 UNDERWOOD GAME BY GAME STATS

##### 2012 Underwood Game by Game Stats

Opponent	PI	Rec	Yds	TD	LP
Tennessee	53	3	9	1	5
@ Conn	22	1	46	1	46
S. Alabama	34	3	58	1	44
Citadel	32	2	25	1	20
@ Miami	52	3	50	2	28
*Florida St.	68	4	20	1	10
@ Maryland	57	6	134	1	68
@ UNC	57	6	118	2	55
Virginia	45	4	52	0	14
*W. Forest	57	8	76	0	25
*@ Clemson	53	2	30	0	20
Boston College	48	1	(3)	0	(3)
*#Vanderbilt	46	1	5	0	5

# - Music City Bowl, Nashville, Tn.

#### B. UNDERWOOD CAREER STATS

Year	GP-GS	PI	Rec	Yds	TD	LG
2011	13-0	255	16	226	2	79
2012	13-4	624	44	620	10	68
Totals	26-4	879	60	846	12	79

## 82 ASA WATSON - AY suh

TIGHT END  
6-3... 237 ... RS - GRADUATE  
ROCK HILL, S.C. ... ROCK HILL



**In 2013:** Starting tight end ... Elected to serve on the team's Leadership Council for 2013.

**In 2012:** Started five games when the Pack opened in a two tight end set ... Had 22 catches for the season, he caught his first career touchdown pass in the win over Wake Forest ... Named to the All-ACC Academic team.

**In 2011:** Red-shirted the 2011 campaign after undergoing two heart surgeries ... Named to the 2011-12 ACC Academic Honor Roll.

**In 2010:** Reserve tight end who saw action in every game ... Blocked a punt at Georgia Tech, it was recovered for a touchdown ... Caught his only pass of the season, a 22-yarder, in the win over Florida State.

**In 2009:** Played in nine games for the season, his one reception was a six-yarder in the win over Gardner-Webb ... In for a season-high 37 snaps versus Murray State ... Also saw action on special teams.

**Prep:** Rated No. 10 at tight end by Scout.com after playing for coach Joe Montgomery and serving as a captain ... Tallied 16 catches for 423 yards and two TDs as a senior ... Also played defensive end... An all-state selection ... A Shrine Bowl selection, he won the event's Outstanding Achievement Award for the highest GPA among participants ... A Shrine Bowl captain ... Named to the All-Region 4-A team twice ... Attended the Palmetto Boys State program that recognizes outstanding high school students ... Selected to represent his team at the South Carolina High School League Leadership Conference ... Was also selected as a Carolina Panthers Community Captain ... A member of the track and field team where he was the state runner-up in the discus throw and was an all-region performer in the discus, shot put and 110 meter hurdles ... His older brother Ben was a starting tight end for the New England Patriots and now plays for the Cleveland Browns and his sister, Karis, plays volleyball at Clemson ... Did mission work in Jamaica in the summer of 2012, he spent time working with youth on Skid Row in L.A. in 2011 and 2013.

#### 2012 WATSON GAME BY GAME STATS

Opponent	PI	Rec	Yds	TD	LP
*Tennessee	30	4	50	0	28
*@ Conn	45	0	0	0	-
*S. Alabama	35	0	0	0	-
Citadel	25	1	7	0	7
*@ Miami	40	2	29	0	18
Florida St.	52	4	38	0	14
@ Maryland	52	4	42	0	14
@ UNC	47	1	16	0	16
*Virginia	44	2	21	0	13
W. Forest	34	2	33	1	26
@ Clemson	37	2	25	0	18
Boston College	34	0	0	0	-
#Vanderbilt	38	2	21	0	17

# - Music City Bowl, Nashville, Tenn.

#### WATSON CAREER STATS

Year	GP-GS	PI	Rec	Yds	TD	LP	BK
2009	9-0	66	1	6	0	6	0
2010	13-0	126	1	22	0	22	1
2012	13-5	513	24	282	1	28	0
Totals	35-5	705	26	310	1	28	1



## 97 FORREST WEST

DEFENSIVE END

6-1 ... 263 ... RS - SENIOR

CANTON, CONN. ... SALISBURY SCHOOL/COLORADO



**In 2013:** Should battle for the starter's job at field end during preseason camp.

**In 2012:** Reserve defensive end who was seeing frequent action before suffering a season-ending ankle injury in the win over No. 3 Florida State ... Underwent surgery that same day ... Had seen action in 128 snaps from scrimmage in the first five games before leaving after three snaps in that upset victory ... Tallied four tackles.

**In 2011:** Transferred to NC State from Colorado, he sat out the 2011 campaign ... Named to the 2011-12 ACC Academic Honor Roll.

**At Colorado:** Entered the 2010 season as the starter at left defensive end, but missed the first portion of fall practices after undergoing arthroscopic surgery in July to mend a cartilage injury ... As a freshman (2009), played in all 12 games ... In for 192 snaps from scrimmage, he recorded 10 tackles (eight solo, one for a loss), along with two passes broken up, a forced fumble, a third down stop and a quarterback chasedown (near-sack) ... Posted a season/career high three tackles (all solo) at Texas, one was for a loss and the other two for no gain ... Recipient of the team's Lee Willard Award, presented to the most outstanding freshman ... A first-team Freshman All-Big 12 team member as selected by Rivals/Yahoo! Sports.

**Prep:** A two-time letterman, he was named first-team All-Erickson League and first-team All-New England for Class A by the New England Prep School Athletic Council at the Salisbury School for coach Chris Adamson ... Split time at defensive end and outside linebacker and finished the season with 70 tackles, including six sacks and six forced fumbles ... Also blocked two punts and averaged 2.5 quarterback hurries per game ... Missed his junior season after sustaining an injury in the weight room ... As a sophomore, saw action at defensive end and compiled 40 tackles with seven sacks and had a fumble return for a touchdown ... Salisbury completed an undefeated 9-0 season while earning the Erickson League and New England Prep School championship ... Lettered twice in basketball ... Earned Honor Roll status as a junior and senior in high school.

## 2012 WEST GAME BY GAME STATS

Opponent	PI	Ht	Ast	Tot	TFL	SK	PBU	QP
Tennessee	31	0	0	0				1
@ Conn	20	1	0	1	1-7	1-7	-	3
S. Alabama	23	0	1	1	-	-	-	1
Citadel	21	1	1	2	-	-	-	-
@ Miami	33	0	0	0	-	-	-	2
Florida St.	3	0	0	0	-	-	-	-

(at Colorado)

Year	GP-GS	PI	Hit	Ast	Tot	TFL	Sk	PBU	QP	CF
2009	12-0	192	8	2	10	1-2	0-0	2	2	1
2010	11-0	258	14	5	19	8.5-34	5.5-28	0	1	0
Totals	23-0	450	22	8	29	9.5-36	5.5-28	2	3	1

## WEST CAREER STATS (AT NC STATE)

Year	GP-GS	PI	Hit	Ast	Tot	TFL	Sk	QP
2012	6-0	131	2	2	4	1-7	1-7	7

## 44 LOGAN WINKLES

FULLBACK

6-1 ... 240 ... RS - JUNIOR

THOMASTON, GA. ... UPSON LEE HS



**In 2012:** Starting fullback who scored his first career touchdown in the win at Maryland, he rumbled in from 25 yards out on the reception ... Added another score vs. Wake ... Got the starting nod in five games ... Had 10 receptions for the season.

**In 2011:** Spent part of the season recovering from knee surgery, he did not see action until the fifth game versus Georgia Tech ... In for 24 snaps at fullback, but played 60 special teams snaps.

**In 2010:** Redshirted the season at fullback, he suffered a knee injury during bowl practice ... Named the offensive Scout Team Player of the Week for the Florida State game.

**Prep:** Started at tight end and linebacker for coach Tommy Watson at Upson Lee High School ... Caught seven passes for 122 yards during senior year ... Named first-team all-state in Georgia class AAAA for senior and junior years ... Tabbed All-Middle Georgia honorable mention and first-team all-region as a junior ... Also a standout wrestler, he was ranked as the top heavyweight in the state of Georgia ... a talented musician.

## WINKLES GAME BY GAME STATS

Opponent	PI	Rush	Yds	TD	LG	Rec-Yds	TD	LG
Tennessee	14	0	0	0	-	0-0	0	-
@ Conn	28	0	0	0	-	0-0	0	-
S. Alabama	23	0	0	0	-	1-24	0	24
*Citadel	20	0	0	0	-	1-3	0	3
@ Miami	22	0	0	0	-	1-8	0	8
Florida St.	10	0	0	0	-	0-0	0	-
*@ Maryland	17	0	0	0	-	1-25	1	25
*@ UNC	19	0	0	0	-	0-0	0	-
Virginia	15	0	0	0	-	0-0	0	-
W. Forest	50	0	0	0	-	1-5	1	5
@ Clemson	34	0	0	0	-	2-8	0	6
*Boston Coll	22	0	0	0	-	2-12	0	11
*#Vanderbilt	22	0	0	0	-	1-5	0	5

# - Music City Bowl, Nashville, Tn.

## WINKLES CAREER STATS

Year	GP-GS	PI	Att	Yds	TD	LG	Rec	Yds	TD	LG
2011	9-0	24	0	0	0	-	0	0	0	-
2012	13-5	296	0	0	0	-	10	90	2	25
Totals	22-5	320	0	0	0	-	10	90	2	24

## 99 JOE WRIGHT

DEFENSIVE END

6-7 ... 232 ... RS - FRESHMAN

GREENVILLE, N.C. ... ROSE



**In 2012:** Red-shirted the season.

**Prep:** Played at Rose High School for coach Todd Lipe ... Finished with 35 tackles, two sacks and two fumble recoveries as a senior ... Mainly saw action at left tackle as a junior ... A first-team all-county and second-team all-conference selection.

## NEWCOMER BIOS

### 3 JONATHAN ALSTON

WIDE RECEIVER  
6-3 • 200 • FR.  
BUNN, N.C. • BUNN HS

Played both wide receiver and linebacker at Bunn High School for coach Chris Miller ... Helped team to a 10-3 record as a senior and a trip to the state quarterfinals ... Pulled down 27 catches for 523 yards and seven touchdowns as a junior ... Also recorded 67 tackles, 12 tackles for loss and six sacks as a junior ... Ranked the No. 25 player in North Carolina by rivals.com ... Listed as the No. 29 outside linebacker nationally by scout.com.

### 9 TRAVARES COPELAND

WIDE RECEIVER  
5-11 • 178 • SO.  
PORT ST. LUCIE, FLA. • TREASURE COAST HS/WEST VIRGINIA

Will be able to compete this season after receiving a waiver from the NCAA after transferring from West Virginia ... Was planning to redshirt at WVU in 2012 and sat out first five games, but played in the next four and made two starts ... Hauled in 10 catches for 55 yards as a true freshman.

**Prep:** Played two years at Westwood High before playing his senior season for coach Irvin Jones at Treasure Coast High ... As a senior, he completed 78-of-144 passes for 1,096 yards and 13 touchdowns ... Ran for 497 yards and six touchdowns ... Selected to the Palm Beach Post's first team offensive all-area squad ... Named second team all-state as a utility player ... Selected to play wide receiver for the Palm Beach County-Treasure Coast All-Star Game ... As a junior, he was named a first team all-area quarterback and a second team all-area utility player by TCPalm ... Completed 102-of-200 passes for 1,691 yards and 16 touchdowns that year, while also running for 344 yards and six scores ... As a sophomore, threw for 1,866 yards, rushed for 407 yards and six touchdowns ... Selected third team all-state 3A ... Ranked the No. 28 athlete by rivals.com.

### 21 MATT DAYES

RUNNING BACK  
5-9 • 190 • FR.  
WESTON, FLA. • CYPRESS BAY HS

Played running back at Cypress Bay High School for coach Mark Guandolo ... Earned all-state and all-county honors as a senior ... Named Broward County Player of the Year ... Had 237 rushes for 1,864 yards and 31 touchdowns ... Rushed for over 150 yards in every game ... Helped lead his team to a 12-3 record and a berth in the Florida 8A championship game as a senior ... Tallied 22 carries for 174 yards and five touchdowns in that game ... Rushed for 484 yards and five touchdowns as a junior ... Ranked the No. 27 running back nationally by rivals.com.

### 6 JEROD FERNANDEZ

LINEBACKER  
6-1 • 215 • FR.  
LAKE MARY, FLA. • LAKE MARY HS

Played middle linebacker at Lake Mary High School for coach Scott Perry ... Named the

Defensive Player of the Year by the Orlando Football Club ... Helped lead his team to a 7-3 record as a senior ... Recorded 79 tackles as a junior ... Ranked No. 27 in the Orlando Sentinel's 2013 Super 60.

### 96 KENTON GIBBS

DEFENSIVE TACKLE  
6-2 • 290 • FR.  
DETROIT, MICH. • CASS TECHNICAL HS

Played both defensive tackle and defensive end at Cass Technical High School for coach Tom Wilcher, where he was a three-year starter ... Helped his team win the state championship as a junior and senior ... Returned a fumble for a touchdown in the state title game as a senior ... Helped lead his senior squad to a 12-2 campaign and a No. 6 final ranking in the state of Michigan ... Ranked the No. 41 defensive tackle nationally and No. 14 recruit in Michigan by rivals.com.

### 16 JOSH JONES

SAFETY  
6-2 • 205 • FR.  
WALLED LAKE, MICH. • WALLED LAKE WESTERN HS

Played safety and running back at Walled Lake Western High School for coach Mike Zdebski ... Posted 95 tackles and five interceptions as a senior ... Also returned two fumbles for a score ... On offense, tallied 668 yards and 19 touchdowns rushing and 303 yards and four touchdowns receiving ... Helped lead his team to a 9-3 record and the state quarterfinals ... As a junior, had 30 tackles and a pair of INTs ... Ranked the No. 29 safety nationally and No. 15 recruit in Michigan by rivals.com.

### 61 ALI KASSEM

OFFENSIVE LINE  
6-7 • 350 • JR.  
CINCINNATI, OHIO • MOELLER HS/ASA (BROOKLYN, N.Y.)

Will have two years to play two at NC State ... Played both guard and tackle at ASA for coach Dennis Orlando ... Started every game for ASA, the first seven at right guard and then moved out to tackle ... Helped the Avengers post a 9-1 record, win the Northeast Football Conference Championship and rank fifth in the final Junior College national poll ... Earned NEFC first-team honors ... ASA ranked third nationally in rushing yards in his one season ... Spent his freshman season at Western Michigan in 2010, and then sat out 2011 before transferring to ASA for the 2012 season ... Played his high school football at Moeller High School ... Helped lead team to a 30-12 record during his career, with a pair of nine-win seasons ... Named First Team All-Greater Catholic League (GCL) as a senior.

### 87 PHAROAH MCKEVER

WIDE RECEIVER  
6-6 • 215 • FR.  
TABOR CITY, N.C. • SOUTH COLUMBUS HS

Played quarterback and safety at South Columbus High School for coach Jake Fonvielle ... Passed for 3,617 yards and rushed for 2,070 yards during his high school career ... On defense, recorded 280 tackles and 18 interceptions ... Named the region's Defensive Player of the Year by the Wilmington Star-News ... Also an All-Waccamaw Conference selection each of his final three seasons ... 2012 Columbus County Player of the Year ...

2A all-state selection ... Totaled over 2,500 total yards as a senior, topping the 1,000-yard mark rushing and passing ... Had 126 tackles and six interceptions on defense as a senior ... South Columbus posted a 12-3 record his senior year, and reached the state semifinals and a 32-8 mark during his career ... Threw for 1,267 yards and 14 TDs, and rushed for 11 more scores as a junior.

## 30 MALCOLM MEANS

SAFETY  
6-2 • 190 • FR.  
RICHBURG, S.C. • LEWISVILLE HS

Played safety and running back at Lewisville High School for coach Will Mitchell ... Competed in the 2012 Shrine Bowl ... As a senior, tallied 28 tackles, including four sacks, and pulled down four interceptions on defense ... Returned two INTs and a fumble for touchdowns ... Offensively, rushed for 1,043 yards and 10 scores ... Added 28 catches for 580 yards and seven more TDs ... Helped lead his team to an 8-3 record and a state playoff berth as a senior ... Earned all-state honors ... Named Tri-County Player of the Year.

## 33 JOSH MERCER

RUNNING BACK  
5-11 • 190 • FR.  
GUYTON, GA. • SOUTH EFFINGHAM HS

Played running back at South Effingham High School for coach Donnie Revell ... Helped lead his team to an 8-5 record and the state playoff quarterfinals as a senior ... Rushed for 1,479 on 247 carries that year, averaging 123.3 yards per game ... Had 27 rushing scores and 29 total touchdowns ... Rushed 192 times for 1,354 yards as a junior.

## 8 BRANDON MITCHELL

QUARTERBACK  
6-4 ... 230 ... GR.  
AMITE, LA. • AMITE HS/ARKANSAS

**In 2013:** Graduated from Arkansas in July and joined the Pack for preseason camp ... Appeared in 21 games with three starts for the Razorbacks ... Spent the 2012 campaign at wide receiver.

**In 2012:** Saw action in eight games and made three starts in his first season at wide receiver ... Caught 17 passes for 272 yards, rushed six times for 18 yards and was 2-of-8 passing for 45 yards and one touchdown ... Hauled in four receptions for a career-high 122 yards, including a career-long 40 yarder, in the season-opener vs. Jacksonville State ... Rushed six times for 18 yards, caught one five-yard pass and completed one 19-yard pass vs. No. 1 Alabama.

**In 2011:** Saw action in nine games, completing 22-of-32 passes for 271 yards and two touchdowns with one interception ... Rushed 15 times for 58 yards and two touchdowns ... Went 10-11 attempts for 104 yards and one TD vs. Missouri State ... Attempted a career-high 13 passes and completed eight for a career-high 114 yards, including a career-long 54 yarder, and one touchdown while rushing five times for a career-high 59 yards and one touchdown vs. New Mexico.

**In 2010:** Appeared in four games for the Razorbacks. In the season-opener vs. Tennessee Tech and the final three games of the season - at No. 22 Mississippi State, vs. No. 6 LSU and the Allstate Sugar Bowl vs. No. 6 Ohio State, as part of Arkansas' kickoff coverage and kickoff return units.

**In 2009:** He redshirted and practiced with the scout team.

**Prep:** Completed 101-of-150 passes for 1,888 yards and 25 touchdowns while throwing only five interceptions as a senior at Amite High School for coach Alden Foster ... Listed him as the No. 53 athlete in the country by Rivals.com, Scout.com ranked him as the No. 80 quarterback ... Also rushed 98 times for 789 yards and 14 touchdowns ... As a junior, threw for more than 2,500 yards and 27 touchdowns with only two interceptions ... Boasts a 42-inch vertical leap, he also played basketball where he averaged 25 points and eight rebounds a game ... Majored in recreation and sport management.

### MITCHELL CAREER STATS (AT ARKANSAS)

Yr	G/GS	Cmp-Att-Int	Yds	TD	Lg	Rush	Yds	TD	Lg	Rec	Yds	TD	Lg
2010	4/0	1-3-0	16	0	16	2	-1	0	5	0	0	0	0
2011	9/0	22-32-1	271	2	54	15	58	2	18	0	0	0	0
2012	8/3	2-8-0	45	1	26	6	18	0	16	17	272	0	40
Total	21/3	25-43-1	332	3	54	23	75	2	18	17	272	0	40

## 94 MONTY NELSON

DEFENSIVE TACKLE  
6-2 • 310 • FR.  
PLANTATION, FLA. • PLANTATION HS

Played defensive tackle at Plantation High School for coach Steve Davis ... Recorded 11.5 sacks as a senior ... Helped lead his team to a 8-3 record and a berth in the Florida 7A regional semifinals ... A three-year starter ... Also qualified for the wrestling state championships ... Ranked the No. 43 defensive tackle nationally by rivals.com.

## 27 DAKWA NICHOLS

RUNNING BACK  
5-10 • 182 • FR.  
ROCKINGHAM, N.C. • RICHMOND SENIOR HS

Played running back at Richmond Senior High School for coach Paul Hoggard ... On the ground, tallied 91 carries for 1,094 yards and 14 touchdowns during his senior season ... Helped lead his team to an 11-2 record mark last season ... The squad reached the state quarterfinals and ranked No. 13 in North Carolina ... Ran for almost 1,000 yards and tallied 15 scores as a junior.

## 37 QUINTON PATTERSON

LINEBACKER  
6-0 • 225 • FR.  
SHELBY, N.C. • CREST HS

Played linebacker at Crest High School for coach Mark Barnes ... Was named the defensive MVP of the 2012 Shrine Bowl ... Totaled six tackles, including two for loss ... Helped lead Crest to a 10-3 mark as a senior, including a second round appearance in the state playoffs ... Also helped the squad reach the state 3A finals as both a junior and sophomore ... Earned all-conference honors each of his last three years.

**7 SEAN PAUL**

CORNERBACK  
5-10 • 180 • FR.  
VERO BEACH, FLA. • VERO BEACH HS

Played cornerback at Vero Beach High School for coach Lenny Jankowski ... Totaled 50 tackles and four interceptions as a senior ... Returned two of those INTs for a score ... Helped lead Vero Beach to a 9-2 record and the second round of the Florida 8A playoffs as a senior ... Tallied 32 tackles, one interception and one blocked punt as a junior ... High school teammate of fellow 2013 signee Dravious Wright.

**85 JUMICHAEL RAMOS**

WIDE RECEIVER  
6-3 • 190 • FR.  
LOVEJOY, GA. • LOVEJOY HS

Played wide receiver at Lovejoy High School for coach Al Hughes ... Helped lead his team to a 13-2 record and a berth in the Georgia 6A state championship game ... Caught a 60-yard TD pass for his team's first score in that contest ... Also a standout basketball player.

**64 TYLAR REAGAN**

OFFENSIVE LINE  
6-5 • 290 • FR.  
JACKSONVILLE, FLA. • BARTRAM TRAIL HS

Played mostly at offensive guard at Bartram Trail High School for coach Darrell Sutherland ... Also saw some action at tackle ... Helped lead his team to an 8-3 record and a berth in the state playoffs as a senior ... Ranked the No. 25 offensive guard nationally and the No. 94 player in Florida by rivals.com.

**72 PATRICK ROANE**

OFFENSIVE LINE  
6-7 • 310 • FR.  
HOPE MILLS, N.C. • GRAY'S CREEK HS

Played offensive tackle at Gray's Creek High School for coach David Lovette ... Named an all-state selection by NCPreps.com ... Also named All-Cape Fear Valley Conference and all-region ... Played in the 2012 Shrine Bowl, starting at right tackle ... Helped lead his team to an 8-4 mark and a state playoff berth as a senior.

**45 ARTEMIS ROBINSON**

LINEBACKER  
6-1 • 205 • FR.  
LAURINBURG, N.C. • SCOTLAND COUNTY HS

Played linebacker at Scotland County High School for coach Richard Bailey ... Finished his high school career with a 48-2 record and 240 career tackles ... Recorded 153 tackles, including 104 solo stops, as a senior ... Also had an interception and two sacks ... Helped lead his team to a 12-2 record and the state semifinals ... Played in the 2012 Shrine Bowl, leading North Carolina with six tackles ... Named SEC Conference Player of the Year ... Tallied 93 tackles, four sacks, and two interceptions as a junior ... Scotland County was the North Carolina 4AA champion that year ... Younger brother of former Pack linebacker

and current member of the Green Bay Packers Terrell Manning.

**14 BRYANT SHIRREFFS**

QUARTERBACK  
6-3 • 218 • FR.  
JEFFERSON, GA. • JEFFERSON HS

Played quarterback for Coach Thomas McFerrin at Jefferson High School ... A three-year starter, he accounted for 7,677 yards of offense and 90 touchdowns ... Named to the 2012 MaxPreps Small School All-American second-team as a senior ... Also named the Class 2A Offensive Player of the Year ... Threw for 2,369 yards and 18 touchdowns and rushed for 1,372 yards and 20 touchdowns as a senior ... Named Athens Banner-Herald All-Northeast Georgia Football Player of the Year ... Helped lead his team to the Georgia 2A state championship, finishing 15-1 as a senior ... As a junior, had 1,912 yards passing, 508 yards rushing and 27 total touchdowns ... Carries a 3.8 GPA.

**29 JACK TOCHO**

CORNERBACK  
6-1 • 190 • FR.  
CHARLOTTE, N.C. • INDEPENDENCE HS

Played cornerback at Independence High School for Coach Bill Geiler ... Also saw time at running back and safety ... As a senior, tallied 57 tackles, including 49 solo stops, and pulled down six interceptions ... Returned three kickoffs for touchdowns ... Named to the Associated Press all-state team as a senior on defense ... Played in the 2012 Shrine Bowl ... Named conference Co-Defensive Player of the Year ... Won All-Southwestern Conference honors as a junior and senior ... Finished with 48 tackles, five interceptions, and 23 PBUs during his junior campaign ... Helped lead his team to a 10-3 record and the second round of the state playoffs ... Was named school's 2012 Scholar Athlete of the Year.

**1 MARQUEZ VALDES**

WIDE RECEIVER  
6-3 • 201 • FR.  
ST. PETERSBURG, FLA. • LAKEWOOD HS

Played wide receiver at Lakewood High School for coach Cory Moore ... As a senior, caught 50 passes for 800 yards and 14 touchdowns ... Had 28 catches for 600 yards and six scores as a junior.

**8 DRAVIOUS WRIGHT**

CORNERBACK  
5-10 • 185 • FR.  
VERO BEACH, FLA. • VERO BEACH HS

Played cornerback at Vero Beach High School for coach Lenny Jankowski ... As a senior, had 68 tackles and four PBUs ... Also saw time at running back, rushing for five touchdowns ... Helped lead Vero Beach to a 9-2 record as a senior and the second round of the Florida 8A playoffs ... Was named to the all-area first-team as a junior ... High school teammate of fellow 2013 signee Sean Paul.





# STAFF

# DAVE DOEREN

**L STATECOACHD**

DRAKE '93

HEAD COACH

14 YEARS IN COACHING



*"I didn't take any shortcuts to get here. I've been coaching 17 years at the college level and I've lined the fields and driven the bus. I was a GA twice. I've coached high school. I've been a I-AA non-scholarship coach. I've been a I-AA scholarship coach. I've been an assistant coach. I've been a co-coordinator, a recruiting coordinator, a head coach at a mid-major and now I'm standing here in the ACC and I'm jacked up about it."*

*Dave Doeren, Dec. 2, 2012*

When Dave Doeren was first introduced as head football coach to Wolfpack Nation at a press conference on Dec. 2, 2012, his opening statement concisely told the story of who he is and what he stands for - providing an accurate snapshot of Dave Doeren the football coach and Dave Doeren the man. In those few short sentences, he displayed the attributes that made him NC State's first choice when it came time to find the 34th coach in program history: his experience, his work ethic and his passion.

## A VARIETY OF EXPERIENCES

As he stated on that December afternoon, the 41-year-old Doeren has packed a lifetime's worth of coaching experience into just 19 years. He comes to NC State after leading the program at Northern Illinois to its most successful two years in program history. His first Husky squad won the school's first Mid-American Conference Championship since 1983 and tied the school record with 11 wins. His second version repeated as league champions and set a new school record by posting 12 victories for the season and earning a trip to the Orange Bowl - the first BCS berth ever for a MAC school. Doeren was a finalist for several national coach of the year awards following the 2012 campaign.

Under Doeren's leadership, NIU boasted the nation's longest conference winning streak with 17 straight victories over MAC opponents. The Huskies never lost a home game during his tenure in DeKalb, winning a dozen home contests in the past two seasons to extend the nation's longest home winning streak to 21 games.

During his two years at NIU, eight players earned all-conference accolades, and one of his quarterbacks won the MAC's Vern Smith Leadership Award - given to the league's MVP - each season. The Huskies' Academic Progress Rate (APR) ranked among the top five nationally as well.

Northern Illinois was the only school in the nation to have a player win the National Football Foundation Scholar-Athlete Award in both 2011 and 2012. Additionally, Northern Illinois joined Duke, Penn State and Nebraska as one of only four schools in the country to place four players on the 2012 Capital One Academic All-District Team for its region.

The Shawnee Mission, Kansas, native posted a 23-4 overall record with a 17-1 mark against MAC opponents during his time at NIU. His prolific offense scored 40 points or more 16 times in 27 games. In 2012 alone, the program averaged 40.8 points per game during the regular season and ranked in the Top 15 nationally in fourth down conversions (2nd), rushing offense (9th), scoring offense (10th), 3rd down conversions (15th), and total offense (15th).

Prior to his stint in DeKalb, Doeren spent five seasons in the Big Ten at Wisconsin, where he served as defensive coordinator and linebackers coach. During Doeren's time in Madison, the Badgers posted a 49-15 overall mark and played in the Champs Sports Bowl twice, the Outback Bowl, the Capital One Bowl and the Rose Bowl.

For his first two seasons in Madison, he served as co-defensive coordinator/recruiting coordinator/linebackers coach and in 2008, was named the primary defensive coordinator. His UW defenses were consistently ranked in the top 25 in NCAA defensive categories. In 2010, Wisconsin ranked 20th in total defense and in the top 30 in both rushing and scoring defense. In 2009, the Badgers led the Big Ten and ranked fifth in the country in rushing defense, holding each of their last 10 opponents to less than 100 yards rushing - the longest streak in school history. Wisconsin led the nation in pass efficiency defense in 2006 and was the No. 2 scoring defense in the country.

His pupils at Wisconsin included National Football League linebackers Jonathan



Casillas of the New Orleans Saints and DeAndre Levy, the Detroit Lions' middle linebacker. Badgers' linebacker Chris Borland earned 2009 Big Ten Defensive Freshman of the Year honors.

Doeren arrived at Wisconsin after four seasons (2002-05) at the University of Kansas, where he served as linebackers coach and recruiting coordinator for three seasons before being promoted to co-defensive coordinator under head coach Mark Mangino. The Jayhawks led the Big 12 and ranked No. 3 nationally in rushing defense and No. 11 nationally in total defense in 2005.

During Doeren's time at Kansas, the Jayhawks ended a seven-year bowl drought, earning bids to the 2003 Tangerine Bowl and the 2005 Ft. Worth Bowl. The opponent in that first bowl appearance was a Philip Rivers-led NC State team. At his introductory press conference at NC State, Doeren recalled how the passion of the Wolfpack fan base made an impression on him then that he never forgot, 10 years before he was named the Pack's head coach.

He coached Big 12 Defensive Player of the Year Nick Reid, who was also a third-team All-American, and four of his players won academic all-conference honors.

In 2000 and 2001, Doeren coached the secondary at NCAA Division I-AA (now Football Championship Subdivision) powerhouse Montana, also serving as the Grizzlies' recruiting coordinator for one year.

Montana advanced to the I-AA national championship game in 2000, losing by two points, but returned to win the national title the following season. The Grizzlies posted a 28-3 record and won two Big Sky Conference championships in his two years with the program and he coached five All-Americans, four All-Big Sky performers and two league defensive MVPs.

### "Lined the fields and driven the bus"

Doeren grew up right outside of Kansas City, where he was a big fan of the Royals' George Brett and the Chiefs' Dino Hackett. He also grew up watching his grandfather, Thomas Glennon, coach high school basketball and track. He loved the respect his grandfather commanded from his players, even after he retired from coaching.

When he left for college at Drake University in Des Moines, Iowa, his goals were to play football, earn a pre-med degree, go to med school and become an orthopedic doctor. He accomplished the first two.

He lettered at tight end for the Bulldogs, catching 19 catches for 237 yards for his career. He majored in pre-medical biology, earning Academic All-America honors as a senior. He took the Medical College Admission Test (MCAT). His plans for the future changed, however, during the summer between his junior and senior

### QUICK FACTS

Coaching Experience: College: Head coach at NC State (2013); Head coach at Northern Illinois (2011-12); Defensive coordinator/Linebackers coach at Wisconsin (2008-10); Co-defensive coordinator/Recruiting coordinator/Linebackers coach at Wisconsin (2006-07); Linebackers coach/Co-defensive coordinator at Kansas (2005); Linebackers coach/Recruiting coordinator at Kansas (2002-04); Defensive secondary coach at Montana (2000-01); Graduate Assistant at USC (1998-99); Linebackers coach/Defensive coordinator at Drake (1997); Linebackers coach at Drake (1995-96);

High School: Assistant Coach at Shawnee Mission (Ks.) High School (1994)

**PLAYING EXPERIENCE:** High School: Played at Bishop Miege High School; College: Four-year letterwinner at tight end and Academic All-American at Drake.

**EDUCATION:** Earned a BS in pre-medical biology from Drake in 1993 and a master's degree in educational leadership from USC in 1999.

**PERSONAL DATA:** Married to the former Sara Vander Woude from Chariton, Iowa. The couple has three sons: Jacob (13), Luke (11), Connor (6).

Bowl Qualification: At Northern Illinois: \*2013 Orange Bowl, 2011 GoDaddy.com Bowl; At Wisconsin: 2010 Rose Bowl, 2009 Champs Sports Bowl, 2008 Champs Sports Bowl, 2007 Outback Bowl, 2006 Capital One Bowl; At Kansas: 2005 Ft. Worth Bowl, 2003 Tangerine

years when his former coach at Bishop Miege High School asked him to lead seven-on-seven drills.

"It was the most fun three hours of my life," he remembered. "I knew from that moment I was going to be a coach. I didn't know how long it would take, but I knew it was what I wanted to do."

Doeren has pursued that goal with a relentlessness that has never wavered. Instead of heading to med school, he landed his first coaching job in 1994, right there in Kansas at Shawnee Mission High School.

His collegiate coaching career began just a year later, when he was named an assistant coach at Drake, leading the linebackers from 1995-97 before adding defensive coordinator chores in 1997. He had one of his players earn All-Pioneer League honors two of his three years on his alma mater's staff.

Doeren got his first taste of a bowl experience as a defensive graduate assistant at the University of Southern California when the Trojans played in the 1998 Sun Bowl. The Trojans led the nation in interceptions that year with 24, while the 1999 squad led the nation in turnover margin. Doeren earned a Master's degree in educational leadership from USC.

### "I'm fired up about it"

Anyone who watched Northern Illinois' double-overtime victory over Kent State in the 2012 MAC Championship game on Nov. 30, 2012, saw a head coach on the Husky sideline who was all in. On Friday night, he led his squad to that 44-37 victory, celebrated with his team as it received the league championship trophy and then boarded a bus for the all-night ride back from Detroit to DeKalb.

Just a couple of hours later, Wolfpack Director of Athletics Debbie Yow was waiting to talk to him about becoming the Wolfpack's next head coach. By Sunday

afternoon, he was decked out in Wolfpack gear, with all of his attention turned to his new squad as he watched the team's first bowl practice in Raleigh and began to access recruiting needs.

"It was a crazy 48 hours for us," he recalled. "We were in a double-overtime game and then woke up with a great opportunity."

While his former team was celebrating its unprecedented bid to the Orange Bowl, Doeren was standing in front of the NC State media, talking about why he had no regrets.

"I had a great job," Doeren, the youngest football coach in the ACC, said. "I wasn't going to leave for a place that wasn't special and I felt that way about NC State."

In his first few weeks as the leader of the Pack, Doeren recruited and hired a staff, audited several practices, called every prospect who had already committed to

NC State and met with his returning players. His new staff was relentless on the recruiting trail, bringing in a class that fit the program's needs under his new system.

When Doeren met with his new team on the day he was introduced to the NC State community, he told them, "You didn't pick me, I picked you. I love what I do and I'm all in."

He also told his new charges to expect to his other great passion around the program frequently: his family. Doeren met his wife Sara while he was coaching at Drake and she was a nursing student. The couple has three sons: Jacob (14), Luke (11) and Connor (7).



DOEREN WITH THE 2013 WOLFPACK SENIORS.

#### YEAR BY YEAR WITH DAVE DOEREN

YEARS	SCHOOL	POSITION	RECORD	POSTSEASON	NOTES
1994	Shawnee Mission HS	Assistant Coach			
1995	Drake	Linebackers	8-1-1		
1996	Drake	Linebackers	8-3		
1997	Drake	Linebackers/Defensive coor.	8-3		
1998	USC	Graduate Assistant	8-5		Sun Bowl
1999	USC	Graduate Assistant	6-6		
2000	Montana	Defensive Secondary	13-2	IAA Runner-ups	Big Sky Champions
2001	Montana	Defensive Secondary	15-1	I-AA Champions	Big Sky Champions
2002	Kansas	LB/Recruiting Coordinator	2-10		
2003	Kansas	LB/Recruiting Coordinator	6-7	Tangerine Bowl	
2004	Kansas	LB/Recruiting Coordinator	4-7		
2005	Kansas	LB/Co-Defensive Coordinator	7-5	Ft. Worth Bowl	
2006	Wisconsin	Co-Def. Coor./Recruiting Coor./LBs	12-1	Capital One Bowl	
2007	Wisconsin	Co-Def. Coor./Recruiting Coor./LBs	9-4	Outback Bowl	
2008	Wisconsin	Defensive Coordinator/LBs	7-6	Champs Sports Bowl	
2009	Wisconsin	Defensive Coordinator/LBs	10-3	Champs Sports Bowl	
2010	Wisconsin	Defensive Coordinator/LBs	11-2	Rose Bowl	Big 10 Champions
2011	Northern Illinois	Head Coach	11-3	GoDaddy.com Bowl	MAC Champions
2012	Northern Illinois	Head Coach	12-1	*Orange Bowl	MAC Champions
2013	NC State	Head Coach			

\* Team competed in Orange Bowl after Doeren was named head coach at NC State



# MATT CANADA

**L COACH** **MCANADA**

INDIANA '93

OFFENSIVE COORDINATOR/QUARTERBACKS  
22<sup>ND</sup> YEAR IN COACHING

**EDUCATION:** Earned a B.A. in business from Indiana in 1993, and a M.A. in sport administration from Indiana in 1995.

**PERSONAL DATA:** Born in New Palestine, Indiana. Has a daughter, Tori (15) and a son, Chris (13).

**BOWL EXPERIENCE:** *As a coach* - 2013 Rose Bowl, 2012 GoDaddy.com Bowl, 2007 Insight Bowl, 1993 Independence Bowl.

**CONFERENCE CHAMPIONSHIPS:** 2012 Wisconsin, 2011 Northern Illinois.

**OTHER HIGHLIGHTS:** *As a coach* - At Wisconsin in 2012, the Badgers finished the regular season ranked 12th in the NCAA in rushing yards per game with an average of 237.8 yards. Montee Ball won the Doak Walker Award as the nation's top running back, in addition to being named a first-team AP All-American. Ball finished seventh in the NCAA with 1,730 rushing yards and his 21 touchdowns ranked eighth nationally. Wide receiver Jared Abbrederis and left tackle Rick Wagner each earned consensus first-team All-Big Ten honors in 2012, while center Travis Frederick (media) and tight end Jacob Pedersen (coaches) also were tabbed to the first-team. Pedersen was also named the Big Ten tight end of the year. Spent the 2011 campaign at Northern Illinois, coordinating the Husky offense for a team that posted an 11-3 record, won a MAC championship and gained a victory in the GoDaddy.com Bowl. The NIU offense finished among the top 12 nationally in scoring offense, total offense and rushing offense. The Huskies were one of only five teams in the nation to average at least 230.0 yards rushing and passing each in 2011. NIU's quarterback Chandler Harnisch was a National Football Foundation Scholar-Athlete and was named honorable mention All-America by SI.com. He finished ninth in the country in total offense, averaging 328.2 yards per game. Canada's quarterbacks at Indiana (Ben Chappell, Kellen Lewis and Blake Powers) hold the top three spots in single season touchdowns, yards, completions, attempts and completion percentage. In four years as IU offensive coordinator, the Hoosiers had an All-American wide receiver (James Hardy), three first-team All-Big Ten receivers, an all-conference left tackle and an all-league quarterback (Lewis). Chappell led the Big Ten in passing yards, completions and attempts in 2010 while setting the Indiana single-season records in all three categories. Lewis set the Indiana school record for career passing touchdowns and established new single-season marks for passing yards, passing touchdowns and total yards as the 2007 Hoosiers scored a school-record 412

points under Canada's direction. In his first stint at Northern Illinois, helped lead the Huskies to a No. 12 Associated Press and No. 10 Bowl Championship Series (BCS) national ranking in 2003. Coached players whose names fill the Husky record books, including current Atlanta Falcons' running back and 2003 second-team All-American Michael Turner.

## YEAR BY YEAR WITH MATT CANADA

YEAR(S)	TEAM	POSITION
1992	Indiana	Student Coach/Running Backs
1993	Indiana	Student Coach/Quarterbacks
1994	Indiana	Graduate Assistant/Quarterbacks
1995	Indiana	Graduate Assistant/Tight Ends
1996	Butler	Quarterbacks/Wide Receivers
1997	Butler	Offensive Coordinator
1998-00	Northern Illinois	Running Backs
2001-02	Northern Illinois	Quarterbacks
2003	Northern Illinois	Offensive Coordinator/Quarterbacks
2004	Indiana	Quarterbacks
2005-06	Indiana	Passing Game Coordinator/Quarterbacks
2007-10	Indiana	Offensive Coordinator/Quarterbacks
2011	Northern Illinois	Offensive Coordinator/Quarterbacks
2012	Wisconsin	Offensive Coordinator/Quarterbacks
2013	NC State	Offensive Coordinator/Quarterbacks

# EDDIE FAULKNER

**L COACHFAULK**

WISCONSIN '00

 TIGHT ENDS/FULLBACKS/SPECIAL TEAMS COORDINATOR  
 12<sup>TH</sup> YEAR IN COACHING


**PLAYING EXPERIENCE:** *College* - A member of two Big Ten championship teams as a running back at Wisconsin from 1996-2000, rushing for 1,064 yards and seven touchdowns in his career. He posted three 100-yard rushing games, including 119 yards in a win over No. 14 Iowa in 1997 as a redshirt freshman. Wisconsin went to five straight bowls during his playing career, including back-to-back Rose Bowls in 1999 and 2000; *Professional* - Signed a free-agent contract with the Pittsburgh Steelers in 2001 before going on to a pro career with the Edmonton Eskimos of the Canadian Football League.

**EDUCATION:** Earned a B.A. in history from Wisconsin in 2000, and a M.A. in adult, higher and community education from Ball State in 2004.

**PERSONAL DATA:** Born in Muncie, Indiana on October 20, 1977. Wife's name is Anissa. Has a son, Eddie IV (10), and a daughter, Madison Rose (7).

**BOWL EXPERIENCE:** *As a coach* - 2013 Rose Bowl, 2012 GoDaddy.com Bowl, 2009 GMAC Bowl, 2008 International Bowl; *As a player* - 2000 Sun Bowl, 2000 Rose Bowl, 1999 Rose Bowl, 1998 Outback Bowl, 1996 Copper Bowl.

**CONFERENCE CHAMPIONSHIPS:** 2012 Wisconsin, 2011 Northern Illinois.

**OTHER HIGHLIGHTS:** *As a coach* - At Wisconsin in 2012, helped junior Jacob Pedersen win all-Big Ten honors and the league's Kwalick-Clark Tight End of the Year award. Pedersen was the team's second leading receiver and his 14 career TD receptions are tied for 11th all time at UW. At Northern Illinois, Faulkner mentored All-MAC tailback Jasmin Hopkins, who rushed for 956 yards and 15

touchdowns on 187 carries (5.1 avg.). NIU boasted the nation's No. 12 rushing attack with an average of 234.1 yards per game. While also overseeing NIU's special teams, Faulkner's punt coverage unit ranked second nationally, yielding just one yard per return. Husky placekicker Mathew Sims was a first-team All-MAC performer while compiling a school-record 124 points (20-28 field goals, 64-66 PATs). Served as Ball State's interim head coach at the end of the 2010 season before his departure to NIU. While at Ball State, the Cardinals captured two MAC West Division championships and advanced to back-to-back bowl games for the first time in school history. The 2008 squad went undefeated during the regular season as tailback MiQuale Lewis rushed for a Ball State record 1,736 yards.

## YEAR BY YEAR WITH EDDIE FAULKNER

YEAR(S)	TEAM	POSITION
2002	Anderson University	Running Backs
2003-04	Ball State	Graduate Assistant
2005-08	Ball State	Running Backs/Special Teams
2009-10	Ball State	Offensive Coordinator/Running Backs
2011	Northern Illinois	Running Backs/Spec. Teams Coordinator
2012	Wisconsin	Tight Ends
2013	NC State	Tight Ends/Fullbacks/Special Teams Coord.

# DAVE HUXTABLE

**L COACHDHUX**

 EASTERN ILLINOIS '79  
 DEFENSIVE COORDINATOR/LINEBACKERS  
 31<sup>ST</sup> YEAR IN COACHING


**EDUCATION:** Earned a bachelor's degree in education from Eastern Illinois in 1979.

**PERSONAL DATA:** Born in Elgin, Illinois on December 20, 1956. He and his wife Vicki have a son, Jake (23), and a daughter, Shea (27).

**BOWL EXPERIENCE:** *As a coach* - 2013 BBVA Compass Bowl, 2012 Rose Bowl, 2010 Liberty Bowl, 2009 St. Petersburg Bowl, 2007 Liberty Bowl, 2005 Hawaii Bowl, 2001 Peach Bowl, 1999 Mobile Bowl, 1997 Carquest Bowl, 1992 Peach Bowl.

**CONFERENCE CHAMPIONSHIPS:** 2011 Wisconsin, 2010 Central Florida, 2007 Central Florida.

**OTHER HIGHLIGHTS:** *As a coach* - In 2012 Pittsburgh ranked 16th in the NCAA in total defense (325.8), 21st in scoring defense (19.7), 24th in rushing defense (129.1) and 25th in passing defense (196.8). Panthers' defensive lineman Aaron Donald earned first-team All-Big East honors after leading the league and ranking 11th nationally with 18.5 tackles for loss, while safety Jason Hendricks was a second-team selection after tying for ninth nationally with five interceptions. In 2011 at Wisconsin, oversaw the development of first-team All-Big Ten performers Chris Borland and Mike Taylor. The pair spearheaded a defense that helped the Badgers win the Big Ten championship and earn a Rose Bowl berth. In his final year at UCF, Huxtable's defense helped the Knights to the finest season in school history with an 11-3 record, the C-USA championship and a 10-6 victory over Georgia in the 2010 Liberty Bowl. UCF ranked eighth nationally in scoring defense (17.1 points/game), eighth in rushing defense (108.4 yards/game), 15th in total

defense (315.4 yards/game) and 18th in pass efficiency defense (113.0 rating). Defensive end Bruce Miller was a two-time C-USA Defensive Player of the Year and finished his career as UCF's career sacks leader with 35.5. Miller was selected by the San Francisco 49ers in the 2011 NFL Draft. His pupils at UNC included a pair of NFL Draft selections in David Thornton and Quincy Monk. Thornton, a former walk-on, emerged as one of the Atlantic Coast Conference's most productive defenders en route to All-ACC honors. At Georgia Tech, Keith Brooking finished as the school's career tackles leader (467 stops) and was a first-round draft pick of the Atlanta Falcons. Among his pupils at East Carolina was linebacker Robert Jones, a consensus All-American who went on to be a first-round draft pick of the Dallas Cowboys and winner of three Super Bowl rings. Jones starred for the Pirates' 1991 team that went 11-1 and finished with a national No. 9 ranking.

## YEAR BY YEAR WITH DAVE HUXTABLE

YEAR(S)	TEAM	POSITION
1982	Iowa State	Graduate Assistant
1983-84	Independence (Ks.) CC	Defensive Coordinator
1985-88	Western Kentucky	Linebackers
1989	Western Kentucky	Defensive Coordinator
1990-91	East Carolina	Linebackers/Special Teams
1992-94	Georgia Tech	Linebackers/Special Teams Coordinator
1995	Georgia Tech	Linebackers
1996-97	Georgia Tech	Defensive Coordinator/Linebackers
1998	East Carolina	Linebackers
1999	East Carolina	Defensive Line
2000	Oklahoma State	Linebackers/Special Teams Coordinator
2001	North Carolina	Linebackers/Special Teams Coordinator
2002	North Carolina	Defensive Coordinator/Linebackers
2004-07	UCF	Linebackers/Special Teams Coordinator
2008-10	UCF	Defensive Coordinator
2011	Wisconsin	Linebackers
2012	Pittsburgh	Defensive Coordinator
2013	NC State	Defensive Coordinator/Linebackers

# FRISMAN "FRIS" JACKSON

**L FRISMAN88**

 WESTERN ILLINOIS '04  
 WIDE RECEIVERS  
 6<sup>TH</sup> YEAR IN COACHING


**PLAYING EXPERIENCE:** *College* - Began his collegiate career playing quarterback at Northern Illinois, then transferred to Western Illinois where he played quarterback and wide receiver for the Leathemecks in 2000 and 2001. At Northern Illinois, completed 109-of-259 passes for 1,327 yards in 10 starts over three seasons. At WIU, he set the school record for catches (14) and receiving yards (286) in a game versus Indiana State in 2001. He ranks fourth on the WIU single-season list for yards with 1,041 and is 10th in single season catches with 55; *Professional* - Played six seasons in the NFL, with the Cleveland Browns (2002-06) and with the N.Y. Jets (2007). Caught 40 passes for 490 yards with the Browns.

**EDUCATION:** Earned a B.A. in law enforcement and justice administration from Western Illinois in 2004, and a M.S. degree in RPTA from Western Illinois in 2010.

**PERSONAL DATA:** Born in Chicago on June 12, 1979. He and his wife Lindsey have a daughter, Anya (1).

**BOWL EXPERIENCE:** *As a coach* - 2013 Orange Bowl, 2012 GoDaddy.com Bowl.

**CONFERENCE CHAMPIONSHIPS:** 2012 Northern Illinois.

**OTHER HIGHLIGHTS:** *As a coach* - In 2012 at Northern Illinois, Jackson coached wide receiver Martel Moore, who earned first-team All-MAC honors. Moore ranked 23rd nationally with his 1,083 receiving yards and fifth in the nation with 13 touchdown receptions. Receivers Tommylee Lewis and Perez Ashford also had their best seasons as Huskie players in 2012. During his time at Western Illinois, wide receiver Lito Senatus finished in the top 30 in the Football Championship Subdivision (FCS) in receptions and in the top 40 in receiving yards.

## YEAR BY YEAR WITH FRISMAN JACKSON

YEAR(S)	TEAM	POSITION
2008-09	Western Illinois	Wide Receivers
2010-11	Akron	Wide Receivers
2012	Northern Illinois	Wide Receivers
2013	NC State	Wide Receivers



# DESMOND "DES" KITCHINGS

**L COACHDESKITCH**  
 FURMAN '00  
 RUNNING BACKS  
 10<sup>TH</sup> YEAR IN COACHING



**PLAYING EXPERIENCE:** *College* - A standout receiver/return specialist at Furman. As a senior in 1999, Kitchings helped Furman win the first of three conference championships. He ranks among the school's all-time leaders in receptions and returns. As a specialist, he averaged 29.3 yards on 33 kickoff returns - the second-best mark in Southern Conference history. Four were returned for touchdowns - also a school record. A consensus all-Southern Conference selection as both a receiver and returner, Kitchings earned All-America honors as a return specialist in 1999 after leading the NCAA I-AA division in return average. He became the youngest inductee into the Furman Athletics Hall of Fame in 2009; *Professional* - selected by Kansas City in the 2000 NFL Draft, and spent four years on practice squads and rosters of NFL squads.

**EDUCATION:** Earned a B.S. in health and exercise science from Furman in 2000.

**PERSONAL DATA:** A native of Wagener, S.C., Kitchings and his wife, Heather, have three children: Aiden (7), Ava (5) and Austen (3).

**BOWL EXPERIENCE:** *As a coach*  
 - 2012 Franklin American Mortgage Music City Bowl, 2012 Military Bowl, 2008 Music City Bowl.

**CONFERENCE CHAMPIONSHIPS:**  
*As a coach* - 2004 Furman; *As a player*  
 - 1999 Furman.

**OTHER HIGHLIGHTS:** *As a coach* - In his first season at NC State, coached both running backs and tight ends in

2012. Freshman Shadrach Thorton finished the season with three straight games over 100 yards rushing, the first Pack player to do so since 2002. Thornton finished fourth in the ACC in rushing (69.4). In his one season at Air Force, 2011, the Falcons ranked third nationally in rushing averaging 314.8 yards per game. Air Force also finished third nationally with 43 rushing touchdowns. Served as Vanderbilt's offensive coordinator for the 2010 season. He was a key player in the development of true freshman tailbacks Warren Norman and Zac Stacy, who ranked 1-2 on the team in rushing in 2009, with Norman producing one of the finest all-purpose campaigns ever by an SEC freshman. He ended the season as the SEC Freshman of the Year and a freshman All-American. Prior to his time at Vanderbilt, Kitchings coached at Furman from 2004-07 where he was the tight ends coach and special teams coordinator. He helped mentor Larry Hedden, Willis Sudderth and John Rust to all-conference recognition. During his tenure at Furman, the Paladins went 10-3 and captured a conference title in 2004, and advanced to the NCAA I-AA national semifinals in 2005.

## YEAR BY YEAR WITH DES KITCHINGS

YEAR(S)	TEAM	POSITION
2004-07	Furman	Tight Ends / Special Teams Coordinator
2008-09	Vanderbilt	Running Backs/Running Game Coordinator / Special Teams Coordinator
2010	Vanderbilt	Offensive Coordinator
2011	Air Force	Running Backs/Running Game Coordinator
2012	NC State	Running Backs / Tight Ends
2013	NC State	Running Backs

# RICHARD MCNUTT

**L COACH MCNUTT**

OHIO STATE '04

CORNERBACKS

10<sup>TH</sup> YEAR IN COACHING



**PLAYING EXPERIENCE:** *College* - A three-year letterwinner for Ohio State where he played cornerback. Was on the Buckeye team that won the 2002 National Championship with a perfect 14-0 record. Played in every game at Ohio State in 2000 and 2001 and started the first six games of 2002 before being sidelined with an injury. He was one of the top five cornerback prospects in the country coming out of Rich East High School.

**EDUCATION:** Earned a B.S. in human ecology from Ohio State in 2004.

**PERSONAL DATA:** Born in Chicago on September 17, 1981. He and his wife LaToya have two sons, Devon (14) and Trey (5), and a daughter, Nya (10).

**BOWL EXPERIENCE:** *As a coach* - 2013 Orange Bowl, 2012 GoDaddy.com Bowl, 2004 Fiesta Bowl; *As a player* - 2003 Fiesta Bowl, 2002 Outback Bowl, 2001 Outback Bowl.

**CONFERENCE CHAMPIONSHIPS:** *As a coach* - 2012 Northern Illinois, 2011 Northern Illinois, 2004 Washington & Jefferson; *As a player*: 2002 Ohio State.

**OTHER HIGHLIGHTS:** *As a coach* - The Northern Illinois secondary showed considerable improvement in its second season under the direction of McNutt. In 2011, Northern Illinois ranked 89th nationally in passing defense, but improved to 41st in 2012 giving up 217.7 yards through the air per game. The Huskies also improved in interceptions, ranking 43rd in 2011, but improving to 23rd in 2012 with 15 on the year. While at Kent State, the Golden Flashes boasted the No. 1 total defense in the MAC in 2010 and ranked second in the league in pass

efficiency defense. Spent the 2008 football season on the staff of the Cleveland Browns, where he coached the safeties, assisted with the defensive backs and served as assistant special teams coach. The Browns ranked second in the NFL in interceptions with 23 that season. At Washington & Jefferson, he helped lead the Presidents to a 12-1 record and the third round of the NCAA Division III Playoffs in 2004, as Washington & Jefferson ranked second in the nation with 26 interceptions. W&J posted a 9-2 record and advanced to the playoffs in 2005. As a student assistant with Ohio State in 2003, he assisted with the cornerbacks and special teams and was a member of the staff that led OSU to an 11-2 record and a victory in the Tostitos Fiesta Bowl.

## YEAR BY YEAR WITH RICHARD MCNUTT

YEAR(S)	TEAM	POSITION
2003	Ohio State	Student Coach/Defensive Backs
2004-05	Washington & Jefferson	Defensive Backs
2006	VMI	Defensive Backs
2007	Toledo	Defensive Backs/Special Teams
2008	Cleveland Browns	Defensive Backs/Safeties/Special Teams
2009-10	Kent State	Defensive Backs/Cornerbacks
2011-12	Northern Illinois	Cornerbacks
2013	NC State	Cornerbacks

# RYAN NIELSEN

**L COACH** NIELSEN  
SOUTHERN CALIFORNIA '02  
DEFENSIVE LINE/RECRUITING COORDINATOR  
10<sup>TH</sup> YEAR IN COACHING



**PLAYING EXPERIENCE:** *College* - Played defensive lineman at Southern California where he was an All-Pac 10 Conference selection as a sophomore. Recorded a career-best 39 tackles in 1999. Current NC State head coach Dave Doeren was a grad assistant at USC when Nielsen was a player; *Professional* - Signed as an undrafted free agent with the NFL's Philadelphia Eagles, then played one season of Arena Football with the Los Angeles Avengers.

**EDUCATION:** Earned a B.A. from Southern California in 2002.

**PERSONAL DATA:** Born in Los Angeles on March 20, 1979.

**BOWL EXPERIENCE:** *As a coach* - 2013 Orange Bowl, 2012 GoDaddy.com Bowl; *As a player* - 1998 Sun Bowl, 2001 Las Vegas Bowl.

**CONFERENCE CHAMPIONSHIPS:** 2012 Northern Illinois, 2011 Northern Illinois, 2009 Central Connecticut State.

**OTHER HIGHLIGHTS:** *As a coach* - In both of his seasons at Northern Illinois, the Huskies won the MAC Championship. A pair of defensive lineman from Northern Illinois, Sean Progar and Alan Baxter, were first-team All-MAC selections in 2012, while Nabal Jefferson was a National Scholar-Athlete and finalist for 2012 William V. Campbell Trophy. In 2011, coached Progar and Ron Newcomb to

All-MAC honors. In his one season at UT-Martin, defensive end Tim Cox earned All-Ohio Valley Conference honors in 2010. At Central Connecticut State, coached a pair of all-conference honorees in 2008 league sack leader Ray Saunders and 2009 Northeast Conference Rookie of the Year, Lawton Arnold. Began coaching career coaching defensive line at Mississippi (2005-07). His pupils included future NFL player Jayme Mitchell, freshman All-American Marcus Tillman, 2007 SEC sack leader Greg Hardy, and 2009 NFL first round pick Peria Jerry.

## YEAR BY YEAR WITH RYAN NIELSEN

YEAR(S)	TEAM	POSITION
2004	Idaho	Assistant Coach
2005-07	Mississippi	Defensive Line
2008-09	Central Connecticut St.	Defensive Coord./Def. Line/Linebackers
2010	Tennessee-Martin	Defensive Line/Special Team
2011	Northern Illinois	Defensive Line/Recruiting Coordinator
2012	Northern Illinois	Co-Defensive Coord./DL/Recruiting Coord.
2013	NC State	Defensive Line/Recruiting Coordinator

# MIKE UREMOVICH

**L COACHU\_NCSTATE**  
 PURDUE '00  
 OFFENSIVE LINE  
 18<sup>TH</sup> YEAR IN COACHING



**EDUCATION:** Earned a B.A. degree in secondary education from Purdue in 2000, and a M.A. degree in adult education from Northern Illinois in 2003.

**PERSONAL DATA:** Born in Gary, Ind., on August 21, 1976. Along with wife Katie, has a daughter, Ella (8), and two sons, Michael (5) and Drew (2).

**BOWL EXPERIENCE:** *As a coach* - 2013 Orange Bowl.

**CONFERENCE CHAMPIONSHIPS:** 2012 Northern Illinois, 2011 St. Francis, 2003 Waynesburg.

**OTHER HIGHLIGHTS:** *As a coach* - In 2012 at NIU, the Huskies finished ninth in the nation in rushing offense, averaging 250.2 yards per game, and ranked 15th in total offense. The Huskies also finished ninth nationally in scoring, with an average of 40.8 points per game - including 44 rushing touchdowns. His special teams units also enjoyed success at Northern Illinois, as the Huskies ranked fifth nationally in kickoff coverage and fourth in punt coverage. Spent seven years as the head coach at the University of St. Francis in Joliet, Ill. In 2011, he led that NAIA program to its most successful season in school history, as USF won a school-record 10 games and claimed its first win over an NCAA Football Championship Subdivision (FCS) team (Georgia State). The Saints advanced to the NAIA

Playoffs for the first time in 24 years, capturing their first playoff victory. USF also posted seven-win seasons in 2008 and 2010 and turned in a 27-19 record over his last four seasons as head coach. At Waynesburg College in Pa., his offense established school records for rushing yards (2,315), total offense (4,579) and passing yards (2,592), winning the first conference title in school history and playing in the Division III national playoffs. Worked as a graduate assistant at NIU in 2001 and 2002 for teams that won a share of the MAC West Division titles.

## YEAR BY YEAR WITH MIKE UREMOVICH

YEAR(S)	TEAM	POSITION
1996-97	McCutcheon HS (Ind.)	Defensive Backs
1998-99	Providence Catholic (Ill.) HS	Wide receivers
2000	Benedictine	Wide Receivers/Special Teams
2001-02	Northern Illinois	Graduate Assistant
2003-04	Waynesburg College	Offensive Coordinator
2005-11	University of St. Francis	Head Coach
2012	Northern Illinois	Running Backs/Special Teams
2013	NC State	Offensive Line



# CLAYTON WHITE

L COACHWHITENC SU

NC STATE '01

SAFETIES/CO-SPECIAL TEAMS COORDINATOR  
11<sup>TH</sup> YEAR IN COACHING

**PLAYING EXPERIENCE:** *College* - A three-year starter at linebacker for the Wolfpack from 1998-00 and a member of the special teams unit during his collegiate playing days at NC State. Ended his career with his name in the record book for several categories, including career tackles for loss (33), single-season tackles for loss (16) and tackles in a single game (23). Was named NC State's special teams MVP in 1997; *Professional* - Spent three seasons in the NFL, with the New York Giants from 2001-02 and with the Tampa Bay Buccaneers from March to August of 2003. Played every special teams snap during the 2001 season with the Giants.

**EDUCATION:** Earned a B.S. degree in sport management from NC State in 2001.

**PERSONAL DATA:** Born in Dunn, N.C., on Dec. 2, 1977. He and his wife Kelly, have a son, Chase (2) and a daughter, Macy, who was born in February.

**BOWL EXPERIENCE:** *As a coach* - 2009 Sun Bowl, 2006 International Bowl; *As a player* - 1998 Micron PC Bowl, 2000 MicronPC.com Bowl.

**OTHER HIGHLIGHTS:** *As a coach* - In 2012, Connecticut tied for the national lead with three punt returns for touchdowns. The Huskies also led the Big East with a 12.5 punt return average, a mark that ranked 18th nationally. In 2011, UConn tailback Lyle McCombs earned Freshman All-America honors from the Football Writers Association of America and was a second-team All-Big East pick. He became just the second Husky to rush for more than 1,000 yards in a freshman season. On special teams, UConn was ranked 17th in the country in kickoff returns in 2011. Punter Cole Wagner was named second team All-Big East Conference.

In 2010, the Western Kentucky punt return team ranked third in the Sun Belt Conference with 8.1 yards per return. He helped coach the defense that led the Sun Belt in total yards allowed in conference games. During his tenure at Stanford, the Cardinal was ranked as high as 14th in the national polls, posting an 8-4 regular season record in 2009. The Cardinal's Sun Bowl appearance that season marked the school's first bowl game since 2001. In 2006, Western Michigan ranked sixth in the country in kickoff return defense at 16 yards per return and 10th in the country in punt returns at 13.6. The defense that year led the nation with 24 interceptions and 3.5 sacks per game, while ranking in a tie for second with 37 turnovers gained. At Western Carolina, the Catamounts led all FCS schools in pass defense and ranked fifth in passing efficiency defense.

## YEAR BY YEAR WITH CLAYTON WHITE

YEAR(S)	TEAM	POSITION
2003	Sanderson (N.C.) HS	Defensive Backs
2004-05	Western Carolina	Defensive Backs/Special Teams Assistant
2006	Western Michigan	Defensive Backs/Special Teams Assistant
2007-09	Stanford	Defensive Backs
2010	Western Kentucky	DBs/Co-Special Teams Coordinator
2011-12	Connecticut	Running Backs/Special Teams Coordinator
2013	NC State	Safeties/Co-Special Teams Coordinator

## BILL NAYES

(WISCONSIN '94)  
DIRECTOR OF OPERATIONS



Bill Naves, who has 14 years of experience working for NFL teams in operations, is the Director of Football Operations for NC State.

Naves joined the Wolfpack after spending four years with the San Francisco 49ers, where he served as special assistant to the head coach. He worked under Jim Harbaugh for the past two seasons and for Coach Mike Singletary in his first two years with the organization.

Prior to his stint in San Francisco, Naves was the Assistant Athletic Director/Director of Football Operations at Wisconsin for three years while Doeren was also on staff. With the Badgers, Naves coordinated all team operations, including game scheduling, budgeting, team travel, camps, operational schedules and team bowl trips. He also served as a liaison between football and various departments, while also supervising office personnel.

From 1999-2006, Naves served as football operations coordinator/team travel with the Seattle Seahawks under then-Head Coach Mike Holmgren. During his seven years in Seattle, he was responsible for all aspects of the team's travel, including the budget, team charters, hotel accommodations, meal arrangements and ground transportation. Naves also organized the Seahawks' training camp and mini-camps, as well as the team's operational schedules.

Naves was originally hired in a full-time capacity by the Green Bay Packers in 1997 after serving as a training camp intern during the summers of 1995 and 1996. He worked under Holmgren as administrative assistant/football operations until 1999.

Naves served as a student football manager at Wisconsin before moving into a football operations assistant role upon graduation. During his career, he has been a part of six college bowl games, four international games and seven NFL postseason appearances, including three Super Bowls.

Naves graduated with a B.S. degree from Wisconsin in 1994. He and his wife, Paige, have a daughter, Natalia (8), and a son, Joe (5).

## JASON VELTKAMP

(CARROLL COLLEGE '94)  
HEAD STRENGTH & CONDITIONING COACH



Head strength and conditioning coach Jason Veltkamp oversees all of the strength and conditioning efforts for Wolfpack football. The 18-year veteran came to NC State after spending five seasons in the same capacity

at Arkansas. Veltkamp has worked with 47 NFL draft picks in his career.

Prior to arriving at Arkansas in 2008, Veltkamp spent four years (2004-07) as the head strength and conditioning coach for football at Louisville. During his three years with that program, the Cardinals earned trips to the Liberty, Gator and Orange bowls. From 2001-03, the Bozeman, Mont., native was the director of strength and conditioning at the University of Utah after working as an assistant from 1999-2000.

During his tenure with the Utes, the football team won two Mountain West Conference championships, earned three bowl bids and had wins over Southern California in the 2001 Las Vegas Bowl and

tioning graduate assistant from 1997-98. His time at USU saw him work with 14 sports, including football, basketball, volleyball and track.

He has worked with four NFL first-round draft picks in defensive tackle Amobe Okoye (Houston), offensive tackle Jordan Gross (Carolina), quarterback Alex Smith (San Francisco) and offensive guard Eric Wood (Buffalo) and also helped develop basketball center Andrew Bogut (Milwaukee). Other professional athletes he has trained include Jason Spitz (Green Bay), Steve Smith and Maake Kemoeatu (Carolina), Elvis Dumervil (Denver), Michael Bush (Oakland), Kolby Smith (Kansas City), Kerry Rhodes (New York Jets), and Chris Kemeoatu and William Gay, both of whom played for Pittsburgh in Super Bowl XLIII.

A graduate of Carroll College, Veltkamp was a four-year starter for the Fighting Saints, playing for Bob Petrino, Sr. He was a two-time all-conference performer in 1993 and 1994 and was also a team captain of the 1994 team.

Veltkamp earned his master's degree in exercise science from Utah State in 1998 and is certified by the National Strength and Conditioning Association. He is also a member of the Collegiate Strength and Conditioning Coaches Association and American Football Coaches Association.



Southern Mississippi in the 2003 Liberty Bowl. The men's basketball team also won three conference titles and earned three NCAA Tournament bids with Veltkamp organizing workouts.

Veltkamp began his career in 1995 as a student assistant and volunteer coach working with the offensive line at Carroll College in Helena, Mont. In 1996, he moved into the strength and conditioning field as the coach for the Helena Ice Pirates Junior "A" hockey team for the 1996 season. He returned to Carroll and assisted with spring practice before working at Utah State as a strength and condi-

At Arkansas, Veltkamp developed the Razorback Football Champions booklet and brought the 'Ring the Bell' tradition to the program. He also authored an article entitled "Pillars of Strength" for Training and Conditioning Magazine and delivered speeches on in-season training and motivating collegiate football players at the Collegiate Strength and Conditioning Coaches Association Convention.

Veltkamp's wife, Kristen, attended physical therapy school at Duke, graduating in 1998. The couple has two sons, Caden and Colton.





**David Bowles**  
Facilities Maintenance Staff



**Natalie Brincefield**  
Administrative Assistant  
to Head Coach



**Dantonio Burnette**  
Assistant Strength &  
Conditioning Coach




**Terry Calloway**  
Head Football Equipment Manager



**Ramone Cooper**  
Academic Coordinator



**Adra Davenport**  
Football Receptionist



**Max Dedmond**  
Offensive Graduate Assistant



**Tim Dominick**  
Sports Medicine  
Graduate Assistant



**Frank Federle**  
Facilities Maintenance Staff




**Phil Hedrick**  
Head Football Athletic Trainer



**DD Hoggard**  
Director of Student  
Athlete Welfare



**Wayne Hubert**  
Assistant Equipment Manager



**Drew Hughes**  
Director of Player Personnel



**T.J. Ingels**  
Offensive Graduate Assistant



**Hud Jordan**  
Video Services



**Kate Kirby**  
Director of Sports Nutrition



**John Laidet**  
Defensive Graduate Assistant



**Sterling Lucas**  
Strength & Conditioning Graduate  
Assistant



**Tyler McDonnell**  
Assistant Athletic Trainer



**Joe McKillip**  
Assistant Director of  
Football Operations



**Tim Rabas**  
Assistant Strength &  
Conditioning Coach



**Denise Ritter**  
Administrative Assistant



**Pete Roley**  
Director of Football Recruiting  
Marketing/Social Media



**Kevin Sabock**  
Defensive Graduate Assistant



**Alyssa Schramm**  
Sports Medicine  
Graduate Assistant



**Katie Sheridan**  
Associate Director of Academic  
Support




**Emily Smith**  
Recruiting Intern



**Brad Stewart**  
Assistant Strength &  
Conditioning Coach



**Jimmy Stewart**  
Assistant Equipment Manager



**Jimmy Sutton, III**  
Recruiting Assistant



**Henry Trevathan, Jr.**  
Director of High  
School Relations



**Michael Urban**  
Video Coordinator



**Mary Anne Williams**  
Football Receptionist



**Jennifer Womack**  
Academic Coordinator



**Donna Woolard**  
Coordinator of Special Events &  
Projects



**Tetsuo Yamanaka**  
Assistant Athletic Trainer





# YEAR IN REVIEW

2012 RESULTS AND INDIVIDUAL LEADERS

Date	St	W-L	Score	Opponent	Att./Time	TV	Rusher (Att-Yds-TD)	Passer (C-A-Yds-TD-I)	Receiver (Rec-Yds-TD)	Tackler (Tkl)
8/31	N	L	21-35	Tennessee	55,529	ESPNU	Greene (11-53-0)	Glennon (27-46-288-1-4)	Carter (5-46-0)	Wolff (18)
9/8	A	W	10-7	Connecticut	34,202	ESPN3	Greene (17-48-0)	Glennon (15-30-204-1-0)	Palmer (5-46-0)	Lucas (8)
9/15	H	W	31-7	South Alabama	54,132	ESPN3	Creecy (15-68-1)	Glennon (24-34-257-3-0)	Payton (5-61-1)	Pittman (7)
9/22	H	W	52-14	The Citadel	55,145	ESPN3	Thornton (21-145-2)	Glennon (19-24-233-1-0)	Payton (5-100-0)	Bishop (10)
9/29	A	L	37-44	Miami	38,510	ESPNU	Creecy (19-120-1)	Glennon (24-42-440-4-2)	Palmer (5-94-0)	Bishop/Wolff (10)
10/6	H	W	17-16	3/4 Florida State	54,962	ESPN2	Creecy (14-34-0)	Glennon (30-55-259-2-1)	Creecy (7-38-0)	Bishop (10)
10/20	A	W	20-18	Maryland	40,217	ESPNU	Creecy (17-35-0)	Glennon (23-47-307-2-0)	Underwood (6-134-1)	Wolff (17)
10/27	A	L	35-43	North Carolina	62,000	ACCN	Creecy (14-66-0)	Glennon (29-52-467-5-2)	Underwood (6-118-2)	Bishop (14)
11/3	H	L	6-33	Virginia	54,812	ACCN	Thornton (7-28-0)	Glennon (23-46-197-1-3)	Payton (6-49-0)	Wolff (18)
11/10	H	W	37-6	Wake Forest	52,567	RSN	Thornton (27-110-0)	Glennon (25-41-258-2-1)	Underwood (8-76-0)	Dowdy (8)
11/17	A	L	48-62	Clemson	76,000	ABC	Thornton (21-114-1)	Glennon (29-53-493-5-1)	Palmer (7-219-3)	Wolff (19)
11/24	H	W	27-10	Boston College	53,020	ESPN3	Thornton (28-105-0)	Glennon (27-41-245-3-0)	Palmer (7-55-2)	Wolff (13)
12/31	N	L	24-38	*Vanderbilt	55,801	ESPN	Creecy (9-43-1)	Glennon (35-53-383-1-3)	Palmer (8-111-0)	Wolff (9)

\* Franklin American Mortgage Music City Bowl - Nashville, Tenn.

TEAM STATISTICS

TEAM STATISTICS	ST	OPP
SCORING	365	333
Points Per Game	28.1	25.6
FIRST DOWNS	284	248
Rushing	96	111
Passing	174	118
Penalty	14	19
RUSHING YARDAGE	1444	2012
Yards gained rushing	1848	2393
Yards lost rushing	404	381
Rushing Attempts	471	494
Average Per Rush	3.1	4.1
Average Per Game	111.1	154.8
TDs Rushing	12	20
PASSING YARDAGE	4031	3249
Comp-Att-Int	330-569-17	264-455-16
Average Per Pass	7.1	7.1
Average Per Catch	12.2	12.3
Average Per Game	310.1	249.9
TDs Passing	31	20
TOTAL OFFENSE	5475	5261
Total Plays	1040	949
Average Per Play	5.3	5.5
Average Per Game	421.2	404.7
KICK RETURNS: #-Yards	52-1225	32-644
PUNT RETURNS: #-Yards	34-316	13-105
INT RETURNS: #-Yards	16-192	17-211
KICK RETURN AVERAGE	23.6	20.1
PUNT RETURN AVERAGE	9.3	8.1
INT RETURN AVERAGE	12.0	12.4
FUMBLES-LOST	32-16	12-8
PENALTIES-Yards	87-656	67-524
Average Per Game	50.5	40.3
PUNTS-Yards	75-2879	93-3642
Average Per Punt	38.4	39.2
Net punt average	35.7	34.7
KICKOFFS-Yards	73-4659	68-4108
Average Per Kick	63.8	60.4
Net kick average	48.3	36.9
TIME OF POSSESSION/Game	30:28	29:32
3RD-DOWN Conversions	95/230	53/198
3rd-Down Pct	41%	27%
4TH-DOWN Conversions	14/27	10/21
4th-Down Pct	52%	48%
SACKS BY-Yards	33-225	39-253
TOUCHDOWNS SCORED	47	41
FIELD GOALS-ATTEMPTS	13-23	14-21
ON-SIDE KICKS	1-2	0-0
RED-ZONE SCORES	(36-44) 82%	(34-42) 81%
RED-ZONE TOUCHDOWNS	(27-44) 61%	(25-42) 60%
PAT-ATTEMPTS	(44-46) 96%	(33-36) 92%

SCORE BY QUARTERS

	1st	2nd	3rd	4th	Total
NC State	101	107	78	79	365
Opponents	120	70	74	69	333

INDIVIDUAL STATISTICS

PASSING	G	Effic	Cmp-Att-Int	Pct	Yds	TD	Lng	Avg/G	
Glennon, M.	13	130.66	330-564-17	58.5	4031	31	83	310.1	
TEAM	13	0.00	0-3-0	0.0	0	0	0	0.0	
Stocker, M.	5	0.00	0-2-0	0.0	0	0	0	0.0	
Total	13	129.51	330-569-17	58.0	4031	31	83	310.1	
Opponents	13	125.48	264-455-16	58.0	3249	20	76	249.9	
RUSHING	GP	Att	Gain	Loss	Net	Avg	TD	Long	Avg/G
Thornton, S.	10	154	703	9	694	4.5	3	27	69.4
Creecy, T.	11	127	512	36	476	3.7	5	43	43.3
Barnes, B.	8	44	149	24	125	2.8	1	15	15.6
Greene, M.	2	28	104	3	101	3.6	0	13	50.5
Washington, J.	4	27	86	9	77	2.9	1	14	19.2
Palmer, T.	13	7	70	10	60	8.6	0	34	4.6
Hall, M.	2	7	49	0	49	7.0	0	14	24.5
Fisher, J.	2	5	44	0	44	8.8	0	16	22.0
Stocker, M.	5	7	32	14	18	2.6	0	23	3.6
Underwood, B.	13	1	10	0	10	10.0	0	10	0.8
TEAM	13	8	0	46	-46	-5.8	0	0	-3.5
Glennon, M.	13	56	89	253	-164	-2.9	2	14	-12.6
Total	13	471	1848	404	1444	3.1	12	43	111.1
Opponents	13	494	2393	381	2012	4.1	20	67	154.8
RECEIVING	G	No.	Yds	Avg	TD	Long	Avg/G		
Palmer, T.	13	54	781	14.5	6	83	60.1		
Payton, Q.	13	51	798	15.6	2	73	61.4		
Underwood, B.	13	44	620	14.1	10	68	47.7		
Carter, M.	13	34	367	10.8	2	35	28.2		
Creecy, T.	11	34	182	5.4	1	17	16.5		
Thornton, S.	10	30	274	9.1	1	24	27.4		
Watson, A.	13	24	282	11.8	1	28	21.7		
Smith, R.	13	19	315	16.6	5	60	24.2		
Winkles, L.	13	10	90	9.0	2	25	6.9		
Hegedus, C.	13	9	116	12.9	1	32	8.9		
Washington, J.	4	8	58	7.2	0	18	14.5		
Barnes, B.	8	7	70	10.0	0	21	8.8		
Talbert, A.	13	4	48	12.0	0	19	3.7		
Greene, M.	2	2	30	15.0	0	21	15.0		
Total	13	330	4031	12.2	31	83	310.1		
Opponents	13	264	3249	12.3	20	76	249.9		
PUNT RETURNS		No.	Yds	Avg	TD	Long			
Smith, R.		34	316	9.3	1	73			
Total		34	316	9.3	1	73			
Opponents	13	105	8.1	1		74			

KICK RETURNS	No.	Yds	Avg	TD	Long
Palmer, T.	44	1130	25.7	2	100
Wilson, C.	3	59	19.7	0	22
Winkles, L.	3	29	9.7	0	11
Barnes, B.	1	7	7.0	0	7
Smith, R.	1	0	0.0	0	0
<b>Total</b>	<b>52</b>	<b>1225</b>	<b>23.6</b>	<b>2</b>	<b>100</b>
Opponents	32	644	20.1	0	52

INTERCEPTIONS	No.	Yds	Avg	TD	Long
Amerson, D.	5	82	16.4	1	55
Burris, J.	3	61	20.3	0	36
Bishop, B.	3	14	4.7	0	14
Wolff, E.	2	35	17.5	0	19
Lucas, S.	1	0	0.0	0	0
Wilson, C.	1	0	0.0	0	0
Jones, H.	1	0	0.0	0	0
<b>Total</b>	<b>16</b>	<b>192</b>	<b>12.0</b>	<b>1</b>	<b>55</b>
Opponents	17	211	12.4	0	65

FUMBLE RETURNS	No.	Yds	Avg	TD	Long
Gray, C.	1	0	0.0	0	0
Wilson, C.	1	14	14.0	0	14
<b>Total</b>	<b>2</b>	<b>14</b>	<b>7.0</b>	<b>0</b>	<b>14</b>
Opponents	4	64	16.0	0	26

SCORING	TD	2 point conv. (R-P-Ret)	Rcv	Rsh	Pass	PAT	DXP	SAF	FG-FGA	Pts
Sade, N.	0	(0-0-0)	-	-	-	44-46	-	-	13-23	83
Underwood, B.	10	(0-10-0)	-	-	-	-	-	-	-	60
Palmer, T.	8	(0-6-2)	-	-	-	-	-	-	-	48
Creedy, T.	6	(5-1-0)	-	-	-	-	-	-	-	36
Smith, R.	6	(0-5-1)	-	-	-	-	-	-	-	36
Thornton, S.	4	(3-1-0)	-	-	-	-	-	-	-	24
Glennon, M.	2	(2-0-0)	-	-	-	-	-	-	-	12
Winkles, L.	2	(0-2-0)	-	-	-	-	-	-	-	12
Carter, M.	2	(0-2-0)	-	-	-	-	-	-	-	12
Payton, Q.	2	(0-2-0)	-	-	-	-	-	-	-	12
Amerson, D.	1	(0-0-1)	-	-	-	-	-	-	-	6
Barnes, B.	1	(1-0-0)	-	-	-	-	-	-	-	6
Hegedus, C.	1	(0-1-0)	-	-	-	-	-	-	-	6
Washington, J.	1	(1-0-0)	-	-	-	-	-	-	-	6
Watson, A.	1	(0-1-0)	-	-	-	-	-	-	-	6
<b>Totals</b>	<b>47</b>	<b>(12-31-4)</b>	<b>-</b>	<b>-</b>	<b>0-1</b>	<b>44-46</b>	<b>-</b>	<b>-</b>	<b>13-23</b>	<b>365</b>
Opponents	41	(20-20-1)	3	-	3-5	33-36	-	3	14-21	333

TOTAL OFFENSE	G	Plays	Rush	Pass	Total	Avg/G
Glennon, M.	13	620	-164	4031	3867	297.5
Thornton, S.	10	154	694	0	694	69.4
Creedy, T.	11	127	476	0	476	43.3
Barnes, B.	8	44	125	0	125	15.6
Greene, M.	2	28	101	0	101	50.5
Washington, J.	4	27	77	0	77	19.2
Palmer, T.	13	7	60	0	60	4.6
Hall, M.	2	7	49	0	49	24.5
Fisher, J.	2	5	44	0	44	22.0
Stocker, M.	5	9	18	0	18	3.6
Underwood, B.	13	1	10	0	10	0.8
TEAM	13	11	-46	0	-46	-3.5
<b>Total</b>	<b>13</b>	<b>1040</b>	<b>1444</b>	<b>4031</b>	<b>5475</b>	<b>421.2</b>
Opponents	13	949	2012	3249	5261	404.7

FIELD GOALS	FGM-FGA	Pct	01-19	20-29	30-39	40-49	50-99	Lg	Blk
Sade, N.	13-23	56.5	0-0	5-5	3-6	4-9	1-3	50	2
<b>Total</b>	<b>13-23</b>	<b>56.5</b>	<b>0-0</b>	<b>5-5</b>	<b>3-6</b>	<b>4-9</b>	<b>1-3</b>	<b>50</b>	<b>2</b>
Opponents	14-20	.700	1-2	3-3	5-7	5-9	0-0	49	0

PUNTING	No.	Yds	Avg	Long	TB	FC	I20	Blkd
Baumann, W.	74	2882	38.9	60	5	37	16	1
TEAM	1	-3	-3.0	0	0	0	0	0
<b>Total</b>	<b>75</b>	<b>2879</b>	<b>38.4</b>	<b>60</b>	<b>5</b>	<b>37</b>	<b>16</b>	<b>1</b>
Opponents	93	3642	39.2	60	5	25	34	1

KICKOFFS	No.	Yds	Avg	TB	OB	Ret	Net	Yd Ln
Sade, N.	70	4476	63.9	41	0			
Baumann, W.	3	183	61.0	0	0			
<b>Total</b>	<b>73</b>	<b>4659</b>	<b>63.8</b>	<b>41</b>	<b>0</b>	<b>644</b>	<b>41.0</b>	<b>24</b>
Opponents	68	4108	60.4	15	1	1225	36.9	28

ALL PURPOSE LDERS	G	Rush	Rec	PR	KOR	IR	Tot	Avg/G
Palmer, T.	13	60	781	0	1130	0	1971	151.6
Thornton, S.	10	694	274	0	0	0	968	96.8
Payton, Q.	13	0	798	0	0	0	798	61.4
Creedy, T.	11	476	182	0	0	0	658	59.8
Smith, R.	13	0	315	316	0	0	631	48.5
Underwood, B.	13	10	620	0	0	0	630	48.5
Carter, M.	13	0	367	0	0	0	367	28.2
Watson, A.	13	0	282	0	0	0	282	21.7
Barnes, B.	8	125	70	0	7	0	202	25.2
Washington, J.	4	77	58	0	0	0	135	33.8
Greene, M.	2	101	30	0	0	0	131	65.5
Winkles, L.	13	0	90	0	29	0	119	9.2
Hegedus, C.	13	0	116	0	0	0	116	8.9
Amerson, D.	13	0	0	0	0	82	82	6.3
Burris, J.	13	0	0	0	0	61	61	4.7
Wilson, C.	9	0	0	0	59	0	59	6.6
Hall, M.	2	49	0	0	0	0	49	24.5
Talbert, A.	13	0	48	0	0	0	48	3.7
Fisher, J.	2	44	0	0	0	0	44	22.0
Wolff, E.	13	0	0	0	0	35	35	2.7
Stocker, M.	5	18	0	0	0	0	18	3.6
Bishop, B.	13	0	0	0	0	14	14	1.1
TEAM	13	-46	0	0	0	0	-46	-3.5
Glennon, M.	13	-164	0	0	0	0	-164	-12.6
<b>Total</b>	<b>13</b>	<b>1444</b>	<b>4031</b>	<b>316</b>	<b>1225</b>	<b>192</b>	<b>7208</b>	<b>554.5</b>
Opponents	13	2012	3249	105	644	211	6221	478.5



## MISCELLANEOUS STATISTICS

	1st	2nd	3rd	4th	OT	Totals
NC State	113-816	117-505	108-637	110-491	----	448-2449 (5.5)
Opponents	124-870	106-438	95-630	94-500	----	419-2438 (5.8)

	1st	2nd	3rd	4th	OT	Totals
NC State	19-48 (.396)	32-65 (.492)	27-59 (.458)	17-58 (.293)	----	95-230 (.413)
Opponents	12-47 (.255)	10-56 (.179)	12-39 (.308)	19-56 (.339)	----	53-198 (.268)

	1st	2nd	3rd	4th	OT	Totals
NC State	1-2 (.500)	2-3 (.667)	2-4 (.500)	9-18 (.500)	----	14-27 (.519)
Opponents	0-1 (.000)	1-3 (.333)	4-5 (.800)	5-12 (.417)	----	10-21 (.476)

	1st	2nd	3rd	4th	Total (Average)
NC State	87:42	97:28	107:39	103:21	396:10 (30:28)
Opponents	107:18	97:32	87:21	91:39	383:50 (29:31)

	1st	2nd	3rd	4th	Totals
NC State	28	29	33	28	30
Opponents	29	35	30	33	32

	Poss	TD	FG	TO	MFG	DOWNS	TIME EXPIRED
NC State	44	27	9	4	2	1	1
Opponents	42	25	9	3	3	2	0

	Poss	TD	FG	TO	MFG	DOWNS	TIME EXPIRED
NC State	25	18	5	2	0	0	0
Opponents	25	16	4	3	2	0	0

## DEFENSIVE STATISTICS

(Includes Special Teams Tackles)

Name	GP-GS	Ht	Ast	Tot	TFL	Sk	QP	CF/RF	PBU	INT
Wolff, S.	13-13	97	48	145	2.5-5	-	1	1/1	5	2-35
Bishop, B.	13-13	87	24	111	4-12	-	-	2/1	3	3-14
Dowdy, R.	13-13	61	42	103	16.5-46	3.5-13	12	0/2	-	-
Lucas, S.	13-13	48	39	87	5-16	2-10	6	0/1	2	1-0
Johnson, D.	13-13	62	18	80	4.5-21	1-15	4	1/0	4	-
Amerson, D.	13-13	48	12	60	0.5-1	-	-	-	7	5-82
McGill, T.Y.	13-10	27	23	50	10.5-68	5-49	8	-	-	-
Burris, J.	13-5	38	5	43	1-2	-	-	-	8	3-61
Pittman, B.	13-2	30	13	43	3.5-9	2-7	5	1/0	2	-
Cato-Bishop, D.	13-13	26	13	39	10-57	5.5-46	16	1/0	1	-
Noel, R.	13-5	23	15	38	7-23	1-6	1	-	1	-
Teal, T.	13-12	34	3	37	10-35	2.5-13	13	-	-	-
Norman, A.	13-5	29	7	36	8.5-49	5.5-42	28	1/0	-	-
Slay, B.	12-11	24	7	31	6.5-22	3-12	14	1/1	1	-
Gray, C.	11-1	9	3	12	0.5-1	-	1	0/1	-	-
Ferguson, A.J.	11-0	5	6	11	1-5	1-5	4	-	-	-
Gentry, Z.	13-0	5	5	10	-	-	-	-	-	-
Jones, H.	13-0	5	5	10	-	-	-	-	1	1-0
Wilson, C.J.	9-1	9	0	9	0.5-1	-	-	1/1	1	1-0
Rose, M.	13-0	5	3	8	1-7	-	3	-	-	-
Frandsen, M.	13-0	5	3	8	1-1	-	3	-	-	-
Palmer, T.	13-12	5	2	7	-	-	-	-	-	-
Cheek, R.	13-0	6	0	6	-	-	-	-	-	-
Caldwell, R.	13-0	1	4	5	-	-	-	-	-	-
West, F.	6-0	2	2	4	1-7	1-7	7	-	-	-
Winkles, L.	13-4	2	2	4	-	-	-	-	-	-
Salahuddin, M.J.	12-0	2	2	4	-	-	-	-	-	-
Stanley, J.	13-0	3	0	3	-	-	-	-	-	-
Crawford, S.	4-0	2	0	2	-	-	-	-	-	-
Monk, J.	11-0	1	1	2	1.5-3	-	-	-	-	-
Baumann, W.	13-13	1	0	1	-	-	-	-	-	-
Thompson, S.	13-0	1	0	1	-	-	-	-	-	-
Buntyn, D.	2-0	-	-	-	-	-	-	-	-	-
Byrd, J.	4-0	-	-	-	-	-	-	-	-	-
Mann, D.	1-0	-	-	-	-	-	-	-	-	-

Blocks: Rose (Punt-FSU)

Note: The defensive statistics included in the NC State release are compiled using coaches stats after they review game film each week.

## SPECIAL TEAMS TACKLES/KNOCKDOWNS

Player	UT	AT	Tot	KD	Johnson, D.	1	0	1	0
Pittman, B.	6	4	10	3	Thompson, S.	1	0	1	0
Gentry, Z.	4	6	10	19	Cato-Bishop, D.	1	0	1	0
Palmer, T.	5	2	7	1	Cheek, R.	0	1	1	0
Amerson, D.	4	2	6	0	Baumann, W.	1	0	1	0
Burris, J.	3	2	5	1	Teal, T.	0	1	1	0
Caldwell, R.	0	5	5	6	Rose, M.	0	0	0	6
Jones, H.	3	2	5	7	Monk, J.	0	0	0	3
Bishop, B.	2	2	4	0	Noel, R.	0	0	0	1
Winkles, L.	2	2	4	4	Wolff, E.	0	0	0	1
Salahuddin, M.J.	1	2	3	0	Payton, Q.	0	0	0	2
Stanley, J.	3	0	3	5	Morgan, M.	0	0	0	2

## IN THE RED ZONE

Offense	No.	Scores	Defense	No.	Scores
Tennessee	3	3	Tennessee	4	3
Connecticut	1	1	Connecticut	1	1
SOUTH ALABAMA	4	3	SOUTH ALABAMA	1	1
THE CITADEL	8	7	THE CITADEL	1	1
Miami	5	4	Miami	5	3
FLORIDA STATE	2	2	FLORIDA STATE	3	4
Maryland	1	1	Maryland	3	4
North Carolina	1	2	North Carolina	4	5
VIRGINIA	1	1	VIRGINIA	3	5
WAKE FOREST	6	4	WAKE FOREST	0	0
Clemson	5	4	Clemson	4	4
BOSTON COLLEGE	2	3	BOSTON COLLEGE	2	2
Vanderbilt	3	3	Vanderbilt	6	6

## GAME-BY-GAME STARTERS

OFFENSE	Tenn	UConn	S. Ala.	The Citadel	Miami	FSU	MD	UNC	UVA	WFU	CLEM	BC	Vandy
LT	Crisp	Chandler	Chandler	Chandler	Mattes	Mattes	Crisp	Crisp	Crisp	Crisp	Crisp	Crisp	Crisp
LG	Mattes	Mattes	Mattes	Mattes	Christophe	Christophe	Mattes	Mattes	Mattes	Mattes	Mattes	Mattes	Mattes
C	Wentz	Wentz	Wentz	Wentz	Wentz	Wentz	Wentz	Wentz	Wentz	Wentz	Wentz	Wentz	Wentz
RG	Allen	Allen	Allen	Allen	Allen	Fordham	Christophe	Christophe	Christophe	Wallace	Wallace	Wallace	Wallace
RT	Wallace	Wallace	Wallace	Wallace	Chandler	Chandler	Chandler	Chandler	Chandler	Chandler	Chandler	Chandler	Chandler
TE	Carter	Carter	Carter	Carter	Carter	Carter	Carter	Carter	Carter	Carter	Carter	Carter	Carter
QB	Glennon	Glennon	Glennon	Glennon	Glennon	Glennon	Glennon	Glennon	Glennon	Glennon	Glennon	Glennon	Glennon
HB	Creedy	Greene	Creedy	Thornton	Creedy	Creedy	Creedy	Creedy	Creedy	Creedy	Thornton	Thornton	Thornton
FB/TE/WR	Watson	Watson	Watson	Winkles	Watson	Underwood	Winkles	Winkles	Winkles	Underwood	Underwood	Hegedus	Winkles
WR	Palmer	Palmer	Palmer	Palmer	Palmer	Palmer	Palmer	Palmer	Palmer	Palmer	Palmer	Palmer	Underwood
WR	Payton	Payton	Paytona	Payton	Payton	Payton	Payton	Payton	Payton	Payton	Payton	Payton	Payton
PK	Sade	Sade	Sade	Sade	Sade	Sade	Sade	Sade	Sade	Sade	Sade	Sade	Sade
DEFENSE	Tenn	UConn	S. Ala.	The Citadel	Miami	FSU	MD	UNC	UVA	WFU	CLEM	BC	Vandy
SE	Cato-Bishop	Cato-Bishop	Cato-Bishop	Cato-Bishop	Cato-Bishop	Cato-Bishop	Cato-Bishop	Cato-Bishop	Cato-Bishop	Cato-Bishop	Cato-Bishop	Cato-Bishop	Cato-Bishop
DT	McGill	McGill	McGill	McGill	McGill	Slay	McGill	Slay	McGill	Slay	McGill	McGill	McGill
DT	Teal	Teal	Teal	Teal	Gray	Teal	Teal	Teal	Teal	Teal	Teal	Teal	Teal
DE	Slay	Slay	Slay	Slay	Slay	Norman	Slay	Norman	Slay	Norman	Slay	Norman	Norman
SLB/CB	Pittman	Pittman	Noel	Noel	Noel	Burris	Noel	Burris	Noel	Wilson	Burris	Burris	Burris
MLB	Lucas	Lucas	Lucas	Lucas	Lucas	Lucas	Lucas	Lucas	Lucas	Lucas	Lucas	Lucas	Lucas
WLB	Dowdy	Dowdy	Dowdy	Dowdy	Dowdy	Dowdy	Dowdy	Dowdy	Dowdy	Dowdy	Dowdy	Dowdy	Dowdy
BC	Johnson	Johnson	Johnson	Johnson	Johnson	Johnson	Johnson	Johnson	Johnson	Johnson	Johnson	Johnson	Johnson
FS	Bishop	Bishop	Bishop	Bishop	Bishop	Bishop	Bishop	Bishop	Bishop	Bishop	Bishop	Bishop	Bishop
BS	Wolff	Wolff	Wolff	Wolff	Wolff	Wolff	Wolff	Wolff	Wolff	Wolff	Wolff	Wolff	Wolff
FC	Amerson	Amerson	Amerson	Amerson	Amerson	Amerson	Amerson	Amerson	Amerson	Amerson	Amerson	Amerson	Amerson
P	Baumann	Baumann	Baumann	Baumann	Baumann	Baumann	Baumann	Baumann	Baumann	Baumann	Baumann	Baumann	Baumann



## GAME-BY-GAME TEAM STATS

(NC State Totals on Top)

	TENN	UConn	S. ALA.	CITADEL	MIA	FSU	MD	UNC	UVA	WFU	CLEM	BC	Vandy
<b>Total Offense</b>	407 524	258 239	384 314	515 226	664 651	325 343	347 462	534 570	216 446	428 185	597 754	376 322	424 225
<b>Plays</b>	80 79	71 59	77 59	76 48	88 81	82 66	73 81	83 86	70 83	94 63	88 102	80 74	78 68
<b>Yards/Play</b>	5.1 6.6	3.6 4.1	5.0 5.3	6.8 4.7	7.5 8.0	4.0 5.2	4.8 5.7	6.4 6.6	3.1 5.4	4.6 2.9	6.8 7.4	4.7 4.4	5.4 3.3
<b>Yards Rushing</b>	119 191	54 35	127 51	282 199	224 85	66 125	40 206	67 212	19 248	170 16	104 328	131 199	41 117
<b>Rush Attempts</b>	32 38	41 32	43 23	51 41	46 32	27 36	26 54	31 39	24 48	51 23	35 58	39 29	25 41
<b>Yards Passing</b>	288 333	204 204	257 263	233 27	440 566	259 218	307 256	467 358	197 198	258 169	493 426	245 123	383 108
<b>Pass Attempts</b>	48 41	30 27	34 36	25 7	42 49	55 30	47 27	52 47	46 35	43 40	53 44	41 45	53 27
<b>Pass Completions</b>	27 27	15 15	24 24	19 4	24 26	30 17	23 17	29 30	23 20	25 22	29 30	27 16	35 16
<b>Had Intercepted</b>	4 0	0 3	0 2	0 1	2 1	1 1	0 1	2 1	3 0	1 1	1 2	0 3	3 0
<b>Comp. Pct.</b>	56.3 65.9	50.0 55.6	70.5 66.7	76.0 57.1	57.1 53.1	54.5 56.7	48.9 63.0	55.8 63.8	50.0 57.1	58.1 55.0	54.7 68.1	65.8 35.6	66.0 59.3
<b>First Downs</b>	22 23	12 11	22 14	27 12	30 26	21 16	17 22	24 24	17 23	26 9	25 34	17 17	24 17
<b>Total Touchdowns</b>	3 4	1 1	4 1	7 2	5 6	2 1	2 2	5 5	1 4	4 1	6 8	4 1	3 5
<b>Rush/Pass Touchdowns</b>	2/1 2/2	0/1 1/0	1/3 0/1	5/1 2/0	1/4 1/5	0/2 0/1	0/2 2/0	0/5 3/1	0/1 2/2	1/2 0/1	1/5 3/5	0/3 1/0	1/1 3/2
<b>Poss. Time</b>	28:13 31:47	32:55 27:05	35:51 24:09	32:47 27:13	33:22 26:38	30:46 29:14	24:46 35:14	31:02 28:58	23:18 36:42	36:14 23:46	26:42 33:18	33:10 26:50	27:04 32:56
<b>3rd Down Conv.</b>	6-16 9-19	6-19 2-12	7-19 0-11	11-14 2-9	4-12 6-18	5-18 3-15	7-19 6-16	8-19 4-16	2-13 4-17	9-21 2-17	9-21 9-19	8-20 3-15	13-19 3-14
<b>Punts-Yards</b>	4-166 5-193	9-347 8-324	6-257 7-263	1-33 5-221	4-163 7-263	7-301 7-247	9-300 8-308	9-370 9-371	7-289 8-268	5-196 12-520	4-126 4-133	7-240 8-300	3-91 5-231
<b>Punt Avg.</b>	41.5 38.6	38.6 40.5	42.8 37.6	22.0 44.2	40.8 37.6	43.0 35.3	33.3 38.5	41.1 41.2	41.3 33.5	39.2 43.3	31.5 33.2	34.3 37.5	30.3 46.2
<b>Fumbles-Lost</b>	3-0 1-1	2-1 1-1	1-0 2-1	3-2 1-1	5-4 0-0	0-0 1-0	0-0 1-1	5-2 1-1	2-2 1-1	2-1 2-1	2-1 1-0	1-1 0-0	6-2 0-0
<b>Total Turnovers</b>	4 1	1 4	0 3	2 2	6 1	1 1	0 2	4 2	5 1	2 2	2 2	1 3	5 0
<b>Penalties-Yards</b>	4-40 6-35	8-63 5-26	7-55 6-60	5-37 4-15	14-100 4-20	4-39 5-59	9-60 8-75	8-59 5-44	7-45 10-72	3-15 4-45	4-18 4-40	5-35 4-23	9-90 2-10
<b>Punt Ret-Yds.</b>	2-(-3)-0 1-5-0	2-12-0 1-1-0	3-27-0 1-8-0	3-83-1 0-0-0	1-3-0 1-6-0	0-0-0 2-10-0	6-24-0 2-2-0	2-1-0 3-82-1	3-56-0 1-(-1)-0	7-74-0 0-0-0	2-12-0 1-0-0	2-22-0 0-0-0	1-5-0 0-0-0
<b>KO Ret-Yds.</b>	4-94 2-45	0-0 2-44	2-47 2-38	2-49 4-47	7-112 2-43	4-58 1-28	5-94-0 4-72-0	5-116-0 2-34-0	3-50-0 1-18-0	2-126-1 4-74-0	8-277-0 2-43-0	3-29-0 3-53-0	7-173-1 3-105-0
<b>INT-Yards</b>	0-0-0 4-38-0	3-16-0 0-0-0	2-0-0 0-0-0	1-0-0 0-0-0	1-0-0 2-0-0	1-11-0 1-8-0	1-27-0 0-0-0	1-0-0 2-11-0	0-0-0 3-77-0	1-0-0 1-0-0	2-55-0 1-0-0	3-83-1 0-0-0	0-0-0 3-77-0
<b>Sacks By-Yards</b>	1-3 1-18	3-15 6-35	7-37 4-21	0-0 3-24	1-17 2-15	4-28 1-5	6-36 2-15	2-19 5-27	1-16 6-34	5-38 2-14	0-0 4-25	2-10 0-0	1-6 3-20

## PARTICIPATION

Name, Pos	TEN	CONN	S. ALA	CIT.	MIA	FSU	MD	UNC	UVA	WFU	CLEM	BC	VU	2012 Tot.	2012 GP-GS	Career GP-GS
Allen, Zach - OG	79	71	74	59	24	INJ	INJ	INJ	INJ	INJ	INJ	INJ	INJ	307	5-5	42-31
Amerson, David - CB	75	64	51	47	65	66	87	87	81	55	103	74	65	920	13-13	39-35
Barnes, Brandon - HB	ST	DNP	21	19	8	DNP	DNP	DNP	3	12	10	DNP	76	8-0	13-0	
Barr, Alex - OT	DNP	DNP	DNP	DNP	2	ST	ST	ST	3	9	ST	9	DNP	23	8-0	8-0
Baumann, Wil - P	ST	ST	ST	ST	ST	ST	ST	ST	ST	ST	ST	ST	ST	ST	13-13	26-25
Bishop, Brandon - S	75	64	60	47	83	66	87	87	85	55	103	74	65	951	13-13	50-46
Browne, Benson - TE	ST	ST	ST	7	ST	ST	ST	ST	DNP	8	3	5	ST	23	12-0	12-0
Buckley, Tim - S	DNP	DNP	ST	ST	ST	ST	ST	ST	ST	8	ST	ST	ST	8	11-0	11-0
Buntyn, Deylan - DT	4	14	DNP	DNP	DNP	DNP	DNP	DNP	DNP	DNP	DNP	DNP	DNP	18	2-0	2-0
Burris, Juston - CB	63	12	34	3	17	36	64	24	4	37	88	63	34	479	13-5	13-5
Byrd, Jarvis - CB	4	DNP	2	3	DNP	DNP	DNP	ST	INJ	DNP	INJ	DNP	DNP	9	4-0	9-3
Caldwell, Robert - LB	ST	ST	ST	ST	ST	ST	ST	ST	ST	ST	ST	ST	ST	ST	13-0	13-0
Carter, Mario - TE	47	45	34	36	56	27	19	42	32	50	51	46	39	524	13-12	38-14
Cato-Bishop, Darryl - DE	60	52	44	29	53	52	72	78	61	34	82	59	44	720	13-13	39-22
Chandler, Tyson - OT	8	70	75	59	89	85	76	86	65	86	89	71	76	935	13-12	25-12
Cheek, Ryan - LB	ST	ST	2	3	ST	ST	ST	ST	4	8	ST	ST	3	20	13-0	34-0
Christophe, Duran - OG	16	3	6	19	88	85	75	85	47	INJ	INJ	INJ	DNP	424	9-4	30-17
Crawford, Sylvester - DE	9	DNP	2	1	DNP	DNP	DNP	DNP	4	DNP	DNP	DNP	DNP	16	4-0	13-0
Creedy, Tony - HB	25	12	42	INJ	40	48	56	56	34	34	5	INJ	25	377	11-8	23-8
Crisp, Rob - OT	66	INJ	INJ	INJ	INJ	INJ	63	85	72	85	88	71	76	606	8-8	34-11
Dowdy, Rickey - LB	58	65	57	46	78	66	88	90	79	52	100	70	65	914	13-13	14-13
Ferguson, A.J. - DT	DNP	DNP	19	21	23	2	14	9	16	25	29	22	14	194	11-0	21-0
Fisher, Jonathan - RB	DNP	DNP	DNP	7	DNP	DNP	DNP	DNP	DNP	DNP	DNP	2	ST	9	3-0	3-0
Flowers, Hakeem - WR	4	3	17	16	10	1	DNP	1	3	6	DNP	DNP	DNP	61	9-0	9-0
Fordham, Cameron - OG	3	DNP	6	18	31	36	DNP	DNP	3	14	DNP	9	DNP	120	8-1	10-1
Frandsen, McKay - DE	23	20	19	15	20	17	18	17	19	24	19	20	14	245	13-0	25-1
Gentry, Zach - LB	ST	ST	ST	3	ST	ST	ST	ST	ST	ST	2	ST	3	8	13-0	39-0
Glennon, Mike - QB	81	73	72	59	88	86	75	84	71	86	88	78	76	1017	13-13	36-26
Gray, Carlos - DT	4	INJ	INJ	19	32	10	14	4	23	19	16	12	11	164	11-1	11-1
Greene, Mustafa - RB	27	29	DNP	DNP	DNP	DNP	DNP	DNP	DNP	DNP	DNP	DNP	DNP	56	2-1	15-2
Hall, Milton - RB	DNP	DNP	DNP	8	DNP	DNP	DNP	DNP	DNP	5	DNP	DNP	DNP	13	2-0	2-0
Hegedus, Charlie - WR	20	19	12	15	19	15	15	14	20	26	23	20	18	236	13-1	13-1
Johnson, Dontae - CB	79	64	58	47	72	66	83	87	81	55	103	74	65	925	13-13	38-16
Jomantas, Andy - OG	DNP	1	6	33	2	ST	ST	ST	3	10	ST	9	ST	64	12-0	22-0
Jones, Hakim - S	4	17	15	3	2	ST	ST	ST	4	8	ST	1	3	57	13-0	13-0
Kahut, Jacob - DT	INJ	INJ	INJ	INJ	INJ	INJ	INJ	INJ	INJ	INJ	INJ	INJ	INJ	-	-	4-0
Lucas, Sterling - LB	74	57	19	20	50	45	65	38	75	46	88	65	65	707	13-13	49-15
Mann, Dave - DT	3	DNP	DNP	DNP	DNP	DNP	DNP	DNP	DNP	DNP	DNP	DNP	DNP	3	1-0	1-0
Mattes, R.J. - OG/OT	82	71	74	59	89	85	75	86	73	86	88	71	76	1015	13-13	45-43
McGill, T.Y. - DT	32	41	33	28	39	35	32	45	47	21	63	46	36	498	13-10	26-11
McKinney, Quincy - OT	DNP	DNP	6	18	2	DNP	DNP	DNP	3	9	DNP	9	DNP	47	6-0	6-0
Monk, J., CB	ST	ST	2	3	ST	ST	DNP	ST	ST	8	ST	ST	3	16	12-0	19-0
Morgan, Maurice - WR	8	3	11	10	ST	1	ST	ST	3	5	ST	ST	ST	41	13-0	13-0
Noel, Rodman - LB	4	47	16	42	45	31	21	ST	48	9	ST	10	ST	273	13-5	24-5
Norman, Art - DE	51	24	23	21	42	47	59	53	48	35	51	52	40	546	13-5	26-13
Palmer, Tobais - WR	61	58	47	41	37	57	33	61	30	36	52	47	46	606	13-12	25-19
Payton, Quintin - WR	57	56	57	50	60	76	60	70	51	57	67	61	58	780	13-13	36-13
Peek, Michael - LB	INJ	INJ	INJ	INJ	INJ	INJ	INJ	INJ	INJ	INJ	INJ	INJ	INJ	-	-	13-0
Pittman, Brandon - LB	30	17	39	25	33	17	20	52	7	17	12	9	40	318	13-2	19-2
Purvis, Tyler - FB	DNP	1	3	6	DNP	5	DNP	DNP	1	3	2	4	4	29	9-0	22-0
Rose, Mike - DE	19	ST	2	3	1	7	7	11	25	28	22	16	14	155	13-0	13-0
Sade, Niklas - K	ST	ST	ST	ST	ST	ST	ST	ST	ST	ST	ST	ST	ST	ST	13-13	26-26
Salahuddin, M.J. - LB	DNP	ST	ST	ST	ST	ST	ST	ST	3	ST	ST	ST	3	6	12-0	12-0
Slay, Brian - DE	59	49	44	27	49	49	69	59	57	37	54	INJ	25	578	12-11	46-24
Smith, Rashard - WR	28	15	22	19	43	43	32	22	39	29	24	21	27	364	13-0	32-7
Stanley, Josh - CB	ST	ST	ST	ST	ST	ST	ST	ST	ST	ST	ST	ST	ST	ST	13-0	13-0
Stocker, Manny - QB	DNP	DNP	9	17	DNP	DNP	DNP	DNP	3	9	DNP	2	DNP	40	5-0	5-0
Talbert, Anthony - TE	ST	3	11	19	4	ST	ST	ST	5	6	1	4	5	58	13-0	39-0
Teal, Thomas - DT	23	39	33	19	23	35	54	70	42	25	70	50	37	520	13-12	19-13
Thompson, Scott - LS	ST	ST	ST	ST	ST	ST	ST	ST	ST	ST	ST	ST	ST	ST	13-0	26-0
Thornton, Shadrach - RB	DNP	DNP	DNP	43	42	37	18	10	38	50	72	64	40	414	10-4	10-4
Thuney, Joe - C	DNP	DNP	6	18	38	49	12	DNP	28	9	DNP	9	DNP	169	8-0	8-0
Underwood, Bryan - WR	53	22	34	32	52	68	57	57	45	57	53	48	46	624	13-4	26-4
Wallace, Andrew - OG/OT	74	70	74	45	INJ	INJ	DNP	DNP	7	81	88	71	76	586	9-8	35-22
Washington, James - HB	28	30	16	INJ	INJ	INJ	DNP	19	INJ	INJ	INJ	INJ	INJ	93	4-0	31-17
Watson, Asa - TE	30	45	35	25	40	52	52	47	44	34	37	34	38	513	13-5	35-5
Wentz, Camden - C	82	71	74	59	88	86	75	85	72	86	88	71	76	1013	13-13	44-39
West, Forrest - DE	31	20	23	21	33	3	INJ	INJ	INJ	INJ	INJ	INJ	INJ	131	6-0	6-0
Wilson, C.J. - CB	DNP	DNP	DNP	DNP	35	ST	ST	59	34	32	13	ST	3	176	9-1	47-30
Winkles, Logan - FB	14	28	23	20	22	10	17	19	15	50	34	22	22	296	13-5	22-5
Wolff, Earl - S	79	47	55	47	81	66	87	87	68	55	103	74	65	914	13-13	51-43

## NC STATE TEAM HIGHS AND LOWS

Points Scored	52	vs. Citadel
Low	6	vs. Virginia
First Downs	30	vs. Miami
Low	12	vs. Connecticut
Rushing Attempts	51	vs. two teams
Low	24	vs. Virginia
Rushing Yards	282	vs. Citadel
Low	19	vs. Virginia
Rushing Touchdowns	5	vs. Citadel
Low	0	vs. six teams
Passing Attempts	55	vs. Florida State
Low	25	vs. Citadel
Passes Completed	35	vs. Vanderbilt
Low	15	vs. Connecticut
Had Intercepted	4	vs. Tennessee
Low	0	vs. four teams
Passing Yards	493	vs. Clemson
Low	197	vs. Virginia
Passing TDs	5	vs. two teams
Low	1	vs. five teams
Total Offense	664	vs. Miami
Low	216	vs. Virginia
Penalties	14	vs. Miami
Low	3	vs. Wake Forest
Penalty Yards	100	vs. Miami
Low	15	vs. Wake Forest
QB Sacks	7	vs. South Alabama
Low	0	vs. two teams

## NC STATE INDIVIDUAL BESTS

Rushing Attempts	28	by Shadrach Thornton vs. BC (11/24/12)
Rushing Yards	145	by Shadrach Thornton vs. Citadel (9/22/12)
Rushing TDs	2	by Shadrach Thornton vs. Citadel (9/22/12)
Pass Attempts	55	by Mike Glennon vs. Florida State (10/6/12)
Pass Completions	35	by Mike Glennon vs. Vanderbilt (12/31/12)
Comp. % (min. 10 attempts)	.791	by Mike Glennon vs. Citadel (9/22/12)
Passing Yards	493	by Mike Glennon vs. Clemson (11/17/12)
TD Passes	5	2 times
Receptions	8	2 times
Receiving Yards	219	by Tobais Palmer vs. Clemson (11/17/12)
Receiving TDs	3	by Tobais Palmer vs. Clemson (11/17/12)
Total Offense	474	by Mike Glennon vs. Clemson (11/17/12)
All-purpose	496	by Tobais Palmer vs. Clemson (11/17/12)
Total TDs	3	by Tobais Palmer vs. Clemson (11/17/12)
Points	18	by Tobais Palmer vs. Clemson (11/17/12)
Punt Average	43.0	by Wil Baumann vs. Florida State (10/6/12)
Field Goals	3	by Niklas Sade vs. Wake (11/10/12)
Punt Return Yards	83	by Rashard Smith vs. Citadel (9/2/12)
Kickoff Return Yards	277	by Tobais Palmer vs. Clemson (11/17/12)
Interception Yards	55	by David Amerson vs. BC (11/24/12)
Interceptions	1	16 times

## LONG PLAYS

Rush:	43	by Tony Creecy vs. Miami (9/29/12)
Pass:	83	by Mike Glennon vs. North Carolina (10/27/12)
Reception:	83	by Tobais Palmer vs. North Carolina (10/27/12)
FG:	50	by Niklas Sade vs. Miami (9/29/12)
Punt:	60	by Wil Baumann vs. Maryland (10/20/12)
Punt Return:	73	by Rashard Smith vs. Citadel (9/22/12)
Kickoff Return:	100	by Tobias Palmer vs. Wake (11/10/12)
Interception Return:	55	by David Amerson vs. BC (11/24/12)
Fumble Return:	27	by C.J. Wilson vs. North Carolina (10/27/12)

## OPPONENT TEAM HIGHS AND LOWS

Points Scored	68	by Clemson
Low	6	by Wake Forest
First Downs	34	by Clemson
Low	9	by Wake Forest
Rushing Attempts	58	by Clemson
Low	23	by two teams
Rushing Yards	328	by Clemson
Low	16	by Wake Forest
Rushing Touchdowns	3	by three teams
Low	0	by four teams
Passing Attempts	49	by Miami
Low	7	by Citadel
Passes Completed	30	by two teams
Low	4	by Citadel
Had Intercepted	3	by two teams
Low	0	by three teams
Passing Yards	566	by Miami
Low	27	by Citadel
Passing TDs	5	by two teams
Low	0	by four teams
Total Offense	754	by Clemson
Low	185	by Wake Forest
Penalties	10	by Virginia
Low	2	by Vanderbilt
Penalty Yards	163	by Connecticut
Low	10	by Vanderbilt
QB Sacks	6	by two teams
Low	0	by Boston College (11/24/12)

## OPPONENT INDIVIDUAL BESTS

Rushing Attempts	25	by four players
Rushing Yards	152	by Chris Thompson, Florida State (10/6/12)
Rushing TDs	3	by Tajh Boyd, Clemson (11/17/12)
Pass Attempts	49	by Stephen Morris, Miami (9/29/12)
Pass Completions	30	by two players
Comp. % (min. 10 attempts)	.700	by Ross Metheny, South Alabama (9/15/12)
Passing Yards	566	by Stephen Morris, Miami (9/29/12)
TD Passes	5	by two players
Receptions	11	by Sammy Watkins, Clemson (11/17/12)
Receiving Yards	191	by Phillip Dorsett, Miami (9/29/12)
Total Offense	585	by Stephen Morris, Miami (9/29/12)
All-purpose	304	by Giovano Bernard, UNC (10/27/12)
Total TDs	3	by two players
Points	18	by two players
Punt Average	46.2	by Richard Kent, Vanderbilt (12/31/12)
Field Goals	3	by Dustin Hopkins, Florida State (10/6/12)
Punt Return Yards	74	by Giovano Bernard, UNC (10/27/12)
Kickoff Return Yards	73	by Brian Kimbrow, Vanderbilt (12/31/12)
Interception Yards	65	by Trey Wilson, Vanderbilt (12/31/12)
Interceptions	1	17 times

## OPPONENT LONG PLAYS

Rush:	67	by Cordarrelle Patterson, Tennessee (8/31/12)
Pass:	72	by Tyler Bray, Tennessee (8/31/12)
Reception:	72	by Zach Rogers, Tennessee (8/31/12)
FG:	49	by Dustin Hopkins, Florida State (10/6/12)
Punt:	60	by Tommy Hibbard, UNC (10/27/12)
Punt Return:	74	by Giovani Bernard, UNC (10/27/12)
Kickoff Return:	52	by Brian Kimbrow, Vanderbilt (12/31/12)
Interception Return:	65	by Trey Wilson, Vanderbilt (12/31/12)
Fumble Return:	26	Brandon Megee, Miami (9/29/12)

**TENNESSEE 35, NC STATE 21**

August 31, 2012 - 7:30 p.m.  
Georgia Dome - Atlanta, Ga. - 55,529

SCORING SUMMARY	1	2	3	4	F
Tennessee	22	0	10	3	35
NC State	7	7	0	7	21

UT - Patterson 41 yd pass from Bray, T. (kick failed), 11:31 in 1st  
NCS - Creecy 2 yd run (Sade kick), 5:15 in 1st  
UT - Rogers 72 yd pass from Bray, T. (Palardy kick), 1:07 in 1st  
UT - Team Safety  
UT - Patterson 67 yd run (Palardy kick), 0:29 in 1st  
NCS - Washington 2 yd run (Sade kick), 3:42 in 2nd  
UT - Neal 8 yd run (Palardy kick), 4:17 in 3rd  
UT - Palardy 20-yard field goal, 1:28 in 3rd  
NCS - Underwood 5 yd pass from Glennon (Sade kick), 13:46 in 4th  
UT - Palardy 34-yard field goal, 1:44 in 4th

TEAM STATISTICS	UT	NCSU
First downs	23	22
Rushes-yards	38-191	32-119
Passing-yards	333	288
Comp-Att-Int	27-41-0	27-48-4
Total Off. Plays-Yds	70-524	80-407
Fumbles-Lost	1-1	3-0
Penalties-Yards	6-35	4-40
Punts-Avg.	5-38.6	4-41.5
Time of Possession	31:47	28:13
3rd Down Conversions	9-19	6-16
4th Down Conversions	0-2	1-3
Red Zone Scores	3-4	3-3

**INDIVIDUAL LEADERS**

Rushing - (UT) Lane 9-78  
(NCSU) Greene 11-53  
Passing - (UT) Bray 27-41-333, 2 TD  
(NCSU) Glennon 27-46-288, 1 TD, 4 INT  
Receiving - (UT) Patterson 6-93  
(NCSU) Payton 4-129

**NC STATE 10, CONNECTICUT 7**

September 8, 2012 - 12:00 p.m.  
Rentschler Field - East Hartford, Conn. - 34,202

SCORING SUMMARY	1	2	3	4	F
NC State	0	3	7	0	10
UCONN	0	0	0	7	7

NCS - Sade 40-yard field goal, 2:54 in 2nd  
NCS - Underwood 46 yard pass from Glennon (Sade kick), 8:34 in 3rd  
UCONN - McCombs 5 yard run (Christen kick), 7:00 in 4th

TEAM STATISTICS	NCSU	UCONN
First downs	12	11
Rushes-yards	41-54	32-35
Passing-yards	204	204
Comp-Att-Int	15-30-0	15-27-3
Total Off. Plays-Yds	71-258	59-239
Fumbles-Lost	2-1	1-1

Penalties-Yards	8-63	5-26
Punts-Avg.	9-38.6	8-40.5
Time of Possession	32:55	27:05
3rd Down Conversions	6-19	2-12
4th Down Conversions	0-2	0-2
Red Zone Scores	1-1	1-1

**INDIVIDUAL LEADERS**

Rushing - (NCSU) Greene 17-48  
(UCONN) McCombs 20-60  
Passing - (NCSU) Glennon 15-30-204, 1 TD  
(UCONN) Whitmer 15-27-204, 3 INT  
Receiving - (NCSU) Palmer 5-46  
(UCONN) Williams 3-59

**NC STATE 31, SOUTH ALABAMA 7**

September 15, 2012 - 6 p.m.  
Carter-Finley Stadium - Raleigh, N.C. - 54,132

SCORING SUMMARY	1	2	3	4	F
South Alabama	0	0	0	7	7
NC State	14	14	3	0	31

NCS - Smith 33-yard pass from Glennon (Sade kick), 9:22 in 1st  
NCS - Underwood 44-yard pass from Glennon (Sade kick), 4:06 in 1st  
NCS - Creecy 11-yard run (Sade kick), 6:52 in 2nd  
NCS - Payton 13-yard pass from Glennon (Sade kick), 2:33 in 2nd  
NCS - Sade 22-yard field goal, 7:36 in 3rd  
USA - Jones 8-yard pass from Metheny (Chapuseaux kick), 5:20 in 4th

TEAM STATISTICS	USA	NCSU
First downs	14	22
Rushes-yards	23-51	43-127
Passing-yards	263	257
Comp-Att-Int	24-36-2	24-34-0
Total Off. Plays-Yds	59-314	77-384
Fumbles-Lost	2-1	1-0
Penalties-Yards	6-60	7-55
Punts-Avg.	7-37.6	6-42.8
Time of Possession	24:09	35:51
3rd Down Conversions	0-11	7-19
4th Down Conversions	0-1	2-2
Red Zone Scores	1-1	3-4

**INDIVIDUAL LEADERS**

Rushing - (USA) Baker 7-47  
(NCSU) Creecy 15-68  
Passing - (USA) Metheny 14-20-189, 1 TD, 1 INT  
(NCSU) Glennon 24-34-257, 3 TD  
Receiving - (USA) Baker 5-55  
(NCSU) Payton 5-61

**NC STATE 52, THE CITADEL 14**

September 22, 2012 - 6:00 p.m.  
Carter-Finley Stadium - Raleigh, N.C. - 55,145

SCORING SUMMARY	1	2	3	4	F
The Citadel	7	0	7	7	14
NC State	21	21	0	10	52

NCS - Thornton 19-yard run (Sade kick), 7:32 in 1st  
CIT - Robinson 65-yard run (Warren kick), 5:45 in 1st  
NCS - Thornton 7-yard run (Sade kick), 4:39 in 1st  
NCS - Underwood 20-yard pass from Glennon (Sade kick), 2:02 in 1st  
NCS - Glennon 2-yard run (Sade kick), 11:15 in 2nd  
NCS - Smith 73-yard punt return (Sade kick), 3:39 in 2nd  
NCS - Glennon 1-yard run (Sade kick), 0:00 in 2nd  
CIT - Miller 15-yard run (Warren kick), 6:10 in 3rd  
NCS - Barnes 6-yard run (Sade kick), 14:52 in 4th  
NCS - Sade 23-yard field goal, 7:17 in 4th

TEAM STATISTICS	Cit	NCSU
First downs	12	27
Rushes-yards	41-199	51-282
Passing-yards	27	233
Comp-Att-Int	4-7-1	19-25-0
Total Off. Plays-Yds	48-226	76-515
Fumbles-Lost	1-1	3-2
Penalties-Yards	4-15	5-37
Punts-Avg.	5-44.2	1-33
Time of Possession	27:13	32:47
3rd Down Conversions	2-9	11-14
4th Down Conversions	0-2	0-0
Red Zone Scores	1-1	7-8

**INDIVIDUAL LEADERS**

Rushing - (CIT) Robinson 9-102  
(NCSU) Thornton 21-145  
Passing - (CIT) Miller 3-6-24, 1 INT  
(NCSU) Glennon 19-24-233, 1 TD  
Receiving - (CIT) Jones 1-16  
(NCSU) Payton 5-100

**MIAMI 44, NC STATE 37**

September 29, 2012 - Noon  
Sun Life Stadium - Miami, Fla. - 38,510

SCORING SUMMARY	1	2	3	4	F
NC State	7	7	7	16	37
Miami	23	0	7	14	44

NCS - Creecy 1-yard run (Sade kick), 9:32 in 1st  
UM - Hurns 14-yard pass from Morris (Wieclaw kick), 8:40 in 1st  
UM - NC State safety, 8:28 in 1st  
UM - Dorsett 24-yard pass from Morris (Wieclaw kick), 6:52 in 1st  
UM - Scott 76-yard pass (Wieclaw kick), 4:18 in 1st  
NCS - Creecy 7-yard pass from Glennon (Sade kick), 14:56 in 2nd  
NCS - Underwood 4-yard pass from Glennon (Sade kick), 8:14 in 3rd  
UM - Johnson 4-yard run (Wieclaw kick), 0:54 in 3rd  
NCS - Underwood 28-yard pass (Sade kick), 10:23 in 4th  
UM - Scott 13-yard pass from Morris (Wieclaw kick), 8:00 in 4th  
NCS - Smith 6-yard pass from Glennon (Sade kick), 5:43 in 4th  
NCS - Sade 50-yard field goal, 1:58 in 4th  
UM - Dorsett 62-yard pass from Morris (Wieclaw kick), 0:19 in 4th



TEAM STATISTICS	NCS	UM
First downs	30	26
Rushes-yards	46-224	32-85
Passing-yards	440	566
Comp-Att-Int	24-42-2	26-49-1
Total Off. Plays-Yds	88-664	81-651
Fumbles-Lost	5-4	0-0
Penalties-Yards	14-100	4-20
Punts-Avg.	4-40.8	8-40.6
Time of Possession	33:22	26:38
3rd Down Conversions	4-12	6-18
4th Down Conversions	2-2	1-1
Red Zone Scores	4-5	3-5

### INDIVIDUAL LEADERS

Rushing - (NCS) Creecy 19-120  
(UM) Johnson 12-42  
Passing - (NCS) Glennon 24-42-440, 4 TD, 2 INT  
(UM) Morris 26-49-566, 5 TD, 1 INT  
Receiving - (NCS) Palmer 5-94  
(UM) Dorsett 7-191

### NC STATE 17, <sup>3/4</sup>FLORIDA STATE 16

October 6, 2012  
Carter-Finley Stadium - Raleigh, N.C. - 54,962

SCORING SUMMARY	1	2	3	4	F
Florida State	3	13	0	0	16
NC State	0	0	3	14	17

FSU - Hopkins 49-yard field goal, 6:34 in 1st  
FSU - O'Leary 4-yard pass from Manuel (Hopkins kick), 13:53 in 2nd  
FSU - Hopkins 20-yard field goal, 4:07 in 2nd  
FSU - Hopkins 36-yard field goal, 0:28 in 2nd  
NCS - Sade 27-yard field goal, 7:36 in 3rd  
NCS - Thornton 24-yard pass from Glennon (Sade kick), 13:47 in 4th  
NCS - Underwood 2-yard pass from Glennon (Sade kick), 0:16 in 4th

TEAM STATISTICS	NCS	UM
First downs	16	21
Rushes-yards	36-125	27-66
Passing-yards	218	259
Comp-Att-Int	17-30-1	30-55-1
Total Off. Plays-Yds	66-343	82-325
Fumbles-Lost	1-0	0-0
Penalties-Yards	5-59	4-39
Punts-Avg.	7-35.3	7-43.0
Time of Possession	29:14	30:46
3rd Down Conversions	3-15	5-18
4th Down Conversions	0-0	3-4
Red Zone Scores	3-4	2-2

### INDIVIDUAL LEADERS

Rushing - (FSU) Thompson 25-141  
(NCS) Creecy 14-34  
Passing - (FSU) Manuel 17-29-218, 1 TD, 1 INT  
(NCS) Glennon 30-55-259, 2 TD, 1 INT  
Receiving - (FSU) Greene 6-60  
(NCS) Creecy 7-38, Payton 6-79

### NC STATE 20, MARYLAND 18

October 20, 2012  
Byrd Stadium - College Park, Md. - 40,217

SCORING SUMMARY	1	2	3	4	F
NC State	0	10	7	3	20
Maryland	3	0	12	3	18

MD - Craddock 36-yard field goal, 8:50 in 1st  
NCS - Winkles 25-yard pass from Glennon (Sade kick), 11:16 in 2nd  
NCS - Sade 21-yard field goal, 5:53 in 2nd  
MD - Brown 1-yard run (Craddock kick failed), 7:40 in 3rd  
NCS - Underwood 68-yard pass from Glennon, 7:26 in 3rd  
MD - Burns 2-yard run (Burns pass failed), 3:33 in 3rd  
MD - Craddock 48-yard field goal, 13:39 in 4th  
NCS - Sade 43-yard field goal, 0:32 in 4th

TEAM STATISTICS	NCS	UM
First downs	17	22
Rushes-yards	26-40	54-206
Passing-yards	307	256
Comp-Att-Int	23-47	17-27-1
Total Off. Plays-Yds	73-347	81-462
Fumbles-Lost	0-0	1-1
Penalties-Yards	9-60	8-75
Punts-Avg.	9-33.3	8-38.5
Time of Possession	24:46	35:14
3rd Down Conversions	7-19	6-16
4th Down Conversions	0-1	0-0
Red Zone Scores	1-1	3-4

### INDIVIDUAL LEADERS

Rushing - (NCS) Creecy 17-39  
(MD) Brown 25-121  
Passing - (NCS) Glennon 23-47-307, 2 TD  
(MD) Hills 12-20-159, 1 INT  
Receiving - (NCS) Underwood 6-134  
(MD) Diggs 6-61

### NORTH CAROLINA 43, NC STATE 35

October 27, 2012  
Kenan Stadium - Chapel Hill, N.C. - 40,217

SCORING SUMMARY	1	2	3	4	F
NC State	14	14	7	0	35
North Carolina	25	0	0	18	43

UNC - Bernard 8-yard run (Barth kick), 13:19 in 1st  
UNC - Highsmith 45-yard run (Tabb pass from Hibbard), 11:00 in 1st  
NCS - Hegedus 32-yard pass from Glennon (Sade kick), 6:35 in 2nd  
UNC - Barth 45-yard field goal, 3:42 in 1st  
UNC - Bernard 1-yard run (Barth kick), 1:24 in 1st  
NCS - Smith 30-yard pass from Glennon (Sade kick), 0:26 in 1st  
NCS - Underwood 20-yard pass from Glennon (Sade kick), 11:35 in 2nd  
NCS - Palmer 83-yard pass from Glennon (Sade kick), 6:49 in 2nd  
NCS - Underwood 55-yard from Glennon (Sade kick), 0:39 in 3rd

UNC - Tappley 3-yard pass from Renner (Barth kick), 10:23 in 4th  
UNC - Barth 34-yard field goal, 1:24 in 4th  
UNC - Bernard 74-yard punt return (Tabb pass from Hibbard), 0:13 in 4th

TEAM STATISTICS	NCS	UNC
First downs	24	24
Rushes-yards	31-67	39-212
Passing-yards	467	358
Comp-Att-Int	29-52-2	30-47-1
Total Off. Plays-Yds	83-534	86-570
Fumbles-Lost	5-2	1-1
Penalties-Yards	8-59	5-44
Punts-Avg.	9-41.1	9-41.2
Time of Possession	31:02	28:18
3rd Down Conversions	8-19	4-16
4th Down Conversions	0-1	0-0
Red Zone Scores	1-2	4-5

### INDIVIDUAL LEADERS

Rushing - (NCS) Creecy 14-66  
(UNC) Bernard 23-135  
Passing - (NCS) Glennon 29-52-467, 5 TD, 2 INT  
(UNC) Renner 30-47-358, 1 TD, 1 INT  
Receiving - (NCS) Underwood 6-118, Palmer 5-119  
(UNC) Bernard 8-95

### VIRGINIA 33, NC STATE 6

November 3, 2012  
Carter-Finley Stadium - Raleigh, N.C. - 54,812

SCORING SUMMARY	1	2	3	4	F
Virginia	14	2	7	10	33
NC State	0	0	0	6	6

UVA - Sims 1-yard run (Frye kick), 10:09 in 1st  
UVA - Jennings 18-yard pass from Rocco (Frye kick), 0:27 in 1st  
UVA - Hill safety, 3:17 in 2nd  
UVA - Smith 38-yard pass from Sims (Jarrett kick), 11:10 in 3rd  
UVA - Jarrett 33-yard field goal, 14:51 in 4th  
NCS - Carter 2-yard pass from Glennon (Glennon pass failed), 6:30 in 4th  
UVA - Parks 31-yard run (Jarrett kick), 4:28 in 4th

TEAM STATISTICS	UVA	NCS
First downs	23	17
Rushes-yards	48-248	24-19
Passing-yards	198	197
Comp-Att-Int	20-35-0	23-46-3
Total Off. Plays-Yds	83-446	70-216
Fumbles-Lost	1-1	2-2
Penalties-Yards	10-72	7-45
Punts-Avg.	8-33.5	7-41.3
Time of Possession	36:42	23:18
3rd Down Conversions	4-17	2-13
4th Down Conversions	3-3	1-3
Red Zone Scores	3-5	1-1

### INDIVIDUAL LEADERS

Rushing - (UVA) Parks 25-119  
(NCS) Thornton 7-28  
Passing - (UVA) Rocco 12-23-83, 1 TD  
(NCS) Glennon 23-46-197, 1 TD, 3 INT

Receiving - UVA) Jennings 6-57  
(NCS) Payton 6-49

### NC STATE 37, WAKE FOREST 6

November 10, 2012  
Carter-Finley Stadium - Raleigh, N.C. - 52,567

SCORING SUMMARY	1	2	3	4	F
Wake Forest	0	6	0	0	6
NC State	17	0	17	3	37

NCS - Creecy 1-yard run (Sade kick), 11:19 in 1st  
NCS - Sade 38-yard field goal, 5:54 in 1st  
NCS - Winkles 5-yard pass from Glennon (Sade kick), 0:37 in 1st  
WFU - Davis 39-yard pass from Campanaro (kick failed), 10:33 in 2nd  
NCS - Palmer 100-yard kickoff return (Sade kick), 14:49 in 3rd  
NCS - Watson 26-yard pass from Glennon (Sade kick), 9:23 in 3rd  
NCS - Sade 49-yard field goal, 7:51 in 3rd  
NCS - Sade 35-yard field goal, 14:15 in 4th

TEAM STATISTICS	WFU	NCS
First downs	9	26
Rushes-yards	23-16	51-170
Passing-yards	169	258
Comp-Att-Int	22-40-1	25-43-1
Total Off. Plays-Yds	63-185	94-428
Fumbles-Lost	2-1	2-1
Penalties-Yards	4-45	3-15
Punts-Avg.	12-43.3	5-39.2
Time of Possession	23:46	36:14
3rd Down Conversions	2-17	9-21
4th Down Conversions	1-2	1-1
Red Zone Scores	0-0	4-6

#### INDIVIDUAL LEADERS

Rushing - (WFU) Martin 7-41  
(NCS) Thornton 27-110  
Passing - (WFU) Price 18-33-113, 1 INT  
(NCS) Glennon 25-41-258, 2 TD, 1 INT  
Receiving - (WFU) Campanaro 5-14  
(NCS) Underwood 8-76

### CLEMSON 62, NC STATE 48

November 19, 2012  
Memorial Stadium - Clemson, S.C. - 76,000

SCORING SUMMARY	1	2	3	4	F
NC State	21	3	14	10	48
Clemson	13	28	21	0	62

CU - Catanzaro 46-yard field goal, 12:56 in 1st  
CU - Boyd 4-yard run (Catanzaro kick), 9:54 in 1st  
CU - Catanzaro 43-yard field goal, 7:31 in 1st  
NCS - Palmer 77-yard pass from Glennon (Sade kick), 7:13 in 1st  
NCS - Palmer 49-yard pass from Glennon (Sade kick), 6:19 in 1st  
NCS - Smith 18-yard pass from Glennon (Sade kick), 1:36 in 1st  
NCS - Sade 32-yard field goal, 14:17 in 2nd

CU - Ford 7-yard pass from Boyd (Boyd pass failed), 12:52 in 2nd  
CU - Watkins 27-yard pass from Boyd (Ford pass from Boyd), 10:28 in 2nd  
CU - Hopkins 62-yard pass from Boyd (Catanzaro kick), 2:22 in 2nd  
CU - Boyd 9-yard run (Catanzaro kick), 1:14 in 2nd  
CU - Bryant 40-yard pass from Boyd (Catanzaro kick), 11:00  
CU - Boyd 9-yard run (Catanzaro kick), 4:13 in 3rd  
NCS - Thornton 16-yard run (Sade kick), 3:55 in 3rd  
NCS - Carter 6-yard pass from Glennon (Sade kick), 2:38 in 3rd  
CU - Ford 69-yard pass from Boyd (Catanzaro kick), 1:39 in 3rd  
NCS - Palmer 29-yard pass from Glennon (Sade kick), 14:20 in 4th  
NCS - Sade 40-yard field goal, 7:35 in 3rd

TEAM STATISTICS	NCS	CU
First downs	24	34
Rushes-yards	35-104	58-328
Passing-yards	493	426
Comp-Att-Int	29-53-1	30-44-2
Total Off. Plays-Yds	88-597	102-754
Fumbles-Lost	2-1	1-0
Penalties-Yards	4-18	4-40
Punts-Avg.	4-31.5	4-33.2
Time of Possession	26:42	33:18
3rd Down Conversions	9-21	9-19
4th Down Conversions	3-5	2-2
Red Zone Scores	4-5	4-4

#### INDIVIDUAL LEADERS

Rushing - (NCS) Thornton 21-114  
(CU) Ellington 22-124  
Passing - (NCS) Glennon 29-53-493, 5 TD, 1 INT  
(CU) Boyd 30-44-426, 5 TD, 2 INT  
Receiving - (NCS) Palmer 7-219  
(CU) Watkins 11-110

### NC STATE 27, BOSTON COLLEGE 10

November 24, 2012  
Carter-Finley Stadium - Raleigh, N.C. - 53,020

SCORING SUMMARY	1	2	3	4	F
Boston College	3	0	7	0	10
NC State	0	14	13	0	27

BC - Freese 19-yard field goal, 2:09 in 1st  
NCS - Payton 4-yard pass from Glennon (Sade kick), 9:05 in 2nd  
NCS - Amerson 55-yard interception return (Sade kick), 0:27 in 2nd  
BC - Finch 4-yard run (Freese kick), 5:18 in 3rd  
NCS - Palmer 8-yard pass from Glennon (kick blocked), 1:14 in 3rd  
NCS - Palmer 25-yard pass from Glennon (Sade kick), 0:23 in 3rd

TEAM STATISTICS	NCS	BC
First downs	17	17
Rushes-yards	29-199	39-131
Passing-yards	123	245
Comp-Att-Int	16-45-3	27-41-0
Total Off. Plays-Yds	74-322	80-376

Fumbles-Lost	0-0	1-1
Penalties-Yards	4-23	5-35
Punts-Avg.	8-37.5	7-34.3
Time of Possession	26:50	33:10
3rd Down Conversions	3-15	8-20
4th Down Conversions	0-2	1-3
Red Zone Scores	2-2	2-3

#### INDIVIDUAL LEADERS

Rushing - (BC) Finch 19-144  
(NCS) Thornton 28-105  
Passing - (BC) Rettig 16-45-123, 3 INT  
(NCS) Glennon 27-41-245, 3 TD  
Receiving - (BC) Pantale 4-28  
(NCS) Palmer 7-55

### VANDERBILT 38, NC STATE 24

Franklin American Mortgage Music City Bowl  
December 31, 2012  
LP Field - Nashville, Tenn. - 55,801

SCORING SUMMARY	1	2	3	4	F
NC State	0	14	0	10	24
Vanderbilt	7	21	3	7	38

VU - Boyd 5-yard pass from Rodgers (Spear kick), 9:51 in 1st  
VU - Stacy 6-yard run (Fowler kick), 10:08 in 2nd  
NCS - Creecy 1-yard run (Sade kick), 6:18 in 2nd  
VU - Tate 7-yard run (Spear kick), 3:47 in 2nd  
NCS - Palmer 94-yard kickoff return (Sade kick), 3:35 in 2nd  
VU - Matthews 18-yard pass from Rodgers (Fowler kick), 00:41 in 2nd  
VU - Spear 30-yard field goal, 9:39 in 3rd  
NCS - Sade 24-yard field goal, 14:56 in 4th  
VU - Rodgers 15-yard run (Spear kick), 5:11 in 4th  
NCS - Smith, R 19-yard pass from Glennon (Sade kick), 2:06 in 4th

TEAM STATISTICS	NCS	VU
First downs	24	17
Rushes-yards	25-41	41-117
Passing-yards	383	108
Comp-Att-Int	35-53-3	16-27-0
Total Off. Plays-Yds	78-424	68-225
Fumbles-Lost	6-2	0-0
Penalties-Yards	9-90	2-10
Punts-Avg.	3-30.3	5-46.2
Time of Possession	27:04	32:56
3rd Down Conversions	13-19	3-14
4th Down Conversions	0-1	3-4
Red Zone Scores	3-3	6-6

#### INDIVIDUAL LEADERS

Rushing - (NCS) Creecy 9-43  
(VU) Stacy 25-111  
Passing - (NCS) Glennon 35-53-383, 1 TD, 3 INT  
(VU) Rodgers 16-25-108, 2 TD  
Receiving - (NCS) Palmer 8-111  
(VU) Matthews 7-61

The background of the page is a collage of three overlapping action shots of Alabama football players. The top image shows a player in a red jersey with the number 17, wearing a white helmet with a red facemask, pointing forward. The middle image shows a player in a red jersey with the number 8, wearing a white helmet with a red facemask, looking down. The bottom image shows a player in a red jersey with the number 8, wearing a white helmet with a red facemask, holding a football. The text "HISTORY+ RECORDS" is overlaid in large, bold, white capital letters at the bottom of the page.

# HISTORY+ RECORDS

## RUSHING

## RUSHING YARDS

Game	251	Ted Brown, Penn St.	1977
Season	1,350	Ted Brown	1978
Career	*4,602	Ted Brown	1975-78

## RUSHING ATTEMPTS

Game	40	Ray Robinson, Maryland	2000
Season	302	Ted Brown	1978
Career	860	Ted Brown	1975-78

## RUSHING YARDS PER CARRY

Game	14.0	Ted Brown, Syracuse	1977
Season	7.1	Dick Christy	1955
Career	5.5	Roland Hooks	1972-74

## RUSHING TOUCHDOWNS

Game	5	Stan Fritts, Wake Forest	1972
	5	T.A. McLendon, Texas Tech	2002
Season	18	T.A. McLendon	2002
Career	*49	Ted Brown	1975-78

## 200-YARD RUSHING GAMES

Season	1	Five Times by four players	
Career	2	Ted Brown	1975-78

## 100-YARD RUSHING GAMES

Season	9	Ted Brown	1977
Career	*27	Ted Brown	1975-78

## PASSING

## PASSING YARDS

Game	535	Shane Montgomery, Duke	1989
Season	*4,491	Philip Rivers	2003
Career	*13,484	Philip Rivers	2000-03

## PASS COMPLETIONS

Game	38	Philip Rivers, Wake Forest	2003
Season	*348	Philip Rivers	2003
Career	*1,087	Philip Rivers	2000-03

## PASS ATTEMPTS

Game	73	Shane Montgomery, Duke	1989
Season	527	Russell Wilson	2010
Career	*1,710	Philip Rivers	2000-03

## TOUCHDOWN PASSES

Game	5	Mike Glennon, Maryland	2011
	5	Mike Glennon, Clemson	2012
	5	Russell Wilson, Florida St.	2009
	5	Philip Rivers, Kansas	2003
	5	Philip Rivers, Navy	2002
	5	Philip Rivers, Indiana	2000
	5	Terry Harvey, Wake Forest	
1995			
Season	*34	Philip Rivers	2003
Career	*95	Philip Rivers	2000-03

## YARDS PER COMPLETION

Game	30.90	Philip Rivers, Navy	2002
------	-------	---------------------	------



TERRENCE HOLT BLOCKED 12 KICKS DURING HIS WOLFPACK CAREER, WHICH SPANNED FROM 1999-2002.

Season	*18.77	Bruce Shaw	1972
Career	16.30	Bruce Shaw	1971-73

## YARDS PER ATTEMPT

Game	20.60	Philip Rivers, Navy	2002
Season	9.76	Bruce Shaw	1972
Career	8.18	Dave Buckey	1972-75

## COMPLETION PERCENTAGE

Game	.920	Terry Jordan, UNC (23-25)	1992
Season	*.721	Philip Rivers (348-483)	2003
Career	.636	Philip Rivers (1,087-1,710)	2000-03

## 400-YARD PASSING GAMES

Season	*5	Philip Rivers	2003
Career	*7	Philip Rivers	2000-03

## 300-YARD PASSING GAMES

Season	*9	Philip Rivers	2003
Career	*19	Philip Rivers	2000-03

## 200-YARD PASSING GAMES

Season	13	Philip Rivers	2003
Career	41	Philip Rivers	2000-03

## RECEIVING

## PASS RECEPTIONS

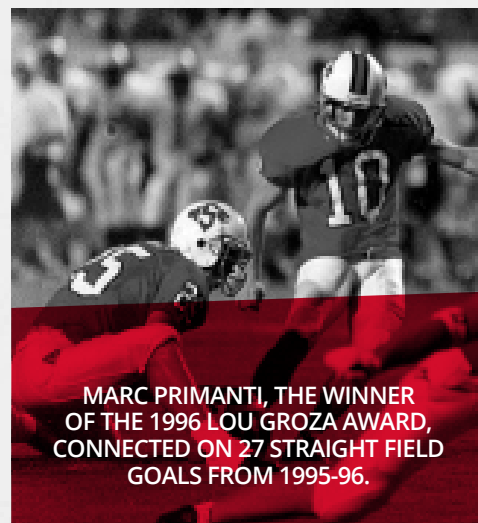
Game	15	Torry Holt, Wake Forest	1998
Season	*88	Torry Holt	1998
Career	200	Jerricho Cotchery	2000-03

## RECEIVING YARDAGE

Game	255	Torry Holt (11), Baylor	1998
Season	*1,604	Torry Holt (88)	1998
Career	3,379	Torry Holt (191)	1995-98

## RECEIVING TOUCHDOWNS

Game	*5	Torry Holt, Florida State	1997
Season	16	Torry Holt	1997



MARC PRIMANTI, THE WINNER OF THE 1996 LOU GROZA AWARD, CONNECTED ON 27 STRAIGHT FIELD GOALS FROM 1995-96.

Career	31	Torry Holt	1995-98
--------	----	------------	---------

## YARDS PER CATCH

Season	25.5	Owen Spencer	2009
Career	19.37	Owen Spencer	2006-10

## 200-YARD RECEIVING GAMES

Season	*2	Torry Holt	1998
Career	*2	Torry Holt	1995-98

## 100-YARD RECEIVING GAMES

Season	8	Koren Robinson	2000
	8	Torry Holt	1998
Career	15	Jerricho Cotchery	2000-03

## TOTAL OFFENSE

## PLAYS

Game	76	Shane Montgomery, Duke (3 run, 73 pass)	1989
Season	561	Philip Rivers (78 run, 483 pass)	2003
Career	*1,962	Philip Rivers (252 run, 1,710 pass)	2000-03

## TOTAL YARDS

Game	537	Shane Montgomery, Duke	1989
Season	*4,600	Philip Rivers	2003
Career	*13,582	Philip Rivers	2000-03

## YARDS PER PLAY

Season	8.2	Philip Rivers	2003
Career	6.92	Philip Rivers	2000-03

## ALL-PURPOSE YARDS

Game	496	Tobais Palmer, Clemson (219 receiving, 277 KOR)	2012
Season	1,979	Torry Holt (102 run, 1,604 rec., 273 PR)	1998
Career	5,565	Ted Brown (4,602 run, 760 rec., 203 Ret.)	1975-78



**SCORING****POINTS SCORED**

Game	30	Torry Holt, Florida State	1997
	30	Stan Fritts, Wake Forest	1972
	30	T.A. McLendon, Tex. Tech	2002
Season	108	T.A. McLendon	2002
Career	312	Ted Brown	1975-78

**TOUCHDOWNS**

Game	5	Torry Holt, Florida State	1997
	5	Stan Fritts, Wake Forest	1972
	5	T.A. McLendon, Tex. Tech	2002
Season	18	T.A. McLendon	2002
Career	51	Ted Brown	1975-78

**TOUCHDOWN RESPONSIBILITY**

Game	6	Mike Glennon, Maryland (5 pass, 1 rush)	2011
	6	Philip Rivers, Navy (5 pass, 1 rush)	2002
Season	*37	Russell Wilson (9 rush, 28 pass)	2010
	*37	Philip Rivers (3 run, 34 pass)	2003
Career	*112	Philip Rivers (17 run, 95 pass)	2000-03

**KICK SCORING POINTS**

Game	15	Nathan Ritter, East Carolina	1978
Season	84	Marc Primanti	1996
	84	Damon Hartman	1989
Career	241	Damon Hartman	1988-90

**FIELD GOALS MADE**

Game	5	Nathan Ritter, East Carolina	1978
Season	20	Marc Primanti	1996
	20	Josh Czajkowski	2010
Career	50	Mike Cofer	1982-86

**FIELD GOALS ATTEMPTED**

Season	28	Damon Hartman	1989
Career	75	Damon Hartman	1988-91

**FIELD GOAL PERCENTAGE**

Season	1.000	Danny Deskevich (12-12)	1998
	1.000	Marc Primanti (20-20)	1996
Career	.912	Marc Primanti (31-34)	1995-96

**CONSECUTIVE FIELD GOALS MADE**

Career	*27	Marc Primanti	1995-96
--------	-----	---------------	---------

**MOST PATS**

Game	8	Austin Herbert, Navy	2002
	8	Adam Kiker, Kansas	2003
Season	56	Adam Kiker	2003
Career	119	Josh Czajkowski	2008-10
	97	Damon Hartman	1988-91

**PAT PERCENTAGE**

Season	1.000	By 11 Players	
Career	.988	John Deraney	2003-06 (min. 30 made)

**CONSECUTIVE EXTRA POINTS MADE**

Career	76	John Deraney	2003-2006
--------	----	--------------	-----------

**RETURNS****KICKOFF RETURNS**

Season	41	T.J. Graham	2008
Career	137	T.J. Graham	2008-11

**KICKOFF RETURN YARDS**

Game	277	Tobais Palmer	2012
Season	1,028	T.J. Graham	2008
Career	3,153	T.J. Graham	2008-11

**KICKOFF RETURN AVERAGE**

Season	*35.3	George Marinkov	1954
Career	28.6	Darrell Blackman	2004-07

**PUNT RETURNS**

Season	40	Ledel George	1991
Career	*125	Ledel George	1990-93

**PUNT RETURN YARDS**

Game	102	Fred Combs, Virginia	1967
Season	434	Fred Combs	1967
Career	1,191	Ledel George	1990-93

**PUNT RETURN AVERAGE**

Season	19.7	Alex Webster	1950
Career	19.2	Alex Webster	1950-52

**PUNTING****PUNTS**

Game	13	Marty Martinussen, UNC	1982
	13	Ed Mooney, Maryland	1950
Season	76	Scott Earwood	1999
	76	John Deraney	2006
Career	226	Austin Herbert	2000-03

**PUNTING YARDS**

Game	519	Craig Salmon, S. Carolina	1987
Season	2,906	Scott Earwood	1999
Career	8,922	Austin Herbert	2000-03

**PUNTING AVERAGE**

Game	55.0	Austin Herbert, Duke	2001
Season	46.1	Johnny Evans	1975
Career	44.0	Johnny Evans	1974-77

**DEFENSE****TACKLES**

Game	26	Pat Teague, Virginia Tech	1986
Season	195	Bill Cowher	1978
Career	492	Levar Fisher	1998-01

**TACKLES FOR LOSS**

Game	*#8	Nate Irving, Wake Forest	2010
Season	27.5	Mario Williams	2005
Career	55.5	Mario Williams	2003-05

**SACKS**

Game	4	Mario Williams, S. Miss/Md	2005
Season	14.5	Mario Williams	2005
Career	25.5	Mario Williams	2003-05

**FUMBLES CAUSED**

Season	6	Corey Smith	2001
	6	Jesse Campbell	1989
	6	Jesse Campbell	1988
Career	15	Jesse Campbell	1988-90

**FUMBLES RECOVERED**

Career	7	Fernandus Vinson	1987-90
--------	---	------------------	---------

**INTERCEPTIONS**

Game	3	Five times by four players	
Season	*13	by David Amerson	2011
Career	18	David Amerson	2010-12

**INTERCEPTION RETURN YARDAGE**

Season	205	David Amerson	2011
Career	287	David Amerson	2010-12

**PASSES BROKEN UP**

Season	23	Lloyd Harrison	1998
Career	51	Joe Johnson	1987-90

**BLOCKED KICKS**

Game	2	by four players	
Season	4	Terrence Holt	2001
	4	Mark Capuano	1967
Career	12	Terrence Holt	1999-02

\* ACC Record

# NCAA Record

Bold Face indicates current player

Note: Asterisk (\*) indicates ACC record

## TOTAL OFFENSE

Plays	Highs	Lows
Game:	98 Maryland, 2010	25 Duke, 1943
Season:	1,006 2010	517 1955

Yards	Highs	Lows
Game:	653 Kansas, 2003	-6 Duke, 1943
Season:	5,891 2003	1,651 1953
Per Gm:	453.2 2003	165.1 1953

First Downs	Highs	Lows
Game:	35 The Citadel, 1983	0 Virginia, 1944
Season:	311 2003	84 1953

## RUSHING

Attempts	Highs	Lows
Game:	80 ECU, 1980	16 Duke, 1943
Season:	672 1979	351 2000

Yards	Highs	Lows
Game:	409 Clemson, 1975	-49 Duke, 1943
Season:	2,995 1973	929 1985
Per Gm:	272.3 1973	

## PASSING

Attempts	Highs	Lows
Game:	73 Duke, 1989	2 Virginia, 1968
Season:	545 2010	87 1957

Completions	Highs	Lows
Game:	41 Boston Coll, 2010	1 six times (last - 1975)
Season:	357 2003	34 1957

Comp. %	Highs	Lows
Season:	.720 2003	.338 1953
	(357-496)	(48-142)

Yards	Highs	Lows
Game:	535 Duke, 1989	0 Vandy, 1946
Season:	4,580 2003	497 1947
Per Gm:	352.3 2003	50.2 1957

Interceptions	Highs	Lows
Game:	7 Florida, 1970	0 vs. many
Season:	23 1949	5 1962

## SCORING

Touchdowns	Highs	Lows
Game:	15 Hampton, 1919	0 Maryland-2007
Season:	65 2003	10 1970

Points	Highs	Lows
Game:	100 Hampton, 1919	0 Maryland-2007
Season:	489 2003	23 1933
Per Gm:	37.6 2003	2.5 1933

Rushing TD	Highs	Lows
Season:	33 2002	3 1985

Passing TD	Highs	Lows
Game:	5 vs. seven teams (last vs. Kansas, 2003)	0 vs. many (last - 2007)
Season:	35 2003	1 1965

TD by Return	Highs	Lows
Season:	10 2003	0

Field Goals	Highs	Lows
Game:	5 East Carolina, 1978	0 (last - Maryland, 2007)
Season:	21 2010	0 three times (last 1958)

FG Attempts	Highs	Lows
Season:	28 1989	0 1955

FG %	Highs	Lows
Season:	1.000 (20-20), 1996	.000 (last - 0-2, 1958)

PATs	Highs	Lows
Season:	61 2003	7 1962, 1970

PAT %	Highs	Lows
Season:	1.000 best nine times (40-40), 1992	.742 (23-31), 1974

## PUNTING

Punts	Highs	Lows
Game:	13 UNC, 1982 Md., 1950	0 Md., 1994 USC, 1961
Season:	85 1982	

Yards	Highs	Lows
Season:	3,210 1970	1,315 1955

Average	Highs	Lows
Season:	46.1 1975	30.8 1953

## PUNT RETURNS

Punt Returns	Highs	Lows
Season:	46 1991	11 1954

PR Yards	Highs	Lows
Season:	537 1990	53 1980

## KICKOFF RETURNS

KO Returns	Highs	Low	Low
Season:	52	1987	16

KOR Yards	Highs	Low	Low
Season:	1,387	2008	246

## OPPONENT TOTAL OFFENSE

Plays	Highs	Low	Low
Game:	98	Duke, 2001	25
Season:	986	2003	489

Yards	Highs	Low	Low
Game:	745	FSU, 1995	17
Season:	5,473	2003	1,518

First Downs	Highs	Low	Low
Game:	38	FSU, 1995	0
Season:	301	2003	77

## OPPONENT RUSHING

Yards	Highs	Low	Low
Game:	627	Villanova, 1949	-37
Season:	2,965	1976	946

Attempts	Highs	Low	Low
Game:	85	Va. Tech, 1956	10
Season:	689	1952	358

## OPPONENT PASSING

Attempts	Highs	Low	Low
Game:	68	Wake, 1995	1
Season:	516	2003	86

Completions	Highs	Low	Low
Game:	50	Wake, 1995	0
Season:	305	2003	39

Yards	Highs	Low	Low
Game:	586	Texas Tech, 2003	0
Season:	3,693	2003	354

Touchdowns	Highs	Low	Low
Game:	7	FSU, 1995	0
Season:	28	2003	0

## OPPONENT INTERCEPTIONS THROWN

Interceptions	Highs	Low	Low
Game:	7	Iowa, 1965	0
Season:	27	2011	6

Int Ret. Yds	Highs	Low	Low
Season:	393	1989	15

## OPPONENT SCORING

Points	Highs	Low	Low
Game:	128	Ga. Tech, 1918	0
Season:	401	1996	29

Touchdowns	Highs	Low	Low
Season:	53	1996	10

## OPPONENT PUNTING

Punts	Highs	Low	Low
Game:	12	W. Car., 1990	0
Season:	81	2004	40

Punt Yards	Highs	Low	Low
Season:	3,229	2004	1,066

Punt Average	Highs	Low	Low
Season:	43.1	1985	32.5

## MISCELLANEOUS SEASON HIGHS

Penalties	101	2002, 2004
Penalty Yardage	907	2003 (100)
Time of Poss	32.03	2010
Fumbles (Gm)	11	Virginia, 1977
Fumbles (Season)	52	1976
Fumbles Lost (Gm)	6	Florida State, 1995
	6	Louisville, 1994
Fumbles Lost (Season)	24	1955
Fewest Fumbles	12	1963
Fewest Fumbles Lost	6	2001, 2008
Third Down Conv. %	.487 (92-189)	1989
Sacks	48	2002
Fewest Sacks Allowed	9	1988
Fewest Sks Allow/Gm	0.78	2002
Blocked Punts (Game)	3	Texas, 1999
Blocked Punts (Season)	8	2002
Opponent Fumbles (Game)	9	four times (last: Duke, 1986)
Fumbles Recovered (Game)	6	Duke, 1986
Fumbles Rec. Season)	26	1946
Wins	11	2002 (11-3)
Losses	9	three times (last: 2006)
Ties	4	1906
Longest Win Streak	9 gms	four times (last: 2002)
Longest Lose Streak	10 gms	(1953-54)

## RUSHING YARDS

## GAME

Rk.	Name, Opp, Year	Att.	Yds
1.	Ted Brown, Penn State, 1977	37	251
2.	Andre Brown, S. Miss., 2005	32	248
3.	Ted Brown, Clemson, 1975	24	227
4.	Joe McIntosh, Wake Forest, 1981	25	220
5.	Ray Robinson, Virginia, 1998	27	202
6.	Vince Evans, East Carolina, 1985	26	201
7.	Ted Brown, Syracuse, 1978	33	198
	Willie Burden, Kent State, 1971	34	198
8.	Tremayne Stephens, W. Forest, 1994	20	189
	Anthony Barbour, Texas Tech, 1992	25	189
	Ted Brown, North Carolina, 1978	36	189
12.	Willie Burden, Wake Forest, 1973	18	188
13.	Ed Mooney, Richmond, 1949	21	184
14.	Andre Brown, Florida St, 2005	26	179
15.	Ray Robinson, Maryland, 2000	40	178
	T.A. McLendon, Clemson, 2002	28	178
17.	Wayne McLean, East Carolina, 1980	30	176
18.	Toney Baker, Clemson, 2006	34	174

## SEASON

Rk.	Name, Year	Att.	Yds
1.	Ted Brown, 1978	302	1,350
2.	Ted Brown, 1977	218	1,251
3.	Anthony Barbour, 1992	199	1,204
4.	Joe McIntosh, 1981	222	1,190
5.	Stan Fritts, 1974	245	1,169
6.	Tremayne Stephens, 1997	204	1,142
7.	T.A. McLendon, 2002	245	1,101
8.	Ted Brown, 1976	198	1,088
9.	Joe McIntosh, 1983	217	1,081
10.	Willie Burden, 1973	150	1,014
11.	Ted Brown, 1975	142	913
12.	Willie Burden, 1971	227	910
13.	Vince Evans, 1984	198	883
14.	James Washington, 2011	212	852

15.	Roland Hooks, 1974	136	850
16.	Tremayne Stephens, 1995	186	849

## CAREER

Rk.	Name, Year	Att.	Yds
1.	Ted Brown, 1975-78	860	4,602
2.	Joe McIntosh, 1981-84	729	3,642
3.	Tremayne Stephens, 1994-97	680	3,553
4.	Ray Robinson, 1998-01	649	2,781
5.	Anthony Barbour, 1989-92	474	2,575
6.	Stan Fritts, 1972-74	534	2,542
7.	Andre Brown, 2005-08	523	2,539
8.	Willie Burden, 1971-73	491	2,529
9.	T.A. McLendon, 2002-04	542	2,479
10.	Billy Ray Vickers, 1976-79	489	2,189
11.	Toney Baker, 2005-09	451	2,045
12.	Vince Evans, 1981-85	467	1,920
13.	Dick Christy, 1955-57	348	1,817
14.	Charley Young, 1961-73	317	1,657
15.	Gary Downs, 1990-93	380	1,642

## RUSHING ATTEMPTS

## GAME

Rk.	Name, Game, Year	Yds	Att
1.	Ray Robinson, Maryland, 2000	178	40
2.	Ted Brown, Penn State, 1977	251	37
3.	Ted Brown, North Carolina, 1978	189	36
4.	Willie Burden, Kent St., 1971	198	34
	Toney Baker, Clemson, 2006	174	34
5.	Ted Brown, Syracuse, 1978	198	33
	Ted Brown, West Virginia, 1978	158	33
7.	T.A. McLendon, Texas Tech, 2002	150	32
	Andre Brown, S. Miss, 2005	248	32
	Jamelle Eugene, UNC, 2007	159	32
10.	Ray Robinson, Wake Forest, 2001	90	31
11.	Ray Robinson, Maryland, 1999	153	30
	Vince Evans, South Carolina, 1984	158	30

Wayne McLean, East Carolina, 1980	176	30
Billy Ray Vickers, Virginia, 1979	157	30
T.A. McLendon, Wake Forest, 2004	139	30
16. Shadrach Thornton, BC, 2012	105	28
Stan Fritts, South Carolina, 1974	165	28
T.A. McLendon, Clemson, 2002	178	28

## SEASON

Rk.	Name, Team, Year	Yards	Att
1.	Ted Brown, 1978	1,350	302
2.	T.A. McLendon, 2002	1,101	245
	Stan Fritts, 1974	1,169	245
4.	Willie Burden, 1971	910	227
5.	Joe McIntosh, 1981	1,190	222
6.	Ted Brown, 1977	1,251	218
7.	Joe McIntosh, 1983	1,081	217
8.	James Washington, 2011	852	212
9.	Tremayne Stephens, 1997	1,142	204
10.	Anthony Barbour, 1992	1,204	199
11.	Vince Evans, 1984	883	198
	Ted Brown, 1976	1,088	198
13.	Charlie Bowers, 1968	706	197
14.	Ray Robinson, 2000	788	193
15.	Ray Robinson, 2001	733	190
16.	Scott Smith, 1979	451	189

## CAREER

Rk.	Name, Year	Yds.	Att.
1.	Ted Brown, 1975-78	4,602	860
2.	Joe McIntosh, 1981-84	3,642	729
3.	Tremayne Stephens, 1994-97	3,553	680
4.	Ray Robinson, 1998-01	2,781	649
5.	T.A. McLendon, 2002-04	2,479	542
6.	Stan Fritts, 1972-74	2,542	534
7.	Andre Brown, 2005-08	2,539	523
8.	Willie Burden, 1971-73	2,529	491
9.	Billy Ray Vickers, 1976-79	2,189	489
10.	Anthony Barbour, 1988-89, 91-92	2,575	474
11.	Vince Evans, 1981-85	1,920	467
12.	Toney Baker, 2005-09	2,045	451
13.	Johnny Evans, 1974-77	1,259	430
14.	Charlie Bowers, 1967-69	1,595	423
15.	Ed Mooney, 1948-50	1,276	388

## RUSHING TOUCHDOWNS

## GAME

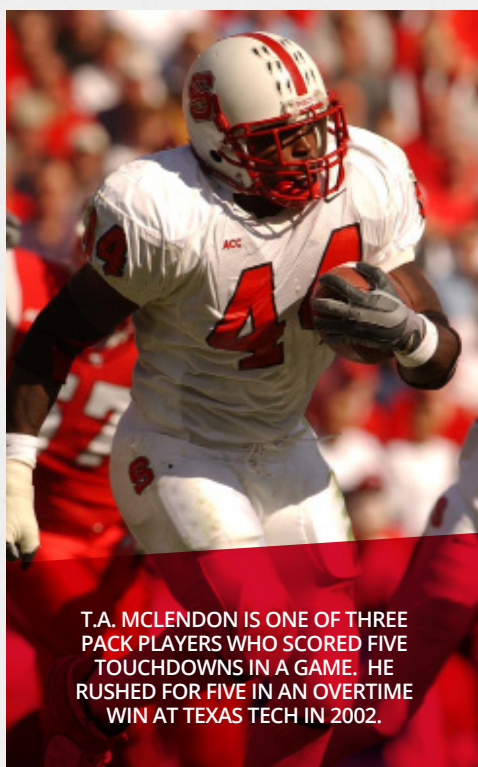
Rk.	Name, Year	TD
1.	T.A. McLendon, Texas Tech, 2002	5
	Stan Fritts, Wake Forest, 1972	5
3.	Ted Brown, Clemson, 1975	4
	Dick Christy, South Carolina, 1957	4
5.	22 times by 16 players	3

## SEASON

Rk.	Name, Year	TD
1.	T.A. McLendon, 2002	18
2.	Stan Fritts, 1972	16
3.	Scott Smith, 1979	13
	Ted Brown, 1977	13
	Ted Brown, 1976	13
	Stan Fritts, 1973	13
7.	Ted Brown, 1975	12
	Stan Fritts, 1974	12
9.	Ted Brown, 1978	11
10.	Ray Robinson, 2001	10
	Ray Robinson, 1998	10
	Tremayne Stephens, 1997	10

TED BROWN RUSHED FOR 4,602 CAREER YARDS, A MARK THAT STILL STANDS AS AN ACC RECORD FOUR DECADES LATER.





**T.A. MCLENDON IS ONE OF THREE PACK PLAYERS WHO SCORED FIVE TOUCHDOWNS IN A GAME. HE RUSHED FOR FIVE IN AN OVERTIME WIN AT TEXAS TECH IN 2002.**

13.	T.A. McLendon, 2003	9
	Gary Downs, 1993	9
	Bobby Crumpler, 1986	9

#### CAREER

Rk.	Name, Years	TD
1.	Ted Brown, 1975-78	49
2.	Stan Fritts, 1972-74	41
3.	T.A. McLendon, 2002-04	33
4.	Ray Robinson, 1998-01	30
5.	Tremayne Stephens, 1994-97	23
	Gary Downs, 1990-93	23
7.	Willie Burden, 1971-73	22
	Andre Brown, 2005-08	22
9.	Joe McIntosh, 1981-84	20
10.	Scott Smith, 1977-79	18
11.	Toney Baker, 2005-pres.	17
12.	Anthony Barbour, 1988-89, 91-92	16
	Bobby Crumpler, 1986-87	16
	Charlie Young, 1971-73	16
15.	Roman Gabriel, 1959-61	15

#### YARDS PER ATTEMPT

Rk.	Name, Game, Year	Att.	Yds.	Avg.
1.	Ted Brown, Syracuse, 1977	10	140	14.0
2.	Willie Burden, Georgia, 1973	13	160	12.3
3.	Stan Fritts, Nebraska, 1973	11	131	11.9
4.	Aubrey Shaw, W. Carolina, 1990	11	130	11.8
5.	Ray Robinson, Duke, 2001	9	104	11.6
6.	T.A. McLendon, Tex Tch, 2003	10	115	11.5
7.	Dick Christy, Maryland, 1952	14	152	10.86
8.	Bobby Hall, Clemson, 1968	10	108	10.80
9.	Willie Burden, Wake Forest, 1973	18	188	10.4
10.	Dick Christy, Virginia Tech, 1955	12	124	10.3
11.	Dave Buckley, Syracuse, 1972	11	110	10.0

#### 100 YARD RUSHER/RECEIVER IN SAME GAME

Year	Opponent	Res, Score	Site	Rusher	Receiver
1971	Virginia	L, 10-14	H	Willie Burden, 31-108	Mike Stultz, 155
1993	Texas Tech	W, 34-29	A	Gary Downs, 22-146	Eddie Goines, 9-123
1994	Virginia	W, 30-27	A	Tremayne Stephens, 18-133	Adrian Hill, 6-187
1994	Duke	W, 24-23	H	Rod Brown, 17-117	Adrian Hill, 3-114
1995	Florida State	L, 17-77	A	Tremayne Stephens, 20-114	Jimmy Grissett, 2-104
1997	Florida State	L, 35-48	A	Tremayne Stephens, 19-100	Torry Holt, 12-168
1997	Maryland	W, 45-28	H	Tremayne Stephens, 15-142	Torry Holt, 6-105
1997	Clemson	L, 17-19	H	Tremayne Stephens, 18-105	Torry Holt, 4-103
1998	Virginia	L, 13-23	A	Ray Robinson, 27-202	Chris Coleman, 9-158
1998	Wake Forest	W, 38-27	H	Ray Robinson, 23-164	Torry Holt, 15-179
1999	Duke	W, 31-24	A	Rahshon Spikes, 26-141	Koren Robinson, 10-129
	Maryland	W, 30-17	H	Ray Robinson, 30-153	Koren Robinson, 7-119
2000	Arkansas St.	W, 38-31	H	Ray Robinson, 27-139	Koren Robinson, 7-115;
					Eric Leak, 9-100
	Maryland	L, 28-35	A	Ray Robinson, 40-178	Koren Robinson, 8-104
2002	Texas Tech	W, 51-48	A	T.A. McLendon, 32-150	Jerricho Cotchery, 5-145
2003	Virginia	W, 51-37	H	T.A. McLendon, 18-112	Jerricho Cotchery, 7-111
					T.A. McLendon, 11-104
2004	Miami	L, 31-45	H	T.A. McLendon, 22-145	Richard Washington, 6-111
2007	Virginia	W, 29-24	H	Jamelle Eugene, 23-112	Donald Bowens, 11-202
2009	Florida State	L, 42-45	A	Toney Baker, 19-112	Owen Spencer, 5-165
2012	The Citadel	W, 52-14	H	Shadrach Thornton, 21-145	Quintin Payton, 5-100
	Clemson	L, 48-62	A	Shadrach Thornton, 21-114	Tobais Palmer, 7-219

12.	Dick Christy, Furman, 1955	13	126	9.7
13.	Ron Skosnik, S. Carolina, 1964	11	106	9.6
14.	Anthony Barbour, S. Car. 1991	14	133	9.5
15.	Tremayne Stephens, Md, 1997	15	142	9.47

#### SEASON

Rk.	Name, Year	Att.	Yds.	Avg.
1.	Dick Christy, 1955	85	602	7.1
2.	Willie Burden, 1973	150	1,014	6.8
3.	Ted Brown, 1975	142	913	6.4
4.	Tremayne Stephens, 1994	125	791	6.3
5.	Anthony Barbour, 1991	124	769	6.2
6.	Anthony Barbour, 1992	199	1,204	6.1
7.	Ted Brown, 1977	218	1,251	5.7
8.	Tremayne Stephens, 1997	204	1,142	5.6
9.	Ted Brown, 1976	198	1,088	5.5
10.	Joe McIntosh, 1981	217	1,190	5.4
11.	Ray Robinson, 1998	154	822	5.3
	Andre Brown, 2006	124	658	5.3
13.	Joe McIntosh, 1983	217	1,081	5.0
14.	Billy Ray Vickers, 1977	148	726	4.9
15.	Stan Fritts, 1972	145	703	4.85

#### CAREER


Rk.	Name, Years	Att.	Yds.	Avg.
1.	Roland Hooks, 1972-74	251	1,368	5.45
2.	Anthony Barbour, 1988-90, 91-92	474	2,575	5.43
3.	Ted Brown, 1975-78	860	4,602	5.35
4.	Charley Young, 1971-73	317	1,657	5.227
5.	Tremayne Stephens, 1994-97	680	3,553	5.225
6.	Dick Christy, 1955-57	348	1,817	5.221
7.	Willie Burden, 1971-73	491	2,529	5.15
8.	Joe McIntosh, 1981-84	729	3,642	5.00
9.	Andre Brown, 2005-08	523	2,539	4.85
10.	Stan Fritts, 1972-74	534	2,542	4.76
11.	Rod Brown, 1993-96	300	1,423	4.74
12.	Dick Hunter, 1955-57	254	1,183	4.66
13.	T.A. McLendon, 2002-04	542	2,479	4.57

#### CAREER 100-YARD RUSHING GAMES

Ted Brown	27	Shelby Mansfield	2
Joe McIntosh	20	Mike Miller	2
Tremayne Stephens	19	Ed Mooney	2
Willie Burden	12	Dwight Sullivan	2
Ray Robinson	10	George Allen	1
T.A. McLendon	10	Tony Barchuk	1
Stan Fritts	9	Dave Buckley	1
Charlie Bowers	7	Mike Clark	1
Dick Christy	6	Tony Creecy	1
Andre Brown	6	Mal Crite	1
Billy Ray Vickers	5	Bobby Crumpler	1
Anthony Barbour	4	Roland Eveland	1
Don DeArment	4	Brian Fitzgerald	1
Shadrach Thornton	4	Bobby Hall	1
Charley Young	4	Roland Hooks	1
James Washington	3	Larmont Lawson	1
Gary Downs	3	George Marinkov	1
Johnny Evans	3	Leon Mason	1
Vince Evans	3	Wayne McLean	1
Rahshon Spikes	3	Jim O'Rourke	1
Alex Webster	3	Ted Potts	1
Jamelle Eugene	3	Charlie Richkus	1
Toney Baker	2	Aubrey Shaw	1
Rod Brown	2	Ron Skosnik	1
Joe Greene	2	Mike Stultz	1
Tyrone Jackson	2	Curtis Underwood	1
Don Langston	2		

## 100-YARD RUSHING GAMES

Year	Yds	Name (Att.)	Opponent							
				121	Ted Brown (17)	Indiana	133	Anthony Barbour (14)	S. Carolina	
1946	111	George Allen (18)	VMI	106	Ted Brown (18)	N. Carolina	1992	189	Anthony Barbour (25)	Texas Tech
1947	128	Charlie Richkus (18)	Clemson	100	Johnny Evans (23)	Wake Forest	1993	146	Gary Downs (22)	Texas Tech
1948	106	Roland Eveland (2)	Davidson	170	Ted Brown (22)	Mich. St.	102	Gary Downs (13)	Michigan	
1949	184	Ed Mooney (21)	Richmond	159	Ted Brown (23)	Furman	1994	189	Trem. Stephens (20)	Wake Forest
1950	120	Ed Mooney (34)	Davidson	147	Ted Brown (24)	Clemson	133	Trem. Stephens (18)	Virginia	
1951	155	Alex Webster (22)	Davidson	141	Ted Brown (23)	Indiana	131	Trem. Stephens (24)	Maryland	
	152	Alex Webster (30)	Va Tech	126	Johnny Evans (15)	Clemson	125	Rod Brown (15)	Maryland	
	118	Jim O'Rourke (23)	Davidson	125	Ted Brown (21)	N. Carolina	121	Trem. Stephens (17)	Fla. St.	
	111	Ted Potts (27)	W&M	113	Johnny Evans (22)	Maryland	117	Rod Brown (17)	Duke	
1952	138	Alex Webster (21)	W & Lee	251	Ted Brown (37)	Penn State	114	Brian Fitzgerald (18)	W. Carolina	
	121	Don Langston (16)	Geo. Wash.	140	Ted Brown (10)	Syracuse	1995	121	Trem. Stephens (15)	Duke
	118	Don Langston (20)	W & Lee	137	Ted Brown (27)	Duke	114	Trem. Stephens (20)	Florida State	
1955	126	Dick Christy (13)	Furman	122	Ted Brown (21)	Clemson	105	Trem. Stephens (21)	Miss. State	
	124	Dick Christy (12)	Va. Tech	114	Ted Brown (25)	Iowa State	103	Trem. Stephens (27)	Virginia	
	123	George Marinkov (6)	W & M	112	Ted Brown (22)	S. Carolina	1996	153	Trem. Stephens (22)	Wake Forest
	103	Dick Christy (12)	Boston	110	Ted Brown (23)	Maryland	108	Trem. Stephens (23)	Duke	
1957	152	Dick Christy (14)	Maryland	108	Ted Brown (16)	Wake Forest	106	Trem. Stephens (15)	N. Carolina	
	101	Dick Christy (11)	W & M	108	Billy Ray Vickers (16)	Syracuse	105	Trem. Stephens (22)	Alabama	
	100	Dick Christy (20)	W. Forest	106	Billy Ray Vickers (17)	Auburn	1997	170	Trem. Stephens (26)	East Carolina
1963	133	Mike Clark (12)	W. Forest	102	Ted Brown (22)	E. Carolina	142	Trem. Stephens (15)	Maryland	
1964	106	Ron Skosnik (11)	S. Carolina	102	Billy Ray Vickers (13)	Virginia	111	Trem. Stephens (25)	Virginia	
1965	122	Shelby Mansfield (29)	Virginia	1978	198	Ted Brown (33)	105	Trem. Stephens (13)	Georgia Tech	
	118	Shelby Mansfield (29)	Iowa	189	Ted Brown (36)	N. Carolina	105	Trem. Stephens (18)	Clemson	
1966	149	Don DeArment (25)	N. Carolina	158	Ted Brown (33)	W. Virginia	100	Trem. Stephens (19)	Florida State	
	106	Don DeArment (21)	Duke	136	Ted Brown (31)	Wake Forest	1998	202	Ray Robinson (27)	Virginia
	105	Don DeArment (21)	Clemson	131	Ted Brown (32)	Virginia	176	Rahshon Spikes (24)	Miami	
	103	Don DeArment (18)	Wake Forest	124	Ted Brown (23)	E. Carolina	164	Ray Robinson (23)	Wake Forest	
1967	101	Tony Barchuk (18)	Wake Forest	120	Ted Brown (28)	Pittsburgh	111	Ray Robinson (15)	Maryland	
1968	128	Charlie Bowers (27)	S. Carolina	1979	101	Billy Ray Vickers (14)	1999	153	Ray Robinson (30)	Maryland
	113	Charlie Bowers (28)	Maryland	157	Billy Ray Vickers (30)	Virginia	141	Rahshon Spikes (26)	Duke	
	108	Bobby Hall (10)	Clemson	131	Dwight Sullivan (15)	E. Carolina	104	Rahshon Spikes (23)	Clemson	
	106	Charlie Bowers (20)	Virginia	119	Dwight Sullivan (16)	Duke	2000	178	Ray Robinson (40)	Maryland
1969	127	Charlie Bowers (28)	S. Carolina	1980	176	Wayne McLean (30)	139	Ray Robinson (27)	Arkansas St.	
	116	Leon Mason (13)	Maryland	1981	220	Joe McIntosh (25)	110	Ray Robinson (23)	N. Carolina	
	113	Charlie Bowers (17)	Houston	167	Joe McIntosh (24)	E. Carolina	2001	106	Ray Robinson (21)	Florida State
	107	Charlie Bowers (25)	Duke,	137	Joe McIntosh (32)	Penn State	105	Ray Robinson (26)	Virginia	
	102	Charlie Bowers (29)	N. Carolina	131	Joe McIntosh (19)	Richmond	104	Ray Robinson (9)	Duke	
1971	198	Willie Burden (34)	Kent State	127	Joe McIntosh (23)	Maryland	2002	178	T.A. McLendon (28)	Clemson
	145	Willie Burden (17)	Clemson	124	Joe McIntosh (20)	S. Carolina	164	T.A. McLendon (22)	North Carolina	
	124	Willie Burden (29)	Wake Forest	112	Larmont Lawson (24)	Virginia	150	T.A. McLendon (32)	Texas Tech	
	108	Willie Burden (31)	Virginia	106	Joe McIntosh (22)	N. Carolina	117	T.A. McLendon (21)	Massachusetts	
	100	Mike Stultz (16)	Clemson	1982	158	Mike Miller (23)	114	T.A. McLendon (27)	Florida State	
1972	133	Stan Fritts (24)	Duke	133	Joe McIntosh (27)	Duke	2003	115	T.A. McLendon (10)	Texas Tech
	130	Stan Fritts	S. Carolina	130	Joe McIntosh (24)	Furman	112	T.A. McLendon (18)	Virginia	
	116	Willie Burden (20)	W. Virginia	118	Joe McIntosh (34)	E. Carolina	2004	145	T.A. McLendon (22)	Miami
	110	Dave Buckey (11)	Syracuse	113	Joe McIntosh (20)	Clemson	139	T.A. McLendon (30)	Wake Forest	
	107	Willie Burden (13)	Maryland	100	Mike Miller (14)	Duke	117	T.A. McLendon (19)	North Carolina	
	106	Charley Young (16)	Clemson	1983	160	Joe McIntosh (21)	2005	248	Andre Brown (32)	S. Mississippi
1973	188	Willie Burden (18)	Wake Forest	149	Joe McIntosh (25)	App. St.	179	Andre Brown (26)	Florida State	
	160	Willie Burden (13)	Georgia	146	Joe McIntosh (27)	Duke	2006	174	Toney Baker (34)	Clemson
	135	Charley Young (15)	Clemson	124	Joe McIntosh (19)	Clemson	125	Andre Brown (15)	App. State	
	134	Charley Young (18)	Penn State	118	Joe McIntosh (27)	Wake Forest	113	Andre Brown (18)	Florida State	
	131	Stan Fritts (11)	Nebraska	110	Joe McIntosh (15)	The Citadel	2007	133	Andre Brown (21)	Wofford
	122	Willie Burden (18)	S. Carolina	1984	201	Vince Evans (27)	101	Jamelle Eugene (14)	Florida State	
	119	Willie Burden (21)	Clemson	158	Vince Evans (30)	S. Carolina	112	Jamelle Eugene (23)	Virginia	
	107	Charley Young (19)	S. Carolina	138	Joe McIntosh (27)	Ga. Tech	149	Jamelle Eugene (32)	North Carolina	
	101	Willie Burden (13)	Virginia	131	Joe McIntosh (26)	N. Carolina	2008	101	Andre Brown (21)	South Carolina
1974	165	Stan Fritts (28)	S. Carolina	122	Joe Greene (14)	Ohio	2009	112	Toney Baker (19)	Florida State
	164	Stan Fritts (26)	Clemson	119	Joe Greene (19)	E. Carolina	2010	NONE		
	120	Roland Hooks (14)	Clemson	107	Joe McIntosh (15)	Ohio	2011	131	James Washington (20)	Georgia Tech
	114	Stan Fritts (26)	E. Carolina	1985	133	Vince Evans (19)	114	Curtis Underwood (14)	Liberty	
	112	Stan Fritts (26)	Penn State	1986	107	Bobby Crumpler (19)	110	James Washington (27)	North Carolina	
	111	Stan Fritts (21)	Virginia	1988	136	Tyrone Jackson (21)	109	James Washington (25)	C. Michigan	
	102	Stan Fritts (21)	Arizona St.	1989	129	Tyrone Jackson (24)	2012	145	Shadrach Thornton (21)	Citadel
1975	227	Ted Brown (24)	Clemson	1990	130	Aubrey Shaw (11)	120	Tony Creecy (19)	Miami	
	164	Ted Brown (23)	S. Carolina	113	Gary Downs (23)	S. Carolina	114	Shadrach Thornton (21)	Clemson	
	159	Ted Brown (21)	W. Virginia	1991	171	Anthony Barbour (24)	110	Shadrach Thornton (27)	W. Forest	
	148	Ted Brown (31)	Penn State	135	Anthony Barbour (18)	Kent State	105	Shadrach Thornton (28)	Boston College	



**PHILIP RIVERS SET THE SCHOOL AND ACC RECORDS FOR CAREER PASSING YARDS WITH 13,484.**

## PASSING YARDS

### GAME

Rk.	Name, Game, Year	Cmp.	Att.	Yds
1.	Shane Montgomery, Duke, 1989	37	73	535
2.	Mike Glennon, Clemson, 2012	29	53	493
3.	Philip Rivers, Kansas, 2003	37	45	475
4.	Jamie Barnette, Baylor, 1998	24	55	469
5.	Shane Montgomery, Duke, 1987	29	46	468
6.	Mike Glennon, N. Carolina, 2012	29	52	467
7.	Mike Glennon, Miami, 2012	24	42	440
8.	Philip Rivers, W. Forest, 2003	38	49	433
9.	Philip Rivers, N. Carolina, 2003	23	30	423
10.	Philip Rivers, Fla. State, 2003	28	38	422
11.	Philip Rivers, Duke, 2000	32	50	413
12.	Philip Rivers, Virginia, 2003	29	34	410
13.	Shane Montgomery, UVa., 1987	30	54	402
14.	Philip Rivers, Indiana, 2000	31	52	401
15.	Philip Rivers, Ark. St., 2000	29	57	397
16.	Terry Harvey, Clemson, 1995	30	54	395
17.	Mike Glennon, Vanderbilt	35	53	383
18.	Jamie Barnette, Duke, 1998	18	34	379
19.	Jamie Barnette, Clemson, 1998	20	33	374
20.	Philip Rivers, Clemson, 2000	21	48	370
21.	Philip Rivers, Duke, 2003	23	31	369
22.	Russell Wilson, Georgia Tech, 2010	28	41	368
23.	Philip Rivers, Duke, 2002	26	37	364
24.	Russell Wilson, Va. Tech, 2010	21	49	362

### SEASON

Rk.	Name, Year	Cmp.	Att.	Yards.
1.	Philip Rivers, 2003	348	483	4,491

2.	Mike Glennon, 2012	330	564	4,031
3.	Russell Wilson, 2010	308	527	3,563
4.	Philip Rivers, 2002	262	418	3,353
5.	Jamie Barnette, 1998	193	377	3,169
6.	Philip Rivers, 2000	237	441	3,054
	Mike Glennon, 2011	283	453	3,054
8.	Russell Wilson, 2009	224	378	3,027
9.	Shane Montgomery, 1989	217	395	2,632
10.	Philip Rivers, 2001	240	368	2,586
11.	Erik Kramer, 1985	189	329	2,510
12.	Jamie Barnette, 1997	171	302	2,378
13.	Jamie Barnette, 1999	171	338	2,320
14.	Jay Davis, 2004	175	313	2,104
15.	Terry Harvey, 1995	155	279	2,099
16.	Tim Esposito, 1983	190	323	2,096
17.	Erik Kramer, 1986	145	277	2,092
18.	Daniel Evans, 2007	194	339	2,030
19.	Terry Jordan, 1992	164	256	1,963
20.	Russell Wilson, 2008	150	275	1,955

### CAREER

Rk.	Name, Year	Cmp.	Att.	Yards.
1.	Philip Rivers, 2000-03	1,087	1,710	13,484
2.	Jamie Barnette, 1996-99	637	1,243	9,461
3.	Russell Wilson, 2008-10	682	1,180	8,545
4.	Mike Glennon, 2009-12	646	1,069	7,411
5.	Terry Harvey, 1991, 93-95	442	785	5,925
6.	Shane Montgomery, 1987-89	421	746	5,298
7.	Erik Kramer, 1985-86	334	616	4,602
8.	Dave Buckey, 1972-75	303	524	4,286
9.	Daniel Evans, 2005-08	370	681	4,004
10.	Tim Esposito, 1983-84	333	585	3,847
11.	Terry Jordan, 1989-92	303	504	3,695
12.	Jay Davis, 2002-pres.	301	522	3,548

13.	Tol Avery, 1980-82	294	547	3,335
14.	Bruce Shaw, 1971-73	184	396	2,999
15.	Roman Gabriel, 1959-61	285	506	2,951
16.	Geoff Bender, 1991-94	218	427	2,713

## PASS COMPLETIONS

### GAME

Rk.	Name, Game, Year	Att.	Yards	Cmp
1.	Philip Rivers, W. Forest, 2003	49	433	38
	Russell Wilson, Boston Coll. 2010	51	328	38
3.	Philip Rivers, Kansas, 2003	45	475	37
	Shane Montgomery, Duke, 1989	73	535	37
5.	Mike Glennon, Md, 2011	55	306	36
	Philip Rivers, Ohio State, 2003	52	315	36
7.	Mike Glennon, Vanderbilt, 2012	53	383	35
8.	Philip Rivers, Duke, 2000	50	413	32
9.	Russell Wilson, Maryland, 2010	60	311	31
	Philip Rivers, Indiana, 2000	52	401	31
	Philip Rivers, Georgia Tech, 2003	46	344	31
	Tim Esposito, North Carolina, 1983	48	294	31
13.	Mike Glennon, Florida St., 2012	55	259	30
	Terry Harvey, Clemson, 1995	54	395	30
	Shane Montgomery, Clemson, 1989	56	297	30
	Shane Montgomery, Virginia, 1987	54	402	30
17.	Mike Glennon, Clemson, 2012	53	493	29
	Philip Rivers, Ark. St., 2000	57	397	29
	Philip Rivers, Virginia, 2003	34	410	29
	Shane Montgomery, Duke, 1987	46	468	29
	Daniel Evans, East Carolina, 2007	44	335	29
22.	Russell Wilson, W. Virginia, 2010	45	275	28
	Philip Rivers, Virginia, 2002	47	236	28
	Philip Rivers, Florida St. 2003	38	442	28



Erik Kramer, Maryland, 1985	43	324	28
Mike Glennon, BC, 2011	40	220	28

## SEASON

Rk.	Name, Year	Att.	Yards.	Cmp.
1.	Philip Rivers, 2003	483	4,491	348
2.	Mike Glennon, 2012	564	4,031	330
3.	Russell Wilson, 2010	527	3,563	308
4.	Mike Glennon, 2011	453	3,054	283
5.	Philip Rivers, 2002	418	3,353	262
6.	Philip Rivers, 2001	368	2,586	240
7.	Philip Rivers, 2000	441	3,054	237
8.	Russell Wilson, 2009	378	3,027	224
9.	Shane Montgomery, 1989	295	2,632	217
10.	Daniel Evans, 2007	339	2,030	194
11.	Jamie Barnette, 1998	377	3,169	193
12.	Tim Esposito, 1983	323	2,096	190
13.	Erik Kramer, 1985	339	2,510	189
14.	Jay Davis, 2004	313	2,104	175
15.	Jamie Barnette, 1997	302	2,378	171
	Jamie Barnette, 1999	338	2,320	171
17.	Terry Jordan, 1992	256	1,963	164
18.	Daniel Evans, 2006	307	1,843	163
19.	Terry Harvey, 1995	279	2,099	155
20.	Russell Wilson, 2008	275	1,955	150

## CAREER

Rk.	Name, Years	Att.	Yards	Cmp.
1.	Philip Rivers, 2000-2003	1,710	13,484	1,087
2.	Russell Wilson, 2008-10	1,180	8,545	682
3.	Mike Glennon, 2009-12	1,069	7,411	646
4.	Jamie Barnette, 1996-99	1,243	9,461	637
5.	Terry Harvey, 1991, 93-95	785	5,925	442
6.	Shane Montgomery, 1987-89	746	5,298	421
7.	Daniel Evans, 2005-08	681	4,004	370
8.	Erik Kramer, 1985-86	616	4,682	334
9.	Tim Esposito, 1983-84	585	3,847	333
10.	Terry Jordan, 1989-92	504	3,695	303
	Dave Buckley, 1972-75	524	4,286	303
12.	Jay Davis, 2002-05	522	3,548	301
	13. Tol Avery, 1980-82	547	3,335	294
14.	Roman Gabriel, 1959-61	506	2,951	285
15.	Geoff Bender, 1991-94	427	2,713	218
16.	Bruce Shaw, 1971-73	396	2,999	184

## PASS ATTEMPTS

## GAME

Rk.	Name, Game, Year	Cmp.	Yards	Att.
1.	Shane Montgomery, Duke, 1989	37	535	73
2.	Russell Wilson, Maryland, 2010	28	275	60
3.	Philip Rivers, Arkansas St., 2000	29	397	57
4.	Shane Montgomery, Clemson, 1989	30	297	56
	Daniel Evans, W. Forest, 2007	24	286	56
6.	Mike Glennon, Florida St., 2012	30	259	55
	Jamie Barnette, Baylor, 1998	24	469	55
	Mike Glennon, Md, 2011	36	306	55
9.	Terry Harvey, Clemson, 1995	30	395	54
	Shane Montgomery, UVA., 1987	30	402	54
11.	Mike Glennon, Clemson, 2012	29	493	53
	Mike Glennon, Vanderbilt, 2012	35	383	53
13.	Mike Glennon, N. Carolina, 2012	29	467	52
	Russell Wilson, ECU, 2010	26	322	52
	Philip Rivers, Indiana, 2000	31	401	52
	Philip Rivers, Ohio State, 2003	36	315	52
17.	Russell Wilson, Boston Coll., 2010	38	328	51
18.	Philip Rivers, Duke, 2000	32	413	50
	Harrison Beck, Boston Col., 2007	26	321	50
20.	Russell Wilson, Va. Tech, 2010	21	362	49
	Philip Rivers, W. Forest, 2003	38	433	49
22.	Philip Rivers, Clemson, 2000	21	370	48
	Tim Esposito, N. Carolina, 1983	31	294	48

24. Philip Rivers, Virginia, 2002	28	236	47
Mike Glennon, Maryland, 2012	23	307	47

## SEASON

Rk.	Name, Year	Comp.	Yards	Att.
1.	Mike Glennon, 2012	330	4,031	564
2.	Russell Wilson, 2010	308	3,563	527
3.	Philip Rivers, 2003	348	4,491	483
4.	Mike Glennon, 2011	283	3,054	453
5.	Philip Rivers, 2000	237	3,054	441
6.	Philip Rivers, 2002	262	3,353	418
7.	Shane Montgomery, 1989	217	2,632	395
8.	Russell Wilson, 2009	224	3,027	378
9.	Jamie Barnette, 1998	193	3,169	377
10.	Philip Rivers, 2001	240	2,586	368
11.	Erik Kramer, 1985	189	2,510	339
	Daniel Evans, 2007	194	2,030	339
13.	Jamie Barnette, 1999	171	2,320	338
14.	Tim Esposito, 1983	190	2,096	323
15.	Jay Davis, 2004	175	2,104	313
16.	Daniel Evans, 2006	163	1,843	307
17.	Jamie Barnette, 1997	171	2,378	302
18.	Terry Harvey, 1995	155	2,099	279
19.	Erik Kramer, 1986	145	2,092	277
20.	Russell Wilson, 2008	150	1,955	275

## CAREER

Rk.	Name, Years	Comp.	Yards	Att.
1.	Philip Rivers, 2000-2003	1,087	13,484	1,710
2.	Jamie Barnette, 1996-99	637	9,461	1,243
3.	Russell Wilson, 2008-10	682	8,545	1,180
4.	Mike Glennon, 2009-12	646	7,411	1,069
5.	Terry Harvey, 1991, 93-95	442	5,925	785
6.	Shane Montgomery, 1987-89	421	5,298	746
7.	Daniel Evans, 2005-pres.	370	4,004	681
8.	Erik Kramer, 1985-86	334	4,602	616
9.	Tim Esposito, 1983-84	333	3,847	585
10.	Tol Avery, 1980-82	294	3,355	547
11.	Dave Buckley, 1972-75	303	4,286	524
12.	Jay Davis, 2002-05	301	3,548	522
13.	Roman Gabriel, 1959-61	285	2,951	506
14.	Terry Jordan, 1989-92	303	3,695	504
15.	Geoff Bender, 1991-94	278	2,713	427
16.	Johnny Evans, 1974-77	183	2,509	397

## TOUCHDOWNS

## GAME

Rk.	Name, Game, Year	TD
1.	Mike Glennon, North Carolina, 2012	5
	Mike Glennon, Clemson, 2012	5
	Russell Wilson, Florida State, 2009	5
	Philip Rivers, Kansas, 2003	5
	Philip Rivers, Indiana, 2000	5
	Philip Rivers, Navy, 2002	5
	Terry Harvey, Wake Forest, 1995	5
	Mike Glennon, Maryland, 2011	5
9.	Mike Glennon, Miami, 2012	4
	Mike Glennon, South Alabama, 2011	4
	Russell Wilson, Western Carolina, 2010	4
	Russell Wilson, Murray State, 2009	4
	Russell Wilson, Gardner Webb, 2009	4
	Russell Wilson, Pittsburgh, 2009	4
	Russell Wilson, UNC, 2009	4
	Jay Davis, Miami, 2004	4
	Philip Rivers, Ohio State, 2003	4
	Philip Rivers, Virginia, 2003	4
	Philip Rivers, Florida State, 2003	4
	Philip Rivers, Massachusetts, 2002	4
	Philip Rivers, Duke, 2001	4
	Philip Rivers, Clemson, 2001	4
	Jamie Barnette, Clemson, 1999	4
	Jamie Barnette, Clemson, 1998	4

Jamie Barnette, Florida State, 1997	4
Jamie Barnette, Maryland, 1997	4
Terry Harvey, Texas Tech, 1993	4

## SEASON

Rk.	Name, Year	TD
1.	Philip Rivers, 2003	34
2.	Russell Wilson, 2009	31
	Mike Glennon, 2011	31
	Mike Glennon, 2012	31
5.	Russell Wilson, 2010	28
6.	Philip Rivers, 2000	25
7.	Philip Rivers, 2002	20
8.	Jamie Barnette, 1997	19
9.	Jamie Barnette, 1998	18
10.	Russell Wilson, 2008	17
11.	Philip Rivers, 2001	16
	Terry Harvey, 1995	16
	Shane Montgomery, 1989	16
	Erik Kramer, 1985	16
15.	Terry Harvey, 1993	14
	Erik Kramer, 1986	14
17.	Jamie Barnette, 1999	13
18.	Jay Davis, 2004	12

## CAREER

Rk.	Name, Years	TD
1.	Philip Rivers, 2000-03	95
2.	Russell Wilson, 2008-10	76
3.	Mike Glennon, 2009-12	63
4.	Jamie Barnette, 1996-99	59
5.	Terry Harvey, 1991, 93-95	38
6.	Shane Montgomery, 1987-89	31
7.	Erik Kramer, 1985-86	30
8.	Dave Buckley, 1972-75	22
9.	Geoff Bender, 1991-94	19
	Terry Jordan, 1989-92	19
	Roman Gabriel, 1959-61	19
	Jay Davis, 2002-05	19
13.	Tim Esposito, 1983-84	18
	Daniel Evans, 2005-08	18
15.	Tol Avery, 1980-82	17
16.	Bruce Shaw, 1971-73	16

## YARDS PER COMPLETION

## GAME

Rk.	Name, Game, Year	Yards	Cmp.	Avg.
1.	Philip Rivers, Navy, 2002	309	10	30.90
2.	Jamie Barnette, Virginia, 1999	263	11	23.91
3.	Jamie Barnette, Duke, 1998	379	18	21.05
4.	Russell Wilson, Miami, 2008	220	11	20.00
5.	Jamie Barnette, Baylor, 1998	469	24	19.54
6.	Jamie Barnette, Clemson, 1998	374	20	18.70
7.	Philip Rivers, N. Mexico, 2002	276	15	18.40
8.	Philip Rivers, N. Carolina, 2003	423	23	18.39
9.	Mike Glennon, Miami, 2012	440	24	18.33
10.	Philip Rivers, Clemson, 2000	370	21	17.62
11.	Russell Wilson, Fla. St., 2009	349	20	17.45
12.	Russell Wilson, Va. Tech, 2010	362	21	17.24
13.	Philip Rivers, SMU, 2000	262	16	16.93
14.	Philip Rivers, Maryland, 2003	276	16	17.25
15.	Terry Harvey, Wake Forest, 1995	326	19	17.16
16.	Mike Glennon, Clemson	493	29	17.00
17.	Jamie Barnette, Fla. St., 1998	287	17	16.88
18.	Russell Wilson, Duke, 2008	218	13	16.77
19.	Erik Kramer, Maryland, 1986	297	18	16.50
20.	Erik Kramer, UNC, 1986	279	17	16.41
	Russell Wilson, UNC, 2008	279	17	16.41



## SEASON

Rk.	Name, Year	Yards	Comp.	Avg.
1.	Bruce Shaw, 1972	1,708	91	18.77
2.	Jamie Barnette, 1998	3,169	193	16.42
3.	Jamie Barnette, 1996	1,594	102	15.63
4.	Dave Buckey, 1973	762	49	15.55
5.	Scott Smith, 1978	741	50	14.82
6.	Johnny Evans, 1977	1,357	93	14.59
7.	Scott Smith, 1979	1,093	75	14.57
8.	Dave Buckey, 1974	1,481	105	14.10
9.	Terry Harvey, 1993	1,837	131	14.02
10.	Jamie Barnette, 1997	2,378	171	13.91
11.	Jose Laureano, 1996	750	55	13.63
12.	Jamie Barnette, 1999	2,320	171	13.57
13.	Terry Harvey, 1995	2,099	155	13.54
14.	Russell Wilson, 2009	3,027	224	13.51
15.	Dave Buckey, 1975	1,511	113	13.37

## CAREER

Rk.	Name, Years	Yards	Comp.	Avg.
1.	Bruce Shaw, 1971-73	2,999	184	16.30
2.	Alex Webster, 1950-52	636	41	15.51
3.	Scott Smith, 1977-79	1,884	126	14.95
4.	Jamie Barnette, 1996	9,461	637	14.85
5.	Carl Wyles, 1952-53	365	25	14.60
6.	Dave Buckey, 1972-75	4,286	303	14.15
7.	Dennis Britt, 1967-71	575	41	14.02
8.	Erik Kramer, 1985-86	4,602	334	13.78
9.	Johnny Evans, 1974-77	2,509	183	13.71
10.	Eddie West, 1952-55	1,845	135	13.67
11.	Terry Harvey, 1991, 93-95	5,925	442	13.41

## YARDS PER ATTEMPT

## GAME

Rk.	Name, Game, Year	Yards	Att.	Avg.
1.	Philip Rivers, Navy, 2002	309	15	20.60
2.	Philip Rivers, North Carolina, 2003	423	30	14.10
3.	Philip Rivers, ETSU, 2002	145	12	12.08
4.	Philip Rivers, Virginia, 2003	310	34	12.06
5.	Philip Rivers, Duke, 2003	31	369	11.90
6.	Philip Rivers, Texas Tech, 2003	257	22	11.68
7.	Jamie Barnette, Clemson, 1998	374	33	11.33
8.	Philip Rivers, SMU, 2000	271	24	11.29
9.	Jamie Barnette, Duke, 1998	379	34	11.15
10.	Philip Rivers, Florida State, 2003	422	38	11.10
11.	Russ. Wilson, Murr. St., 2009	228	15	10.85
12.	Philip Rivers, WCU, 2003	320	30	10.67
13.	Philip Rivers, Kansas, 2003	475	45	10.56
14.	Mike Glennon, Miami, 2012	330	42	10.48
15.	Philip Rivers, N. Mex., 2002	276	27	10.22
16.	Dave Buckey, Virginia, 1974	306	30	10.20

## SEASON

Rk.	Name, Year	Yards	Att.	Avg.
1.	Bruce Shaw, 1972	1,705	175	9.76
2.	Philip Rivers, 2003	4,491	483	9.30
3.	Dave Buckey, 1974	1,481	162	9.14
4.	Jamie Barnette, 1998	3,169	377	8.41
5.	Philip Rivers, 2002	3,353	418	8.02
6.	Russell Wilson, 2009	3,027	378	8.01
7.	Scott Smith, 1979	1,093	138	7.92
8.	Jamie Barnette, 1997	2,378	302	7.87
9.	Terry Harvey, 1993	1,837	235	7.82
10.	Shane Montgomery, 1988	1,522	198	7.69
11.	Terry Jordan, 1992	1,963	256	7.66
12.	Erik Kramer, 1986	2,092	277	7.55
13.	Dave Buckey, 1973	762	101	7.54
14.	Terry Harvey, 1995	2,099	279	7.52
15.	Dave Buckey, 1975	1,511	201	7.52

## CAREER

Rk.	Name, Year	Yards	Att.	Avg.
1.	Dave Buckey, 1972-75	4,286	524	8.18
2.	Philip Rivers, 2000-03	13,484	1710	7.88
3.	Scott Smith, 1977-79	1,884	241	7.82
4.	Jamie Barnette, 1996-99	9,461	1,243	7.61
5.	Bruce Shaw, 1971-73	2,999	396	7.57
6.	Terry Harvey, 1991, 93-95	5,925	785	7.55
7.	Erik Kramer, 1985-86	4,602	616	7.47
8.	Terry Jordan, 1989-92	3,695	504	7.33
9.	Russ. Wilson, 2008-10	8,545	1,180	7.24
10.	Shane Montgomery, 1987-89	5,298	746	7.10
11.	Jose Laureano, 1995-96	1,105	160	6.91
12.	Mike Glennon, 2009-12	7,411	1,069	6.9
13.	Tim Esposito, 1983-84	3,847	585	6.58
14.	Geoff Bender, 1991-94	2,713	427	6.35
14.	Johnny Evans, 1974-77	2,509	397	6.32
15.	Ron Skosnik, 1963-64	630	100	6.30


## COMPLETION PERCENTAGE

## SEASON

Rk.	Name, Year	Comp.	Att.	Pct.
1.	Philip Rivers, 2003	348	483	.721
2.	Philip Rivers, 2001	240	368	.652
3.	Dave Buckey, 1974	105	162	.648
4.	Terry Jordan, 1992	164	256	.641
5.	Philip Rivers, 2002	262	418	.627
6.	Mike Glennon, 2011	283	453	.625
7.	Shane Montgomery, 1988	123	198	.621
8.	Roman Gabriel, 1959	81	134	.605
9.	Dave Buckey, 1972	36	60	.600
10.	Jay Davis, 2005	108	180	.600
11.	Russell Wilson, 2009	224	378	.592
12.	Tim Esposito, 1963	190	323	.588
13.	Mike Glennon, 2012	330	564	.585
14.	Russell Wilson, 2010	308	527	.584
15.	Terry Harvey, 1994	116	199	.583
16.	Daniel Evans, 2007	194	339	.572
17.	Jamie Barnette, 1997	171	302	.566
18.	Roman Gabriel, 1960	105	186	.565

## CAREER

Rk.	Name, Years	Comp.	Att.	Pct.
1.	Philip Rivers, 2000-03	1,087	1,710	.636
2.	Mike Glennon, 2009-12	646	1,069	.604
3.	Terry Jordan, 1989-92	303	504	.601
4.	Russell Wilson, 2008-10	682	1,180	.578
5.	Dave Buckey, 1972-75	303	524	.578
6.	Jay Davis, 2002-05	301	522	.577
7.	Tim Esposito, 1983-84	333	585	.569
8.	Shane Montgomery, 1987-89	421	746	.565
9.	Roman Gabriel, 1959-61	285	506	.563
10.	Terry Harvey, 1991, 93-95	442	785	.563
11.	Daniel Evans, 2005-08	370	681	.543
12.	Erik Kramer, 1985-86	334	616	.542
13.	Tol Avery, 1980-82	294	547	.537
14.	Scott Smith, 1977-79	126	241	.523
15.	Jose Laureano, 1995-96	83	160	.519
16.	Jamie Barnette, 1996-99	637	1,243	.512



MIKE GLENNON IS THE ONLY PLAYER IN SCHOOL HISTORY TO PASS FOR 30+ TOUCHDOWNS IN MULTIPLE SEASONS.

## 300-YARD GAMES

## SEASON

Rk.	Name, Year	Games
1.	Philip Rivers, 2003	9
2.	Russell Wilson, 2010	8
3.	Philip Rivers, 2000	5
4.	Mike Glennon, 2012	5
5.	Jamie Barnette, 1998	4
6.	Russell Wilson, 2009	4
7.	Philip Rivers, 2002	3
8.	Mike Glennon, 2011	3
9.	Philip Rivers, 2001	2
10.	Terry Harvey, 1995	2
11.	Terry Harvey, 1993	2
12.	Erik Kramer, 1985	2
13.	Shane Montgomery, 1987	2
14.	Daniel Evans, 2007	2
15.	Jamie Barnette, 1999	1
16.	Terry Jordan, 1992	1
17.	Shane Montgomery, 1989	1
18.	Shane Montgomery, 1988	1
19.	Johnny Evans, 1977	1
20.	Dave Buckey, 1974	1

## CAREER

Rk.	Name, Years	Games
1.	Philip Rivers, 2000-03	19
2.	Russell Wilson, 2009-10	12
3.	Mike Glennon, 2009-12	8
4.	Jamie Barnette, 1996-99	5
5.	Terry Harvey, 1991, 93-95	4
6.	Shane Montgomery, 1987-89	4
7.	Erik Kramer, 1985-86	2
8.	Daniel Evans, 2005-pres.	2
9.	Terry Jordan, 1989-92	1
10.	Johnny Evans, 1974-77	1
11.	Dave Buckey, 1972-75	1

BOLD FACE indicates current player

## RECEPTIONS

## GAME

Rk.	Name, Game, Year	Yards	Rec.
1.	Torry Holt, Wake Forest, 1998	179	15
2.	Jerricho Cotchery, Kansas, 2003	171	13
3.	Torry Holt, Florida State, 1997	168	12
	Jerricho Cotchery, Maryland, 2002	144	12
5.	T.A. McLendon, Virginia, 2003	104	11
	Jerricho Cotchery, Maryland, 2001	123	11
	Torry Holt, Baylor, 1998	255	11
	Torry Holt, Clemson, 1998	225	11
	Donald Bowens, Virginia, 2007	202	11
10.	Tramain Hall, Florida State, 2003	126	10
	Jerricho Cotchery, Florida State, 2003	135	10
	Jerricho Cotchery, N. Dame, 2002	127	10
	Koren Robinson, East Carolina, 1999	121	10
	Koren Robinson, Duke, 1999	129	10
	Chris Coleman, North Carolina, 1999	111	10
	Chris Corders, Clemson, 1989	91	10
	Nasrallah Worthen, S. Carolina, 1988	141	10
	Steve Lester, Duke, 1971	112	10

## SEASON

Rk.	Name, Game, Year	Yards	Rec.
1.	Torry Holt, 1998	1,604	88
2.	Jerricho Cotchery, 2003	1,369	86
3.	Tramain Hall, 2003	799	69
4.	Jerricho Cotchery, 2002	1,192	67
5.	Koren Robinson, 2000	1,061	62
	Torry Holt, 1997	1,099	62
7.	Owen Spencer, 2010	912	60
8.	Nasrallah Worthen, 1988	856	55
9.	Tobais Palmer, 2012	781	54
10.	Jarvis Williams, 2010	713	52
	Ray Robinson, 2001	376	52
	Chris Coleman, 1998	876	52
13.	<b>Quintin Payton, 2012</b>	<b>798</b>	<b>51</b>
14.	Jarvis Williams, 2010	713	50
	Jimmy Grissett, 1996	751	50
16.	Mike Guffie, 1995	810	49
17.	Bryan Peterson, 2001	657	48
	Eddie Goines, 1993	928	48
	Koren Robinson, 1999	853	48

## CAREER

Rk.	Name, Game, Year	Yards	Rec.
1.	Jerricho Cotchery, 2000-03	3,119	200
2.	Torry Holt, 1995-98	3,379	191
3.	Eddie Goines, 1991-94	2,351	147
4.	Bryan Peterson, 1999-02	1,894	139
5.	Jarvis Williams, 2007-10	1,764	133
6.	Nasrallah Worthen, 1984-88	2,247	131
7.	Owen Spencer, 2007-10	2,441	126
	George Bryan, 2008-11	1,294	126
9.	Tramain Hall, 2002-05	1,466	125
10.	Chris Coleman, 1996-99	1,909	122
11.	Mike Quick, 1978-81	1,934	116
12.	Ray Robinson, 1998-01	865	113
13.	Haywood Jeffires, 1983-86	1,733	111
14.	Koren Robinson, 1999-00	1,914	110
15.	Jimmy Grissett, 1993-96	1,504	107
16.	Don Buckley, 1972-75	1,734	102
17.	T.J. Graham, 2008-11	1,453	99
18.	T.J. Williams, 2002-05	1,916	98
19.	Darrell Blackman, 2004-07	1,192	92
20.	Tobais Palmer, 2011-12	1,277	91

## RECEIVING YARDS

## GAME

Rk.	Name, Game, Year	Rec.	Yards
1.	Torry Holt, Baylor, 1998	11	255
2.	Torry Holt, Clemson, 1998	11	225
3.	Tobais Palmer, Clemson, 2012	7	219
4.	Jerricho Cotchery, N. Carolina, 2003	9	217
5.	Eddie Goines, Wake Forest, 1993	5	207
6.	Donald Bowens, Virginia, 2007	11	202
7.	Adrian Hill, Virginia, 1994	6	187
	Nasrallah Worthen, Maryland, 1986	9	187
9.	Torry Holt, North Carolina, 1998	9	180
10.	Torry Holt, Wake Forest, 1998	15	179
11.	T.J. Graham, Cincinnati, 2011	7	176
12.	Torry Holt, Duke, 1998	5	175
13.	Jerricho Cotchery, Duke, 2002	6	174
14.	Jerricho Cotchery, Duke, 2003	9	173
15.	Lee Jukes, Auburn, 1979	5	172
16.	Jerricho Cotchery, Kansas, 2003	13	171
17.	Koren Robinson, Ga Tech, 1999	5	168
	Torry Holt, Florida State, 1997	12	168

## SEASON

Rk.	Name, Year	Rec.	Yds.
1.	Torry Holt, 1998	88	1,604
2.	Jerricho Cotchery, 2003	86	1,369
3.	Jerricho Cotchery, 2002	67	1,192
4.	Torry Holt, 1997	62	1,099
5.	Koren Robinson, 2000	62	1,061
6.	Eddie Goines, 1993	48	928
7.	Owen Spencer, 2010	60	912
8.	Chris Coleman, 1998	52	876
9.	Nasrallah Worthen, 1988	55	856
10.	Koren Robinson, 1999	48	853
11.	Pat Kenney, 1972	38	832
12.	Mike Guffie, 1985	49	810
13.	Tramain Hall, 2003	69	799
14.	<b>Quintin Payton, 2012</b>	<b>51</b>	<b>798</b>
15.	Tobais Palmer, 2012	54	781
16.	Owen Spencer, 2009	30	765
17.	T.J. Graham, 2011	46	757
18.	Jimmy Grissett, 1996	50	751
19.	Mike Kavulic, 1989	46	745
20.	Jarvis Williams, 2010	52	713

## CAREER

Rk.	Name, Years	Rec.	Yards
1.	Torry Holt, 1995-98	191	3,379
2.	Jerricho Cotchery, 2000-03	200	3,119
3.	Owen Spencer, 2007-10	126	2,441
4.	Eddie Goines, 1991-94	147	2,351
5.	Nasrallah Worthen, 1984-88	131	2,247
6.	Mike Quick, 1978-81	116	1,934
7.	T.J. Williams, 2002-05	98	1,916
8.	Koren Robinson, 1999-00	110	1,914
9.	Chris Coleman, 1996-99	122	1,909
10.	Bryan Peterson, 1999-02	139	1,894
11.	Jarvis Williams, 2007-10	133	1,764
12.	Don Buckley, 1972-75	102	1,734
13.	Haywood Jeffires, 1983-86	111	1,733
14.	Jimmy Grissett, 1993-96	107	1,504
15.	Tramain Hall, 2003-05	125	1,466
16.	T.J. Graham, 2008-11	99	1,453
17.	Brian Clark, 2002-05	78	1,311



JERRICHO COTCHERY'S 200 CAREER CATCHES IS AN NC STATE RECORD AND RANKS FIFTH IN ACC HISTORY.

## TOUCHDOWN RECEPTIONS

## GAME

Rk.	Name, Year	TD Rec.
1.	Torry Holt, Florida State, 1997	5
2.	Torry Holt, Clemson, 1998	4
3.	Tobais Palmer, Clemson, 2012	3
	Jarvis Williams, Florida State, 2009	3
	Tramain Hall, Duke, 2003	3
	Jerricho Cotchery, Clemson, 2001	3
	Koren Robinson, Georgia Tech, 2000	3
	Eddie Goines, Texas Tech, 1993	3
	Nasrallah Worthen, Duke, 1988	3

## SEASON

Rk.	Name, Year	TD Rec.
1.	Torry Holt, 1997	16
2.	Koren Robinson, 2000	13
3.	Torry Holt, 1998	11
	Jarvis Williams, 2009	11
5.	<b>Bryan Underwood, 2012</b>	<b>10</b>
	Eddie Goines, 1993	10
	Jerricho Cotchery, 2003	10
8.	Tramain Hall, 2003	7
	Jerricho Cotchery, 2002	7
	Nasrallah Worthen, 1988	7
	T.J. Graham, 2011	7
12.	Richard Washington, 2003	6
	Jimmy Grissett, 1995	6
	Chris Corders, 1989	6
	Haywood Jeffires, 1985	6
	Phil Brothers, 1985	6
	Harry Martell, 1967	6
	Brian Clark, 2005	6

## CAREER

Rk.	Name, Years	TD Rec.
1.	Torry Holt, 1995-98	31
2.	Jerricho Cotchery, 2000-03	21
3.	Jarvis Williams, 2007-pres.	20
4.	Eddie Goines, 1991-94	17
	George Bryan, 2008-11	17
6.	Owen Spencer, 2007-10	15
	Koren Robinson, 1999-00	15
8.	Nasrallah Worthen, 1984-88	14
	Haywood Jeffires, 1983-86	14
10.	Bryan Peterson, 1999-02	13
11.	<b>Bryan Underwood, 2011-pres.</b>	<b>12</b>
	Jimmy Grissett, 1993-96	12
	Tramain Hall, 2003-05	12
	T.J. Graham, 2008-11	12
15.	Tobais Palmer, 2011-12	11
	Brian Clark, 2002-05	11
17.	Mike Quick, 1978-81	10
18.	Mike Guffie, 1992-95	9
	Chris Corders, 1987-89	9
	Phil Brothers, 1982-85	9
	Ricky Wall, 1981-84	9
	John Collar, 1955-57	9

## YARDS PER CATCH

## SEASON

Rk.	Name, Year	Rec.-Yds.	Avg.
1.	Owen Spencer, 2009	30-765	25.5
2.	Owen Spencer, 2008	31-691	22.29
3.	Pat Kenney, 1972	38-832	21.89
4.	Brian Clark, 2005	25-537	21.5
5.	Elijah Marshall, 1977	20-418	20.90
6.	Mike Stultz, 1971	24-481	20.04
7.	Nasrallah Worthen, 1985	26-505	19.42
8.	Eddie Goines, 1993	48-928	19.33
9.	Danny Peebles, 1988	23-436	18.96
10.	Haywood Jeffires, 1984	22-405	18.41
11.	Don Buckey, 1973	24-439	18.29
12.	Torry Holt, 1998	88-1,604	18.23
13.	Ricky Wall, 1962	23-412	17.91
14.	Jerricho Cotchery, 2002	67-1,192	17.79
15.	Koren Robinson, 1999	48-853	17.77

## CAREER

(MIN 35 RECEPTIONS)

Rk.	Name, Years	Rec.-Yds.	Avg.
1.	Owen Spencer, 2006-10	126-2,441	19.37
2.	Elijah Marshall, 1974-77	65-1,196	18.40
3.	Pat Kenney, 1970-72	63-1,145	18.17
4.	Torry Holt, 1995-98	191-3,379	17.69
5.	Koren Robinson, 1999-00	110-1,914	17.40
6.	Nasrallah Worthen, 1984-88	131-2,247	17.15
7.	Don Buckey, 1972-75	102-1,734	17.00
8.	Danny Peebles, 1985-88	65-1,086	16.71
9.	Mike Quick, 1978-81	116-1,934	16.67
10.	Ricky Wall, 1981-84	59-967	16.39
11.	Mike Guffie, 1992-95	70-1,123	16.04
12.	Eddie Goines, 1991-93	147-2,351	15.99
13.	Mike Kavulic, 12986-89	52-830	15.96
14.	Chris Coleman, 1996-99	122-1,909	15.64
15.	Haywood Jeffires, 1983-86	111-1,733	15.61

BOLD FACE indicates current player



TORRY HOLT HOLDS THE WOLFPACK CAREER RECORD WITH 3,379 RECEIVING YARDS, AN ACC RECORD THAT HAS SINCE BEEN BROKEN.



OWEN SPENCER  
AVERAGED 25.5 YARDS PER  
CATCH FOR HIS CAREER.



SHANE MONTGOMERY GAINED A SCHOOL RECORD 537 YARDS OF TOTAL OFFENSE AGAINST DUKE IN 1989 AND HIS 73 PASS ATTEMPTS IN THAT GAME WERE A WOLFPACK TEAM RECORD.

TOBAIS PALMER SET AN ACC RECORD WITH 496 ALL-PURPOSE YARDS AGAINST CLEMSON IN 2012.

## TOTAL OFFENSE

## GAME

Rk.	Name, Game, Year	Rush	Pass	Total
1.	Shane Montgomery, Duke, 1989	2	535	537
2.	Philip Rivers, Kansas, 2003	20	475	495
3.	Mike Glennon, Clemson, 2012	(19)	493	474
4.	Philip Rivers, N. Carolina, 2003	40	423	463
5.	Philip Rivers, Florida St., 2003	27	422	449
6.	Philip Rivers, W. Forest, 2003	10	433	443
7.	Mike Glennon, N. Carolina, 2012	(28)	467	439
8.	Jamie Barnette, Baylor, 1998	-31	469	438
9.	Shane Montgomery, Duke, 1987	-37	468	431
10.	Philip Rivers, Virginia, 2003	20	410	430
11.	Mike Glennon, Miami, 2012	(19)	330	421
12.	Russell Wilson, Pittsburgh, 2009	91	322	413
13.	Philip Rivers, Indiana, 2000	7	401	408
14.	Philip Rivers, Duke, 2000	-11	413	402
15.	Terry Harvey, Clemson, 1995	6	395	401
16.	Russell Wilson, Va Tech, 2010	34	362	396
17.	Jamie Barnette, Duke, 1998	5	379	384
	Shane Montgomery, Virginia, 1987	-18	402	384
	Russell Wilson, Georgia Tech, 2010	16	368	384
20.	Philip Rivers, Ark. St., 2000	-14	397	383
	Russell Wilson, Florida State, 2009	34	349	383
22.	Philip Rivers, Duke, 2003	7	369	376

## SEASON

Rk.	Name, Year	Rush	Pass	Total
1.	Philip Rivers, 2003	109	4,491	4,600
2.	Russell Wilson, 2010	435	3,563	3,998
3.	Mike Glennon, 2012	(164)	4,031	3,867
4.	Philip Rivers, 2002	100	3,353	3,453
5.	Russell Wilson, 2009	260	3,027	3,287
6.	Jamie Barnette, 1998	13	3,169	3,182
7.	Philip Rivers, 2000	-85	3,054	2,969
8.	Mike Glennon, 2011	-110	3,054	2,944
9.	Shane Montgomery, 1989	-52	2,632	2,580
10.	Philip Rivers, 2001	-26	2,586	2,560
11.	Jamie Barnette, 1997	78	2,378	2,456
12.	Jamie Barnette, 1999	23	2,320	2,343
13.	Russell Wilson, 2008	388	1,955	2,343
14.	Erik Kramer, 1985	-259	2,510	2,252
15.	Erik Kramer, 1986	79	2,092	2,171
16.	Terry Harvey, 1995	-8	2,099	2,091
17.	Tim Esposito, 1983	-62	2,096	2,034
18.	Jay Davis, 2004	-119	2,104	1,985
19.	Terry Jordan, 1992	-36	1,963	1,927

## CAREER

Rk.	Name, Year	Rush	Pass	Total
1.	Philip Rivers, 2000-03	98	13,484	13,582
2.	Jamie Barnette, 1996-99	177	9,461	9,638
3.	Russell Wilson, 2008-10	1,083	8,545	9,628
4.	Mike Glennon, 2009-12	(280)	7,411	7,131

4.	Terry Harvey, 1991, 93-95	-79	5,925	5,846
5.	Shane Montgomery, 1987-89	-143	5,298	5,155
6.	Ted Brown, 1975-78	4,602	202	4,804
7.	Dave Buckley, 1972-75	501	4,286	4,787
8.	Erik Kramer, 1985-86	-179	4,602	4,423
9.	Daniel Evans, 2005-08	-142	4,004	3,862
10.	Tim Esposito, 1983-84	-39	3,847	3,808
11.	Johnny Evans, 1974-77	1,259	2,509	3,768
12.	Joe McIntosh, 1981-84	3,642	7	3,649
13.	Terry Jordan, 1989-92	-104	3,695	3,591
14.	Tol Avery, 1980-82	254	3,335	3,589
15.	Tremayne Stephens, 1994-97	3,553	0	3,553

## YARDS PER PLAY

## SEASON

Rk.	Name, Year	Yards	Plays	Yds/Play
1.	Philip Rivers, 2003	4,600	561	8.20
2.	Philip Rivers, 2002	3,453	475	7.27
3.	Bruce Shaw, 1972	1,763	249	7.08
4.	Shane Montgomery, 1988	1,496	214	6.99
5.	Jamie Barnette, 1998	3,182	460	6.92
6.	Russell Wilson, 2009	3,287	481	6.83
7.	Willie Burden, 1973	1,020	150	6.80
8.	Terry Harvey, 1993	1,824	281	6.49
9.	Jamie Barnette, 1997	2,456	379	6.48
10.	Terry Harvey, 1995	2,091	331	6.31
11.	Mike Glennon, 2012	3,867	620	6.23
11.	Philip Rivers, 2001	2,560	412	6.21
12.	Erik Kramer, 1986	2,171	351	6.19

## CAREER

Rk.	Name, Years	Yards	Plays	Avg.
1.	Philip Rivers, 2000-03	13,582	1,962	6.92
2.	Russell Wilson, 2008-10	9,628	1,542	6.24
3.	Mike Glennon, 2009-12	7,131	1,145	6.23
4.	Terry Harvey, 1991, 93-95	5,846	941	6.21
5.	Shane Montgomery, 1987-89	5,155	831	6.19
6.	Jamie Barnette, 1996-99	9,638	1,559	6.18
7.	Bruce Shaw, 1971-73	3,058	537	5.69
8.	Erik Kramer, 1985-86	4,423	780	5.67
9.	Anthony Barbour, 1988-89, 91-92	2,741	489	5.60
10.	Dave Buckley, 1972-75	4,787	863	5.55
11.	Tremayne Stephens, 1994-97	3,954	724	5.46
12.	Ted Brown, 1975-78	4,804	881	5.45

## ALL PURPOSE

## GAME

Rk.	Name, Game, Year	Run	Rec	KR	PR	Total
1.	Tobais Palmer, Clemson, 2012	0	219	277	0	496
2.	T.J. Graham, Cincinnati, 2011	0	176	160	0	336
3.	Ted Brown, South Carolina, 1975	164	97	36	0	297

4.	Torry Holt, Baylor, 1998	18	255	0	23	296
5.	Tobais Palmer, 2012	0	111	173	0	284
6.	Andre Brown, S. Miss., 2005	248	31	0	0	279
7.	Ted Brown, Penn St., 1977	251	25	0	0	276
8.	Donald Bowens, Virginia, 2007	0	202	59	0	261
9.	Eddie Goines, W. Forest, 1993	14	207	31	0	252
10.	Torry Holt, W. Forest, 1998	49	179	0	20	248
11.	Anthony Barbour, Texas Tech, 1992	189	56	0	0	245
12.	Torry Holt, N. Carolina, 1998	0	180	0	64	244
13.	Tobais Palmer, N. Carolina, 2012	0	118	116	0	235
14.	Torry Holt, Clemson, 1998	0	225	0	8	233
15.	Ted Brown, Clemson, 1975	227	0	0	0	227
16.	Jerricho Cotchery, N. Carolina, 2003	8	217	0	0	225


## SEASON

Rk.	Name, Year	Run	Rec	KR	PR	Total
1.	Torry Holt, 1998	102	1,604	0	273	1,979
2.	Tobais Palmer, 2012	35	781	1,130	0	1,971
3.	T.J. Graham, 2011	5	757	996	195	1,943
4.	Koren Robinson, 2000	95	1,061	506	218	1,880
5.	Anthony Barbour, 1992	1,204	166	306	0	1,676
6.	Darrell Blackman, 2004-07	12	593	697	322	1,624
7.	Ted Brown, 1978	1,350	197	35	0	1,582
8.	T.A. McLendon, 2002	1,101	354	0	0	1,455
9.	Ted Brown, 1977	1,251	164	0	0	1,415
10.	T.J. Graham, 2008	3	251	1,028	123	1,405
11.	Jerricho Cotchery, 2003	1,369	32	0	0	1,401
12.	Jerricho Cotchery, 2002	1,192	8	109	91	1,400
13.	Ted Brown, 1976	1,088	239	0	0	1,327
14.	Joe McIntosh, 1983	1,081	215	0	0	1,296
15.	Tramain Hall, 2003	142	799	160	202	1,303
16.	Stan Fritts, 1974	1,169	124	0	0	1,293
17.	Joe McIntosh, 1981	1,190	97	0	0	1,287
	Willie Burden, 1971	910	222	155	0	1,287

## CAREER

Rk.	Name, Years	Run	Rec	Ret	Total
1.	Ted Brown, 1975-78	4,602	760	203	5,565
2.	T.J. Graham, 2008-11	-9	1,453	3,781	5,225
3.	Torry Holt, 1995-98	119	3,379	871	4,369
4.	Darrell Blackman, 2004-07	468	1,192	2,706	4,366
5.	Joe McIntosh, 1981-84	3,642	416	0	4,058
6.	Tremayne Stephens, 1994-97	3,553	401	53	4,007
7.	Ray Robinson, 1998-01	2,781	865	281	3,927
8.	A. Barbour, 1988-89, 91-92	2,575	179	823	3,577
9.	Jerricho Cotchery, 2000-03	70	3,119	317	3,506
10.	Andre Brown, 2005-08	2,539	631	328	3,498
11.	Willie Burden, 1971-73	2,529	646	186	3,361
12.	T.A. McLendon, 2002-04	2,479	858	0	3,337
13.	Nasrallah Worthen, 1984-88	71	2,247	959	3,277
14.	Eddie Goines, 1991-94	71	2,352	574	2,997
15.	Stan Fritts, 1972-74	2,542	367	0	2,909
16.	Koren Robinson, 1999-00	110	1,914	872	2,896





**JOHNNY EVANS, NOW A MEMBER OF THE WOLFPACK RADIO CREW, AVERAGED A SCHOOL RECORD 44 YARDS PER PUNT DURING HIS CAREER (1974-77).**

### PUNTS

#### GAME

Rk	Name, Opponent, Year	Punts
1.	Marty Martinussen, North Carolina, 1982	13
	Ed Mooney, Maryland, 1950	13
3.	Craig Salmon, South Carolina, 1987	12
	John Isley, Penn State, 1978	12
5.	Calvin Williams, Miami, 1981	11
	John Deraney, Florida State, 2004	11
7.	Scott Earwood, Texas, 1999	10
	Tim Kilpatrick, Virginia, 1990	10
	Preston Poag, Georgia Tech, 1988	10
	Marty Martinussen, Maryland, 1982	10
	Marty Martinussen, Furman, 1982	10
	John Isley, Maryland, 1978	10
	Allen Hicks, Duke, 1970	10
	Jeff Ruiz, UCF, 2010	10

#### SEASON

Rk.	Name, Year	Yds.	Avg.	Punts
1.	Scott Earwood, 1999	2,906	38.2	76
	John Deraney, 2006	2,968	39.1	76
<b>3.</b>	<b>Wil Baumann, 2012</b>	<b>2,882</b>	<b>38.9</b>	<b>74</b>
4.	John Deraney, 2005	2,884	40.1	72
5.	John Isley, 1978	2,510	36.9	68
	Mark Cassidy, 1971	2,669	39.2	68
7.	Preston Poag, 1988	2,651	40.2	66
8.	Calvin Warren, 1981	2,495	38.4	65
	Allen Hicks, 1970	2,514	38.7	65
	Leslie Palmer, 1947	2,814	43.3	65
11.	Craig Salmon, 1987	2,877	45.0	64
	Gary Yount, 1969	2,545	39.8	64
	Jim Donnan, 1965	2,425	37.9	64
	<b>Wil Baumann, 2011</b>	<b>2,396</b>	<b>37.4</b>	<b>64</b>
15.	Marty Martinussen, 1982	2,472	39.2	63
16.	Bradley Pierson, 2007	2,307	37.2	62
17.	John Isley, 1979	2,226	36.5	61
	Austin Herbert, 2002	2,268	37.2	61
	Bradley Pierson, 2008	2,369	39.0	61

#### CAREER

Rk.	Name, Years	Yds.	Avg.	Punts
1.	Austin Herbert, 2000-03	8,992	39.5	226
2.	John Deraney, 2003-06	8,366	40.2	208
3.	Johnny Evans, 1974-77	8,143	44.0	185
4.	Dave Houtz, 1961-63	6,035	36.3	166
5.	Jim Donnan, 1965-67	5,837	36.5	160
6.	Marty Martinussen, 1982-84	5,877	39.2	150

7.	Preston Poag, 1988-90	3,847	40.1	146
<b>8.</b>	<b>Wil Baumann, 2011-pres.</b>	<b>5,320</b>	<b>38.3</b>	<b>139</b>
9.	Tim Kilpatrick, 1989-92	5,111	38.7	132
10.	John Isley, 1978-79	4,736	36.7	129
11.	Craig Salmon, 1984-85, 1987	5,137	41.4	124
12.	Bradley Pierson, 2005-08	4,676	38.0	123
13.	Gary Yount, 1968-69	4,715	29.6	119
14.	Scott Earwood, 1998-99	4,461	37.8	118
15.	Calvin Warren, 1980-81	4,708	40.2	117
16.	Mark Cassidy, 1970-72	3,776	38.1	99

### PUNTING YARDS

#### GAME

Rk.	Name, Game, Year	Punts	Avg.	Yards
1.	Craig Salmon, S. Carolina, 1987	12	43.3	519
2.	John Isley, Penn St., 1978	12	42.8	513
3.	Scott Earwood, Texas, 1999	10	43.9	439
4.	Tim Kilpatrick, Florida, 1992	11	39.2	432
5.	John Deraney, Fla St., 2004	11	38.5	423
6.	Austin Herbert, Conn., 2003	9	46.1	415
7.	Allen Hicks, Duke, 1970	10	40.8	408
8.	Craig Salmon, Pittsburgh, 1987	8	49.8	398
9.	Craig Warren, Wake Forest, 1980	9	43.8	394
10.	Craig Salmon, Pittsburgh, 1985	10	39.2	392
11.	Mark Cassidy, E. Carolina, 1971	9	41.9	377
12.	<b>Wil Baumann, UNC, 2012</b>	<b>9</b>	<b>41.1</b>	<b>370</b>
	Craig Salmon, Clemson, 1987	8	46.3	370
	Eddie Poole, Nebraska, 1973	9	41.1	370
15.	Bradley Pierson, W&M, 2008	9	41.0	369
16.	Kelly Hollodick, S. Carolina, 1986	8	46.0	368

#### SEASON

Rk.	Name, Year	Punts	Avg.	Yards
1.	John Deraney, 2006	76	39.1	2,968
2.	Scott Earwood, 1999	76	38.2	2,906
3.	John Deraney, 2005	72	40.1	2,884
<b>4.</b>	<b>Wil Baumann, 2012</b>	<b>74</b>	<b>38.9</b>	<b>2,882</b>
5.	Craig Salmon, 1987	64	44.9	2,877
6.	Leslie Palmer, 1947	65	43.3	2,814
7.	Mark Cassidy, 1971	68	39.3	2,669
8.	Preston Poag, 1988	66	40.2	2,651
9.	Gary Yount, 1969	64	39.8	2,545
10.	Allen Hicks, 1970	65	38.7	2,514
	John Deraney, 2004	60	41.9	2,514
12.	John Isley, 1978	68	36.9	2,510
13.	Calvin Warren, 1981	65	38.4	2,495
14.	Marty Martinussen, 1982	63	39.2	2,472
15.	Johnny Evans, 1977	58	42.2	2,448
<b>16.</b>	<b>Wil Baumann, 2011</b>	<b>65</b>	<b>37.5</b>	<b>2,438</b>

#### CAREER

Rk.	Name, Years	Punts	Avg.	Yards
1.	Austin Herbert, 2000-03	226	39.5	8,922
2.	John Deraney, 2003-06	208	40.2	8,366
3.	Johnny Evans, 1974-77	185	44.0	8,143
4.	Dave Houtz, 1961-63	166	36.4	6,035
5.	Marty Martinussen, 1982-84	150	39.2	5,877
6.	Preston Poag, 1988-90	146	40.1	5,847
<b>7.</b>	<b>Wil Baumann, 2011-pres.</b>	<b>139</b>	<b>38.3</b>	<b>5,320</b>
8.	Jim Donnan, 1965-67	160	36.5	5,837
9.	Craig Salmon, 1984-85, 1987	124	41.4	5,137
10.	Tim Kilpatrick, 1989-92	132	38.7	5,111

11.	Bradley Pierson, 2005-08	123	38.0	4,676
12.	John Isley, 1978-79	129	36.7	4,736
13.	Gary Yount, 1968-69	119	39.6	4,715
14.	Calvin Warren, 1980-81	117	40.2	4,708
15.	Scott Earwood, 1998-99	118	37.8	4,461
16.	Mark Cassidy, 1970-72	99	38.1	3,776

### PUNTING AVERAGE

#### GAME

Rk.	Name, Game, Year	Punts	Yds.	Avg.
1.	Austin Herbert, Duke, 2001	4	220	55.0
2.	Johnny Evans, UNC, 1975	3	161	53.7
3.	Tom Park, VPI, 1921	7	370	52.8
4.	Jeff Ruiz, UNC, 2010	2	105	52.5
5.	Johnny Evans, S. Carolina, 1976	4	208	52.0
6.	Johnny Evans, Duke, 1976	5	256	51.2
7.	Preston Poag, UNC, 1988	2	102	51.0
8.	John Deraney, Richmond, 2004	3	151	50.3
9.	John Isley, Wake Forest, 1978	2	100	50.0
10.	Craig Salmon, UNC, 1987	6	299	49.8
	Craig Salmon, Pitt, 1987	8	398	49.8
	Marty Martinussen, Uva., 1982	5	249	49.8
13.	Preston Poag, UNC, 1989	3	149	49.7
14.	Johnny Evans, Arizona St., 1974	5	248	49.6
15.	Johnny Evans, Penn State, 1974	6	295	49.2
16.	Johnny Evans, Indiana, 1976	5	245	49.0

#### SEASON

Rk.	Name, Year	Punts	Yds.	Avg.
1.	Johnny Evans, 1975	47	2,168	46.1
2.	Craig Salmon, 1987	64	2,877	45.0
3.	Johnny Evans, 1975	42	1,874	44.6
4.	Johnny Evans, 1974	38	1,653	43.5
5.	Leslie Palmer, 1947	65	2,814	43.3
6.	Kelly Hollodick, 1985	28	1,209	43.2
7.	Austin Herbert, 2003	53	2,265	42.7
8.	Calvin Warren, 1980	52	2,213	42.6
9.	Kelly Hollodick, 1986	55	2,330	42.4
10.	Johnny Evans, 1977	58	2,448	42.2
11.	John Deraney, 2004	60	2,514	41.9
12.	Austin Herbert, 2001	53	2,166	40.9
	Ron Skosnik, 1964	53	2,165	40.9
14.	Marty Martinussen, 1984	58	2,236	40.3
15.	Preston Poag, 1988	66	2,651	40.2

#### CAREER

Rk.	Name, Years	Punts	Yds.	Avg.
1.	Johnny Evans, 1974-77	185	8,143	44.0
2.	Kelly Hollodick, 1985-86	83	3,539	42.6
3.	Leslie Palmer, 1946-47	96	4,041	42.1
4.	Craig Salmon, 1984-85, 87	124	5,237	41.4
5.	Ron Skosnik, 1964	54	2,222	41.2
6.	John Deraney, 2003-06	208	8,366	40.2
	Calvin Warren, 1980-81	117	4,708	40.2
8.	Preston Poag, 1988-90	146	5,857	40.1
9.	Gary Yount, 1967-69	119	4,715	39.6
10.	Austin Herbert, 2003	226	8,922	39.5
11.	Marty Martinussen, 1982-84	150	5,877	39.2
12.	Ken Trowbridge, 1957-58	61	2,388	39.1
13.	Jay Dukes, 1995-96	83	3,219	38.8
14.	Tim Kilpatrick, 1990-92	132	5,111	38.7
	Allen Hicks, 1969-70	65	2,514	38.7

**BOLD FACE** indicates current player

## TOUCHDOWNS

## GAME

Rk.	Name, Game, Year	TD
1.	T.A. McLendon, Texas Tech, 2002	5
	Torry Holt, Florida State, 1997	5
	Stan Fritts, Wake Forest, 1972	5
4.	Torry Holt, Clemson, 1998	4
	Ted Brown, Clemson, 1975	4
	Dick Christy, South Carolina, 1957	4

## SEASON

Rk.	Name, Year	TD
1.	T.A. McLendon, 2002	18
2.	Stan Fritts, 1972	17
3.	Torry Holt, 1997	16
4.	Koren Robinson, 2000	14
	Ted Brown, 1977	14
6.	Torry Holt, 1998	13
	Scott Smith, 1979	13
	Ted Brown, 1976	13
	Ted Brown, 1975	13
	Roland Hooks, 1974	13
	Stan Fritts, 1973	13
	Dick Christy, 1957	13
13.	Stan Fritts, 1974	12
14.	T.A. McLendon, 2003	11
	Ray Robinson, 2001	11
	Ted Brown, 1978	11
	Alex Webster, 1951	11

## CAREER

Rk.	Name, Years	TD
1.	Ted Brown, 1975-78	51
2.	Stan Fritts, 1972-74	42
3.	T.A. McLendon, 2002-04	36
4.	Torry Holt, 1995-98	33
5.	Ray Robinson, 1998-01	32
6.	Tremayne Stephens, 1994-97	25
7.	Andre Brown, 2005-08	24
	Gary Downs, 1990-93	24
9.	Willie Burden, 1971-73	23
10.	Jerricho Cotchery, 2000-03	22
11.	Toney Baker, 2005-pres.	21
12.	Joe McIntosh, 1981-84	20
	Dick Christy, 1955-57	20
14.	Scott Smith, 1977-79	18
15.	Koren Robinson, 1999-00	17
	Eddie Goines, 1991-94	17
	Anthony Barbour, 1988-89, 91-92	17
	Charley Young, 1971-73	17
	George Bryan, 2008-11	17

## POINTS SCORED

## GAME

Rk.	Name, Game, Year	Points
1.	T.A. McLendon, Texas Tech, 2002	30
	Torry Holt, Florida State, 1997	30
	Stan Fritts, Wake Forest, 1972	30
4.	Dick Christy, South Carolina, 1957	29
5.	Torry Holt, Clemson, 1998	24
	Ted Brown, Clemson, 1975	24

## SEASON

Rk.	Name, Year	Points
1.	T.A. McLendon, 2002	108
2.	Stan Fritts, 1972	106
3.	Josh Czajkowski, 2010	102
4.	Torry Holt, 1997	98

5.	Adam Kiker, 2003	92
6.	Koren Robinson, 2000	84
	Marc Primanti, 1996	84
	Damon Hartman, 1989	84
	Ted Brown, 1977	84
	Ted Brown, 1975	84
11.	<b>Niklas Sade, 2012</b>	<b>83</b>
	Dick Christy, 1957	83
13.	Roland Hooks, 1974	82
14.	Josh Czajkowski, 2008	81
15.	Torry Holt, 1990	80
	Steve Videtich, 1992	80
17.	Mike Cofer, 1984	78
	Scott Smith, 1979	78
	Ted Brown, 1976	78
	Stan Fritts, 1973	78

## CAREER

Rk.	Name, Years	Points
1.	Ted Brown, 1975-78	312
2.	Josh Czajkowski, 2008-10	257
3.	Stan Fritts, 1972-74	256
4.	Mike Cofer, 1982-86	247
5.	Damon Hartman, 1988-90	241
6.	Steve Videtich, 1992-94	219
7.	T.A. McLendon, 2002-04	216
8.	Torry Holt, 1995-98	202
9.	Ray Robinson, 1998-01	194
10.	Adam Kiker, 2000-03	184
11.	Nathan Ritter, 1978-80	180
12.	<b>Niklas Sade, 2011-pres.</b>	<b>162</b>
13.	John Deraney, 2003-06	146
14.	Andre Brown, 2005-08	144
	Marc Primanti, 1995-96	144
	Gary Downs, 1990-93	144

## TOUCHDOWN RESPONSIBILITY

## GAME

Rk.	Name, Game, Year	Run	Pass	TDR
1.	Philip Rivers, Navy, 2002	1	5	6
	Mike Glennon, Maryland, 2011	1	5	6
3.	Mike Glennon, North Carolina, 2012	0	5	5
	Mike Glennon, Clemson, 2012	0	5	5
	Russell Wilson, Fla. St., 2009	0	5	5
	Philip Rivers, Kansas, 2003	0	5	5
	Philip Rivers, Navy, 2002	0	5	5
	T.A. McLendon, Tex. Tch, 2002	5	0	5
	Philip Rivers, Indiana, 2000	0	5	5
	Terry Harvey, Wake Forest, 1995	0	5	5
	Stan Fritts, Wake Forest, 1972	5	0	5
12.	Mike Glennon, Miami, 2012	0	4	4
	Mike Glennon, S. Ala., 2011	0	4	4
	Mike Glennon, C. Mich., 2011	0	4	4
	Russell Wilson, W. Carolina, 2010	0	4	4
	Russell Wilson, Ga. Tech, 2010	1	3	4
	Russell Wilson, Fla. State, 2010	3	1	4
	Russell Wilson, W. Forest, 2010	2	2	4
	Russell Wilson, Maryland, 2010	2	2	4
	Russell Wilson, Murr. St., 2009	0	4	4
	Russell Wilson, GW, 2009	0	4	4
	Russell Wilson, Pitt., 2009	0	4	4
	Russell Wilson, UNC, 2009	0	4	4
	Russell Wilson, Md., 2009	1	3	4
	Jay Davis, Miami, 2004	4	0	4
	Philip Rivers, Ohio State, 2003	0	4	4
	Philip Rivers, Virginia, 2003	0	4	4
	Philip Rivers, Mass., 2002	0	4	4
	Philip Rivers, Duke, 2001	0	4	4
	Philip Rivers, Clemson, 2001	0	4	4
	Philip Rivers, Duke, 2000	1	3	4
	Jamie Barnette, Fla. St., 1997	0	4	4

Jamie Barnette, Clemson, 1998	0	4	4
Jamie Barnette, Clemson, 1999	0	4	4
Jamie Barnette, Virginia, 1997	1	3	4
Terry Harvey, Tex. Tech, 1993	0	4	4
Shane Montgomery, Ga. Tech, 1989	1	3	4
Erik Kramer, Wake Forest, 1986	2	2	4
Tol Avery, Duke, 1980	1	3	4
Scott Smith, Virginia, 1979	3	1	4
Ted Brown, Clemson, 1975	4	0	4
Roman Gabriel, S. Carolina, 1961	2	2	4
Roman Gabriel, Virginia, 1960	2	2	4
Dick Christy, South Carolina, 1957	4	0	4
Eddie West, Villanova, 1955	2	2	4

## SEASON

Rk.	Name, Year	Run	Pass	TDR
1.	Russell Wilson, 2010	9	28	37
	Philip Rivers, 2003	3	34	37
3.	Russell Wilson, 2009	4	31	35
4.	Mike Glennon, 2012	2	31	33
5.	Mike Glennon, 2011	1	31	32
6.	Philip Rivers, 2002	10	20	30
7.	Philip Rivers, 2000	2	25	27
8.	Jamie Barnette, 1997	3	19	22
9.	Jamie Barnette, 1998	3	18	21
	Russell Wilson, 2008	4	17	21
11.	Terry Harvey, 1995	3	16	19
	Erik Kramer, 1986	5	14	19
13.	Philip Rivers, 2001	2	16	18
	T.A. McLendon, 2002	18	0	18
	Jamie Barnette, 1999	5	13	18
	Scott Smith, 1979	13	5	18
17.	Shane Montgomery, 1989	1	16	17
	Erik Kramer, 1985	1	16	17

## CAREER

Rk.	Name, Years	Run	Pass	TDR
1.	Philip Rivers, 2000-03	17	95	112
2.	Russell Wilson, 2009-10	17	76	93
	3.Jamie Barnette, 1996-99	15	59	74
4.	Mike Glennon, 2009-pres.	3	63	66
5.	Ted Brown, 1975-78	51	1	52
6.	Stan Fritts, 1972-74	41	3	44
	Terry Harvey, 1991, 93-95	6	38	44
8.	Erik Kramer, 1985-86	6	30	36
9.	Roman Gabriel, 1959-61	15	19	34
10.	Shane Montgomery, 1987-89	2	31	33
	T.A. McLendon, 2002-04	33	0	33
12.	Dave Buckley, 1972-75	9	22	31
13.	Tol Avery, 1980-82	12	17	29
14.	Bruce Shaw, 1971-73	10	16	26
15.	Johnny Evans, 1974-77	13	12	25
16.	Gary Downs, 1990-93	23	1	24

## FIELD GOALS MADE

## GAME

Rk.	Name, Game, Year	No.
1.	Nathan Ritter, East Carolina, 1978	5
2.	Steven Hauschka, Miami, 2007	4
	Adam Kiker, Maryland, 2001	4
	Marc Primanti, Georgia Tech, 1995	4
	Steve Videtich, Maryland, 1994	4
	Damon Hartman, North Carolina, 1990	4
	Damon Hartman, Wake Forest, 1988	4
	Bryan Carter, Duke, 1987	4

## SEASON

Rk.	Name, Game, Year	Md.-Att.
1.	Josh Czajkowski, 2010	20-26
	Marc Primanti, 1996	20-20

3. Damon Hartman, 1989	19-28
4. Mike Cofer, 1984	18-23
5. Nathan Ritter, 1978	17-19
Gerald Warren, 1967	17-22
7. Steve Videtich, 1994	16-18
Steven Hauschka, 2007	16-18
Josh Czajkowski, 2008	16-19
10. John Deraney, 2005	15-20
11. Steve Videtich, 1992	14-22
12. <b>Niklas Sade, 2012</b>	<b>13-23</b>
John Deraney, 2004	13-22
Adam Kiker, 2001	13-14
Kent Passingham, 2000	13-18
Mike Cofer, 1986	13-17
17. Adam Kiker, 2003	12-17
Danny Deskevich, 1998	12-12
Steve Videtich, 1993	12-13
Damon Hartman, 1991	12-22
John Deraney, 2006	12-16

## CAREER

Rk.	Name, Years	Md.-Att.
1.	Mike Cofer, 1982-84, 1986	50-68
2.	Damon Hartman, 1988-91	48-75
3.	Josh Czajkowski, 2008-10	46-57
4.	Steve Videtich, 1992-94	42-53
5.	John Deraney, 2003-06	40-58
6.	Nathan Ritter, 1978-80	33-41
7.	Marc Primanti, 1995-96	31-33
8.	Adam Kiker, 2000-03	30-38
9.	Gerald Warren, 1967-68	26-38
10.	<b>Niklas Sade, 2011-pres.</b>	<b>24-39</b>
11.	Kent Passingham, 1998-00	22-32
12.	Harold Deters, 1964-66	21-43
13.	Jay Sherrill, 1974-77	20-43
14.	Mike Charron, 1969-71	16-32
	Steven Hauschka, 2007	16-18
16.	Danny Deskevich, 1998	12-12

## BEST FIELD GOAL PERCENTAGE

## SEASON

Rk.	Name, Year	Md.-Att.	Pct.
1.	Danny Deskevich, 1998	12-12	1.000
	Marc Primanti, 1995	20-20	1.000
3.	Adam Kiker, 2001	13-14	.929
4.	Steve Videtich, 1993	12-13	.923
5.	Nathan Ritter, 1978	17-19	.895
6.	Steve Videtich, 1994	16-18	.889
	Steven Hauschka, 2007	16-18	.889
8.	Marc Primanti, 1995	11-13	.846
9.	Josh Czajkowski, 2008	16-19	.842
10.	Josh Czajkowski, 2009	10-12	.833
11.	Mike Cofer, 1983	11-14	.786
12.	Mike Cofer, 1984	18-23	.783
13.	Nathan Ritter, 1979	7-9	.778
14.	Gerald Warren, 1967	17-22	.773
15.	Josh Czajkowski, 2010	20-26	.769
16.	Mike Cofer, 1986	13-17	.765

## CAREER

Rk.	Name, Years	Md.-Att.	Pct.
1.	Danny Deskevich, 1998	12-12	1.000
2.	Marc Primanti, 1995-96	31-33	.939
3.	Steven Hauschka, 2007	16-18	.889
4.	J. Czajkowski, 2007-10	46-57	.807
5.	Nathan Ritter, 1978-80	33-41	.805
6.	Adam Kiker, 2000-03	30-38	.789
7.	Steve Videtich, 1991-94	42-53	.792
8.	Ron Sewell, 1972-73	7-9	.778
9.	Mike Cofer, 1982-86	50-68	.735
10.	John Deraney, 2003-2006	40-58	.690

11. Gerald Warren, 1967-68	26-40	.650
12. Todd Auten, 1978-81	11-17	.647
13. Kelly Holodick, 1985-86	9-14	.643
14. Damon Hartman, 1988-91	48-75	.640

## CONSECUTIVE FIELD GOALS MADE

Rk.	Name, Years	No.
1.	Marc Primanti, 1995-96	27
2.	Danny Deskevich, 1998	12
	Steve Videtich, 1993, 1994	12
4.	Mike Cofer, 1984, 1986	10
	Steven Hauschka, 2007	10
6.	Steve Videtich, 1994	9
	Steve Videtich, 1992-93	9
	Josh Czajkowski, 2008-09	9
9.	Adam Kiker, 2001	8
	Josh Czajkowski, 2008	8
11.	Mike Cofer, 1982-83	7
	Nathan Ritter, 1978	7
	Gerald Warren, 1967	7
14.	Niklas Sade, 2011	6
	Josh Czajkowski, 2010	6
	Damon Hartman, 1988	6
	Mike Cofer, 1986	6
	Mike Cofer, 1984	6
	Mike Cofer, 1982	6

## MOST PATS

## GAME

Rk	Name, Game, Year	Made
1.	Adam Kiker, Kansas, 2003	8-8
	Austin Herbert, Navy, 2002	8-9
	<b>Niklas Sade, Maryland, 2011</b>	<b>8-8</b>
4.	<b>Niklas Sade, Citadel, 2012</b>	<b>7-7</b>
	John Deraney, East Carolina, 2004	7-7
	Marc Primanti, Wake Forest, 1995	7-7
	Damon Hartman, East Tenn. St., 1988	7-7
	Ron Sewell, Wake Forest, 1973	7-7
	Jim Byler, VMI, 1946	7-7

## SEASON

Rk	Name, Year	Att.	Md
1.	Adam Kiker, 2003	59	56
2.	<b>Niklas Sade, 2011</b>	<b>47</b>	<b>46</b>
3.	<b>Niklas Sade, 2012</b>	<b>46</b>	<b>44</b>
	Josh Czajkowski, 2009	44	44
5.	Josh Czajkowski, 2010	43	42
6.	Ron Sewell, 1973	48	41
7.	Ron Sewell, 1972	42	40
8.	Chris Hensler, 1997	39	39
9.	Austin Herbert, 2002	43	38
	Steve Videtich, 1992	38	38
11.	Kent Passingham, 2000	38	36
12.	Mike Cofer, 1986	35	33
	Nathan Ritter, 1979	34	33
	Josh Czajkowski, 2008	34	33
15.	John Deraney, 2004	29	29
	Danny Deskevich, 1998	29	29
	Steve Videtich, 1994	31	29
18.	Jay Sherrill, 1977	28	28
	John Deraney, 2005	28	28

## CAREER

Rk.	Name, Years	Att.	Md
1.	Josh Czajkowski, 2008-10	121	119
2.	Mike Cofer, 1982-86	108	97
	Damon Hartman, 1988-91	101	97
4.	Adam Kiker, 2000-03	102	94
5.	Steve Videtich, 1992-94	97	93

6. <b>Niklas Sade, 2011-pres.</b>	<b>93</b>	<b>90</b>
7. John Deraney, 2003-2006	85	84
8. Ron Sewell, 1972-73	90	81
Nathan Ritter, 1978-80	85	81
10. Kent Passingham, 1998-00	66	63
Jay Sherrill, 1975-77	67	63
11. Marc Primanti, 1995-96	52	51
13. Gerald Warren, 1967-68	44	43
14. Austin Herbert, 2000-03	48	41
15. Chris Hensler, 1995-97	40	39

## PAT PERCENTAGE

## SEASON

Rk.	Name, Year	Md.-Att.	Pct.
1.	Josh Czajkowski, 2009	44-44	1.000
	Chris Hensler, 1997	39-39	1.000
	Steve Videtich, 1992	38-38	1.000
	John Deraney, 2004	29-29	1.000
	John Deraney, 2005	28-28	1.000
	Danny Deskevich, 1998	29-29	1.000
	Jay Sherrill, 1977	28-28	1.000
	Damon Hartman, 1988	27-27	1.000
	Steven Hauschka, 2007	25-25	1.000
	Marc Primanti, 1996	24-24	1.000
	Gerald Warren, 1967	19-19	1.000
	Harold Deters, 1966	19-19	1.000
13.	<b>Niklas Sade, 2011</b>	<b>46-47</b>	<b>.979</b>
14.	Josh Czajkowski, 2010	42-43	.977
15.	Josh Czajkowski, 2008	33-34	.970
16.	Nathan Ritter, 1979	33-34	.970
17.	Marc Primanti, 1995	27-28	.964
	Damon Hartman, 1989	27-28	.964

## CAREER

(Min. 30 made)

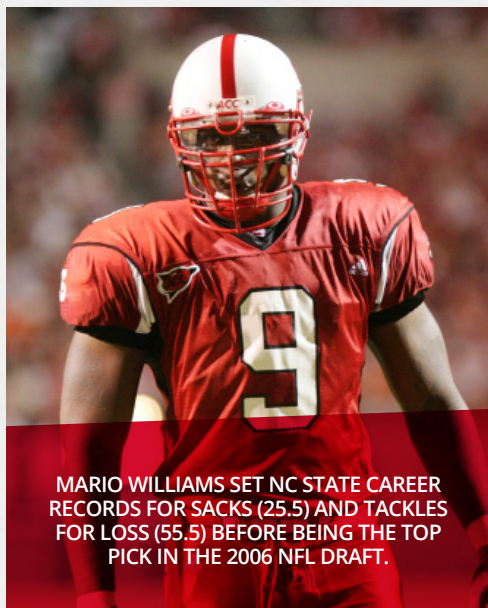
Rk	Name, Year	Md.-Att.	Pct.
1.	John Deraney, 2003-2006	84-85	.988
2.	J. Czajkowski, 2008-10	119-121	.983
3.	Marc Primanti, 1995-96	51-52	.981
4.	Gerald Warren, 1967-68	41-42	.976
5.	Chris Hensler, 1996-97	39-40	.975
6.	Harold Deters, 1964-66	32-33	.969
7.	<b>Niklas Sade, 2011-pres.</b>	<b>90-83</b>	<b>.967</b>
8.	Marc Primanti, 1995	27-28	.964
9.	Damon Hartman, 1988-91	97-101	.960
10.	Steve Videtich, 1992-94	93-97	.959
11.	Nathan Ritter, 1978-80	81-85	.953
12.	Kent Passingham, 1998-00	63-67	.940
	Jay Sherrill, 1975-77	63-67	.940
14.	Adam Kiker, 2000-03	94-102	.922
15.	Ron Sewell, 1972-73	81-90	.900

## CONSECUTIVE PATS MADE

Rk.	Name, Years	No.
1.	Josh Czajkowski, 2008-10	83
2.	John Deraney, 2003-06	76
3.	<b>Niklas Sade, 2011-12</b>	<b>60</b>
4.	Jay Sherrill, 1976-77	51
5.	Steve Videtich, 1992-94	49
6.	Nathan Ritter, 1979-80	4
7.	Damon Hartman, 1988-90	41
8.	Chris Hensler, 1997	39
9.	Steve Videtich, 1992	38
10.	Marc Primanti, 1995-96	37
11.	Ron Sewell, 1972-73	34
12.	Harold Deters, 1965-66	30

BOLD FACE indicates current player

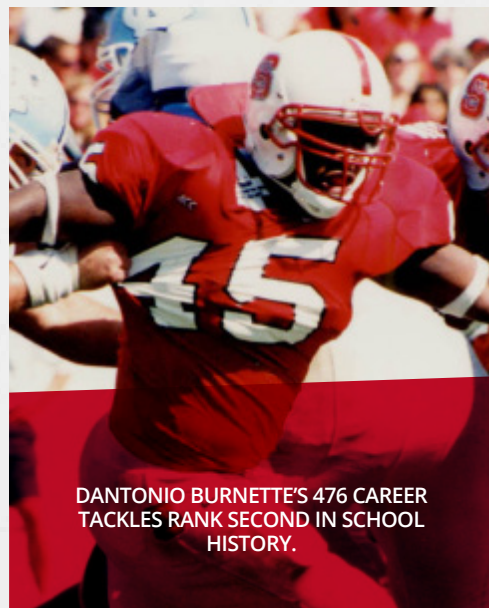




MARIO WILLIAMS SET NC STATE CAREER RECORDS FOR SACKS (25.5) AND TACKLES FOR LOSS (55.5) BEFORE BEING THE TOP PICK IN THE 2006 NFL DRAFT.



NATE IRVING SET AN NCAA RECORD WITH EIGHT TACKLES FOR LOSS AGAINST WAKE FOREST IN 2010.



DANTONIO BURNETTE'S 476 CAREER TACKLES RANK SECOND IN SCHOOL HISTORY.

## TACKLES

## GAME

Rk	Name, Opp., Year	Tkl
1.	Pat Teague, Virginia Tech, 1986	26
2.	Pat Teague, North Carolina, 1986	24
	Dantonio Burnette, Clemson, 2001	24
	Bill Cowher, Clemson, 1978	24
	Bill Cowher, South Carolina, 1977	24
6.	Clayton White, Ohio, 1998	23
7.	Levar Fisher, North Carolina, 2001	21
	Levar Fisher, Maryland, 2000	21
	Pat Teague, South Carolina, 1984	21
10.	Andre Maddox, Georgia Tech, 2002	20
	Levar Fisher, Wake Forest, 2001	20
	Levar Fisher, Florida State, 2000	20
	Clayton White, Texas, 1999	20
	Jason Perry, Ohio, 1998	20
	Vaughan Johnson, East Carolina, 1983	20
16.	Earl Wolff, Clemson, 2012	19
	Levar Fisher, Clemson, 2000	19
	Pat Teague, Furman, 1984	19
	Andy Hendel, Duke, 1982	19
	Bill Cowher, Duke, 1978	19

## SEASON

Rk.	Name, Year	No.
1.	Bill Cowher, 1978	195
2.	Robert Abraham, 1981	183
3.	Bill Cowher, 1977	176
4.	David Merritt, 1992	167
5.	Vaughan Johnson, 1982	167
6.	Levar Fisher, 2000	166
7.	Kelvin Crooms, 1985	161

## CAREER

Rk	Name, Years	No.
1.	Levar Fisher, 1998-01	492
2.	Dantonio Burnette, 1999-02	476
3.	Damien Covington, 1991-94	457
4.	Robert Abraham, 1978-81	407
5.	Earl Wolff, 2009-2012	400
6.	Vaughan Johnson, 1980-83	384
7.	Bill Cowher, 1975-78	371

8.	Billy Ray Haynes, 1988-91	364
9.	Kyle Wescoe, 1975-78	348
	Oliver Hoyte, 2002-05	342
11.	Andre Maddox, 2001-04	341
12.	Patrick Thomas, 2001-04	334
13.	Morocco Brown, 1994-97	332
14.	Pat Teague, 1983-86	328
	David Merritt, 1989-92	328
16.	Audie Cole, 2008-11	318
17.	Mark Franklin, 1982-85	315
	Terrence Holt, 1999-02	315

## SACKS

## GAME

Rk.	Name, Opponent, Year	No.
1.	Mario Williams, Maryland, 2005	4-22
	Mario Williams, S. Miss, 2005	4-12
3.	Eric Counts, Wake Forest, 1993	3.5-19
	Mario Williams, Wake Forest, 2005	3.5-21
5.	Mario Williams, Florida St, 2004	3-29
	Manny Lawson, Va. Tech, 2004	3-27
	Manny Lawson, UNC, 2005	3-27
	Dantonio Burnette, Duke, 2002	3-24
	Willie Young, Wake Forest, 2009	3-24
	Corey Edmond, Southern Miss, 1990	3-20
	Mike Jones, Duke, 1990	3-17
	Nate Goodson, SMU, 2000	3-15
	Drew Wimsatt, North Carolina, 2002	3-11

## SEASON

Rk.	Name, Year	No.
1.	Mario Williams, 2005	14.5-80
2.	Tyler Lawrence, 1993	11-73
3.	Carl Reeves, 1992	10.5-111
4.	Mike Jones, 1990	10-55
5.	Dantonio Burnette, 2002	9-48
	Shawn Price, 2002	9-79
7.	Frank Bush, 1983	8-81
	Scott Auer, 1988	8-80
	Derick Debnam, 1989	8-58
	Willie Young, 2009	8-56
	Pat Thomas, 2003	8-53
	Al Dellaporta, 1981	8-43
13.	Terrance Chapman, 2001	7-64

Martrel Brown, 2006	7-64
Manny Lawson, 2004	7-55
Bubba Green, 1980	7-55
Joe Hannah, 1979	7-36
Kyle Blalock, 1997	7-34

## CAREER

Rk	Name, Years	No.-Yds.
1.	Mario Williams, 2003-05	25.5-156
2.	Tyler Lawrence, 1990-93	24-157
3.	Carl Reeves, 1991-94	22.5-197
4.	Manny Lawson, 2002-05	21-163
	Mike Jones, 1987-90	21-128
6.	Willie Young, 2005-2009	20.5-143
7.	Ray Agnew, 1986-89	17-117
	George Anderson, 1999-02	17-94
9.	Corey Smith, 1998-01	15.5-138
	Patrick Thomas, 2001-04	15.5-98
10.	Frank Bush, 1981-84	15-138
11.	Brian Jamison, 1998-01	14-108
12.	Scott Auer, 1985-88	13-107
	Joe Hannah, 1976-79	13-93
	Dantonio Burnette, 1999-02	13-78
	Al Dellaporta, 1980-81	13-71
	Audie Cole, 2008-11	13-99

## TACKLES FOR LOSS

## GAME

Rk.	Name, Opponent, Year	No.
1.	Nate Irving, Wake Forest, 2010	8-22
2.	Mario Williams, S. Miss, 2005	6-16
3.	Eric Counts, Wake Forest, 1993	5.5-36
4.	Mario Williams, FSU, 2004	5-31
	Mario Williams, Maryland, 2005	5-23
	Oliver Hoyte, Miami, 2004	5-5
	Dantonio Burnette, Duke, 2002	5-26
	Levar Fisher, Maryland, 2000	5-19
	Mike Jones, Clemson, 1990	5-NA

## SEASON

Rk.	Name, Year	No.
1.	Mario Williams, 2005	27.5-101
2.	Manny Lawson, 2005	21-113
	Tyler Lawrence, 1993	21-91



4.	Nate Irving, 2006-10	20.5-77
	Stephen Tulloch, 2005	20.5-67
6.	Carl Reeves, 1992	20-135
7.	Dantonio Burnette, 2002	17-67
8.	Rickey Dowdy, 2012	16.5-46
9.	Simon Gupton, 1977	16-72
	Clayton White, 1998	16-46
11.	Levar Fisher, 2000	15-46
	Pat Thomas, 2003	15-71
	Mario Williams, 2004	15-82
14.	Oliver Hoyte, 2004	14.5-28
15.	Willie Young, 2009	14-82
	Carl Reeves, 1994	14-62
	John McCargo, 2003	14-40
	Stephen Tulloch, 2004	14-32

## CAREER

Rk.	Name, Year	No.
1.	Mario Williams, 2003-05	55.5-227
2.	Willie Young, 2005-09	45.5-233
3.	Carl Reeves, 1991-94	45-269
4.	Manny Lawson, 2002-05	41-221
5.	Dantonio Burnette, 1999-02	41-153
6.	Stephen Tulloch, 2003-05	40-113
7.	Nate Irving, 2006-10	39.5-149
8.	Tyler Lawrence, 1990-93	38-139
	Patrick Thomas, 2001-04	37-144
	Oliver Hoyte, 2002-05	36.5-79
11.	Levar Fisher, 1998-01	33-147
12.	Clayton White, 1997-00	33-107
13.	Corey Smith, 1998-01	31-185
14.	George Anderson, 1999-02	30-128
15.	Audie Cole, 2008-11	28.5-13

## FUMBLES CAUSED

## SEASON

Rk.	Name, Year	No.
1.	Corey Smith, 2001	6
	Jesse Campbell, 1989	6
	Jesse Campbell, 1988	6
4.	Levar Fisher, 2000	5
	Brian Jamison, 1999	5

## CAREER

Rk.	Name, Years	No.
1.	Jesse Campbell, 1988-90	15
2.	Levar Fisher, 1998-01	9
3.	Earl Wolff, 2009-12	8
	Brian Jamison, 1998-01	8
	Raymond Phillips, 1982-85	8
6.	David Merritt, 1989-92	7
	Nate Irving, 2006-10	7
	Audie Cole, 2008-11	7
9.	Dantonio Burnette, 1999-02	6
	Corey Smith, 1998-01	6
	Scott Auer, 1985-88	6
	Andy Hendel, 1981-83	6
	Robert Abraham, 1978-81	6

## FUMBLES RECOVERED

## SEASON

Rk.	Name, Years	No.
1.	Dan Medlin, 1970	5
2.	Ken Sheesley, 1973	4
	Ray Agnew, 1989	4

Mark Franklin, 1985	4
Mike Nall, 1978	4

## CAREER

Rk.	Name, Years	No.
1.	Dantonio Burnette, 1999-02	7
	Fernandus Vinson, 1987-90	7
3.	Levar Fisher, 1998-01	6
	Mark Thomas, 1988-91	6
	Jesse Campbell, 1988-90	6
	Ray Agnew, 1986-89	6
	Frank Bush, 1981-84	6
	Mike Nall, 1976, 78-79	6
	Simon Gupton, 1977-79	6
10.	Damien Covington, 1991-94	5
	Terrell Manning, 2009-11	5

## INTERCEPTIONS

## GAME

Rk.	Name	Int.	Yds.	TD
1.	Rod Johnson, Notre Dame, 2003	3	36	0
	John McRorie, S. Carolina, 1983	3	0	0
	Eric Williams, Duke, 1979	3	19	0
	Art Rooney, Wake Forest, 1938	3	NA	NA
	Art Rooney, Virginia Tech, 1937	3	NA	NA

## SEASON

Rk.	Name	Yds.	Avg.	TD	Int.
1.	David Amerson, 2011	205	15.8	2	13
2.	Art Rooney, 1938	N/A	NA	NA	8
	Art Rooney, 1937	N/A	NA	NA	8
4.	Lloyd Harrison, 1998	51	7.3	0	7
	Eric Williams, 1981	107	13.3	0	7
	Mike Devine, 1973	49	7.0	0	7
	Van Walker, 1970	91	13.0	0	7
	Tony Golmont, 1965	86	12.3	0	7
9.	Derrick Taylor, 1986	164	27.3	1	6
	John McRorie, 1983	30	5.0	1	6
	Jack Whitley, 1968	116	19.3	1	6
	Jim O'Rourke, 1949	126	21.0	0	6

## CAREER

Rk.	Name	Yds.	TD	Int.
1.	David Amerson, 2010-12	287	3	18
2.	Eric Williams, 1978-82	138	0	16
	Art Rooney, 1936-38	NA	NA	16
4.	David Amerson, 2010-pres.	205	2	13
5.	Lloyd Harrison, 1996-99	51	0	12
	Woodrow Wilson, 1977-79	158	1	12
7.	Hassan Shamsid-Deen, 1995-97	43	0	10
	Fernandus Vinson, 1987-90	141	0	10
	Mike Devine, 1972-74	78	0	10
	Bob Devins, 1971-72, 1974	50	0	10
	Jack Whitley, 1968-70	196	2	10
	Tony Golmont, 1963-65	151	1	10
	Mike Nall, 1976, 78-79	140	1	10

## PASSES BROKEN UP

## SEASON

Rk.	Name, Year	No.
1.	Lloyd Harrison, 1998	23
2.	Marcus Hudson, 2005	20
3.	Donnie LeGrande, 1981	19
4.	Tony Scott, 1999	18
	Tony Scott, 1997	18
	Joe Johnson, 1990	18
7.	Lloyd Harrison, 1999	15

8.	Lamont Reid, 2004	14
	Mike Reid, 1991	14
	Michael Brooks, 1987	14
	Joe Johnson, 1987	14
12.	Mike Reid, 1992	13
	Joe Johnson, 1989	13

## CAREER

Rk.	Name, Years	No.
1.	Joe Johnson, 1987-90	51
2.	Tony Scott, 1996-99	45
3.	Lloyd Harrison, 1996-99	40
4.	Nelson Jones, 1983-86	34
5.	Marcus Hudson, 2002-05	33
	A.J. Davis, 2003-06	33
7.	Lamont Reid, 2001-04	32
8.	Jesse Campbell, 1988-90	30
	Michael Brooks, 1985-88	30
	Donnie LeGrande, 1978-79, 81	30
11.	Perry Williams, 1980-82	23
12.	William Strong, 1991-94	22
	Eric Williams, 1978-79, 80-81	22
	Dewayne Washington, 1990-93	22
15.	Brian Williams, 1998-01	20
	Fernandus Vinson, 1987-90	20
	Terrence Holt, 1999-02	20

## BLOCKED KICKS

## GAME

Rk.	Name, Opponent, Year	Blocked Kicks
1.	Mark Capuano, Georgia, 1967	2 punts
	Louie Meadows, Maryland, 1981	2 (2 FG)
	Mike Reid, Kent State, 1991	2 punts
	Terrence Holt, Texas, 1999	2 punts
	Terrence Holt, Navy, 2002	2 punts

## SEASON

Rk.	Name, Year	Blocked Kicks
1.	Terrence Holt, 2001	4 (4 FG)
	Mark Capuano, 1967	4 (3 punt/1 FG)
3.	Terrence Holt, 2000	3 (3 FG)
	Terrence Holt, 2002	3 (2 punt/1 FG)
	Manny Lawson, 2002	3 (3 punts)
6.	Colby Jackson, 2010	2 (2 punts)
	Brian Williams, 2001	2 (2 punts)
	Don Miketa, 1957	2 punts
	Don Montgomery, 1963	2 punts
	Art McMahon, 1966	2 punts
	Mark Capuano, 1968	2 (1 punt/1 PAT)
	Eddie Poole, 1973	2 (2 FG)
	Louie Meadows, 1981	2 (2 FG)
	Mike Reid, 1991	2 (2 punts)
	Tony Scott, 1998	2 (2 punts)
	Terrence Holt, 1999	2 (2 punts)
	Brian Jamison, 1999	2 (1 punt/1 PAT)
	Manny Lawson, 2003	2 (2 punts)

## CAREER

Rk.	Name, Years	Blocked Kicks
1.	Terrence Holt, 1999-02	12 (8 FG/4 punts)
2.	Manny Lawson, 2002-05	7 (7 punts)
3.	Mark Capuano, 1967-69	6 (1 FG/4 punt/1 PAT)
4.	Woody Jones, 1939-41	6 (6 punts)
5.	Brian Williams, 1998-01	5 (5 punts)
6.	Brian Jamison, 1998-01	3 (2 punts, 1 PAT)
	Eddie Poole, 1973-75	3 (3 FG)
	Mike Reid, 1989-92	3 (3 punts)



**T.J. GRAHAM HOLDS THE WOLFPACK RECORD FOR KICKOFF RETURN YARDS WITH 3,153.**

#### KICKOFF RETURN YARDS

##### GAME

Rk.	Name, Game, Year	Yds.
1.	Tobais Palmer, Clemson, 2012	277
1.	T.J. Graham, Duke, 2009	202
2.	Greg Golden, Pittsburgh, 2001	175
3.	Alvis Whitted, Florida State, 1996	174
4.	Tobais Palmer, Vanderbilt, 2012	173
5.	T.J. Graham, S. Florida, 2008	163
6.	Darrell Blackman, Clemson, 2005	161
7.	T.J. Graham, Boston Coll., 2008	160
	T.J. Graham, Cincinnati, 2011	160
9.	Rahshon Spikes, Clemson, 1996	158
10.	Alvis Whitted, Maryland, 1994	155
	Ed Mooney, Duke, 1950	155
12.	T.J. Graham, Georgia Tech, 2011	150
13.	Greg Golden, Texas Tech, 2002	149
14.	Rahshon Spikes, East Carolina, 1996	144
15.	Darrell Blackman, Clemson, 2007	143
16.	Darrell Blackman, N. Carolina, 2005	138
	T.J. Graham, Wake Forest, 2009	135
18.	Brian Fitzgerald, Virginia, 1993	133

##### SEASON

Rk.	Name, Year	Att.	Avg.	Yards
1.	Tobais Palmer, 2012	44	25.7	1,130
2.	T.J. Graham, 2008	41	25.1	1,028
3.	T.J. Graham, 2011	44	22.4	996
4.	Bobby Hall, 1968	29	24.9	721
5.	Darrell Blackman, 2007	30	23.2	697
6.	Chris Williams, 1987	33	21.1	695
7.	Ralph Stringer, 1975	27	25.0	676
8.	Roland Hooks, 1972	27	22.8	615
9.	Darrell Blackman, 2005	20	29.1	582
10.	T.J. Graham, 2009	23	24.9	574
11.	T.J. Graham, 2010	29	19.5	565
12.	Darrell Blackman, 2006	19	28.9	549
13.	Alvis Whitted, 1995	26	20.5	533
14.	Koren Robinson, 2000	20	25.3	506
15.	Gary Rowe, 1966	20	25.3	505
16.	Ralph Stringer, 1974	19	26.3	500
17.	Pat Kenney, 1970	26	19.0	495
18.	Alvis Whitted, 1997	20	24.5	489

##### CAREER

Rk.	Name, Years	Att.	Avg.	Yards
1.	T.J. Graham, 2008-11	137	23.0	3,153
2.	Ralph Stringer, 1973-77	78	25.5	1,988
3.	Alvis Whitted, 1994-97	84	22.96	1,929
4.	Darrell Blackman, 2004-07	70	26.3	1,842
5.	Chris Williams, 1987-89, 91	62	21.9	1,358
6.	Tobais Palmer, 2011-12	33	25.7	1,130
7.	Lamont Reid, 2001-04	38	26.2	994
8.	Roland Hooks, 1972-73	43	22.8	981
9.	Gary Rowe, 1964-66	44	21.9	965
10.	Rahshon Spikes, 1996-99	36	23.1	831
11.	Bobby Hall, 1966-68	35	24.6	825
12.	Ant. Barbour, 1988-89, 91-92	33	24.9	823
13.	Naz Worthen, 1984-86, 88	36	22.4	806
14.	George Marinkov, 1954-56	27	28.1	760
15.	Rickey Adams, 1975-79	35	21.2	741
16.	Alex Webster, 1950-52	35	2.4	713

#### KICKOFF RETURN AVG.

##### SEASON

Rk.	Name, Year	Att.	Yds.	Avg.
1.	George Marinkov, 1954	13	459	35.3
2.	Lamont Reid, 2002	14	424	30.3
	Lamont Reid, 2004	7	212	30.3
4.	Darrell Blackman, 2005	20	582	29.1
5.	Darrell Blackman, 2006	19	549	28.9
6.	Anthony Barbour, 1991	13	361	27.8
7.	Ed Mooney, 1949	12	327	27.3
8.	Rahshon-Spikes, 1996	12	318	26.5
9.	Ralph Stringer, 1974	19	500	26.3
10.	Chris Williams, 1988	18	468	26.0
11.	Ralph Stringer, 1977	19	488	25.7
	Tobais Palmer, 2012	44	1,130	25.7
13.	Ralph Stringer, 1973	11	281	25.5
14.	Koren Robinson, 2000	20	506	25.3
	Gary Rowe, 1966	20	505	25.3
16.	Ed France, 1960	13	327	25.2
17.	Alvis Whitted, 1994	18	452	25.1
	T.J. Graham, 2008	41	1,028	25.1

##### CAREER

Rk.	Name, Years	Att.	Yds.	Avg.
1.	George Marinkov, 1954-56	27	760	28.1
2.	Darrell Blackman, 2004-07	70	1,842	26.3
3.	Lamont Reid, 2001-04	38	994	26.2
4.	Tobais Palmer, 2011-12	44	1,130	25.7
5.	Ralph Stringer, 1973-75, 1977	78	1,991	25.5
6.	Mike Clark, 1961-63	25	631	25.2
7.	Anthony Barbour, 1988-89, 91-92	33	823	24.9
8.	Bobby Hall, 1966-68	35	825	23.6
9.	Koren Robinson, 1999-00	24	560	23.3
10.	Rahshon Spikes, 1996-99	36	831	23.1
11.	T.J. Graham, 2008-pres.	137	3,153	23.0
12.	Alvis Whitted, 1994-97	84	1,929	22.9
13.	Roland Hooks, 1972-73	43	981	22.8
14.	Naz Worthen, 1984-86, 1988	36	806	22.4
15.	Chris Williams, 1987-89, 1991	62	1,358	21.9
	Gary Rowe, 1964-66	44	965	21.9
17.	Ledel George, 1990-91	22	480	21.8

#### PUNT RETURN YARDS

##### GAME

Rk.	Name, Game, Year	Yds.
1.	Darrell Blackman, Florida St, 2004	103
2.	Fred Combs, Virginia, 1967	102
3.	Ledel George, App. State, 1992	99
4.	Darrell Blackman, Central Florida, 2007	90
5.	T.J. Graham, UNC, 2010	88

T.J. Graham, Liberty, 2011	88
7. Darrell Blackman, East Carolina, 2004	85
8. Tramain Hall, Maryland, 2003	83
Rashard Smith, The Citadel, 2012	83

##### SEASON

Rk.	Name, Year	Att.	Avg.	Yards
1.	Fred Combs, 1967	24	18.1	434
2.	Ledel George, 1990	39	11.0	428
3.	Ledel George, 1991	40	8.2	328
4.	Darrell Blackman, 2007	26	12.4	322
<b>5.</b>	<b>Rashard Smith, 2012</b>	<b>34</b>	<b>9.3</b>	<b>316</b>
6.	Jack Whitley, 1968	21	14.8	311
7.	Alex Webster, 1950	14	19.7	276
8.	Torry Holt, 1998	20	13.6	273
9.	Jack Whitley, 1970	24	10.3	248
10.	Mike Stultz, 1972	18	13.3	239
11.	Ledel George, 1992	21	11.3	238
12.	Louie Meadows, 1981	17	13.0	222
13.	Koren Robinson, 2000	14	15.6	218
14.	Darrell Blackman, 2004	12	17.8	214

##### CAREER

Rk.	Name, Years	Att.	Avg.	Yards
1.	Ledel George, 1990-93	125	9.5	1,191
2.	Darrell Blackman, 2004-07	83	10.4	864
3.	Jack Whitley, 1968-70	67	10.7	721
4.	Alex Webster, 1950-52	33	19.2	634
5.	T.J. Graham, 2008-pres.	65	9.7	628
6.	Mike Stultz, 1971-73	58	9.7	564
7.	Fred Combs, 1965-67	31	15.5	480
8.	Tramain Hall, 2002-05	52	8.9	462
9.	Torry Holt, 1995-98	38	11.9	454
10.	Ralph Stringer, 1974-75, 77	65	6.6	428
11.	Woodrow Wilson, 1976-77, 79	60	6.7	401

#### PUNT RETURN AVERAGE

##### SEASON

Rk.	Name, Year	Att.	Yds.	Avg.
1.	Alex Webster, 1950	14	276	19.7
2.	Fred Combs, 1967	24	434	18.1
3.	Darrell Blackman, 2004	12	214	17.8
4.	Alex Webster, 1951	11	195	17.7
5.	Koren Robinson, 2000	14	218	15.6
6.	Jack Whitley, 1968	21	311	14.8
7.	Torry Holt, 1998	20	273	13.6
8.	Torry Holt, 1997	12	162	13.5
9.	Mike Stultz, 1972	18	239	13.3
	Tony Kozarsky, 1961	13	173	13.3
11.	Joe Scarpati, 1963	15	198	13.2

##### CAREER

Rk.	Name, Years	Att.	Yds.	Avg.
1.	Alex Webster, 1950-52	33	634	19.2
2.	Fred Combs, 1965-67	31	480	15.5
3.	Tony Kozarsky, 1961-63	25	302	12.1
4.	Joe Scarpati, 1961-63	31	373	12.0
5.	Koren Robinson, 1999-00	28	308	11.0
6.	Torry Holt, 1995-98	38	454	11.9
7.	Jack Whitley, 1968-70	67	721	10.7
8.	Darrell Blackman, 2004-07	83	864	10.4
9.	Gary Yount, 1968-69	26	264	10.1
10.	T.J. Graham, 2008-11	65	628	9.7
	Mike Stultz, 1971-73	58	564	9.7
12.	Ledel George, 1990-93	125	1,191	9.5

**BOLD FACE** indicates current player

## SINGLE GAME

## PASSING YARDS

## SENIOR

Rk.	Name, Opp., Year	Cmp.	Att.	Yds
1.	Shane Montgomery, Duke, 1989	37	73	535
2.	Mike Glennon, Clemson, 2012	29	53	493
3.	Philip Rivers, Kansas, 2003	37	45	475

## JUNIOR

1.	Jamie Barnette, Baylor, 1998	24	55	469
2.	Jamie Barnette, Duke, 1998	18	34	379
3.	Jamie Barnette, Clemson, 1998	20	33	374

## SOPHOMORE

1.	Shane Montgomery, Duke, 1987	29	46	468
2.	Shane Montgomery, Virginia, 1987	30	54	402
3.	Russell Wilson, Fla. State, 2009	20	30	349

## FRESHMAN

1.	Philip Rivers, Duke, 2000	32	50	413
2.	Philip Rivers, Indiana, 2000	31	52	401
3.	Philip Rivers, Arkansas St., 2000	29	57	397

## PASS COMPLETIONS

## SENIOR

Rk.	Name, Opp., Year	Att.	Yds.	Cmp.
1.	Philip Rivers, Wake Forest, 2003	49	433	38
2.	Shane Montgomery, Duke, 1989	73	535	37
	Philip Rivers, Kansas, 2003	45	475	37

## JUNIOR

1.	Russell Wilson, BC, 2010	51	328	38
2.	Mike Glennon, Maryland, 2011	55	306	36
3.	Tim Esposito, North Carolina, 1983	48	294	31
	Russell Wilson, Maryland, 2010	60	311	31

## SOPHOMORE

1.	Shane Montgomery, Virginia, 1987	54	402	30
2.	Shane Montgomery, Duke, 1987	46	468	29
3.	Philip Rivers, Maryland, 2001	43	275	27

## FRESHMAN

1.	Philip Rivers, Duke, 2000	50	413	32
2.	Philip Rivers, Indiana, 2000	52	401	31
3.	Philip Rivers, Arkansas St., 2000	57	397	29

## PASS ATTEMPTS

## SENIOR

Rk.	Name, Opp., Year	Cmp.	Yds.	Att.
1.	Shane Montgomery, Duke, 1989	37	535	73
2.	Shane Montgomery, Clemson, 1989	30	297	56
3.	Mike Glennon, Florida State, 2012	30	259	55

## JUNIOR

1.	Russell Wilson, Maryland, 2010	31	311	60
2.	Daniel Evans, Wake Forest	24	286	56
3.	Jamie Barnette, Baylor, 1998	24	469	55
	Mike Glennon, Maryland, 2011	36	306	55

## SOPHOMORE

1.	Harrison Beck, Boston College, 2007	26	321	50
2.	Philip Rivers, Clemson, 2001	24	310	46
	Shane Montgomery, Virginia, 1987	29	468	46
	Shane Montgomery, Duke 1987	29	468	46

## FRESHMAN

1.	Philip Rivers, Arkansas St., 2000	29	397	57
2.	Philip Rivers, Indiana, 2000	31	401	52
3.	Philip Rivers, Duke, 2000	32	413	50

## TOUCHDOWN PASSES

## SENIOR

Rk.	Name, Opp., Year	TD
1.	Mike Glennon, Clemson, 2012	5
	Mike Glennon, North Carolina, 2012	5
	Philip Rivers, Kansas, 2003	5
	Terry Harvey, Wake Forest, 1995	5

## JUNIOR

1.	Philip Rivers, Navy, 2002	5
	Mike Glennon, Maryland, 2011	5
2.	Mike Glennon, S. Alabama, 2011	4
	Mike Glennon, C. Michigan, 2011	4
	Terry Harvey, Texas Tech, 1993	4
	Jamie Barnette, Clemson, 1998	4
	Philip Rivers, UMass, 2002	4
	Jay Davis, Miami, 2004	4
	Russell Wilson, Western Carolina, 2010	4

## SOPHOMORE

1.	Russell Wilson, Florida State, 2009	5
2.	Jamie Barnette, Florida State, 1997	4
	Jamie Barnette, Maryland, 1997	4
	Philip Rivers, Clemson, 2001	4
	Philip Rivers, Duke, 2001	4
	Russell Wilson, Murray St, 2009	4
	Russell Wilson, Gardner-Webb, 2009	4
	Russell Wilson, Pitt, 2009	4
	Russell Wilson, UNC, 2009	4

## FRESHMAN

1.	Philip Rivers, Indiana, 2000	5
----	------------------------------	---

## RUSHING YARDS

## SENIOR

Rk.	Name, Opp., Year	Att.	Yds.
1.	Vince Evans, East Carolina, 1985	26	201
2.	Ted Brown, Syracuse, 1978	33	198
3.	Anthony Barbour, Texas Tech, 1992	25	189

## JUNIOR

1.	Ted Brown, Penn State, 1977	37	251
2.	Ed Mooney, Richmond, 1949	21	184
3.	Ray Robinson, Maryland, 2000	40	178

## SOPHOMORE

1.	Willie Burden, Kent State, 1971	34	198
2.	Toney Baker, Clemson, 2006	34	174
3.	Jamelle Eugene, N. Carolina, 2007	32	159
4.	Andre Brown, App. State, 2006	15	125

## FRESHMAN

1.	Andre Brown, Southern Miss., 2005	32	248
2.	Ted Brown, Clemson, 1975	24	227
3.	Joe McIntosh, Wake Forest, 1981	25	220

## RUSHING ATTEMPTS

## SENIOR

Rk.	Name, Game, Year	Yds.	Att.
1.	Ted Brown, North Carolina, 1978	189	36
2.	Ted Brown, Syracuse, 1978	198	33
	Ted Brown, West Virginia, 1978	158	33

## JUNIOR

1.	Ray Robinson, Maryland, 2000	178	40
2.	Ted Brown, Penn State, 1977	251	37
3.	Vince Evans, East Carolina, 1980	176	30
	T.A. McLendon, Wake Forest, 2004	139	30

## SOPHOMORE

1.	Willie Burden, Kent State, 1971	198	34
	Toney Baker, Clemson, 2006	174	34
3.	Jamelle Eugene, N. Carolina, 2007	159	32

## FRESHMAN

1.	Andre Brown, Southern Miss., 2005	248	32
	T.A. McLendon, Texas Tech, 2002	150	32
3.	Shadrach Thornton, BC, 2012	105	28

## RUSHING TOUCHDOWNS

## SENIOR

Rk.	Name, Opp., Year	TD
1.	Dick Christy, South Carolina, 1957	4

## JUNIOR

1.	Ted Brown, Syracuse, 1977	3
	Darrell Moody, Wake Forest, 1969	3
	Charlie Bowers, South Carolina, 1968	3
	Charlie Bowers, Maryland, 1968	3
	Andre Brown, Wofford, 2007	3
	Russell Wilson, Florida State, 2010	3

## SOPHOMORE

1.	Stan Fritts, Wake Forest, 1972	5
2.	Jamelle Eugene, N. Carolina, 2007	3

## FRESHMAN

1.	T.A. McLendon, Texas Tech, 2002	5
----	---------------------------------	---

## RECEPTIONS

## SENIOR

Rk.	Name, Opp., Year	Yds.	Rec.
1.	Torry Holt, Wake Forest, 1998	179	15
2.	Jerricho Cotchery, Kansas, 2003	171	13
3.	Torry Holt, Baylor, 1998	255	11
	Torry Holt, Clemson, 1998	255	11

## JUNIOR

1.	Torry Holt, Florida State, 1997	168	12
	Jerricho Cotchery, Maryland, 2002	144	12
3.	Chris Corders, Clemson, 1989	91	10
	Steve Lester, Duke, 1971	112	10
	Jerricho Cotchery, Notre Dame, 2002	127	10

## SOPHOMORE

1.	Jerricho Cotchery, Maryland, 2001	123	11
	T.A. McLendon, Virginia, 2003	104	11
	Donald Bowers, Virginia, 2007	202	11

## FRESHMAN

1.	Koren Robinson, Duke, 1999	129	10
	Koren Robinson, ECU, 1999	121	10

## RECEPTION YARDS

## SENIOR

Rk.	Name, Game, Year	Rec.	Yards
1.	Torry Holt, Baylor, 1998	11	255
2.	Torry Holt, Clemson, 1998	11	225
3.	Tobais Palmer, Clemson, 2012	7	219

## JUNIOR

1.	Eddie Goines, Wake Forest, 1993	5	207
2.	Donald Bowers, Virginia, 2007	11	202
3.	Jerricho Cotchery, Duke, 2002	6	174

## SOPHOMORE

1.	Nasrallah Worthen, Maryland, 1986	9	197
2.	Todd Varn, Duke, 1987	9	165
3.	Eddie Goines, North Carolina, 1992	9	163



## FRESHMAN

1. Koren Robinson, Ga. Tech, 1999	5	168
-----------------------------------	---	-----

## TOUCHDOWN RECEPTIONS

## SENIOR

Rk.	Name, Game, Year	TD Rec.
1.	Torry Holt, Clemson, 1998	4
2.	Tobais Palmer, Clemson, 2012	3
	Nasrallah Worthen, Duke, 1988	3

## JUNIOR

1.	Torry Holt, Florida State, 1997	5
2.	Eddie Goines, Texas Tech, 1993	3
	Jarvis Williams, Florida State, 2009	3

## SOPHOMORE

1.	Tramain Hall, Duke, 2003	3
	Jerricho Cotchery, Clemson, 2001	3
	Koren Robinson, Georgia Tech, 2000	3

## FRESHMAN

1.	Bryan Underwood, Virginia, 2011	2
----	---------------------------------	---

## TOTAL OFFENSE

## SENIOR

Rk.	Name, Opp., Year	Rush	Pass	Total
1.	Shane Montgomery, Duke, 1989	2	535	537
2.	Philip Rivers, Kansas, 2003	20	475	495
3.	Mike Glennon, Clemson, 2012	-19	493	474

## JUNIOR

1.	Jamie Barnette, Baylor, 1998	-31	469	438
2.	Russell Wilson, VT, 2010	34	362	396
3.	Jamie Barnette, Duke, 1998	5	379	384
	Russell Wilson, GT, 2010	16	368	384

## SOPHOMORE

1.	Shane Montgomery, Duke, 1997	-37	468	431
2.	Russell Wilson, Pitt, 2009	91	322	413
3.	Shane Montgomery, UVa, 1987	-18	402	384

## FRESHMAN

1.	Philip Rivers, Indiana, 2000	7	401	408
2.	Philip Rivers, Duke, 2000	-11	413	402
3.	Philip Rivers, Arkansas St., 2000	-14	397	383

## TOTAL TOUCHDOWNS

## SENIOR

Rk.	Name, Opp., Year	TD
1.	Torry Holt, Clemson, 1998	4
	Dick Christy, South Carolina, 1957	4

## JUNIOR

1.	Torry Holt, Florida State, 1997	5
----	---------------------------------	---

## SOPHOMORE

1.	Stan Fritts, Wake Forest, 1972	5
----	--------------------------------	---

## FRESHMAN

1.	T.A. McLendon, Texas Tech, 2002	5
2.	Ted Brown, Clemson, 1975	4

## POINTS

## SENIOR

Rk.	Name, Opp., Year	Pts.
1.	Dick Christy, South Carolina, 1957	29
2.	Torry Holt, Clemson, 1998	24

## JUNIOR

1.	Torry Holt, Florida State, 1997	30
----	---------------------------------	----

## SOPHOMORE

1.	Stan Fritts, Wake Forest, 1972	30
----	--------------------------------	----

## FRESHMAN

1.	T.A. McLendon, Texas Tech, 2002	30
2.	Ted Brown, Clemson, 1975	24

## TOUCHDOWN RESPONSIBILITY

## SENIOR

Rk.	Name, Opp., Year	Run	Pass	TD
1.	Mike Glennon, Clemson, 2012	0	5	5
	Mike Glennon, North Carolina, 2012	0	5	5
	Philip Rivers, Kansas, 2003	0	5	5
	Philip Rivers, Florida State, 2003	1	4	5
	Terry Harvey, Wake Forest, 1995	0	5	5

## JUNIOR

1.	Philip Rivers, Navy, 2002	1	5	6
	Mike Glennon, Maryland	1	5	6
2.	Philip Rivers, New Mexico, 2002	2	3	5
3.	Jay Davis, Miami, 2004	0	4	4
	Philip Rivers, UMass, 2002	4	0	4
	Jamie Barnette, Clemson, 1998	0	4	4
	Roman Gabriel, Virginia, 1960	2	2	4
	Russell Wilson, WCU, 2010	0	4	4
	Russell Wilson, Georgia Tech, 2010	1	3	4
	Russell Wilson, Florida State, 2010	3	1	4
	Russell Wilson, Wake Forest, 2010	2	2	4
	Russell Wilson, Maryland, 2010	2	2	4

## SOPHOMORE

1.	Stan Fritts, Wake Forest, 1972	5	0	5
	Russell Wilson, Florida State, 2009	0	5	5
3.	Philip Rivers, Clemson, 2001	0	4	4
	Philip Rivers, Duke, 2001	0	4	4
	Russell Wilson, Murray St., 2009	0	4	4
	Russell Wilson, Gardner-Webb, 2009	0	4	4
	Russell Wilson, Pittsburgh, 2009	0	4	4
	Russell Wilson, Maryland, 2009	1	3	4
	Russell Wilson, UNC, 2009	0	4	4

## FRESHMAN

1.	Philip Rivers, Indiana, 2000	0	5	5
	T.A. McLendon, Texas Tech, 2002	5	0	5
3.	Philip Rivers, Duke, 2000	1	3	4
	Ted Brown, Clemson, 1975	4	0	4

## FIELD GOALS MADE

## SENIOR

Rk.	Name, Opp., Year	No.
1.	Steve Videtich, Maryland, 1994	4
	Steven Hauschka, Miami, 2007	4

## JUNIOR

1.	Marc Primanti, Ga. Tech, 1995	4
	Damon Hartman, UNC, 1990	4

## SOPHOMORE

1.	Nathan Ritter, E. Carolina, 1978	5
2.	Adam Kiker, Maryland, 2001	4
	Bryan Carter, Duke, 1987	4

## FRESHMAN

1.	Damon Hartman, Wake Forest, 1988	4
----	----------------------------------	---

## PATs

## SENIOR

1.	Adam Kiker, Kansas, 2003	8-8
----	--------------------------	-----

## JUNIOR

1.	Austin Herbert, Navy, 2002	8-9
	Austin Herbert, UMass, 2002	8-8
3.	Marc Primanti, Wake Forest, 1995	7-7
	Ron Sewell, Wake Forest, 1973	7-7

## SOPHOMORE

1.	Niklas Sade, The Citadel, 2012	7-7
	John Deraney, East Carolina, 2004	7-7

## FRESHMAN

1.	Niklas Sade, Maryland, 2011	8-8
2.	Damon Hartman, East Tenn. St., 1988	7-7
	Jim Byler, VMI, 1946	7-7

## KICKOFF RETURN YARDAGE

## SENIOR

Rk.	Name, Game, Year	Yds.
1.	Tobais Palmer, Clemson, 2012	277
2.	Tobais Palmer, Vanderbilt, 2012	173
3.	T.J. Graham, Cincinnati, 2011	160

## JUNIOR

1.	Alvis Whitted, Florida State, 1996	174
----	------------------------------------	-----

## SOPHOMORE

1.	T.J. Graham, Duke, 2009	202
2.	Darrell Blackman, Clemson, 2005	161
3.	Greg Golden, Texas Tech, 2002	149

## FRESHMAN

1.	Greg Golden, Pittsburgh, 2001	175
2.	T.J. Graham, South Florida, 2008	163
3.	T.J. Graham, Boston College, 2008	160

## PUNT RETURN YARDAGE

## SENIOR

Rk.	Name, Game, Year	Yds.
1.	Fred Combs, Virginia, 1967	102

## JUNIOR

1.	Ledel George, App. State, 1992	99
2.	Rashard Smith, The Citadel, 2012	83

## SOPHOMORE

1.	Tramain Hall, Maryland, 2003	83
2.	T.J. Graham, Murray State, 2009	74

## FRESHMAN

1.	Darrell Blackman, Florida State, 2004	103
2.	Darrell Blackman, East Carolina, 2004	85

## INTERCEPTIONS

## SENIOR

Rk.	Name, Game, Year	Int.	Yds.	TD
1.	Art Rooney, Wake Forest, 1938	3	NA	NA
	Rod Johnson, Notre Dame, 2002	3	36	0

## JUNIOR

1.	John McRorie, S. Carolina, 1983	3	0	0
2.	Art Rooney, Virginia Tech, 1937	3	NA	NA

## SOPHOMORE

1.	Eric Williams, Duke, 1979	3	19	0
----	---------------------------	---	----	---



## TACKLES

## SENIOR

Rk.	Name,Game, Year	Tkl
1.	Bill Cowher, Clemson, 1978	24
2.	Levar Fisher, North Carolina, 2001	21
3.	Levar Fisher, Wake Forest, 2001	20
	Jason Perry, Ohio, 1998	20
	Vaughan Johnson, East Carolina, 1983	20

## JUNIOR

1.	Dantonio Burnette, Clemson, 2001	24
	Bill Cowher, S. Carolina, 1977	24
3.	Levar Fisher, Maryland, 2000	21

## SOPHOMORE

1.	Clayton White, Ohio, 1998	23
2.	Andre Maddox, Georgia Tech, 2002	20
3.	Pat Teague, Furman, 1984	19

## FRESHMAN

1.	Clayton Henry, Virginia, 1987	16
	Ray Frost, Virginia, 1987	16
3.	David Shelton, North Carolina, 1979	15

## SINGLE SEASON

## PASSING YARDS

## SENIOR

Rk.	Name,Year	Cmp.	Att.	Yds
1.	Philip Rivers, 2003	348	483	4,491
2.	Mike Glennon, 2012	330	564	4,031
3.	Shane Montgomery, 1989	217	395	2,632

## JUNIOR

1.	Russell Wilson, 2010	308	527	3,563
2.	Philip Rivers, 2002	262	418	3,353
3.	Jamie Barnette, 1998	193	377	3,169

## SOPHOMORE

1.	Philip Rivers, 2001	240	368	2,586
2.	Jamie Barnette, 1997	171	302	2,378
3.	Russell Wilson, 2009	224	378	3,027

## FRESHMAN

1.	Philip Rivers, 2000	237	441	3,054
2.	Russell Wilson, 2008	150	275	1,955
3.	Jamie Barnette, 1996	102	226	1,594

## PASS COMPLETIONS

## SENIOR

Rk.	Name,Year	Att.	Yds.	Cmp.
1.	Philip Rivers, 2003	483	4,491	348
2.	Mike Glennon, 2012	564	4,031	330
3.	Shane Montgomery, 1989	295	2,632	217

## JUNIOR

1.	Russell Wilson, 2010	527	3,563	308
2.	Mike Glennon, 2011	453	3,054	283
3.	Philip Rivers, 2002	418	3,353	262

## SOPHOMORE

1.	Philip Rivers, 2001	368	2,586	240
2.	Russell Wilson, 2009	378	3,027	224
3.	Jamie Barnette, 1997	302	2,378	171

## FRESHMAN

1.	Philip Rivers, 2000	441	3,054	237
2.	Russell Wilson, 2008	275	1,955	150
3.	Jamie Barnette, 1996	226	1,594	102

## PASSING ATTEMPTS

## SENIOR

Rk.	Name,Year	Cmp.	Yds.	Att.
1.	Mike Glennon, 2012	330	4,031	564
2.	Philip Rivers, 2003	348	4,491	483
3.	Shane Montgomery, 1989	217	2,632	395

## JUNIOR

1.	Russell Wilson, 2010	308	3,563	527
2.	Mike Glennon, 2011	283	3,054	453
3.	Philip Rivers, 2002	262	3,353	418

## SOPHOMORE

1.	Russell Wilson, 2009	224	3,027	378
2.	Philip Rivers, 2001	240	2,586	368
	Daniel Evans, 2006	163	1,843	307

## FRESHMAN

1.	Philip Rivers, 2000	237	3,054	441
2.	Russell Wilson, 2008	150	1,955	275
3.	Jamie Barnette, 1996	102	1,594	226

## TOUCHDOWN PASSES

## SENIOR

Rk.	Name,Year	TD
1.	Philip Rivers, 2003	34
2.	Mike Glennon, 2012	31
3.	Terry Harvey, 1995	16
	Shane Montgomery, 1989	16

## JUNIOR

1.	Mike Glennon, 2011	31
2.	Russell Wilson, 2010	28
3.	Philip Rivers, 2002	20

## SOPHOMORE

1.	Russell Wilson, 2009	31
2.	Jamie Barnette, 1997	19
3.	Philip Rivers, 2001	16

## FRESHMAN

1.	Philip Rivers, 2000	25
2.	Russell Wilson, 2008	17
3.	Jamie Barnette, 1996	9

## YARDS PER COMPLETION

(min. 50 completions)

## SENIOR

Rk.	Name,Year	Yds.	Cmp.	Avg.
1.	Johnny Evans, 1977	1,357	93	14.59
2.	Scott Smith, 1979	1,093	75	14.57
3.	Jamie Barnette, 1999	2,320	171	13.57

## JUNIOR

1.	Bruce Shaw, 1972	1,708	91	18.77
2.	Jamie Barnette, 1998	3,169	193	16.42
3.	Scott Smith, 1978	741	50	14.82

## SOPHOMORE

1.	Dave Buckey, 1973	762	53	14.38
2.	Terry Harvey, 1993	1,837	131	14.02
3.	Jamie Barnette, 1997	2,378	171	13.91

## FRESHMAN

1.	Jamie Barnette, 1996	1,594	102	15.63
2.	Russell Wilson, 2008	1,955	150	13.03
3.	Philip Rivers, 2000	3,054	237	12.89

## YARDS PER ATTEMPT

(min. 100 attempts)

## SENIOR

Rk.	Name,Year	Yds.	Att.	Avg.
1.	Philip Rivers, 2003	4,491	483	9.3
2.	Scott Smith, 1979	1,093	138	7.92
3.	Terry Jordan, 1992	1,963	256	7.66

## JUNIOR

1.	Bruce Shaw, 1972	1,705	175	9.76
2.	Dave Buckey, 1974	1,481	162	9.14
3.	Jamie Barnette, 1998	3,169	377	8.41

## SOPHOMORE

1.	Russell Wilson, 2009	3,027	378	8.0
2.	Jamie Barnette, 1997	2,378	302	7.87
3.	Terry Harvey, 1993	1,837	235	7.82

## FRESHMAN

1.	Russell Wilson, 2008	1,955	275	7.11
2.	Jamie Barnette, 1996	1,594	226	7.05
3.	Philip Rivers, 2000	3,054	237	6.93

## COMPLETION PERCENTAGE

(min. 50 attempts)

## SENIOR

Rk.	Name,Year	Cmp.	Att.	Pct.
1.	Philip Rivers, 2003	348	483	.720
2.	Terry Jordan, 1992	164	256	.640
3.	Jay Davis, 2005	108	180	.600

## JUNIOR

1.	Dave Buckey, 1974	105	162	.648
2.	Philip Rivers, 2002	262	418	.627
3.	Mike Glennon, 2011	283	453	.625

## SOPHOMORE

1.	Philip Rivers, 2001	240	368	.652
2.	Roman Gabriel, 1959	81	134	.604
3.	Russell Wilson, 2009	224	378	.592

## FRESHMAN

1.	Dave Buckey, 1972	36	60	.600
2.	Jose Laureano, 1995	28	50	.560
3.	Russell Wilson, 2008	150	275	.545

## RUSHING YARDS

## SENIOR

Rk.	Name, Year	Att.	Yds.
1.	Ted Brown, 1978	302	1,350
2.	Anthony Barbour, 1992	199	1,204
3.	Stan Fritts, 1974	245	1,169

## JUNIOR

1.	Ted Brown, 1977	218	1,251
2.	Joe McIntosh, 1983	217	1,081
3.	Vince Evans, 1984	198	883

## SOPHOMORE

1.	Ted Brown, 1976	198	1,088
2.	Willie Burden, 1971	227	910
3.	Toney Baker, 2006	157	688

## FRESHMAN

1.	Joe McIntosh, 1981	222	1,190
2.	T.A. McLendon, 2002	245	1,101
3.	Ted Brown, 1975	142	913

## RUSHING YARDS PER ATTEMPT

(min. 85 rushes)

## SENIOR

Rk.	Name, Year	Att.	Yds.	Avg.
1.	Willie Burden, 1973	150	1,014	6.8
2.	Anthony Barbour, 1992	199	1,204	6.1
3.	Tremayne Stephens, 1997	204	1,142	5.6

## JUNIOR

1.	Anthony Barbour, 1991	124	769	6.2
2.	Ted Brown, 1977	218	1,251	5.7
3.	Joe McIntosh, 1983	217	1,081	5.0

## SOPHOMORE

1.	Dick Christy, 1955	85	602	7.1
2.	Ted Brown, 1976	198	1,088	5.5
3.	Andre Brown, 2006	124	658	5.3

## FRESHMAN

1.	Ted Brown, 1975	142	913	6.4
2.	Tremayne Stephens, 1994	125	791	6.3
3.	Joe McIntosh, 1981	217	1,190	5.4

## RUSHING ATTEMPTS

## SENIOR

Rk.	Name, Year	Yds.	Att.
1.	Ted Brown, 1978	1,350	302
2.	Stan Fritts, 1974	1,169	245
3.	Tremayne Stephens, 1997	1,142	204

## JUNIOR

1.	Ted Brown, 1977	1,251	218
2.	Joe McIntosh, 1983	1,081	217
3.	Vince Evans, 1984	883	198

## SOPHOMORE

1.	Willie Burden, 1971	910	227
2.	Ted Brown, 1976	1,088	198
3.	Jamelle Eugene, 2007	667	172
4.	Toney Baker, 2006	688	157

## FRESHMAN

1.	T.A. McLendon, 2002	1,101	245
2.	Joe McIntosh, 1981	1,190	222
3.	Shadrach Thornton, 2012	694	154
	Ray Robinson, 1998	822	154

## RUSHING TOUCHDOWNS

## SENIOR

Rk.	Name, Year	TD
1.	Scott Smith, 1979	13
2.	Stan Fritts, 1974	12
3.	Ted Brown, 1978	11

## JUNIOR

1.	Ted Brown, 1977	13
	Stan Fritts, 1973	13

## SOPHOMORE

1.	Stan Fritts, 1972	16
2.	Ted Brown, 1976	13

## FRESHMAN

1.	T.A. McLendon, 2002	18
2.	Ted Brown, 1975	12
3.	Ray Robinson, 1998	10

## 100-YARD RUSHING GAMES

## SENIOR

Rk.	Name, Year	No. of Games
1.	Ted Brown, 1978	7
2.	Tremayne Stephens, 1997	6
	Stan Fritts, 1974	6

## JUNIOR

1.	Ted Brown, 1977	9
2.	Joe McIntosh, 1983	6
3.	Tremayne Stephens, 1996	4

## SOPHOMORE

1.	Ted Brown, 1976	5
2.	Tremayne Stephens, 1995	4
	Joe McIntosh, 1982	4
	Willie Burden, 1971	4

## FRESHMAN

1.	Joe McIntosh, 1981	7
2.	Ted Brown, 1975	6
3.	T.A. McLendon, 2002	5
	Tremayne Stephens, 1994	5

## RECEPTIONS

## SENIOR

Rk.	Name, Year	Yds.	Rec.
1.	Torry Holt, 1998	1,604	88
2.	Jerricho Cotchery, 2003	1,369	86
3.	Owen Spencer, 2010	912	60

## JUNIOR

1.	Jerricho Cotchery, 2002	1,192	67
2.	Torry Holt, 1997	1,099	62
3.	Chris Coleman, 1998	876	52

## SOPHOMORE

1.	Tramain Hall, 2003	799	69
2.	Koren Robinson, 2000	1,061	62
3.	Eddie Goines, 1992	590	46

## FRESHMAN

1.	Koren Robinson, 1999	853	48
2.	T.A. McLendon, 2002	354	42
3.	Mustafa Greene, 2010	272	30

## YARDS PER CATCH

(min. 20 catches)

## SENIOR

Rk.	Name, Year	Rec.-Yds.	TD	Avg.
1.	Pat Kenney, 1972	38-832	5	21.89
2.	Brian Clark, 2005	25-537	6	21.48
3.	Elijah Marshall, 1977	20-418	2	20.90

## JUNIOR

1.	Owen Spencer, 2009	30-765	6	25.50
2.	Eddie Goines, 1993	48-928	10	19.33
3.	Jerricho Cotchery, 2002	67-1192	7	17.79

## SOPHOMORE

1.	Owen Spencer, 2008	31-691	5	22.29
2.	Mike Stultz, 1971	24-481	4	20.04
3.	Nasrallah Worthen, 1985	26-505	2	19.42

## FRESHMAN

1.	Koren Robinson, 1999	48-853	2	17.77
2.	Sterling Hicks, 2001	12-199	1	16.58
3.	Chris Corders, 1987	20-268	2	13.40

## TOUCHDOWN RECEPTIONS

## SENIOR

Rk.	Name, Year	TD Rec.
1.	Torry Holt, 1998	11
2.	Jerricho Cotchery, 2003	10
3.	Nasrallah Worthen, 1988	7

## JUNIOR

1.	Torry Holt, 1997	16
2.	Jarvis Williams, 2009	11
3.	Eddie Goines, 1993	10

## SOPHOMORE

1.	Koren Robinson, 2000	13
2.	Bryan Underwood, 2012	10
3.	Tramain Hall, 2003	7

## FRESHMAN

1.	David Davis, 1982	3
2.	Bryan Peterson, 1999	2
	Koren Robinson, 1999	2
	Chris Corders, 1987	2
	Donald Bowens, 2006	2
	Mustafa Greene, 2010	2
	Bryan Underwood, 2011	2

## RECEPTION YARDS

## SENIOR

Rk.	Name, Year	Rec.	Yards
1.	Torry Holt, 1998	88	1,604
2.	Jerricho Cotchery, 2003	86	1,369
3.	Owen Spencer, 2010	60	912

## JUNIOR

1.	Jerricho Cotchery, 2002	67	1,192
2.	Torry Holt, 1997	62	1,099
3.	Eddie Goines, 1993	48	928

## SOPHOMORE

1.	Koren Robinson, 2000	62	1,061
2.	Tramain Hall, 2003	69	799
3.	Owen Spencer, 2008	31	691

## FRESHMAN

1.	Koren Robinson, 1999	48	853
2.	T.A. McLendon, 2002	42	354
3.	Chris Coleman, 1996	15	284

## 100-YARD RECEIVING GAMES

## SENIOR

Rk.	Name, Year	100-Yard Games
1.	Torry Holt, 1998	8
2.	Jerricho Cotchery, 2003	7
3.	Mike Guffie, 1995	4
	Nasrallah Worthen, 1988	4
	T.J. Graham, 2011	4

## JUNIOR

1.	Jerricho Cotchery, 2002	7
2.	Torry Holt, 1997	5
	Eddie Goines, 1993	5

## SOPHOMORE

1.	Koren Robinson, 2000	9
2.	Tramain Hall, 2003	3
3.	Bryan Underwood, 2012	2
	Nasrallah Worthen, 1986	2

## FRESHMAN

1.	Koren Robinson, 1999	5
----	----------------------	---

2. Reggie Lawrence, 1989	1
Don Buckey, 1972	1
Bryan Underwood, 2011	1

## TOTAL OFFENSE

SENIOR			
Rk.	Name, Year	Rush	Pass Total
1.	Philip Rivers, 2003	109	4,491 4,600
2.	Mike Glennon, 2012	-164	4,031 3,867
3.	Shane Montgomery, 1989	-52	2,632 2,580
JUNIOR			
1.	Russell Wilson, 2010	435	3,563 3,998
2.	Philip Rivers, 2002	100	3,353 3,453
3.	Mike Glennon, 2011	-110	3,054 2,944
SOPHOMORE			
1.	Russell Wilson, 2009	260	3,207 3,287
2.	Philip Rivers, 2001	-26	2,586 2,560
3.	Jamie Barnette, 1997	78	2,378 2,456
FRESHMAN			
1.	Philip Rivers, 2000	-85	3,054 2,969
2.	Russell Wilson, 2008	388	1,955 2,343
3.	Jamie Barnette, 1996	63	1,594 1,657

## YARDS PER PLAY

(min. 150 plays)

SENIOR			
Rk.	Name, Year	Yards	Plays Yds/Play
1.	Philip Rivers, 2003	4,600	561 8.20
2.	Willie Burden, 1973	1,020	150 6.80
3.	Terry Harvey, 1995	2,091	331 6.31
JUNIOR			
1.	Philip Rivers, 2002	3,453	475 7.27
2.	Bruce Shaw, 1972	1,763	249 7.08
3.	Shane Montgomery, 1988	1,496	214 6.99
SOPHOMORE			
1.	Russell Wilson, 2009	3,287	481 6.8
2.	Terry Harvey, 1993	1,824	281 6.49
3.	Jamie Barnette, 1997	2,456	379 6.48
FRESHMAN			
1.	Russell Wilson, 2008	2,343	391 5.99
2.	Philip Rivers, 2000	2,967	514 5.77
3.	Jamie Barnette, 1996	1,657	301 5.51

## ALL PURPOSE YARDS

SENIOR					
RK.	Name, Year	Run	Rec	KR PR	Total
1.	Torry Holt, 1998	102	1604	0 273	1,979
2.	Tobais Palmer, 2012	60	781	1130 0	1,971
3.	T.J. Graham, 2011	-5	757	986 195	1,933
JUNIOR					
1.	Ted Brown, 1977	1251	164	0 0	1,415
2.	Joe McIntosh, 1981	1190	215	0 0	1,296
3.	Torry Holt, 1997	6	1099	0 162	1,267
SOPHOMORE					
1.	Koren Robinson, 2000	95	1061	506 218	1,880
2.	Ted Brown, 1976	1088	239	0 0	1,327
3.	Tramain Hall, 2003	142	799	202 160	1,303
FRESHMAN					
1.	T.A. McLendon, 2002	1,102	354	0 0	1,455
2.	T.J. Graham, 2008	3	251	1028 123	1,405
3.	Joe McIntosh, 1981	1190	97	0 0	1,287

## TOUCHDOWNS SCORED

SENIOR		
Rk.	Name, Year	TD
1.	Scott Smith, 1979	13
	Ronald Hooks, 1974	13
	Dick Christy, 1957	13
JUNIOR		
1.	Torry Holt, 1997	16
2.	Ted Brown, 1977	14
3.	Stan Fritts, 1973	13
SOPHOMORE		
1.	Koren Robinson, 2000	14
2.	Ted Brown, 1976	13
3.	T.A. McLendon, 2003	11
FRESHMAN		
1.	T.A. McLendon, 2002	18
2.	Ted Brown, 1975	13
3.	Ray Robinson, 1998	10

## POINTS SCORED

SENIOR		
Rk.	Name, Year	Pts.
1.	Josh Czajkowski, 2010	102
2.	Adam Kiker, 2003	92
3.	Marc Primanti, 1996	84
JUNIOR		
1.	Torry Holt, 1997	98
2.	Ted Brown, 1977	84
3.	Mike Cofer, 1984	78
	Stan Fritts, 1973	78
SOPHOMORE		
1.	Stan Fritts, 1972	106
2.	Koren Robinson, 2000	84
	Damon Hartman, 1989	84
FRESHMAN		
1.	T.A. McLendon, 2002	108
2.	Niklas Sade, 2011	79
3.	Ted Brown, 1975	78

## TOUCHDOWN RESPONSIBILITY

SENIOR				
Rk.	Name, Game, Year	Run	Pass	TD
1.	Philip Rivers, 2003	3	34	37
2.	Mike Glennon, 2012	2	31	33
3.	Terry Harvey, 1995	3	16	19
	Erik Kramer, 1986	5	14	19
JUNIOR				
1.	Russell Wilson, 2010	9	28	37
2.	Mike Glennon, 2011	1	31	32
3.	Philip Rivers, 2002	10	20	30
SOPHOMORE				
1.	Russell Wilson, 2009	4	31	35
2.	Jamie Barnette, 1997	3	19	22
3.	Philip Rivers, 2001	2	16	18
FRESHMAN				
1.	Philip Rivers, 2000	2	25	27
2.	Russell Wilson, 2008	4	17	21
3.	T.A. McLendon, 2002	18	0	18

## FIELD GOALS MADE

SENIOR		
Rk.	Name, Year	No.
1.	Marc Primanti, 1996	20-20
	Josh Czajkowski, 2010	20-26
2.	Steve Videtich, 1994	16-18
3.	Steven Hauschka, 2007	16-18
JUNIOR		
1.	Mike Cofer, 1984	18-23
2.	Gerald Warren, 1967	17-22
3.	John Deraney, 2005	15-20
SOPHOMORE		
1.	Damon Hartman, 1989	19-28
2.	Nathan Ritter, 1978	17-19
3.	Josh Czajkowski, 2008	16-19
FRESHMAN		
1.	Niklas Sade, 2011	11-16
2.	Damon Hartman, 1988	8-13
	Mike Cofer, 1982	8-14

## PAT PERCENTAGE

SENIOR			
Rk.	Name, Year	Md.-At.	Pct.
1.	Chris Hensler, 1997	39-39	1.000
	Marc Primanti, 1996	24-24	1.000
	Danny Deskevich, 1998	29-29	1.000
	Jay Sherrill, 1977	28-28	1.000
	Harold Deters, 1966	19-19	1.000
JUNIOR			
1.	John Deraney, 2005	28-28	1.000
	Gerald Warren, 1967	19-19	1.000
	Josh Czajkowski, 2009	44-44	1.000
SOPHOMORE			
1.	Steve Videtich, 1992	38-38	1.000
	John Deraney, 2004	29-29	1.000
3.	Damon Hartman, 1989	27-28	.964
FRESHMAN			
1.	Damon Hartman, 1988	27-27	1.000
2.	Niklas Sade, 2011	46-47	.978
2.	Bryan Carter, 1982	4-5	.800

## PATs

SENIOR		
Rk.	Name, Year	Att. Md.
1.	Adam Kiker, 2003	59 56
2.	Josh Czajkowski, 2010	43 42
3.	Chris Hensler, 1997	39 39
JUNIOR		
1.	Ron Sewell, 1973	48 41
2.	Josh Czajkowski, 2009	44 44
3.	Austin Herbert, 2002	43 38
SOPHOMORE		
1.	Niklas Sade, 2012	46 44
2.	Ron Sewell, 1972	40 42
3.	Steve Videtich, 1992	38 38
FRESHMAN		
1.	Niklas Sade, 2011	47 46
1.	Damon Hartman, 1988	27 27
2.	Mike Cofer, 1982	22 18

## KICKOFF RETURN YARDAGE

SENIOR				
Rk.	Name, Year	Att.	Avg.	Yards
1.	Tobais Palmer, 2012	44	25.7	1,130
2.	T.J. Graham, 2011	44	22.4	986
3.	Bobby Hall, 1968	29	24.9	721
JUNIOR				
1.	Ralph Stringer, 1975	27	25.0	676
2.	T.J. Graham, 2010	29	19.5	565
3.	Darrell Blackman, 2006	19	28.9	549
SOPHOMORE				
1.	Ronald Hooks, 1972	27	22.8	615
2.	Darrell Blackman, 2005	20	29.1	582
3.	T.J. Graham, 2009	23	25.0	574
FRESHMAN				
1.	T.J. Graham, 2008	41	25.1	1,028
2.	Chris Williams, 1987	33	21.1	695
3.	Ledel George, 1990	22	21.8	480

## KICKOFF RETURN AVERAGE

(min. 10 returns)

SENIOR				
Rk.	Name, Year	Att.	Avg.	Yards
1.	Tobais Palmer, 2012	44	1,130	25.7
	Ralph Stringer, 1977	19	488	25.7
3.	Gary Rowe, 1966	20	505	25.3
JUNIOR				
1.	Darrell Blackman, 2006	19	549	28.9
2.	Anthony Barbour, 1991	13	361	27.8
3.	Ed Mooney, 1949	12	327	27.3
SOPHOMORE				
1.	George Marinkov, 1954	13	459	35.3
2.	Lamont Reid, 2002	14	424	30.3
3.	Darrell Blackman, 2005	20	582	29.1
FRESHMAN				
1.	Rahshon Spikes, 1996	12	318	26.5
2.	Ralph Stringer, 1973	11	281	25.5
3.	Alvis Whitted, 1994	18	452	25.1
	T.J. Graham, 2008	41	1,028	25.1

## PUNT RETURN YARDAGE

SENIOR				
Rk.	Name, Year	Att.	Avg.	Yards
1.	Fred Combs, 1967	24	18.1	434
2.	Darrell Blackman, 2007	26	12.4	322
3.	Torry Holt, 1998	20	13.6	273
JUNIOR				
1.	Rashard Smith, 2012	34	9.3	316
2.	Mike Sultz, 1972	18	13.3	239
3.	Ledel George, 1992	21	11.3	238
SOPHOMORE				
1.	Koren Robinson, 2000	20	25.3	506
2.	Ledel George, 1991	40	8.2	328
3.	Jack Whitley, 1968	21	14.8	311
FRESHMAN				
1.	Ledel George, 1990	22	21.8	480
2.	Troy Russell, 1986	19	22.8	434

## PUNT RETURN AVERAGE

(min. 10 returns)

SENIOR				
Rk.	Name, Year	Att.	Yards	Avg.
1.	Fred Combs, 1967	24	434	18.1
2.	Torry Holt, 1998	20	273	13.6
3.	Joe Scarpati, 1963	15	198	13.2
JUNIOR				
1.	Alex Webster, 1951	11	195	17.7
2.	Torry Holt, 1997	12	162	13.5
3.	Mike Stultz, 1972	18	239	13.3
SOPHOMORE				
1.	Alex Webster, 1950	14	276	19.7
2.	Koren Robinson, 2000	14	218	15.6
3.	Jack Whitley, 1968	21	311	14.8
FRESHMAN				
1.	Darrell Blackman, 2004	12	214	17.8
2.	Ledel George, 1990	39	428	11.0
3.	Tony Scott, 1996	17	165	9.7

## INTERCEPTIONS

SENIOR							
Rk.	Name, Year	Yds.	Avg.	TD	Int.		
1.	Art Rooney, 1938	NA	NA	NA	8		
2.	Tony Golmont, 1965	86	12.3	0	7		
3.	Derrick Taylor, 1986	164	27.3	1	6		
JUNIOR							
1.	Art Rooney, 1937	NA	NA	NA	8		
2.	Lloyd Harrison, 1998	51	7.3	0	7		
	Eric Williams, 1981	107	13.3	0	7		
	Mike Devine, 1973	49	7.0	0	7		
	Van Walker, 1970	91	13.0	0	7		
SOPHOMORE							
1.	David Amerson	205	15.8	2	13		
2.	Jack Whitley, 1968	116	19.3	1	6		
	Jim O'Rourke, 1949	126	21.0	0	6		
FRESHMAN							
1.	Jesse Campbell, 1988	71	14.2	1	5		

## TACKLES

SENIOR			Tkl
Rk.	Name, Year		
1.	Bill Cowher, 1978		195
2.	Robert Abraham, 1981		183
3.	David Merritt, 1992		167
JUNIOR			
1.	Bill Cowher, 1977		176
2.	Vaughan Johnson, 1982		167
3.	Levar Fisher, 2000		166
SOPHOMORE			
1.	James Walker, 1993		139
2.	Brian Williams, 1999		131
3.	Andre Maddox, 2002		126
FRESHMAN			
1.	Dantonio Burnette, 1999		123
2.	Clayton Henry, 1987		102

## TACKLES FOR LOSS

SENIOR			No.-Yds
Rk.	Name, Year		
1.	Manny Lawson, 2005		21-113
	Tyler Lawrence, 1993		21-91
3.	Nate Irving, 2010		20.5-77
JUNIOR			
1.	Mario Williams, 2005		27.5-101
2.	Stephen Tulloch, 2005		20.5-67
3.	Rickey Dowdy, 2012		16.5-46
SOPHOMORE			
1.	Carl Reeves, 1992		20-135
2.	Simon Gupton, 1977		16-72
	Willie Young, 2007		16-69
FRESHMAN			
1.	John McCargo, 2003		14-40
2.	Mario Williams, 2003		13-44
3.	Edrick Smith, 1998		11-56
	Jesse Campbell, 1988		11-53

## SACKS

SENIOR			No.
Rk.	Name, Year		
1.	Manny Lawson, 2005		11-83
	Tyler Lawrence, 1993		11-73
3.	Mike Jones, 1990		10-55
JUNIOR			
1.	Mario Williams, 2005		14-75
2.	Pat Thomas, 2003		8-53
3.	Frank Bush, 1983		8-81
SOPHOMORE			
1.	Carl Reeves, 1992		10.5-111
2.	Brian Jamison, 1999		6.5-52
	Mario Williams, 2004		6-49
	Willie Young, 2008		6-36
FRESHMAN			
1.	Tyler Lawrence, 1990		7-53
	Art Norman, 2011		7-44
3.	Edrick Smith, 1998		6-39
	Oliver Hoyte, 2002		6-40

## PASSES BROKEN UP

SENIOR			No.
Rk.	Name, Year		
1.	Marcus Hudson, 2005		20
2.	Donnie LeGrande, 1981		19
3.	Tony Scott, 1999		18
	Joe Johnson, 1990		18
JUNIOR			
1.	Lloyd Harrison, 1998		23
2.	Michael Brooks, 1987		14
3.	Mike Reid, 1992		13
	Joe Johnson, 1989		13
	DaJuan Morgan, 2007		13
SOPHOMORE			
1.	Tony Scott, 1997		18
2.	Mike Reid, 1991		14
FRESHMAN			
1.	Jesse Campbell, 1988		11
2.	Joe Johnson, 1987		10



## WINNING PERCENTAGE

1.	1907	.929	6-0-1
2.	1927	.900	9-1-0
3.	1913	.857	6-1-0
	1909	.857	6-1-0
	1908	.857	6-1-0
6.	1967	.818	9-2-0
7.	1957	.800	7-1-2
8.	1974	.792	9-2-1
9.	2002	.786	11-3-0
10.	1944	.778	7-2-0
	1919	.778	7-2-0
12.	1994	.750	9-3-0
	1991	.750	9-3-0
	1978	.750	9-3-0
	1973	.750	9-3-0

## WINS

1.	2002	11-3-0
2.	2010	9-4-0
	1994	9-3-0
	1992	9-3-1
	1991	9-3-0
	1978	9-3-0
	1974	9-2-1
	1973	9-3-0
	1967	9-2-0
	1927	9-1-0
11.	2011	8-5-0
	2003	8-5-0
	2000	8-4-0
	1988	8-3-1
	1986	8-3-1
	1977	8-4-0
	1972	8-3-1
	1963	8-3-0
	1946	8-3-0

## RUSHING ATTEMPTS

1.	1979	672
2.	1978	667
3.	1977	618
4.	1972	604
5.	1973	603
6.	1974	592
7.	1975	583
8.	1976	575
9.	1980	574
10.	1968	566

## RUSHING YARDS

1.	1973	2,995
2.	1977	2,754
3.	1974	2,713
4.	1976	2,553
5.	1979	2,496
6.	1972	2,472
7.	1978	2,471
8.	1992	2,464
9.	1975	2,397
10.	1980	2,376

## RUSHING YARDS/GAME

1.	1973	272.3
2.	1977	250.4
3.	1974	246.6
4.	1976	232.1
5.	1979	226.9
6.	1972	224.7
7.	1978	224.6
8.	1975	217.9
9.	1980	216.0
10.	1981	211.2

## PASS COMPLETIONS

1.	2003	357
2.	2012	330
3.	2010	319
4.	2011	291
5.	2007	281
6.	2002	273
7.	2009	248
	2001	248
9.	2000	242
10.	1989	234
11.	1985	213
12.	1998	210
13.	2008	197

## PASS ATTEMPTS

1.	2012	569
2.	2010	545
3.	2007	502
4.	2003	496
5.	2011	466
6.	2000	455
7.	2002	447
8.	1989	433
9.	2009	432
10.	1998	405
11.	2008	392
12.	2001	385
	1985	385
14.	2006	379
15.	1999	358
16.	1993	349

## PASSING YARDS

1.	2003	4,580
2.	2012	4,031
3.	2010	3,655
4.	2002	3,468
5.	1998	3,401
6.	2009	3,275
7.	2000	3,218
8.	2011	3,120
9.	2007	2,948
10.	1985	2,845
11.	1989	2,798
12.	2001	2,712
13.	2008	2,678
14.	1993	2,672
15.	1999	2,537
16.	1995	2,467

## PASSING YARDS/GAME

1.	2003	352.3
2.	2012	310.1
3.	1998	309.2
4.	2000	292.5
5.	2010	281.2
6.	2009	272.9
7.	1985	258.6
8.	1989	254.4
9.	2002	247.7
10.	2001	246.5
11.	2007	245.7
12.	1993	242.9
13.	2011	240.0
14.	1995	224.3
15.	1997	222.5

## COMPLETION PERCENTAGE

1.	2003	.720
2.	2001	.644
3.	2011	.624
4.	1992	.614
5.	2002	.611
6.	1974	.613
7.	1983	.590
8.	2009	.589
9.	2010	.585
10.	2012	.580
11.	1994	.575
12.	1997	.568
13.	1960	.565
14.	2007	.560
15.	1993	.559

## TOTAL PLAYS

1.	2012	1,040
2.	2010	1,006
3.	2002	969
4.	2011	914
5.	2003	888
6.	1989	880
7.	2007	857
8.	1972	846
9.	1992	845
10.	2009	840
11.	1983	837
12.	2008	834
13.	1980	831
14.	1977	828
15.	1978	822

## YARDS/PLAY

1.	2003	6.6
2.	1998	6.0
3.	1993	5.8
4.	1997	5.7
	1974	5.7
	2002	5.7
7.	2009	5.6
	1992	5.6
	1972	5.6
10.	1994	5.5
	1973	5.5

## TOTAL YARDS

1.	2003	5,891
2.	2002	5,485
3.	2012	5,475
4.	2010	5,258
5.	1998	4,871
6.	1972	4,758
7.	1992	4,737
8.	2009	4,726
9.	1973	4,509
10.	2011	4,483
11.	1974	4,467
12.	1989	4,444
13.	1997	4,414
14.	1993	4,368

## YARDS/GAME

1.	2003	453.2
2.	1998	442.8
3.	1972	432.5
4.	2012	421.2
5.	1973	409.9
6.	1974	406.1
7.	2010	404.5
8.	1989	404.4
9.	1997	401.3
10.	1993	397.1
11.	2000	396.2
12.	1992	394.7

## POINTS

1.	2003	489
2.	2002	460
3.	2010	414
4.	1972	409
5.	1973	396
6.	2011	367
7.	2012	365
8.	2009	364
9.	1998	343
10.	2000	341
11.	1992	335
12.	1986	328
13.	1997	325
14.	1974	317

## POINTS/GAME

1.	2003	37.6
2.	1972	34.1
3.	1973	33.0
4.	2002	32.8
5.	2010	31.8
6.	2000	31.0
7.	2009	30.3
8.	1997	29.5
9.	2012	28.0
10.	1974	26.4
11.	1998	28.5
12.	2011	28.2
13.	2001	27.3
	1986	27.3

**PUNT RETURN AVERAGE**

1.	1967	16.2
2.	1968	14.1
3.	2000	13.5
4.	1971	13.4
5.	2007	13.2
6.	1961	12.7
7.	1998	12.5
8.	1962	12.4
9.	2012	12.0
10.	1997	11.2
11.	1958	11.1
	1970	11.1

**KICKOFF RETURN AVERAGE**

1.	1957	27.2
2.	2002	24.9
3.	1991	23.9
4.	1975	23.8
5.	2012	23.6
6.	2004	23.4
7.	2008	23.1
8.	1968	23.0
	1960	23.0
10.	2000	22.9
	1953	22.9
12.	1954	22.5

**FIRST DOWNS**

1.	2003	311
2.	2010	303
3.	2012	284
4.	2002	281
5.	2009	266
6.	1972	257
7.	1992	253
8.	1989	252
9.	1974	242
10.	2011	239
11.	1993	234
12.	1998	231
	1977	231
14.	1973	230

**POINTS/GAME ALLOWED**

1.	1932	3.2
2.	1947	6.3
3.	1957	6.7
4.	1933	6.9
5.	1944	7.0
6.	1935	7.6
	1936	7.6
8.	1938	9.1
9.	1945	9.2
10.	1963	9.7

**TURNOVERS**

1.	2001	13
2.	2003	19
3.	2000	20
4.	2010	22
5.	2006	23
6.	1999	24

	2002	24
	2005	24
9.	2011	25
	2009	25
11.	1984	26
12.	1963	26
	1961	26

**INTERCEPTIONS BY**

1.	2011	27
2.	1965	23
	1948	23
4.	1988	21
5.	1978	20
6.	1998	19
	1981	19
8.	1992	18
	1991	18
	1983	18
	2008	18
12.	1990	17

**TURNOVERS FORCED**

1.	1977	65
2.	1970	59
3.	1971	54
4.	1988	52
5.	1989	50
6.	1987	49
	1984	49
8.	1978	48
9.	1986	46
10.	1974	45

**TOTAL PLAYS ALLOWED**

1.	1948	489
2.	1959	575
3.	1958	611
4.	1962	615
5.	1957	622
6.	1955	630
7.	1966	637
8.	1960	642
9.	1963	647
10.	1964	660

**TOTAL OFFENSE ALLOWED**

1.	1947	1,518
2.	1957	2,364
3.	2004	2,435
4.	1960	2,517
5.	1965	2,545
6.	1959	2,562
7.	1962	2,672
8.	1958	2,692
9.	1963	2,693
10.	1961	2,712

**YARDS/GAME ALLOWED**

1.	1946	161.4
2.	2004	221.4
3.	1957	236.4
4.	1960	251.7
5.	1965	254.5

6.	1967	255.4
7.	1959	256.2
8.	1988	264.3
9.	1962	267.2
10.	1958	269.2

**YARDS/PLAY ALLOWED**

1.	1962	2.3
2.	2004	3.5
3.	1965	3.7
	1988	3.7
5.	1990	3.9
6.	1957	3.8
7.	1960	3.9
8.	1969	4.0
9.	1961	4.1
	1967	4.1

**RUSHING ATTEMPTS BY OPP.**

1.	2001	355
2.	1946	358
3.	1991	381
4.	1994	408
5.	1997	409
6.	1962	421
7.	1959	422
8.	2009	425
9.	1966	426
10.	1965	426
11.	2004	429

**RUSHING YARDS ALLOWED**

1.	1946	946
2.	1988	1,140
3.	1990	1,206
4.	2001	1,228
5.	1965	1,254
6.	2004	1,309
7.	1991	1,349
8.	1962	1,408
9.	1966	1,409
10.	1997	1,432

**RUSH YDS/GAME ALLOWED**

1.	1988	103.6
2.	2005	107.2
3.	1990	109.6
4.	2001	111.6
5.	2004	119.0
6.	1991	122.6
7.	1965	125.4
8.	1967	128.1
9.	1997	130.2
10.	2011	131.2
11.	1994	135.7

**YARDS/RUSH ALLOWED**

1.	1988	2.5
2.	2004	2.6
3.	1990	2.8
	2005	2.8
5.	1967	3.1
6.	1989	3.2

	1956	3.2
8.	2002	3.3
	1969	3.3
	1966	3.3
	1962	3.3

**PASS ATTEMPTS ALLOWED**

1.	1947	86
2.	1956	95
3.	1959	133
4.	1954	138
5.	1955	138
6.	1957	140
7.	1958	142
8.	1961	143
9.	1975	144
10.	1960	156

**PASS COMPLETIONS ALLOWED**

1.	1947	39
2.	1956	44
3.	1955	57
4.	1957	61
5.	1959	62
6.	1975	64
7.	1954	66
8.	1961	69
9.	1960	70
10.	1958	77

**PASSING YARDS ALLOWED**

1.	1947	354
2.	1956	530
3.	1975	775
4.	1961	784
5.	1960	802
6.	1954	836
7.	1957	838
8.	1955	908
9.	1963	923
10.	1959	980

**OPPONENT COMPLETION %**

1.	1955	.413
2.	2004	.434
3.	1957	.436
	1978	.436
5.	1977	.439
6.	1979	.443
7.	1975	.444
8.	1960	.448
9.	1965	.449
10.	1970	.462

## RUSH ATTEMPTS

Rk	Mark	Opponent	Year
1.	80	vs. East Carolina	1980
2.	78	vs. Virginia	1979
3.	77	vs. North Carolina	1978
4.	72	vs. W. Carolina	1990
	72	vs. Virginia	1978
	72	vs. West Virginia	1979
7.	71	vs. Duke	1979
	71	vs. Maryland	1979
	71	vs. Duke	1980

## RUSHING YARDS

1.	409	vs. Clemson	1975
2.	400	vs. W. Carolina	1990
3.	394	vs. Wake Forest	1981
4.	388	vs. Clemson	1976
5.	376	vs. Maryland	1987
6.	372	vs. Duke	1979
7.	362	vs. App. State	1980
8.	360	vs. Texas Tech	1992
9.	347	vs. Richmond	1981
10.	345	vs. S. Carolina	1982

## RUSHING TOUCHDOWNS

1.	7	vs. W. Carolina	1990
2.	6	vs. Texas Tech	2002
	6	vs. E Tenn. St.	1988
	6	vs. W. Carolina	1988
	6	vs. Wm & Mary	1980
	6	vs. Clemson	1975
	6	vs. Wake Forest	1973
	6	vs. South Carolina	1973
	6	vs. East Carolina	1973
	6	vs. Clemson	1972
	6	vs. South Carolina	1972

## PASS ATTEMPTS

1.	73	vs. Duke	1989
2.	62	vs. Maryland	2010
3.	57	vs. Arkansas St	2000
4.	56	vs. Boston Coll.	2010
	56	vs. Clemson	1989
	56	vs. Wake Forest	2007
7.	55	vs. Florida State	2012
	55	vs. Boston Coll.	2009
	55	vs. Maryland	2011
10.	54	vs. Maryland	1988
	54	vs. Maryland	1986
	54	vs. Clemson	1995
	54	vs. Boston Coll.	2007
14.	53	vs. Wake Forest	2006
	53	vs. Clemson	2012
16.	52	vs. UNC	2012
	52	vs. Indiana	2000
	52	vs. Ohio State	2003
	52	vs. East Carolina	2010

## PASS COMPLETIONS

1.	41	vs. Boston Coll.	2010
1.	38	vs. Wake Forest	2003

	38	vs. Kansas	2003
3.	37	vs. Duke	1989
4.	36	vs. Ohio State	2003
	36	vs. Maryland	2011
6.	35	vs. Vanderbilt	2012
7.	34	vs. W. Carolina	2003
8.	33	vs. Maryland	1988
9.	32	vs. Duke	2000
10.	31	vs. Indiana	2000
	31	vs. Texas Tech	1993
	31	vs. North Carolina	1983
	31	vs. Georgia Tech	2003
	31	vs. Boston Coll.	2009
	31	vs. Maryland	2010

## PASSING YARDS

1.	535	vs. Duke	1989
2.	493	vs. Clemson	2012
3.	481	vs. Kansas	2003
4.	469	vs. Baylor	1998
5.	468	vs. Duke	1987
6.	467	vs. UNC	2012
7.	440	vs. Miami	2012
8.	433	vs. Wake Forest	2003
9.	423	vs. North Carolina	2003
10.	422	vs. Florida State	2003
11.	413	vs. Duke	2000
12.	410	vs. Virginia	2003
13.	403	vs. W. Carolina	2003

## PASSING TOUCHDOWNS

1.	5	vs. Clemson	2012
	5	vs. UNC	2012
	5	vs. Maryland	2011
	5	vs. Florida State	2009
	5	vs. Kansas	2003
	5	vs. Navy	2002
	5	vs. Duke	2001
	5	vs. Clemson	2001
	5	vs. Indiana	2001
	5	vs. Indiana	2000
	5	vs. Florida State	1997
	5	vs. Wake Forest	1995
10.	4	18 times	

## COMP PERCENTAGE

(min. 10 att.)

1.	.960	(24-25)	Ga Tech	1993
2.	.884	(23-26)	N. Carolina	1992
3.	.872	(34-39)	W. Carolina	2003
4.	.863	(19-22)	S. Alabama	2011
5.	.846	(22-26)	Clemson	1990
6.	.833	(25-30)	W. Forest	1995
7.	.829	(29-35)	Virginia	2003
8.	.826	(38-46)	Kansas	2003
9.	.818	(18-22)	Texas Tech	2003
10.	.818	(8-11)	S. Miss.	1960
11.	.813	(26-32)	Ohio	2001
12.	.809	(17-21)	Maryland	1994
13.	.800	(16-20)	Duke	1997
14.	.789	(15-19)	Ga Tech	1984
15.	.782	(18-23)	Virginia	1994

## TOTAL PLAYS

1.	98	vs. Maryland	2010
2.	96	vs. Maryland	2011
3.	95	vs. The Citadel	1983
4.	93	vs. Texas Tech	1993
	93	vs. West Virginia	1979
6.	92	vs. Arkansas St.	2000
	92	vs. Florida State	1997
8.	91	vs. East Carolina	2010
	91	vs. Duke	1989
10.	90	vs. Marshall	1991
	90	vs. Duke	1987
	90	vs. North Carolina	1978
	90	vs. Wake Forest	1976

## TOTAL OFFENSE

1.	664	vs. Miami	2012
2.	653	vs. Kansas	2003
3.	638	vs. Wake Forest	1973
4.	616	vs. West Virginia	1972
5.	615	vs. N. Carolina	2003
6.	605	vs. Duke	1987
7.	597	vs. Clemson	2012
7.	592	vs. W. Carolina	1990
8.	586	vs. Wake Forest	1995
9.	585	vs. Texas Tech	1993
10.	577	vs. N. Carolina	2004
11.	573	vs. Wake Forest	1978

## FIRST DOWNS

1.	38	vs. South Carolina	1961
2.	35	vs. The Citadel	1983
3.	34	vs. Kansas	2003
4.	33	vs. W. Carolina	2003
	33	vs. Maryland	1994
	33	vs. Texas Tech	1993
	33	vs. Wake Forest	1973
8.	32	vs. Maryland	2010
9.	31	vs. Maryland	2009
	31	vs. Miami	1998
	31	vs. Maryland	1993
	31	vs. Wake Forest	1986

## TIME OF POSSESSION

(Back to 1974)

1.	40:52	vs. Clemson	1987
2.	40:26	vs. Florida State	2002
3.	39:56	vs. Maryland	1983
4.	39:16	vs. Wake Forest	1977
5.	38:57	vs. Duke	1997
6.	38:53	vs. W. Carolina	1990
7.	38:49	vs. Wake Forest	1991
8.	38:41	vs. Maryland	1991
9.	38:32	vs. The Citadel	1983
10.	38:21	vs. Wake Forest	1993

## THIRD DOWN CONVERSIONS

(min. 10 att.- Back to 1984)

1.	.800	(8-10)	W. Carolina	2003
2.	.785	(11-14)	Citadel	2012
3.	.769	(10-13)	W. Carolina	1986

4.	.733	(11-15)	MTSU	1989
5.	.706	(12-17)	Wake Forest	1995
	.706	(12-17)	W. Carolina	1990
7.	.700	(14-20)	Ga Tech	1989
	.700	(14-20)	Boston Coll.	2011
9.	.688	(11-16)	Duke	1997
10.	.684	(13-19)	Vanderbilt	2012
11.	.667	(12-18)	Florida St.	2010
	.667	(10-15)	N. Mexico	2002
13.	.647	(11-17)	Clemson	2003
	.647	(11-17)	Maryland	1998
	.647	(11-17)	Syracuse	1997

## TOTAL TOUCHDOWNS

1.	15	vs. Hampton	1919
2.	9	vs. Navy	2002
	9	vs. W. Carolina	1990
	9	vs. Duke	1992
	9	vs. Murray St.	2009
6.	8	vs. Maryland	2011
	8	vs. App. State	1990
	8	vs. Kansas	2003
	8	vs. W. Carolina	2003
	8	vs. Massachusetts	2002
	8	vs. Duke	2001
	8	vs. South Carolina	1973
	8	vs. East Carolina	1973

## RUSHING TOUCHDOWNS

1.	7	vs. W. Carolina	1990
2.	6	vs. Clemson	1972
	6	vs. William & Mary	1980
	6	vs. W. Carolina	1988
	6	vs. East Tenn. St.	1988
6.	6	vs. Texas Tech	2002
7.	5	six times	
		(last vs. Duke, 1997)	

## PUNTS

1.	13	vs. North Carolina	1982
	13	vs. Maryland	1950
3.	12	vs. Penn State	1978
	12	vs. South Carolina	1987
5.	11	vs. Miami	1981
6.	10	vs. UCF	2010
	10	vs. Maryland	1978
	10	vs. Miami	1982
	10	vs. Georgia Tech	1985
	10	vs. Pittsburgh	1985
	10	vs. Georgia Tech	1988
	10	vs. Virginia	1990
	10	vs. Virginia Tech	1991
	10	vs. Texas	1999

## PUNTING YARDS

1.	536	vs. North Carolina	1982
2.	519	vs. South Carolina	1987
3.	514	vs. Penn State	1978
4.	439	vs. Texas	1999
5.	423	vs. Florida State	2004
6.	418	vs. Virginia Tech	1991
7.	415	vs. Connecticut	2003
8.	417	vs. Miami	1981

9.	411	vs. North Carolina	1970
10.	408	vs. Duke	1970

**TOTAL TURNOVERS**

1.	8	vs. SMU	1968
2.	7	vs. Clemson	1995
	7	vs. Louisville	1994
	7	vs. Penn State	1982
	7	vs. Maryland	1981
	7	vs. Wake Forest	1978
	7	vs. Michigan St.	1975
	7	vs. Florida	1970
	7	vs. Kentucky	1970
	7	vs. Florida State	1968
	7	vs. Boston Coll	2007

**PENALTIES**

1.	14	vs. Miami	2012
	14	vs. Ohio State	2004
	14	vs. Clemson	1999
4.	13	vs. Clemson	1982
5.	12	vs. Virginia Tech	2005
	12	vs. Florida State	2002
	12	vs. Clemson	2001
	12	vs. Duke	2000
	12	vs. Pittsburgh	2009
10.	11	10 Times	
		(last vs. USF, 2008)	

**PENALTY YARDS**

1.	121	vs. Ohio State	2004
	121	vs. Clemson	1999
3.	120	vs. The Citadel	1983
4.	118	vs. Clemson	2001
	118	vs. East Carolina	1970
6.	117	vs. North Carolina	1962
7.	115	vs. Wake Forest	1974
8.	109	vs. Wake Forest	1963
	109	vs. Wofford	2007
10.	105	vs. Virginia Tech	2005
	105	vs. Georgia Tech	2003

**PUNT RETURN YARDS**

1.	134	vs. Texas	1999
2.	126	vs. Florida State	2004
3.	123	vs. App. St.	1990
4.	114	vs. East Carolina	1981
5.	110	vs. East Carolina	1970
6.	108	vs. East Carolina	2004
7.	103	vs. Virginia	1990
8.	99	vs. App. St.	1992
9.	94	vs. N. Carolina	1972
10.	92	vs. Virginia	1982

**KICKOFF RETURN YARDS**

1.	314	vs. MTSU	2005
2.	277	vs. Clemson	2012
3.	274	vs. South Florida	2008
4.	256	vs. Boston Coll.	2008
5.	224	vs. Duke	2009
6.	219	vs. East Carolina	1996
7.	216	vs. Pittsburgh	2001

8.	204	vs. Florida State	1996
9.	194	vs. Boston Coll.	2009
10.	181	vs. Clemson	1996
11.	180	vs. East Carolina	1977
12.	178	vs. South Carolina	1973
13.	177	vs. East Carolina	1972

# - indicates neutral site

**THE PACK IN THE AP POLL**

Year	Week of	Rk	Record
------	---------	----	--------

1946	Oct. 7	T-19	2-0
	Oct. 21	12	4-0
	Nov. 4	20	5-1
	Final	18	8-2

1947	Oct. 13	18	2-2
	Dec. 1	16	5-3-1
	Final	17	5-3-1

1956	Sept. 24	20	1-0
------	----------	----	-----

1957	Sept. 30	13	2-0
	Oct. 7	13	3-0
	Oct. 14	12	4-0
	Oct. 21	11	4-0-1
	Oct. 28	10	4-0-2
	Nov. 4	10	5-0-2
	Nov. 11	19	5-1-2
	Nov. 18	20	6-1-2
	Nov. 25	15	7-1-2
	Final	15	7-1-2

Note: From 1961-67, the Associated Press only ranked the top 10 teams.

1967	Oct. 9	9	4-0
	Oct. 16	5	5-0
	Oct. 23	5	6-0
	Oct. 30	4	7-0
	Nov. 6	3	8-0
	Nov. 13	10	8-1

1972	Final	17	8-3-1
------	-------	----	-------

1973	Sept. 10	17	2-0
	Sept. 17	14	2-0
	Sept. 24	19	2-1
	Nov. 12	20	6-3
	Nov. 19	16	7-3
	Nov. 26	16	8-3
	Dec. 3	16	8-3
	Final	16	9-3

1974	Preseason	18	0-0
	Sept. 9	16	0-0
	Sept. 16	15	1-0
	Sept. 23	13	2-0
	Sept. 30	8	3-0
	Oct. 7	11	4-0
	Oct. 14	10	5-0
	Oct. 21	17	5-1
	Nov. 11	16	7-2
	Nov. 18	13	8-2

Nov. 25	13	9-2
Dec. 2	13	9-2
Final	11	9-2-1

1975	Preseason	13	0-0
	Sept. 8	10	1-0

1978	Oct. 2	20	4-0
	Final	18	9-3

1979	Sept. 10	19	1-0
	Sept. 17	19	2-0
	Sept. 24	16	3-0
	Oct. 1	14	4-0
	Oct. 8	17	4-1
	Oct. 15	15	5-1

1986	Oct. 21	20	4-1-1
	Oct. 29	16	5-1-1
	Nov. 4	15	6-1-1
	Nov. 26	19	8-2-1
	Dec. 2	18	8-2-1

1989	Sept. 5	25	1-0
	Sept. 12	19	2-0
	Sept. 19	18	3-0
	Sept. 26	15	4-0
	Oct. 3	14	5-0
	Oct. 10	13	6-0
	Oct. 17	12	6-0

1991	Oct. 1	19	4-0
	Oct. 8	16	5-0
	Oct. 15	11	5-0
	Oct. 22	12	6-0
	Oct. 29	19	6-1
	Nov. 5	18	7-1
	Nov. 12	24	7-2
	Nov. 19	22	8-2
	Nov. 25	21	9-2
	Dec. 2	21	9-2
	Final	24	9-3

1992	Aug. 31	18	1-0
	Sept. 7	19	2-0
	Sept. 14	16	3-0
	Sept. 21	23	3-1
	Sept. 28	21	4-1
	Oct. 5	25	4-2
	Oct. 12	21	5-2
	Oct. 19	23	5-2-1
	Oct. 26	21	6-2-1
	Nov. 2	17	6-2-1
	Nov. 9	14	7-2-1
	Nov. 16	13	8-2-1
	Nov. 23	13	9-2-1
	Nov. 30	13	9-2-1
	Dec. 7	12	9-2-1
	Final	17	9-3-1

1993	Preseason	25	0-0
	Sept. 6	18	1-0
	Sept. 13	17	2-0
	Sept. 20	19	2-0
	Sept. 27	24	2-1

1994	Sept. 12	25	2-0
	Sept. 19	24	2-0
	Sept. 26	22	3-0
	Oct. 3	18	4-0
	Oct. 10	27	4-1
	Oct. 24	26	5-1
	Nov. 14	25	7-2
	Nov. 28	23	8-3
	Dec. 5	23	8-3
	Final	17	9-3

1995	Sept. 4	23	1-0
------	---------	----	-----

1998	Sept. 14	20	2-0
	Oct. 3	23	3-1

1999	Aug. 30	24	1-0
	Sept. 6	23	3-0
	Sept. 13	20	3-0
	Sept. 20	25	3-1

2000	Oct. 23	21	5-1
------	---------	----	-----

2002	Aug. 26	25	1-0
	Sept. 2	21	2-0
	Sept. 9	19	3-0
	Sept. 16	17	4-0
	Sept. 23	17	5-0
	Sept. 30	16	6-0
	Oct. 7	14	6-0
	Oct. 14	13	7-0
	Oct. 21	12	8-0
	Oct. 28	10	9-0
	Nov. 4	13	9-1
	Nov. 11	22	9-2
	Dec. 17	17	10-3
	Final	12	11-3

2003	Preseason	16	0-0
	Sept. 1	15	1-0
	Sept. 8	24	1-1

2010	Sept. 26	23	4-0
	Oct. 31	23	6-2
	Nov. 21	21	8-3
	Final	25	9-4



## RUSH ATTEMPTS

Rk	Mark	Opponent	Year
1.	81	by UNC	1971
2.	78	by UNC	1970
3.	77	by Michigan St.	1975
4.	75	by Ohio	1998
5.	72	by Nebraska	1973
6.	71	by UNC	1987
	71	by UNC	1977
	71	by Wake Forest	1971
10.	70	by Georgia	1972

## RUSHING YARDS

1.	429	by Michigan St.	1975
2.	410	by East Carolina	1996
3.	407	by Auburn	1979
4.	402	by Wake Forest	1971
5.	378	by S. Carolina	1975
6.	374	by Purdue	1996
7.	370	by Ga Tech	1986
8.	367	by Duke	1975
9.	361	by Ohio	1998
10.	360	by Michigan St.	1966

## RUSHING TOUCHDOWNS

1.	6	by Ohio State	2003
	6	by Florida State	2003
	6	by Penn State	1982
	6	by Auburn	1979
5.	5	by Florida State	2000
	5	by S. Carolina	1987
	5	by Clemson	1985
	5	by Maryland	1984
	5	by Clemson	1984
	5	by Virginia	1984
	5	by Clemson	1982
	5	by S. Carolina	1973
	5	by Duke	1971
	5	by Boston Coll.	2009
	5	by Fla. State	2009

## PASS ATTEMPTS

1.	68	by Wake Forest	1995
2.	64	by Texas Tech	2003
3.	62	by Duke	1987
4.	58	by Wake Forest	1986
	58	by Wake Forest	1996
6.	57	by Maryland	1992
7.	56	by Duke	1988
8.	55	by Virginia	2003
9.	54	by Clemson	1987
	54	by Duke	2001
11.	53	by N. Carolina	2003
	53	by Florida	1970
	53	by Georgia Tech	2005
	53	by East Carolina	2007
	53	by East Carolina	2010

## PASS COMPLETIONS

1.	50	by Wake Forest	1995
2.	41	by Virginia	2003

3.	40	by Duke	2009
4.	39	by Texas Tech	2003
5.	37	by Duke	2008
	37	by East Carolina	2010
7.	36	by Florida State	1995
8.	35	by Wake Forest	1986
9.	34	by Boston Coll.	2008
10.	33	by Duke	1988
	33	by Duke	1987
	33	by N. Carolina	2010
	33	by Maryland	2010

## PASSING YARDS

1.	586	by Texas Tech	2003
2.	566	by Miami	2012
3.	545	by Wake Forest	1995
4.	469	by N. Carolina	2003
5.	466	by Florida State	1995
6.	463	by Florida State	1997
7.	459	by Duke	2009
8.	458	by Duke	1987
9.	442	by Duke	1983
10.	429	by Wake Forest	1986

## PASSING TOUCHDOWNS

1.	7	by Florida State	1995
2.	5	by Duke	2009
	5	by Miami	2004
	5	by Florida State	1997
	5	by Maryland	1994
	5	by Florida State	1993
7.	4	Eleven times	

## PASSES INTERCEPTED

1.	7	by Iowa	1965
2.	6	by Florida State	1998
3.	5	seven times	
8.	4	15 times	

## TOTAL PLAYS

1.	105	by Maryland	1992
2.	102	by Clemson	2012
3.	98	by Duke	2001
4.	97	by UNC	1971
5.	95	by Clemson	2000
	95	by Virginia	1987
7.	93	by Nebraska	1973
8.	92	by Florida State	1993
9.	91	by Virginia	1992
	91	by Georgia Tech	2005

## TOTAL OFFENSE

1.	754	by Clemson	2012
2.	745	by Florida State	1995
3.	681	by Texas Tech	2003
4.	651	by Miami	2012
5.	640	by East Carolina	1996
6.	608	by Clemson	2007
7.	594	by Miami (Fla)	1998
8.	592	by Pittsburgh	1987
9.	590	by Maryland	1984
10.	578	by Boston Coll.	2008

## PUNTS

1.	12	by Wake Forest	2012
	12	by W. Carolina	1990
2.	11	by So. Miss	2005
	11	by Maryland	2004
	11	by Florida St.	2004
	11	by East Carolina	2004
	11	by Wake Forest	1994
7.	10	Nine times	

## PUNTING YARDS

1.	520	by Wake Forest	2012
2.	497	by Maryland	2004
3.	474	by So. Miss	2005
4.	467	by Pittsburgh	1985
5.	461	by Florida State	2004
6.	436	by N. Carolina	1990
7.	434	by Marshall	1991
8.	428	by Wake Forest	1994
9.	425	by East Carolina	2004
10.	423	by Virginia	1985

## KICKOFF RETURNS

1.	9	by WCU	2010
	9	by Boston Coll.	2010
	9	by Kansas	2003
	9	by Navy	2002
	9	by Clemson	1998
	9	by Maryland	1994
7.	8	15 times	

## KICKOFF RETURN YARDS

1.	276	by Duke	1992
2.	258	by UCF	2010
3.	242	by Wake Forest	1973
4.	219	by Murray St.	2009
5.	215	by Maryland	2009
6.	211	by Virginia Tech	2010
7.	210	by Kansas	2003
8.	204	by Louisville	2011
9.	203	by Maryland	1994
	203	by Liberty	2011

## INTERCEPTIONS

1.	7	by Florida	1970
2.	6	by Clemson	1995
	6	by Wake Forest	1984
4.	5	by Clemson	2004
	5	by Miami	1998
	5	by Duke	1989
	5	by S. Carolina	1983
	5	by SMU	1968
	5	by Boston Coll.	2007
10.	4	nine times	

## INTERCEPTION RETURN YDS

1.	168	by N. Carolina	2007
2.	124	by Clemson	1995
3.	114	by Duke	1989
	114	by S. Carolina	1988
5.	97	by Florida State	1999

	97	by Maryland	2009
7.	95	by Georgia Tech	1989
	95	by Arizona	1989
9.	94	by Florida State	1993
	94	by Clemson	1978

## TURNOVERS

1.	7	by Liberty	2011
	7	by S. Carolina	1983
	7	by Duke	1979
	7	by East Carolina	1978
	7	by S. Carolina	1970
	7	by Maryland	1970
	7	by Maryland	1965
	7	by Maryland	1965
8.	6	14 times	

## FUMBLES

1.	9	by Duke	1986
	9	by Miami (Fla.)	1971
	9	by S. Carolina	1970
4.	8	by S. Carolina	1999
	8	by Kent State	1989
6.	7	by Maryland	1993
	7	by East Carolina	1986
	7	by S. Carolina	1983
9.	6	Seven times	

## FUMBLES LOST

1.	6	by Duke	1986
2.	5	by East Tenn. St.	1987
3.	4	Eighteen Times	


## PENALTIES

1.	20	by Clemson	2001
2.	16	by W. Carolina	1988
3.	15	by Maryland	1984
	15	by Wofford	2007
5.	14	by Maryland	2005
	14	by Ohio State	2003
	14	by Arkansas St.	2000
	14	by Florida State	2000
	14	by Minnesota	2000
	14	by Florida State	1997

## PENALTY YARDS

1.	181	by Clemson	2001
	148	by Florida State	2000
	148	by Florida State	1997
4.	140	by Virginia Tech	1959
5.	137	by Syracuse	1972
6.	129	by Ohio State	2003
7.	125	by East Carolina	1996
8.	123	by Clemson	1999
	123	by Maryland	1984
10.	122	by Miss. St.	1963
	122	by N. Carolina	2009

ANDRE BROWN'S 279 ALL-PURPOSE  
YARDS AGAINST SOUTHERN MISS  
IN 2005 ARE A CARTER-FINLEY  
STADIUM RECORD.



## NC STATE

## INDIVIDUAL

Category	Mark	Player, Opponent	Year
Rushes	37	Ted Brown vs. Penn St.	1977
Rushing Yards	251	Ted Brown vs. Penn St.	1977
Rushing Touchdowns	3	by many (last R. Wilson vs. FSU)	2010
All-Purpose Yards	279	Andre Brown vs. S. Miss	2005
Pass Attempts	57	Philip Rivers vs. Arkansas St.	2000
Pass Completions	38	Russell Wilson vs. Boston College	2010
TD Passes	5	Mike Glennon vs. Maryland	2011
Passing Yards	423	Philip Rivers vs. North Carolina	2003
Receptions	15	Torry Holt vs. Wake Forest	1998
Reception Yards	217	Jerricho Cotchery vs. UNC	2003
TD Receptions	3	Nasrallah Worthen vs. Duke	1988
	3	Koren Robinson vs. Georgia Tech	2000
	3	Jerricho Cotchery vs. Clemson	2001
Total Offense	463	Philip Rivers vs. North Carolina	2003
Punt Return Yards	103	Darrell Blackman vs. Florida State	2004
Kickoff Return Yards	202	T.J. Graham vs. Duke	2009
Tackles	24	Bill Cowher vs. South Carolina	1977
	24	Bill Cowher vs. Clemson	1978
	24	Dantonio Burnette vs. Clemson	2001

## TEAM

Points	67	vs. Western Carolina	1990
Touchdowns	9	vs. Western Carolina	1990
	9	vs. Murray State	2009
First Downs	35	vs. The Citadel	1983
Rushes	80	vs. East Carolina	1980
Rushing Yards	407	vs. Wake Forest	1973
Rushing TDs	7	vs. Western Carolina	1990
Pass Attempts	57	vs. Arkansas State	2000
Pass Completions	41	vs. Boston College	2010
Passing Yards	423	vs. North Carolina	2003
TD Passes	5	vs. Maryland	2011
Total Offense	638	vs. Wake Forest	1973
Plays	96	vs. Maryland	2011
Fumbles Lost	3	vs. 10 teams	
Penalties	14	vs. Clemson	1999
	14	vs. Ohio State	2004
Penalty Yards	131	vs. Maryland	1972
Punts	11	vs. Miami	1981
	11	vs. Florida State	2004
Interceptions by	6	vs. Florida State	1998
Punt Return Yards	126	vs. Florida State	2004
Kickoff Return Yards	224	vs. Duke	2009

## OPPONENT

## INDIVIDUAL

Category	Mark	Player, Opponent	Year
Rushes	39	by Mike Voight of UNC	1975
Rushing Yards	221	by Thomas Jones of Virginia	1999
All-Purpose Yards	231	by Leroy Gallman of Duke	1992
Pass Attempts	63	by B.J. Symons of Texas Tech	2003
Pass Completions	41	by Matt Schaub of Virginia	2003
TD Passes	5	by Brock Berlin of Miami	2004
		by Thaddeus Lewis of Duke	2009
Passing Yards	586	by B.J. Symons of Texas Tech	2004
Receptions	15	by James Brim of Wake Forest	1986
Reception Yards	194	by James Brim of Wake Forest	1986
TD Receptions	3	by Wali Lundy of Virginia	2003
Total Offense	618	by B.J. Symons of Texas Tech	2003
Punt Return Yards	117	by Jack Patterson of East Carolina	1971
Kickoff Return Yds	231	by Leroy Gallman of Duke	1992
Tackles	24	by Bill Banks of Penn St.	1977
	24	by Anderson of Virginia	1979

## TEAM

Points	58	by Florida State	2000
Touchdowns	8	by Florida State	2000
First Downs	30	by Texas Tech	2003
	30	by Furman	1984
Rushes	81	by North Carolina	1971
Rushing Yards	402	by Wake Forest	1971
Rushing TDs	5	by Clemson	1982, 1984
Pass Attempts	64	by Texas Tech	2003
Pass Completions	41	by Virginia	2003
Passing Yards	586	by Texas Tech	2003
TD Passes	5	by Miami	2004
	5	by Duke	2009
Total Offense	681	by Texas Tech	2003
Plays	97	by North Carolina	1971
Fumbles Lost	6	by Duke	1986
Penalties	20	by Clemson	2001
Penalty Yards	181	by Clemson	2001
Punts	12	by Western Carolina	1990
Interceptions by	6	by Wake Forest	1984
	6	by Clemson	1995
Punt Return Yards	117	by Duke	1971
	117	by Penn State	1981
Kickoff Return Yds	276	by Duke	1992

## PLAYS

Rk	Name, Game, Year	Play	Yds
1.	Howard Turner, Duke, 1946	Int. Ret.	105
2.	Ray Rex, Clemson, 1932	Int. Ret.	102
3.	Tobais Palmer, Wake Forest, 2012	KOR	100
	T.J. Graham, BC, 2008	KOR	100
	Marcus Hudson, Duke, 2001	Int. Ret.	100
6.	Sebastian Savage, UNC, 1991	Int. Ret.	99
	Darrell Blackman, Clemson, 2007	KOR	99
8.	Bruce Shaw-Pat Kenny, Penn St., 1972	Pass	98
	Howard Turner, Clemson, 1946	KOR	98
10.	Alvis Whitted, Maryland, 1994	KOR	97
	Dick Christy, Clemson, 1957	KOR	97
12.	Alvis Whitted, Florida State, 1996	PR	96
13.	Ted Brown, Syracuse, 1977	Rush	95
	Jack McDowall, Duke, 1926	PR	95
	Darrell Blackman, Ga Tech, 2006	KOR	95

## RUSH


Rk	Name, Game, Year	Yards
1.	Ted Brown, Syracuse, 1977	95
2.	Ray Robinson, Virginia, 1998	88
3.	Ray Robinson, Duke, 2001	87
4.	Ed Mooney, Davidson, 1950	86
5.	Tremayne Stephens, Virginia, 1994	84
6.	Ted Brown, Michigan State, 1976	81
	Willie Burden, Clemson, 1971	81
8.	Anthony Barbour, Clemson, 1992	79
9.	Tremayne Stephens, Maryland, 1997	76
10.	Anthony Barbour, Maryland, 1991	75

## PASS

Rk	Name, Game, Year	Yards
1.	Bruce Shaw-Pat Kenny, Penn St., 1972	98
2.	Marcus Stone-Brian Clark, BC, 2005	96
3.	Ed Mooney-Bill Thompson, Duke, 1949	91
4.	Philip Rivers-Bryan Peterson, Navy, 2002	88
5.	Mike Glennon-T.J. Graham, Cinc., 2011	87
6.	Jamie Barnette-Torry Holt, Clemson, 1998	85
	Todd Baker-Chad Ray, Wake Forest, 1978	85
8.	Preston Poag-Danny Peebles, ETSU, 1988	85
9.	Mike Glennon-Tobais Palmer, Clemson, 2012	83
10.	Terry Harvey-Adrian Hill, Duke, 1994	82
11.	Austin Herbert-Adrian Wilson, FSU, 2000	81
	Philip Rivers-Ray Robinson, Clemson, 2000	81
13.	Jamie Barnette-Torry Holt, Baylor, 1998	80
	Jamie Barnette-Torry Holt, Purdue, 1996	80
	Terry Harvey-Jimmy Grissett, Fla. St., 1995	80
	Johnny Evans-Randy Hall, E. Carolina, 1977	80
	Philip Rivers-Jerricho Cotchery, UNC, 2003	80
	Russ. Wilson-Owen Spencer, FSU, 2009	80
19.	Mike Glennon-B. Underwood, Uva, 2011	79
20.	Jim Rossi-Ray Barlow, Clemson, 1963	77

## PUNT

Rk	Name, Game, Year	Yards
1.	Dave Houtz, Wyoming, 1961	83
2.	Johnny Evans, Penn State, 1975	81
3.	Tom Parks, Navy, 1920	80
4.	Jack McDowall, Washington & Lee, 1925	80
5.	Ken Trowbridge, Duke, 1958	78
6.	Austin Herbert, Connecticut, 2003	76



HOWARD TURNER'S 105-YARD INTERCEPTION RETURN AGAINST DUKE IN 1947 WILL FOREVER STAND AS THE LONGEST PLAY IN WOLFPACK HISTORY.

7.	Johnny Evans, South Carolina, 1976	75
8.	Howard Bardes, VPI, 1935	73
9.	Gwynn Fletcher, Duke, 1948	71

## FIELD GOAL

Rk	Name, Opponent, Year	Yards
1.	Damon Hartman, North Carolina, 1990	56
2.	Damon Hartman, North Carolina, 1988	54
	John Deraney, Southern Miss., 2006	54
4.	Robert McQuage, Georgia, 1933	53
	John Deraney, Virginia Tech, 2004	53
6.	Mike Cofer, East Carolina, 1984	52
	Jay Sherrill, Indiana, 1976	52
8.	<b>Niklas Sade, Miami, 2012</b>	<b>50</b>
	Steve Videtich, North Carolina, 1994	50
10.	Mike Cofer, Pittsburgh, 1986	49
	Mike Cofer, Clemson, 1986	49
	Mike Cofer, Virginia, 1986	49
	Todd Auten, East Carolina, 1981	49
	Harold Deters, Michigan State, 1966	49
	Steven Hauschka, Wofford, 2007	49

## KICKOFF RETURN

Rk	Name, Game, Year	Return
1.	Tobais Palmer, Wake Forest, 2012 (TD)	100
	T.J. Graham, BC, 2008 (TD)	100
2.	Darrell Blackman, Clemson, 2007 (TD)	99
3.	Howard Turner, Clemson, 1946 (TD)	98
4.	Lamont Reid, E. Tenn. St, 2002 (TD)	97
	Alvis Whitted, Maryland, 1994 (TD)	97
	Dick Christy, Clemson, 1957 (TD)	97
7.	Alvis Whitted, Florida State, 1996 (TD)	96
	Dick Christy, Maryland, 1956 (TD)	96
9.	Darrell Blackman, Ga. Tech, 2006 (TD)	95
10.	Alex Webster, Catawba, 1951 (TD)	94
11.	George Marinkov, Va. Tech, 1954 (TD)	93
	T.J. Graham, Duke, 2009 (TD)	93
13.	Joe Scarpati, Nebraska, 1962 (TD)	91
14.	Greg Golden, Pittsburgh, 2001 (TD)	90

## PUNT RETURN

Rk	Name, Game, Year	Return
1.	Jack McDowall, Duke, 1926 (TD)	95
2.	Joe Scarpatia, Nebraska, 1962 (TD)	91
3.	Darrell Blackman, Fla St., 2004, (TD)	87



DAMON HARTMAN KICKED A 56-YARD FIELD GOAL IN A THREE-POINT WIN OVER NORTH CAROLINA IN 1990. THAT'S THE LONGEST FIELD GOAL IN SCHOOL HISTORY.

	T.J. Graham, UNC, 2010 (TD)	87
5.	Alex Webster, Wake Forest, 1951 (TD)	86
	Jack Whitley, South Carolina, 1968 (TD)	86
7.	Fred Combs, Virginia, 1967 (TD)	85
8.	Gary Yount, North Carolina, 1968 (TD)	84
9.	Gary Rowe, Maryland, 1966 (TD)	83
	Tramain Hall, Maryland, 2003 (TD)	83
11.	T.J. Graham, Liberty, 2011 (TD)	82
12.	Mike Stultz, North Carolina, 1972 (TD)	80
13.	<b>Rashard Smith, Citadel, 2012 (TD)</b>	<b>73</b>
	Ledel George, App. State, 1992 (TD)	73
14.	Fred Combs, Wake Forest, 1967 (TD)	71
15.	Bill Miller, Wake Forest, 1971 (TD)	69
	Jack Whitley, East Carolina, 1970 (TD)	69

## INTERCEPTION RETURN

Rk	Name, Game, Year	Return
1.	Howard Turner, Duke, 1946 (TD)	105
2.	Ray Rex, Clemson, 1932 (TD)	102
3.	Marcus Hudson, Duke, 2001 (TD)	100
4.	Sebastian Savage, UNC, 1991 (TD)	99
5.	Derrick Taylor, Virginia, 1986 (TD)	88
6.	Woodrow Wilson, East Carolina, 1978 (TD)	86
7.	Ron Banther, South Carolina, 1974 (TD)	84
8.	Mark Franklin, Clemson, 1984 (TD)	81
9.	Raymond Phillips, Furman, 1984 (TD)	80
10.	Louie Meadows, Penn State, 1980	77

## BLOCKED FIELD GOAL RETURN

Rk	Name, Game, Year	Yards
1.	Bill Miller, Wake Forest, 1971	69
2.	Lloyd Harrison, Maryland, 1998	57

## FUMBLE RETURN

Rk	Name, Game, year	Yds.
1.	Ron Banther, South Carolina, 1974	84
2.	Raymond Phillips, Furman, 1984 (TD)	80
3.	Hassan Shamsid-Deen, Duke, 1995 (TD)	68
4.	Brian Slay, Liberty, 2011	52
5.	Fred.Aughtry-Lindsay, Conn, 2003 (TD)	48
6.	Carl Reeves, Duke, 1992 (TD)	47
7.	Jack Whitley, North Carolina, 1968	46

**BOLD FACE** indicates current player





STEVEN HAUSCHKA LED THE ACC IN PATS IN 2007, CONNECTING ON ALL 25 OF HIS ATTEMPTS. HE ALSO LED THE LEAGUE WITH A 16-18 (.889) MARK ON FIELD GOALS THAT SEASON.

#### INDIVIDUAL

##### TOTAL OFFENSE

Year	Player	Plays	Yards	Yds/Ply	Yds/Gm
1961	Roman Gabriel	283	1133	4.0	113.3
1972	Bruce Shaw	249	1763	7.1	160.3
1998	Jamie Barnette	460	3182	6.9	289.3
2003	Philip Rivers	561	4,600	8.2	353.8
2008	Russell Wilson	391	2,343	6.0	213.0
2010	Russell Wilson	670	3,998	5.9	307.5

##### RUSHING

Year	Name	Att	Yds	TD	Yds/Gm
1973	Willie Burden	150	1014	8	92.2
1974	Stan Fritts	245	1169	9	106.3
1978	Ted Brown	302	1350	8	122.7
1981	Joe McIntosh	222	1190	5	119.0
1997	Tremayne Stephens	204	1142	10	103.8

##### PASSING YARDS

Year	Name	Cmp	Att	Int	TD	Yds	Yds/G
1961	Roman Gabriel	99	186	6	8	937	93.7

1998	Jamie Barnette	193	377	11	18	3169	264.1
2002	Philip Rivers	262	418	10	20	353	239.5
2003	Philip Rivers	348	483	7	34	4491	353.8
2010	Russell Wilson	308	527	14	28	3,563	274.1
2012	Mike Glennon	330	564	17	31	4,031	310.1

##### PASSING EFFICIENCY

Year	Name	Att	Cmp	Int	TD	Yds	Eff.
2003	Philip Rivers	483	348	7	34	4,491	170.5
2008	Russ. Wilson	275	150	1	17	1,955	133.9

##### SCORING

Year	Name	TD	PAT	FG	Pts	Pt/Gm
1957	Dick Christy	13	2	1	83	8.3
1967	Gerald Warren	-	19	17	70	6.4
1972	Stan Fritts	17	4	-	106	8.8
1974	Roland Hooks	13	4	-	82	6.3
1975	Ted Brown	13	6	-	84	7.0
1977	Ted Brown	14	-	-	84	7.0
1979	Scott Smith	13	-	-	78	7.1
1997	Torry Holt	16	2	-	98	8.9

##### RECEPTIONS PER GAME

Year	Name	Rec	Yds	TD	Rec/Gm.
1998	Torry Holt	88	1604	11	8.0
2000	Koren Robinson	62	1061	13	5.6
2003	Jerricho Cotchery	86	1369	10	6.6

##### RECEIVING YARDAGE

Year	Name	Rec.	TD	Yds	Yds/Gm.
1972	Pat Kenney	38	5	832	75.6
1997	Torry Holt	62	16	1099	99.9
1998	Torry Holt	88	11	1604	145.8
2002	Torry Holt	67	7	1192	85.1
2003	Jerricho Cotchery	86	10	1369	105.3

##### ALL PURPOSE YARDS

Year	Name	Rush	Rec.	PR	KR	Yds	Avg
1977	Ted Brown	1251	164	0	0	1415	128.6
1978	Ted Brown	1350	197	0	35	1582	143.8
1998	Torry Holt	102	1604	273	0	1979	179.9
2000	Koren Robinson	95	1061	218	506	1800	170.9

##### PUNT RETURNS

Year	Player	Ret	Yds	Avg.
1953	Eddie West	23	239	10.4
1957	Dick Hunter	15	139	9.3
1964	Julian James	18	204	11.3
1967	Fred Combs	22	417	19.0
1968	Jack Whitley	23	311	14.1
1981	Louie Meadows	17	222	13.1
2000	Koren Robinson	14	218	15.6
2004	Darrell Blackman	12	214	17.8

##### KICKOFF RETURNS

Year	Player	Ret	Yds	Avg.
1954	George Marinkov	13	459	35.3
1957	Dick Christy	7	318	45.4
1966	Gary Rowe	20	505	25.2
1968	Bobby Hall	29	721	24.9
1972	Roland Hooks	27	615	22.8
1977	Ralph Stringer	19	488	25.7
1988	Chris Williams	18	468	26.0
2005	Darrell Blackman	20	582	29.1
2006	Darrell Blackman	19	549	28.9

##### PUNTING

Year	Player	No.	Yds.	Avg.
1964	Ron Skosnick	53	2165	40.8
1968	Gary Yount	55	2173	39.5
1974	Johnny Evans	38	1653	43.5
1975	Johnny Evans	42	1874	44.6
1976	Johnny Evans	47	2168	46.1
1986	Kelly Hollodick	55	2330	42.4
1987	Craig Salmon	64	2877	45.0

##### KICK SCORING

Year	Player	PAT	FG	Pts
1966	Harold Deters	19-19	10-22	49
1967	Gerald Warren	19-19	17-22	70
1968	Gerald Warren	22-23	9-16	49
1986	Mike Cofer	33-35	13-17	72

##### FIELD GOAL PERCENTAGE

Year	Player	Md.	Att.	Pct.
2001	Austin Herbert	3	3	1.000
2007	Steven Hauschka	16	18	.889



## PAT KICKING

Year	Player	Md	Att	Pct.
2007	Steven Hauschka	25	25	1.000

## INTERCEPTIONS

Year	Player	No.	Yds	/Gm
1973	Mike Devine	7	49	0.64
1978	Woodrow Wilson	5	107	.45
	Ronnie Lee	5	24	.45
1980	Hillery Honeycutt	5	60	.45
1981	Eric Williams	7	107	.64
1986	Derrick Taylor	6	164	.45
1988	Jesse Campbell	5	71	.45
1998	Lloyd Harrison	7	51	.64
2011	David Amerson	13	205	1.00
2012	David Amerson	5	82	0.38

## TACKLES

Year	Name	Gm	Tck	Tk/Gm
2000	Levar Fisher	11	163	14.8

## SACKS

Year	Name	No.
2005	Mario Williams	14.5 (1.21)

## TACKLES FOR LOSS

Year	Name	No.
2005	Mario Williams	24 (2.0)
2011	Terrell Manning	14.5 (1.32)

## PASSES BROKEN UP

Year	Name	No.
1997	Tony Scott	18
1998	Lloyd Harrison	23
1999	Tony Scott	18

## FUMBLES FORCED

Year	Name	No.
2001	Corey Smith	6
2011	Terrell Manning	11

## FUMBLES RECOVERED

Year	Name	No.
2001	Julius Patterson	4
2011	Terrell Manning	3

## TEAM

## TOTAL OFFENSE

Year	GP	Plays	Yds	Y/P	Yd/Gm.
1972	11	846	4758	5.6	432.5
1973	11	817	4509	5.5	409.9
1977	11	828	4180	5.0	380.0
1998	11	811	4871	6.0	442.8
2003	13	888	5891	6.6	453.2

## RUSHING OFFENSE

Year	GP	Yds	Avg
1966	10	1683	168.3
1973	11	2995	272.3
1977	11	2754	250.4
1997	11	1967	178.8

## PASSING OFFENSE

Year	G	Yds	Avg.
1972	11	2286	207.8
1985	11	2845	258.6
1998	11	3401	309.2
2003	13	4580	352.3
2010	13	3655	281.2

## SCORING OFFENSE

Year	G	Pts.	Avg.
1967	10	200	20.0
1972	11	360	32.7
1973	11	365	33.2
2002	14	460	32.9
2003	13	489	37.6

## TOTAL DEFENSE

Year	GP	Plays	Yds	Y/P	Yd/Gm.
1966	10	637	2515	4.3	251.5
1967	10	688	2533	4.1	253.3
1968	10	711	3125	4.4	312.5
1988	11	783	2907	3.7	264.3
2002	14	962	4211	4.4	300.8
2004*	11	701	2435	3.5	221.4

## RUSHING DEFENSE

Year	GP	Yds	Avg.
1965	10	1254	125.4
1967	10	1321	132.1
1988	11	1140	103.6

## PASS DEFENSE

Year	GP	Yds	Avg.
1961	10	784	78.4
1964	10	1025	102.5
1968	10	1465	146.5
1970	11	2406	127.8
1971	11	1202	109.3
1975	11	775	70.5
1989	11	1846	167.8
2002	14	2457	175.5
2004	11	1309	119.0

## PASS EFFICIENCY DEFENSE

Year	GP	Yds	Eff.
2004*	11	1309	91.75

## SCORING DEFENSE

Year	GP	Pts.	Avg.
1957	10	67	6.7
1963	10	91	9.1
1965	10	110	11.0
1967	10	87	8.7
1970	11	179	16.3
1988	11	142	12.9
1992	11	184	15.3

## KICKOFF RETURNS

Year	GP	Ret	Yds	Avg
2006	12	34	864	25.4

## 1ST DOWNS

Year	GP	Rush	Pass	Pen	Total	PG
2003	13	82	201	28	311	23.9

## 3RD DOWN CONVERSIONS

Year	GP	Conv.	Att.	Pct.
2002	14	96	202	47.5
2003	13	76	162	46.9

## OPPONENT 3RD DOWN CONVERSIONS

Year	GP	Conv.	Att.	Pct.
2002	14	57	206	27.7
2012	13	53	198	26.8

## OPPONENT 4TH DOWN CONVERSIONS

Year	GP	Conv.	Att.	Pct.
2006	12	1	6	16.7
2011	13	4	15	26.7

## TURNOVER MARGIN

Year	GP	Gain	Lost	Margin
2011	13	39	25	+14

## INTERCEPTIONS

Year	GP	Int	Yds
*2011	13	27	381

## SACKS BY

Year	GP	Sks	Yds
2002	14	48	355
2006	12	42	293

## SACKS AGAINST

Year	GP	Sks	Yds
2002	14	12	56

## RED ZONE DEFENSE

Year	GP	Zone	Pct.
2002	14	26-40	.650

## KICKOFF RETURNS

Year	G	KOR	Yds	Avg.
2002	14	37	923	24.9

## PENALTIES

Year	G	Pen	Yds	Avg.
2009	12	64	519	43.2
2010	13	65	473	36.4
2011	13	60	440	33.8

## TIME OF POSSESSION

Year	G	Total Time	Avg./G
2010	13	416:43	32:03

\* - Led Nation

## NC STATE TEAM BESTS

## POINTS

Most:	56	vs. Kansas	2003 Tangerine
Fewest:	7	vs. Michigan	1994 Hall of Fame

## FIRST DOWNS

Most:	34	vs. Kansas	2003 Tangerine
Fewest:	13	vs. Florida	1992 Gator
	13	vs. Oklahoma	1947 Gator

## TOTAL OFFENSE

Most:	653	vs. Kansas	2003 Tangerine
Fewest:	207	vs. Liberty	1967 Liberty

## TOTAL PLAYS

Most:	96	vs. Arizona	1989 Copper
Fewest:	56	vs. Virginia Tech	1986 Peach

## RUSH ATTEMPTS

Most:	72	vs. Iowa 1988 Peach	
Fewest:	20	vs. Houston	1974 Blue Bonnet

## RUSHING YARDS

Most:	337	vs. West Virginia	1972 Peach
Fewest:	41	vs. Vanderbilt	2012 Music City

## PASS ATTEMPTS

Most:	53	vs. Vanderbilt	2012 Music City
Fewest:	9	vs. Pittsburgh	1978 Tangerine

## PASS COMPLETIONS

Most:	38	vs. Kansas	2003 Tangerine
Fewest:	5	vs. Miss. State	1963 Liberty

## PASSING YARDS

Most:	481	vs. Kansas	2003 Tangerine
Fewest:	58	vs. Miss. State	1963 Liberty

## INTERCEPTIONS THROWN

Most:	5	vs. Miami	1998 Micron PC
-------	---	-----------	----------------

## COMPLETION PERCENTAGE

Best:	.823 (38-46)	vs. Kansas	2003 Tangerine
Worst:	.389 (7-18)	vs. Oklahoma	1947 Gator

## PUNTS

Most:	11	vs. Florida	1992 Gator
Fewest:	1	vs. Kansas	2003 Tangerine

## PUNTING AVERAGE

Best:	53.0	vs. Kansas	2003 Tangerine
Worst:	26.0	vs. S. Miss.	1990 All American

## FUMBLES

Most:	8	vs. Iowa	1988 Peach
Fewest:	1	vs. four teams	

## FUMBLES LOST

Most:	5	vs. Iowa	1988 Peach
Fewest:	0	vs. four teams	

## PENALTIES

Most:	11	vs. Iowa State	1977 Peach
Fewest:	1	vs. Florida	1992 Gator
	1	vs. Houston	1974 Blue-Bonnet

## YARDS PENALIZED

Most:	103	vs. Iowa State	1977 Peach
-------	-----	----------------	------------

Fewest: 3 vs. Rutgers 2008 Papajohns

## TURNOVERS

Most:	7	vs. Iowa 1988 Peach	
Fewest:	0	vs. Kansas	2003 Tangerine
	0	vs. Notre Dame	2002 Gator
	0	vs. Iowa State	1977 Peach

## OPPONENT TEAM BESTS

## POINTS

Most:	46	by Miami	1998 Micron PC
Fewest:	0	by South Florida	2005 Car Care

## FIRST DOWNS

Most:	31	by Minnesota	2000 Micron PC
Fewest:	8	by Arizona	1989 Copper

## TOTAL OFFENSE

Most:	594	by Miami	1998 Micron PC
Fewest:	163	by Arizona	1989 Copper

## RUSH ATTEMPTS

Most:	60	by Virginia Tech	1986 Peach
Fewest:	19	by Iowa	1988 Peach

## RUSHING YARDS

Most:	345	by Houston	1974 Blue-Bonnet
Fewest:	19	by Iowa	1988 Peach

## PASS ATTEMPTS

Most:	51	by East Carolina	1992 Peach
	51	by Iowa	1988 Peach
Fewest:	6	by Miss. State	1963 Liberty

## PASS COMPLETIONS

Most:	32	by Pittsburgh	1978 Tangerine
Fewest:	3	by Miss. State	1963 Liberty
	3	by Florida	1947 Gator

## PASSING YARDS

Most:	428	by Iowa	1988 Peach
Fewest:	28	by Miss. State	1963 Liberty

## INTERCEPTIONS THROWN

Most:	4	by Iowa	1988 Peach
	4	by Pittsburgh	1978 Tangerine

## COMPLETION PERCENTAGE

Best:	.727 (24-33)	by Kansas	1973 Liberty
Worst:	.333 (10-30)	by South Fla.	2005 Car Care
	.333 (21-47)	by Arizona	1989 Copper
	.333 (3-9)	by Oklahoma	1947 Gator

## PUNTS

Most:	10	by Arizona	1989 Copper
Fewest:	2	by Virginia Tech	1986 Peach

## PUNTING AVERAGE

Best:	53.0	by Miss. State	1995 Peach
Worst:	26.3	by Iowa	1988 Peach

## FUMBLES

Most:	5	by West Virginia	2010 Champs Sports
	5	by Houston	1974 Bluebonnet
Fewest:	0	by Notre Dame	2002 Gator
	0	by Miss. State	1995 Peach

## FUMBLES LOST

Most:	4	by West Virginia	2010 Champs Sports
Fewest:	0	by four teams	

## PENALTIES

Most:	14	by Minnesota	2000 Micron PC
Fewest:	2	by Vanderbilt	2012 Music City
	2	by Rutgers	2008 Papajohns

## YARDS PENALIZED

Most:	122	by Miss. State	1963 Liberty
Fewest:	10	by Vanderbilt	2012 Music City

## TURNOVERS

Most:	7	by Iowa 1988 Peach	
Fewest:	0	by Vanderbilt	2012 Music City
	0	by Miss. State	1995 Peach
	0	by Michigan	1994 Hall of Fame

## NC STATE INDIVIDUAL BESTS

## RUSHING ATTEMPTS

33	Ted Brown vs. Pitt., 1978 Tangerine
24	Rahshon Spikes vs. Miami, 1998 Micron PC
23	Toney Baker vs. South Fla., 2005 Car Care
23	Anthony Barbour vs. ECU, 1992 Peach

## RUSHING YARDS

176	Rahshon Spikes vs. Miami, 1998 Micron PC
159	Ted Brown vs. West Virginia, 1975 Peach
126	Ted Brown vs. Pittsburgh, 1978 Tangerine

## RUSHING TOUCHDOWNS

3	Stan Fritts vs. West Virginia, 1972 Peach
2	Ray Robinson vs. Minnesota, 2000 Micron PC
2	Tyrone Jackson vs. Iowa, 1988 Peach
2	Stan Fritts vs. Kansas, 1973 Liberty

## PASSING YARDS

475	Philip Rivers vs. Kansas, 2003 Tangerine
383	Mike Glennon vs. Vanderbilt, 2012 Music City
310	Philip Rivers vs. Minnesota, 2000 Micron PC

## PASSING ATTEMPTS

53	Mike Glennon vs. Vanderbilt, 2012 Music City
46	Shane Montgomery vs. Az., 1989 Copper
45	Russ. Wilson vs. W. Virginia, 2010 Champs Sports
45	Philip Rivers vs. Kansas, 2003 Tangerine

## PASS COMPLETIONS

37	Philip Rivers vs. Kansas, 2003 Tangerine
35	Mike Glennon vs. Vanderbilt, 2012 Music City
26	Philip Rivers vs. Pittsburgh, 2001 Tangerine

## TOUCHDOWN PASSES

5	Philip Rivers vs. Kansas, 2003 Tangerine
3	Mike Glennon vs. Louisville, 2011 Belk
2	Russ. Wilson vs. W. Virginia, 2010 Champs Sports
2	Philip Rivers vs. Notre Dame, 2002 Gator
2	Philip Rivers vs. Minnesota, 2000 Micron PC
2	Terry Jordan vs. East Carolina, 1992 Peach
2	Erik Kramer vs. Virginia Tech, 1986 Peach
2	Johnny Evans vs. Iowa State, 1977 Peach
2	Dave Buckley vs. West Virginia, 1972 Peach

## RECEPTIONS

13	Jerricho Cotchery vs. Kansas, 2003 Tangerine
10	Jerricho Cotchery vs. Notre Dame, 2002 Gator

- 8 Tobais Palmer vs. Vanderbilt, 2012 Music City  
 8 Willie Wright vs. Pittsburgh, 2001 Tangerine  
 8 Dovonte Edwards vs. Pittsburgh, 2001 Tangerine

**RECEIVING YARDS**

- 171 Jericho Cotchery vs. Kansas, 2003 Tangerine  
 157 Koren Robinson vs. Minn., 2000 Micron PC  
 127 Jericho Cotchery vs. Notre Dame, 2002 Gator

**OPPONENT INDIVIDUAL BESTS****RUSHING ATTEMPTS**

- 42 Tellis Redmon, Minn., 2000 Micronpc  
 39 Shane Matthews, Florida, 1992 Gator  
 29 Green, Iowa State, 1977 Peach

**RUSHING YARDS**

- 246 Tellis Redmon, Minnesota, 2000 Micron PC  
 182 Shane Matthews, Florida, 1992 Gator  
 172 Green, Iowa State, 1977 Peach

**RUSHING TOUCHDOWNS**

- 2 Tellis Redmond, Minn., 2000 Micron PC  
 2 James Jackson, Miami, 1998 Micron PC  
 2 Edgerinn James, Miami, 1998 Micron PC  
 2 Tyrone Wheatley, Mich., 1994 Hall of Fame  
 2 Housman, Houston, 1974 Blue-Bonnet

**PASSING YARDS**

- 428 Chuck Hartlieb, Iowa, 1988 Peach  
 378 Jeff Blake, East Carolina, 1992 Peach  
 341 Brett Favre, S. Miss., 1990 All-American

**PASSING ATTEMPTS**

- 54 Chuck Hartlieb, Iowa, 1988 Peach  
 51 Jeff Blaker, East Carolina, 1992 Peach  
 43 Teddy Bridgewater, Louisville, 2011 Belk

**PASS COMPLETIONS**

- 31 Jeff Blake, East Carolina, 1992 Peach  
 30 Chuck Hartlieb, Iowa, 1988 Peach  
 28 Brett Favre, S. Miss., 1990 All-American

**TOUCHDOWN PASSES**

- 4 Jeff Blake, East Carolina, 1992 Peach  
 2 Shane Matthews, Florida, 1992 Gator  
 2 Jordan Rodgers, Vanderbilt, 2012 Music City  
 2 Teddy Bridgewater, Louisville, 2011 Belk  
 2 Bill Whittemore, Kansas, 2003 Tangerine  
 2 David Priestley, Pittsburgh, 2001 Tangerine  
 2 Scott Covington, Miami, 1998 Micron PC  
 2 Brett Favre, S. Miss., 1990 Hall of Fame  
 2 Chuck Hartlieb, Iowa, 1988 Peach  
 2 Dan Kendra, West Virginia, 1975 Peach

**RECEPTIONS**

- 12 Jon Fisher, East Carolina, 1992 Peach  
 10 Arnez Battle, Notre Dame, 2002 Gator  
 9 Brandon Rideau, Kansas, 2003 Tangerine

**RECEIVING YARDS**

- 144 Jon Fisher, East Carolina, 1992 Peach  
 141 Santana Moss, Miami, 1998 Micron PC  
 122 Cook, Iowa, 1988 Peach

**NC STATE IN BOWLS (14-12-1)**

Season	Bowl	Date	Site	Opponent	Result	Score
2012	Music City Bowl	12/31/12	Nashville, Tenn.	Vanderbilt	L	24-38
2011	Belk Bowl	12/27/11	Charlotte, N.C.	Louisville	W	31-24
2010	Champs Sports	12/29/10	Orlando, Fla.	West Virginia	W	23-7
2008	Papajohns.com	12/29/08	Birmingham, Ala.	Rutgers	L	23-29
2005	Meineke Car Care	12/31/05	Charlotte, N.C.	South Florida	W	14-0
2003	Mazda Tangerine	12/22/03	Orlando, Fla.	Kansas	W	56-26
2002	Toyota Gator	1/1/03	Jacksonville, Fla.	Notre Dame	W	28-6
2001	Visit Fla Tangerine	12/20/01	Orlando, Fla.	Pittsburgh	L	19-34
2000	MicronPC.com	12/28/00	Miami, Fla.	Minnesota	W	38-30
1998	Micron PC	12/29/98	Miami, Fla.	Miami	L	23-46
1994	Peach	1/1/95	Atlanta, Ga.	Mississippi St.	W	28-24
1993	Hall of Fame	1/1/94	Tampa, Fla.	Michigan	L	7-42
1992	Gator	12/31/92	Jacksonville, Fla.	Florida	L	10-27
1991	Peach	1/1/92	Atlanta, Ga.	East Carolina	L	34-27
1990	All American	12/28/90	Birmingham, Ala.	Southern Miss.	W	31-27
1989	Copper	12/31/89	Tucson, Ariz.	Arizona	L	10-17
1988	Peach	12/31/88	Atlanta, Ga.	Iowa	W	28-23
1986	Peach	12/31/86	Atlanta, Ga.	Virginia Tech	L	24-25
1978	Tangerine	12/23/78	Orlando, Fla.	Pittsburgh	W	30-17
1977	Peach	12/31/77	Atlanta, Ga.	Iowa State	W	24-14
1975	Peach	12/31/75	Atlanta, Ga.	West Virginia	L	10-13
1974	Astro-Bluebonnet	12/23/74	Houston, Texas	Houston	T	31-31
1973	Liberty	12/17/73	Memphis, Tenn.	Kansas	W	31-18
1972	Peach	12/29/72	Atlanta, Ga.	West Virginia	W	49-13
1967	Liberty	12/16/67	Memphis, Tenn.	Georgia	W	14-7
1963	Liberty	12/21/63	Philadelphia, Penn.	Mississippi St.	L	12-16
1946	Gator	1/1/47	Jacksonville, Fla.	Oklahoma	L	13-34

**SCORING HIGHS****MOST POINTS, GAME**

NC State	56	vs. Kansas	2003 Tangerine
Opp.:	46	by Miami	1998 Micron PC

**MOST POINTS, FIRST QUARTER**

NC State	21	vs. Kansas	2003 Tangerine
Opp.:	21	by Minnesota	2000 Micron PC

**MOST POINTS, SECOND QUARTER**

NC State:	21	vs. Iowa	1988 Peach
	21	vs. N. Dame	2002 Gator
Opp.:	21	by Michigan	1994 Hall of Fame
	21	by Pittsburgh	2001 Tangerine

**MOST POINTS, THIRD QUARTER**

NC State:	21	vs. W. Virginia	1972 Peach
Opp.:	21	by Michigan	1994 Hall of Fame

**MOST POINTS, FOURTH QUARTER**

NC State:	14	vs. four teams	
Opp.:	21	by Houston	1974 Bluebonnet

**MOST POINTS, FIRST QUARTER, BOTH TEAMS**

28	NCSU (21), Kansas (7)	2003 Tangerine
----	-----------------------	----------------

**MOST POINTS, 2ND QUARTER, BOTH TEAMS**

35	NCSU (14), Vanderbilt (21)	2012 Music City
----	----------------------------	-----------------

**MOST POINTS, 3RD QUARTER, BOTH TEAMS**

24	NCSU (14), Kansas (10)	2003 Tangerine
----	------------------------	----------------

**MOST POINTS, 4TH QUARTER, BOTH TEAMS**

35	NCSU (14), Houston (21)	1974 Bluebonnet
----	-------------------------	-----------------

**WOLFPACK BOWL MVPs**

2011 Belk	Mike Glennon, QB
2010 Champs Sports	Russell Wilson, QB
2005 Meineke Car Care	Stephen Tulloch, LB
2003 Mazda Tangerine	Philip Rivers, QB
2002 Toyota Gator	Philip Rivers, QB
2001 Tangerine	Philip Rivers, QB (Off) Terrance Martin, DT (Def) Dan. Burnette, LB (Def)
2000 MicronPC.com	Philip Rivers, QB
1995 Peach Bowl	Tre. Stephens, RB (Off) Damien Covington, LB (Def)
1989 Copper Bowl	S. Montgomery, QB
1988 Peach Bowl	S. Montgomery, QB (Off) Michael Brooks, DB (Def)
1986 Peach Bowl	Erik Kramer, QB (Off) Derrick Taylor, DB (Def)
1978 Tangerine Bowl	Ted Brown, RB
1977 Peach Bowl	Johnny Evans, QB (Off) Richard Carter, DB (Def)
1973 Liberty Bowl	Stan Fritts, FB
1972 Peach Bowl	Dave Buckley, QB (Off) George Bell, DT (Def)
1967 Liberty Bowl	Jim Donnan, QB (Off)
1963 Liberty Bowl	Mark Capuano, DE (Def) Jim Rossi, QB

**ROMAN  
GABRIEL**

Quarterback



**At NC State:** A two-time All-American, Roman Gabriel starred at quarterback for NC State in the early 1960s and finished his career holding virtually every Wolfpack passing record. An academic All-American, Gabriel saw his jersey retired and presented to him by Governor Terry Sanford on Jan. 20, 1962 at halftime of an NC State-Maryland basketball game in Reynolds Coliseum. A first-round draft pick by the Los Angeles Rams, he went on to a distinguished professional career.

**In the Professional Ranks:**

Gabriel played 15 seasons in the NFL, splitting time with the Los Angeles Rams (1962-72) and the Philadelphia Eagles (1973-77). He was named the NFL's Most Valuable Player in 1969 and earned Pro Bowl spots in 1967, 1968, 1969 and 1970. He was the MVP of the 1970 Pro Bowl. He ranked as the Rams' all-time passing leader with 22,223 yards and 154 touchdowns (1,705 com./3,313 att.) and threw for 7,221 yards and 45 touchdowns (661 com./1,185 att.) with the Eagles. In 1973, he led the NFL with 3,219 yards and 23 touchdown passes. He still holds the Rams' career records for: touchdown passes (154), passing yards (22,223), passes attempted (3,313), and passes completed (1,705). Gabriel was inducted into the College Football Hall of Fame in 1989.

**JIM  
RITCHER**

Offensive Line



**At NC State:** Jim Richter is one of three Atlantic Coast Conference players to win the Outland Trophy, awarded annually to the nation's premier lineman. A two-time consensus All-American, Richter won the award as a Wolfpack senior in 1979, when he literally cleared the way for NC State to win the ACC Championship. Still an active member of the Wolfpack family, Richter, whose sons John and Harrison both played for NC State, thrived in the NFL for 16 years, playing in four Super Bowls with the Buffalo Bills. Richter's No. 51 was retired on Feb. 8, 1987. He was inducted into the College Football Hall of Fame in 1998.

**In the Professional Ranks:** A first-round draft choice in 1980, Richter went on to play 16 seasons in the NFL, splitting time with the Buffalo Bills (1980-93) and the Atlanta Falcons (1994-95). An All-Pro choice in 1986, 1988, and 1990, Richter played in the 1992 and 1993 Pro Bowls. He also played in four Super Bowls with Buffalo and played in more games than any other Buffalo Bill (225). He was inducted into the Buffalo Hall of Fame in 2005 and was the recipient of the Gerald R. Ford Legends Award in 2009.

**DICK  
CHRISTY**

Half Back



**At NC State:** Scoring all 29 of NC State's points, Dick Christy earned the Wolfpack its first Atlantic Coast Conference Championship in a 29-26 win in the Pack's season-finale at South Carolina on Nov. 23, 1957. Christy earned first team All-America recognition from the Associated Press and United Press International for his efforts that season. He ended his career in '57 holding 14 NC State records and four ACC records. Nearly 40 years later, Christy's jersey was retired on Nov. 8, 1997 in a game against Maryland. He died in a car accident in 1965 and was named to the ACC's Silver Anniversary Team in 1978.

**In the Professional Ranks:**

Christy played five seasons in the NFL, splitting time with the Pittsburgh Steelers (1958), Boston Patriots (1960) and the New York Titans (1961-63). He was selected to play in the 1962 AFL All-Star game and led the AFL and NFL in punt returns in 1961 and 1962 with 21.3 and 16.7 yards per return, respectively. In 1962, he was named his team's MVP, when he led the squad in rushing, punt returns and kickoff returns.

**TED  
BROWN**

Running Back



**At NC State:** Ted Brown is inarguably the greatest running back to play for NC State, if not in the Atlantic Coast Conference. A native of High Point, N.C., Brown rushed for a school and ACC record 4,602 yards from 1975-78. He scored 51 touchdowns during his career, which stood as the top mark in ACC history until 2005. His jersey was retired during pregame ceremonies prior to his final home game on Nov. 18, 1978 against Duke. He was a first-round draft pick of the Minnesota Vikings where he enjoyed an all-star career.

**In the Professional Ranks:**

Brown starred for eight seasons in the NFL as a member of the Minnesota Vikings squad from 1979-86. He scored 53 career touchdowns (40 rushing and 13 receiving), the fifth-best mark in Viking history. His 4,546 career rushing yards ranks third in the history of that franchise.

18

51

40

23



**TORRY  
HOLT**

Wide Receiver



**At NC State:** Torry Holt was a human highlight film for NC State from 1995-98, and culminated his career by being named a consensus All-American. Holt rewrote the Wolfpack record books, setting single game, single season and career records in almost every passing category. He also set an ACC record with 3,379 reception yards for his career. The two-time All-ACC performer was named the ACC Player of the Year and Offensive Player of the Year following his senior campaign, and was also a finalist for the Biletnikoff Award, honoring the nation's top wide receiver. His jersey was retired on Jan. 16, 1999 during halftime ceremonies of the final NC State-UNC basketball contest that was played in Reynolds Coliseum.

**In the Professional Ranks:** Holt was a first-round draft pick of the Saint Louis Rams in 1999, the sixth selection overall, and made the Pro Bowl seven times. He won a Super Bowl ring during his rookie campaign, and in the process set Super Bowl rookie records with seven catches and 109 receiving yards. He was the first player in NFL history to record five straight seasons with 1,300 receiving yards, and he was the fifth-fastest in NFL history to 5,000 yards and fourth-fastest to 500 career receptions. Holt played with the Jacksonville Jaguars in 2009 and the New England Patriots in 2010 before announcing his retirement. He now serves as an analyst for the NFL Network.

**DENNIS  
BYRD**

Defensive Line



**At NC State:** Dennis Byrd was a dominating presence for the Wolfpack's famed "White Shoes" defense, competing on the defensive line for NC State from 1965-67. An adept pass rusher who combined size, agility, strength and a desire for hitting, Byrd was the Pack's first consensus All-American, earning honors in 1967. He was also the first three-time All-ACC player in league history, earning accolades all three years that he lettered. As a junior, he led the voting for All-ACC lineman and after his senior campaign, participated in four college all-star games. Byrd, who passed away in July of 2010, was inducted into the National Football Foundation's Hall of Fame in December of that year.

**In the Professional Ranks:** Byrd was a first-round draft pick of the Boston Patriots of the American Football League in 1968.

**BILL  
YOEST**

Offensive Guard



**At NC State:** A consensus All-American guard, Bill Yoest lettered for the Wolfpack from 1970-73 and was the recipient of the 1973 Jacobs Blocking Trophy. A Pittsburgh native, Yoest won All-America honors from the Associated Press, UPI, Football Writers, Football Coaches, NEA and Walter Camp that season. Yoest was selected for two postseason all-star games, the '74 Hula Bowl and the East-West Shrine Game, in which he was elected co-captain of the East squad. His No. 63 was retired at halftime of the North Carolina game, Sept. 27, 2003.

**In the Professional Ranks:** Yoest played a short stint with the Orlando Blazers of the World Football League and then returned to Raleigh, where he started a financial services business.

**PHILIP  
RIVERS**

Quarterback



**At NC State:** The 2003 ACC Player of the Year, Philip Rivers started all 51 games at quarterback for the Wolfpack over his four years, an NCAA record. Rivers rewrote the record books for both NC State and the ACC in every passing and total offense category. Rivers ended up the second-leading passer in NCAA history with 13,494 career passing yards and 13,582 career yards of total offense and finished tied for fifth in NCAA history with 95 career TD passes. The Athens, Ala., native capped off his marvelous career with a stellar senior season in which Rivers led the nation with a 72.0 completion percentage and 170.49 pass efficiency rating. Rivers became the first QB in ACC history and only the seventh in NCAA history to throw for 3,000 yards in three different seasons. The MVP of the 2003 Tangerine Bowl with his fifth 400-yard passing day of the year, Rivers was also named the MVP of the Senior Bowl. His jersey, number 17, was retired before his final home game, Nov. 22, 2003.

**In the Professional Ranks:** A first-round draft choice, Rivers was selected by the New York Giants with the fourth pick of the 2004 NFL Draft and was traded to the San Diego Chargers minutes later. He has been selected to the Pro Bowl four times.

81

77 63

17

## FIRST OR SECOND-TEAM SELECTIONS

## JOHN RIPPLE, T

1918 - Walter Camp (2nd)

NC State's first All-American selection, John Ripple was also the first collegiate player in the state of North Carolina to be named to the prestigious Walter Camp squad. At 6-0, 180 pounds, he had never played football until making the squad as a sophomore in 1918.



## STEVE SABOL, C

1935 - Newspaper Enterprise Assoc. (2nd)

Associated Press (3rd)

A Campbell, Ohio, native, Sabol became the Pack's starting center as a sophomore in 1933. The 6-0, 190-pounder played every snap in eight of State College's nine contests that season, sitting out just one quarter: the final period in a rout of Catawba. He was a three-time All-Southern Conference selection (1933-35) during his career.



## ED "TY" COON, T

1938 - World Telegram (2nd); College Humor (2nd);

1939 - Newspaper Enterprise Association (2nd); New York Sun (2nd); Hearst (3rd); Dr. L.H. Baker (3rd)

This All-Southern Conference selection played on the Wolfpack varsity squad from 1938-40. A 6-3, 202 pounder from Watertown, Conn., Coon had his best game against highly ranked Alabama in 1938, when he led the defense in tackles and blocked a punt.



## ELMER COSTA, T

1949 - UPI (HM); 1950 - Chicago Tribune (1st)

At 220 pounds, Elmer Costa was touted as the heaviest player on the Wolfpack squad in the late 40s. A two-time All-Southern Conference honoree, he helped the Pack earn a huge upset versus Maryland in 1950 in NC State's first televised game. He was named the AP's National Lineman of the Week for that performance.



## DICK CHRISTY, HB

1957 - Associated Press (1st); UPI (1st)

Dick Christy starred on the freshman squad in 1954, advancing to the varsity the following year. At 5-10, 190 pounds, he led the team in rushing with 602 yards that season, and then ran for 589 yards, threw for 123 yards and returned kickoffs and touchdowns in 1956. He will always be remembered for scoring all 29 points in NC State's ACC Title-clinching 29-26 win over South Carolina in 1957. He was named the ACC Player of the Year and ACC Athlete of the Year as a senior.



## DICK CHRISTY CAREER STATS


Year	Rush	Yds.	Avg.	TD	Rec-Yds
1955	85	602	7.1	4	12-197
1956	119	589	5.0	3	2-38
1957	144	626	4.3	13	10-211
Total	348	1817	5.2	20	24-486

## ROMAN GABRIEL, QB

1960 - Football Writers (1st); Football News (1st); Football Coaches (2nd); UPI (2nd); NEA (2nd);

1961 - Football Writers (1st); Football News (1st); Football Coaches (1st); Time Magazine (1st); UPI (2nd); NEA (2nd)

At 6-4, 200 pounds, Roman Gabriel began his collegiate career as a star in the defensive secondary as well as being the Wolfpack signal caller. The Wilmington, N.C., native was tabbed as the National Sophomore Back of the Year by The Saturday Evening Post and Playboy prior to his sophomore campaign. He didn't disappoint, leading the NCAA in completion percentage with a school record .604 in 1959. He threw for a then-school record 2,951 yards passing for his career, including 19 touchdowns. He ranked eighth nationally in total offense in 1960 and 14th during his senior campaign. He was named the ACC Player of the Year in 1960 and 1961 and was a 1960 Academic All-American. He went on to a spectacular professional career, earning four trips to the Pro Bowl and being named the NFL's MVP in 1969.



## ROMAN GABRIEL CAREER STATS

Year	Att.	Com.	Pct.	Yds.	TD	Int.	Rush	Yds
1959	134	81	.604	832	3	7	54	-44
1960	186	105	.565	1182	8	7	98	164
1961	186	99	.532	937	8	6	174	196
Total	506	285	.563	2951	19	20	326	316

## DON MONTGOMERY, END

1963 - Football Writers (2nd)

A 6-2, 216 pound end from Albemarle, N.C., Don Montgomery overcame injuries in his first two collegiate campaigns and earned All-ACC honors as a junior in 1962. He also enjoyed great success for the Wolfpack on the baseball diamond, earning second-team all-league status.



## DENNIS BYRD, DT

1966 - Football Writers (1st); NEA (1st); Associated Press (2nd);

1967 - Consensus 1st Team (Associated Press, UPI, The Sporting News, NEA, Football Writers, Football Coaches, Central Press, Time Magazine, Walter Camp Foundation, Playboy)

At 6-4, 257 pounds, Dennis Byrd dominated many big games during his career with the Wolfpack. He was the first player in ACC history to earn three first-team All-ACC honors and became NC State's first consensus All-American.



## FRED COMBS, DB

1967 - Football Writers (1st); UPI (2nd); Associated Press (HM)

A key member of the "White Shoes" defense in 1967, Fred Combs contributed two punt returns for touchdowns over 70 yards and a 70-yard interception return for a score that season. The Hertford, N.C., native set an ACC record with 434 yards in punt returns that season and sealed the win versus second-ranked Houston with an interception.




## GERALD WARREN, K

1967 - Associated Press (2nd);

1968 - Associated Press (1st)

An Elizabeth City, N.C., native, Gerald Warren set an NCAA record with 17 field goals during the 1967 campaign. He finished the year with 70 kicking points, another national best. He also became the first kicker ever to lead the ACC in scoring.



## GERALD WARREN CAREER STATS

Year	G	PAT	FG	LP	Pts.
1966	2	2-2	0-2	—	2
1967	10	19-19	17-22	47	70
1968	10	22-23	9-16	47	49
Total	22	43-44	26-38	47	121

**RON CARPENTER, DT**

1968 - NEA (1st)

A 6-5, 255-pounder from High Point, N.C., Ron Carpenter was a two-time All-ACC selection and earned All-America honors as a junior. He went on to the NFL in 1970, starting for seven seasons with the Cincinnati Bengals.

**CAREY METTS, C**

1968 - Football Writers (2nd)

A 6-2, 230-pounder from Greensboro, N.C., Carey Metts played almost every snap during his sophomore, junior and senior campaigns. He came to NC State after playing a year at Elon College.

**BILL YOEST, G**

1973 - Consensus 1st Team (Associated Press, UPI, Football Writers, Football Coaches, NEA, Walter Camp)

A 6-0, 243 pound Pittsburgh, Pa., native, Bill Yoest moved into the starting lineup as a sophomore in 1970, but his football career almost ended when he had surgery to remove part of a vertebra following the season. After redshirting in 1971, he regained his starter's position and was an All-ACC honoree as a junior. In addition to being named a consensus All-American in 1973, he also won the Jacobs Blocking Trophy for the ACC.

**STAN FRITTS, FB**

1974 - Associated Press (2nd)

An Oak Ridge, Tenn., native, Stan Fritts tallied an ACC record 42 touchdowns during his career at State, despite his 6-0, 165 pound frame. He also set what was then a school rushing record with 2,542 yards. He was an All-ACC performer as a sophomore and senior and was a 1973 Academic All-American.

**STAN FRITTS CAREER STATS**

Rushing	G	Att.	Yds.	Avg.	TD
1972	11	145	689	4.8	17
1973	11	144	684	4.8	13
1974	11	245	1169	4.8	12
Total	33	534	2542	4.8	42

**DON BUCKEY, SPLIT END**

1975 - Football Writers (1st)

While his twin brother Dave was starting at quarterback, Don Buckey rewrote the NC State record books in the receiving categories. The 5-11, 160 pounder was an All-ACC performer, catching 102 passes for 1,735 yards during his career.

**DON BUCKEY CAREER STATS**

Year	G	Rec.	Yds.	Avg.	TD
1972	11	18	292	16.3	0
1973	11	24	439	18.3	2
1974	11	26	452	17.4	2
1975	11	34	551	16.2	1
Total	44	102	1734	17.0	5

**JOHNNY EVANS, P**

1977 - NEA (2nd)

A High Point, N.C., native, Johnny Evans still holds the ACC record for punting average at 44.02 yards, a mark that also ranks among the all-time NCAA leaders. He led the league in punting three straight years, while starting at quarterback for the Wolfpack two seasons.

**JOHNNY EVANS CAREER PUNTING STATS**

Year	G	No.	Yds.	BK	Avg.
1974	11	38	1653	0	43.5
1975	11	42	1874	0	44.6
1976	11	47	2168	0	46.1
1977	11	58	2448	0	42.2
Total	44	185	8143	0	44.0

**TED BROWN, RB**

1978 - Consensus 1st Team (Associated Press, UPI, Football Writers, Football Coaches)

A 5-11, 170 pound High Point, N.C., native, Ted Brown, was named the ACC Freshman of the Year in 1975 and went on to set the league record for career rushing yards that still stands (4,602 yards). He is the only player in league history to earn four first-team All-ACC honors. When he finished his career, he ranked fourth on the NCAA Division I all-time career rushing chart, trailing only Tony Dorsett, Archie Griffin and Ed Marinaro with 4,602 yards. He was a four-time All-ACC performer and went on to play seven years with the Minnesota Vikings.

**TED BROWN CAREER STATS**

Year	G	Att.	Yds.	Avg.	TD	Rec-Yds
1975	10	142	913	6.4	13	16-160
1976	11	198	1088	5.5	13	25-239
1977	11	218	1251	5.7	14	24-164
1978	11	302	1350	4.5	11	17-197
Total	43	860	4602	5.4	51	82-760

**JIM RITCHER, C**

1978 - Consensus 1st Team (Associated Press, UPI, Football Writers, Football Coaches);

1979 - Consensus 1st Team (Associated Press, UPI, Football Writers, Football Coaches, Walter Camp)

A 6-3, 245-pounder from Hinckley, Ohio, Jim Ritcher was the 1979 recipient of the Outland Trophy, which is presented annually to the nation's premier lineman. He won the ACC's Jacobs Blocking Trophy twice and went on to a successful NFL career.

**VAUGHAN JOHNSON, LB**

1983 - The Sporting News (1st), Associated Press (2nd)

Vaughan Johnson, a 6-3, 230 pound Morehead City, N.C., native, paced State in tackles in 1982 (167) and 1983 (144) and his 384 career stops still ranks third on the Wolfpack list. He went on to a successful NFL career, earning All-Pro honors from 1988-92.


**VAUGHAN JOHNSON CAREER STATS**

Year	UT	AT	Tot.	TFL	Sk
1980	8	8	16	0-0	0-0
1981	31	26	57	1-2	0-0
1982	92	75	167	7-10	4-24
1983	77	67	144	4-8	3-25
Total	208	176	384	12-20	7-49

**NASRALLAH WORTHEN, WR**

1986 - Football News (3rd); 1988 - Sporting News (2nd)

A 5-9, 170-pound Jacksonville, Fla., native, Naz Worthen earned All-ACC honors in 1986 and 1988 and ranked as the NC State career leader in receptions and receiving yards following his career.






## NASRALLAH WORTHEN CAREER STATS

Year	G	Rec.	Yds.	Avg.	TD	KOR	PR
1984	9	9	200	22.2	1	13-287	0-0
1985	11	26	505	19.4	2	20-448	0-0
1986	10	41	686	16.7	4	2-48	0-0
1987	Redshirted						
1988	11	55	856	15.6	7	1-23	10-106
Total	41	131	2247	17.2	14	36-806	10-106

## JESSE CAMPBELL, SS

1989 - Football News (2nd), UPI (HM), The Sporting News (HM); 1990 - Football News (1st), The Sporting News (1st), UPI (2nd), Associated Press (3rd)

A native of Vanceboro, N.C., Jesse Campbell earned ACC Rookie of the Year honors in 1988 and then went on to earn three All-ACC honors. In 1988, he led the Pack in tackles (83), tackles for loss (11-53), passes broken up (11) and interceptions (five).



## JESSE CAMPBELL CAREER STATS

Year	G	UT	AT	Tot.	TFL	SK	FC/FR	Int	PBU
1988	11	64	21	85	11-53	0-0	6/1	5-71	11
1989	11	70	36	106	7-32	4-33	6/4	2-8	9
1990	10	53	25	78	4-10	1-8	3/1	0-0	10
Total	32	187	82	269	22-95	5-41	15/6	7-79	30

## MIKE REID, SS

1992 - Associated Press (2nd)

A 1992 All-ACC performer, Mike Reid led the Pack in PBUs as a junior (14) and senior (13) and both marks still rank among the Wolfpack single season bests. The 6-2, 219 pound native of Pacolet, S.C., tallied 88 tackles during his senior campaign.



## MIKE REID CAREER STATS

Year	G	UT	AT	Tot.	TFL	Int	PBU
1989	10	9	8	17	0-0	0-0	0
1990	Redshirted						
1991	11	61	22	83	5-22	2-31	14
1992	12	64	24	88	4-16	3-88	13
Total	33	134	54	188	9-38	5-119	27

## SEBASTIAN SAVAGE, CB

1992 - UPI (2nd), Football News (2nd)

A 5-11, 187 pound cornerback from Carlisle, S.C., Sebastian Savage certainly lived up to his name. He earned first-team All-ACC honors in 1991 and 1992 and broke up 16 passes in his career.



## SEBASTIAN SAVAGE CAREER STATS

Year	G	UT	AT	Tot.	TFL	Int	PBU
1989	11	18	13	31	0-0	0-0	0
1990	11	56	29	85	0-0	3-8	10
1991	11	43	20	63	0-0	5-102	6
1992	12	71	19	90	3-5	1-0	11
Total	45	188	81	269	3-5	9-110	27

## STEVE VIDETICH, K

1994 - UPI (2nd), Football News (2nd)

This 6-2, 218-pound kicker from Winston-Salem, N.C., earned All-ACC honors in 1993 and 1994. He still owns the sixth- and seventh- best single season field goals marks in school history (16 in 1994, 14 in 1992) and ranks third in career field goals with 42.



## STEVE VIDETICH CAREER STATS

Year	G	PAT	FG	LP	Pts.
1991	NA	0-0	0-0	—	0
1992	12	38-38	14-22	48	80
1993	11	26-28	12-13	46	62
1994	11	29-31	16-18	50	77
Total	NA	93-97	42-53	50	219

## MARC PRIMANTI, PK

1996 - Consensus 1st Team (Associated Press, The Sporting News, Football Writers Association, Football News)

Dubbed "Mr. Automatic" by the end of his senior campaign, the 5-7, 171-pound Thorndale, Pa., native connected on all 20 of his field goal attempts and all 24 of his PATs in 1996. In addition to his consensus All-America status, he was also the recipient of the Lou Groza Collegiate Placekicker Award.



## MARC PRIMANTI CAREER STATS

Kicking	G	PAT	FG	LP	Pts.
1995	11	27-28	11-13	45	60
1996	11	24-24	20-20	48	84
Total	22	51-52	31-33	48	144

## TERRY HOLT, WR

1998 - Consensus 1st Team (Associated Press, The Sporting News, AFCA, Football Writers, Football News)

A 6-1, 193 pound native of Gibsonville, N.C., Terry Holt rewrote the NC State and ACC record books during his senior campaign. He set the league mark for career receiving yards (3,379) and set Wolfpack career bests for receptions (191), touchdown receptions (31) and 100-yard receiving



games (14). He was named the ACC Player of the Year and Offensive Player of the Year for 1998 and was a two-time all-conference choice.

## TERRY HOLT CAREER STATS

Year	G	Rec.	Yds.	Avg.	TD	PR	All-Pur
1995	11	17	261	15.4	1	5-20	557
1996	7	24	415	17.3	3	1-(-1)	566
1997	11	62	1099	17.7	16	12-162	1267
1998	11	88	1604	18.2	11	20-273	1979
Totals	40	191	3379	17.7	31	38-454	4369

## LLOYD HARRISON, CB

1998 - Associated Press (2nd), Football News (2nd)

1999 - Associated Press (3rd), CBS Sportsline (2nd)

Lloyd Harrison led the ACC in interceptions and passes broken up as a junior in 1998, tallying seven picks and 23 PBUs. The 5-11, 180 pound cornerback from Floral Park, N.Y., was also named a preseason All-American for 1999 by Playboy. Finished his career ranked third in school history with 12 interceptions, third in passes broken up with 40.



## LLOYD HARRISON CAREER STATS

Year	GP-GS	UT	AT	Tot.	FC/FR	Int.	PBU
1996	8-0	2	1	3	0/0	0-0	0
1997	11-2	27	11	38	0/0	0-0	2
1998	11-11	55	25	80	2/0	7-51	23
1999	12-12	56	12	68	0/1	5-0	15
Total	42-25	140	49	198	2/1	12-51	40

## KOREN ROBINSON, WR

2000 - Football News (2nd), AP (3rd)

Koren Robinson was named first-team All-ACC as a wide receiver and return specialist in 2000. A semifinalist for the 2000 Biletnikoff Award, the Belmont, N.C., native became the second wide receiver in school history to go over 1,000-yards in a season. He concluded his brief career ranked fifth in school history with 1,914 receiving yards and seventh in receptions with 110. Robinson tied the school record with Terry Holt for most 100-yard receiving games with 14 and was a first-round draft pick of the Seattle Seahawks in 2001.



## KOREN ROBINSON CAREER STATS

Year	GP-GS	Rec	Yds	TD	All-Pur.
1999	11-6	48	853	2	1,016
2000	11-8	62	1,061	13	1,880
Totals	22-14	110	1,914	15	2,896



**LEVAR FISHER, LB**

2000 - Football Writers, Football News (1st), AP, Walter Camp (2nd);

2001 - AP (1st), AFCA (1st), All American Football Foundation (1st), Football News (2nd), The Sporting News (3rd)

Levar Fisher set the NC State career record for tackles with 492 in his four-year career. A two-time first-team All-ACC performer, he led the nation in tackles with an average of 15.1 per game in 2000. The ACC's 2000 Defensive Player of the Year and a finalist for the Bronko Nagurski Trophy, he is tied for third in Wolfpack history in career tackles for loss (33-147) and is tied for second in fumbles caused (9). Fisher was also a semifinalist for the 2001 Butkus Award.

**LEVAR FISHER CAREER STATS**

Yr	GP-GS	PI	Hit	Ast	Tot	TFL	Sk	QP	FC/R
1998	11-8	NA	39	35	74	3-21	2-17	4	3/0
1999	12-12	663	63	41	104	12-62	3.5-34	8	0/1
2000	11-11	750	90	76	166	15-46	5-22	5	5/3
2001	11-11	700	84	64	148	3-18	1.5-17	4	1/2
Tot	45-42	NA	276	216	492	33-147	12-90	21	9/6

**TERRENCE HOLT, FS**

2002 - The Sporting News (1st), All-American Football Foundation (1st), CNN/SI (2nd)

A two-time All-ACC performer, Terrence Holt finished his career as the ACC career leader with 12 blocked kicks. He was a finalist for the Mosi Tatupu National Specialist of the Year award in 2002 and was semi-finalist for the Thorpe Award. He also set the NC State record for career tackles for a defensive back with 315 for his career, ranking fourth on the 2002 NC State squad with 100 stops. He could also be the national record holder with eight career blocked field goals, he tied a national mark with four in 2001 and had one in 2002.

**TERRENCE HOLT CAREER STATS**

Year	GP-GS	PI	Hit	Ast	Tot	PBU	Int	BK
1999	12-1	58	13	9	22	1	0-0	2
2000	11-11	791	53	36	89	7	1-34	3
2001	11-11	795	62	42	104	5	1-22	4
2002	14-14	882	70	30	100	7	2-12	3
Totals	48-37	2526	198	117	315	20	4-68	12

**MARIO WILLIAMS, DE**

2004 - Freshman All-American - Football News, Football Writers, The Sporting News

2005 - Sports Illustrated (1st), Walter Camp (2nd);

Mario Williams followed his record-setting college career by becoming the first ACC player ever to earn the number-one pick in the NFL draft. A two-time first-team All-ACC performer, the Richlands, N.C., native was named the team MVP for 2005 when he set the NC State single-season records for tackles for loss (27.5) and sacks (14.5). That sack total led the ACC and ranked fourth nationally, while his TFLs ranked second in the league, tied for sixth nationally. The NC State career record holder with 55.5 stops behind the line of scrimmage, his 25.5 career sacks tied for the best mark in school history. He also set the Wolfpack single game records for tackles for loss (6) and sacks (4) in the win over Southern Miss.

**WILLIAMS CAREER STATS**

Year	GP-GS	PI	Hit	Ast	Tot	TFL-YD	Sk-YD	QP
2003	13-13	759	34	22	56	13-44	5-27	7
2004	11-11	587	44	13	57	15-82	6-49	19
2005	12-10	765	48	19	67	27.5-101	14.5-80	23
Totals	36-34	2111	126	54	180	55.5-227	25.5-156	49

**NATE IRVING, LB**

2010 - Sports Illustrated (1st), Scout.com (1st), Walter Camp (2nd), AP (3rd)


After missing the entire 2009 season due to serious injuries sustained in a car accident, Nate Irving bounced back to earn first-team All-ACC honors. He tied for the team lead with 97 total tackles and served as one of three team captains in 2010, collecting first-team All-America honors from Sports Illustrated and Scout.com, while taking second-team from Walter Camp and third-team from the Associated Press. Named the nation's "elite" linebacker by the College Football Performance Awards, Irving set an NCAA record as a senior when he tallied eight tackles for loss in a win over Wake Forest. He was a co-recipient of the ACC's prestigious Piccolo Award, given annually to the league's "most courageous" player.

**NATE IRVING CAREER STATS**

Yr	GP-GS	PI	Hit	Ast	Tot	TFL-YD	Sk	FC/FR
2007	11-4	296	30	22	52	7-31	1-7	2/0
2008	10-9	517	55	29	84	12-41	1-8	1/1
2010	13-13	773	51	46	97	20.5-77	6.5-41	3/2
Totals	34-26	1,586	136	97	233	39.5-149	9.5-56	7/3



THE HOLT BROTHERS, TORREY AND TERRENCE, WERE BOTH ALL-AMERICANS FOR THE WOLFPACK.

**DAVID AMERSON, CB**




2011 - Walter Camp (1st), ESPN (1st), Sports Illustrated (2nd), Associated Press (2nd), Yahoo (2nd), CBSSports.com (2nd), Rivals (2nd), Phil Steele (2nd)

Set a school and ACC single-season record with 13 interceptions, the second-highest total in FBS history. Shattered the school mark that had stood since 1938. Returned two interceptions for touchdowns. Named the recipient of the Jack Tatum Award and was a finalist for the Thorpe Award.

**DAVID AMERSON CAREER STATS**

Year	GP-GS	PI	Hit	Ast	Tot	INT	PBU
2010	13-9	640	39	11	50	0-0	1
2011	13-13	866	44	15	59	13-205	5
2012	13-13	920	48	12	60	5-82	7
Totals	39-35	2,426	131	38	169	18-287	13

## PLAYER OF THE YEAR



## ATHLETE OF THE YEAR

1957	Dick Christy
1960	Roman Gabriel

## OFFENSIVE PLAYER OF THE YEAR

1998	Torry Holt, WR
2003	Philip Rivers, QB

## COACH OF THE YEAR

1957	Earle Edwards
1963	Earle Edwards
1965	Earle Edwards
1967	Earle Edwards
1972	Lou Holtz
1986	Dick Sheridan

## JACOBS BLOCKING TROPHY

	ACC's Outstanding Blocker
1941	Bob Cathey, BB
1948	Robert Bowlby, BB
1949	Robert Bowlby, BB
1973	Bill Yoest, G
1978	Jim Ritcher, C
1979	Jim Ritcher, C

## BRIAN PICCOLO AWARD

	ACC's Most Courageous Player
1977	Ralph Stringer, DB
1991	Scott Adell, OL
2009	Toney Baker, HB
2010	Nate Irving, LB

## ROOKIE OF THE YEAR

1975	Ted Brown, RB
1981	Joe McIntosh, RB
1986	Ray Agnew, DT
1988	Jesse Campbell, SS
1998	Ray Robinson, TB
1999	Koren Robinson, WR
2000	Philip Rivers, QB
2002	T.A. McLendon, TB
2008	Russell Wilson, QB

## DEFENSIVE PLAYER OF THE YEAR

2000	Levar Fisher, LB
------	------------------

## ALL-ACC

as selected by the Atlantic Coast Sports Media Association

## FIRST OR SECOND TEAM



**LEVAR FISHER WAS THE 2001 ACC  
DEFENSIVE PLAYER OF THE YEAR.**

1954 George Marinkov, RB (2nd)  
1955 Dick Christy, HB (2nd)  
Al D'Angelo, G (2nd)  
1956 John Collar, E (2nd)  
John Szuchan, T (2nd)  
1957 Dick Christy, HB  
Jim Oddo, C  
1957 Darrell Dess, T (2nd)  
Dick Hunter, RB (2nd)  
Bill Rearick, G (2nd)  
1958 Bob Pepe, E  
Bill Rearick, G  
Joe Rodri, G (2nd)  
Ken Trowbridge, RB (2nd)  
1959 Frank Morocco, G (2nd)  
Ron Podwika, RB (2nd)  
1960 Roman Gabriel, QB  
Collice Moore, T  
Jim Fitzgerald, C (2nd)  
Alex Gilleskie, G (2nd)  
Jim Tapp, E (2nd)  
1961 Roman Gabriel, QB  
John Morris, E  
1962 Don Montgomery, E  
Joe Scarpati, RB (2nd)  
Bill Sullivan, G (2nd)  
1963 Jim Rossi, QB  
Bill Sullivan, G  
Bert Wilder, T  
Don Montgomery, E (2nd)  
Joe Scarpati, RB (2nd)

1964 Ray Barlow, E  
Glenn Sasser, T  
Bennett Williams, OG  
1965 Dennis Byrd, DT  
Tony Golmont, DB  
Shelby Mansfield, RB  
Pete Sokalsky, DE  
John Stec, OG  
1966 Dennis Byrd, DT  
Don DeArment, RB  
Dave Everette, LB  
Bill Gentry, OT  
Art McMahon, DB  
Gary Rowe, WR  
John Stec, OG  
1967 Dennis Byrd, DT  
Mark Capuano, DE  
Norm Cates, OG  
Fred Combs, DB  
Harry Martell, WR  
Gerald Warren, PK  
1968 Mark Capuano, DE  
Ron Carpenter, DT  
Bobby Hall, RB  
Don Jordan, OG  
Carey Metts, C  
Jack Whitley, DB  
Gary Yount, DB  
1969 Ron Carpenter, DT  
Mike Hilka, DB  
Don Jordan, OG

Jack Whitley, DB  
Gary Yount, DB  
1970 George Smith, LB  
Jack Whitley, DB  
1972 Willie Burden, RB  
Rick Druschel, OT  
Stan Fritts, RB  
Pat Kenney, FL  
Bruce Shavv, QB  
Mike Stultz, DB  
Bill Yoest, OG  
1973 Willie Burden, RB  
Rick Druschel, OT  
Bobby Pilz, DB  
Mike Stultz, DB  
Bill Yoest, OG  
1974 Bob Blanchard, OG  
Mike Devine, DB  
Justus Everett, C  
Stan Fritts, RB  
1975 Ted Brown, RB  
Dave Buckey, QB  
Don Buckey, SE  
Pat Hovance, TE  
Tom Higgins, DT  
Tom Serfass, OG  
Ralph Stringer, DB  
1976 Ted Brown, RB  
Mike Fagan, OT  
1977 Ted Brown, RB  
Richard Carter, DB  
Ralph Stringer, DB  
1978 Ted Brown, RB  
Chris Dieterich, OT  
Simon Gupton, DT  
Jim Ritcher, C  
Nathan Ritter, PK  
Woodrow Wilson, DB  
1979 Chris Dieterich, OT  
Simon Gupton, DT  
Jim Ritcher, C  
Woodrow Wilson, DB  
1980 Bubba Green, DT  
Chris Koehne, OT  
1981 Todd Auten, PK  
Chris Koehne, OT  
Donnie LeGrande, DB  
Joe McIntosh, RB  
1982 Eric Williams, DB  
1983 Vaughan Johnson, LB  
Joe McIntosh, RB  
1984 Joe Milinichik, OT  
1985 Erik Kramer, QB  
1986 Mike Cofer, PK  
Kelly Hollodick, P  
Erik Kramer, QB  
Nasrallah Worthen, WR  
1987 Chuck Massaro, C  
Craig Salmon, P  
1988 Ray Agnew, DT  
Scott Auer, OLB  
Jesse Campbell, DB  
Fred Stone, LB  
Nasrallah Worthen, WR  
1989 Ray Agnew, DT  
Jesse Campbell, DB

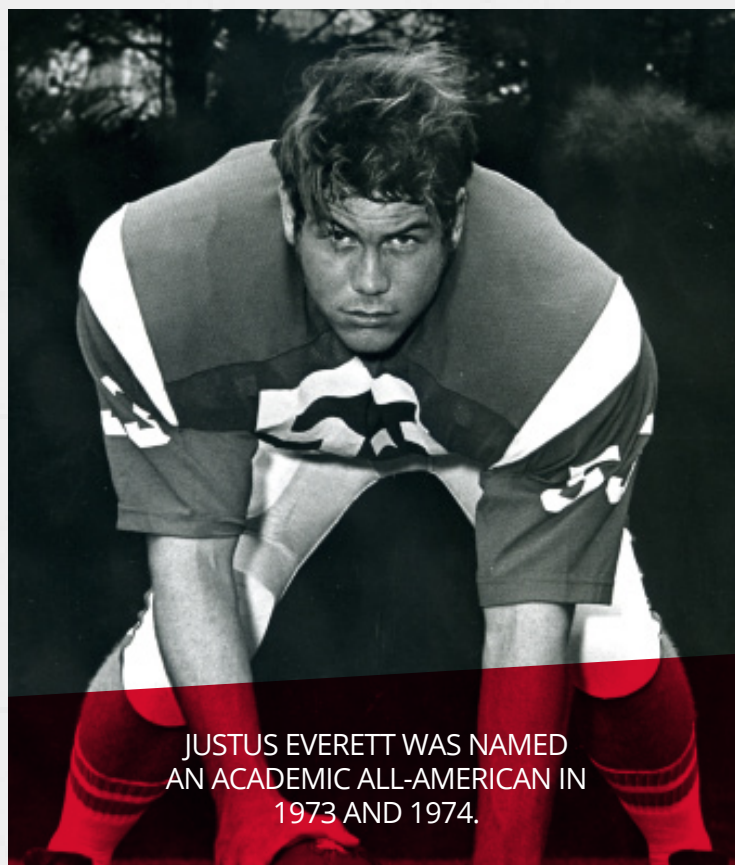
Bobby Houston, OLB  
Mike Kavulic, WR (2nd)  
S. Montgomery, QB (2nd)  
Rich Pokrant, OG (2nd)  
Fernandus Vinson, DB (2nd)  
1990 Jesse Campbell, DB  
Charlie Cobb, OG (2nd)  
Joe Johnson, DB (2nd)  
Mike Jones, DT (2nd)  
Fernandus Vinson, DB (2nd)  
1991 Charles Davenport, WR  
Sebastian Savage, DB  
Scott Adell, OT (2nd)  
Clyde Hawley, OG (2nd)  
Mike Reid, DB (2nd)  
Mark Thomas, DT (2nd)  
1992 Anthony Barbour, RB  
Mike Gee, OG  
Tyler Lawrence, OLB  
Ricky Logo, MG  
David Merritt, ILB  
Mike Reid, DB  
Sebastian Savage, DB  
Neal Auer, TE (2nd)  
Eddie Goines, WR (2nd)  
George Hegamin, OT (2nd)  
Terry Jordan, QB (2nd)  
Tim Kilpatrick, P (2nd)  
Carl Reeves, DT (2nd)  
1993 Damien Covington, ILB  
Eddie Goines, FL  
Tyler Lawrence, OLB  
Steve Videtich, K  
Gary Downs, RB (3rd)  
Eric Taylor, DT (3rd)  
De. Washington, CB(2nd)  
Todd Ward, C (2nd)  
James Walker, SS (3rd)  
1994 Damien Covington, ILB  
Eddie Goines, WR  
Steve Videtich, PK  
C. Hennie-Roed, OG (2nd)  
Steve Keim, OG (2nd)  
Carl Reeves, DT (2nd)  
T. Stephens, TB (2nd)  
1995 Steve Keim, G (2nd)  
Jon Redmond, G (2nd)  
1996 Marc Primanti, PK  
Lonnie Gilbert, G (2nd)  
1997 Torry Holt, WR  
Lonnie Gilbert, G  
Tremayne Stephens, RB  
1998 Lloyd Harrison, CB  
Torry Holt, WR  
Jamie Barnette, QB (2nd)  
Ian Rafferty, OT (2nd)  
1999 Lloyd Harrison, CB  
Tony Scott, CB (2nd)  
2000 Levar Fisher, LB  
Koren Robinson, WR  
Adrian Wilson, SS (2nd)  
Terrence Holt, FS (2nd)  
2001 Levar Fisher, LB  
Terrence Holt, FS  
Corey Smith, DE (2nd)  
Willie Wright, TE (2nd)

2002 Sean Berton, TE  
Dantonio Burnette, LB  
Jerricho Cotchery, WR  
Terrence Holt, FS  
T.A. McLendon, TB  
Chris Colmer, OT (2nd)  
Shawn Price, DE (2nd)  
Shane Riggs, OG (2nd)  
Philip Rivers, QB (2nd)  
2003 Jerricho Cotchery, WR  
Sean Locklear, OT/OG  
Andre Maddox, ROV  
Philip Rivers, QB  
Pat Thomas, LB (2nd)  
2004 Mario Williams, DE  
Manny Lawson (2nd)  
2005 Manny Lawson, DE  
Stephen Tulloch, LB  
Mario Williams, DE  
Darr. Blackman, Spec (2nd)  
T.J. Williams, TE (2nd)  
2006 Darrell Blackman, Spec.  
Demarcus "Tank" Tyler, DT  
Anthony Hill, TE (2nd)  
2007 DaJuan Morgan, S (2nd)  
Darr. Blackman, Spec. (2nd)  
2008 Russell Wilson, QB  
2009 George Bryan, TE  
Willie Young, DE (2nd)  
2010 George Bryan, TE  
Nate Irving, LB  
Owen Spencer, WR (2nd)  
Russell Wilson, QB (2nd)  
2011 David Amerson, DB (1st)  
T.J. Graham, RET (1st)  
George Bryan, TE (2nd)  
Terrell Manning, LB (2nd)  
2012 Earl Wolff  
David Amerson (2nd)  
R.J. Mattes (2nd)

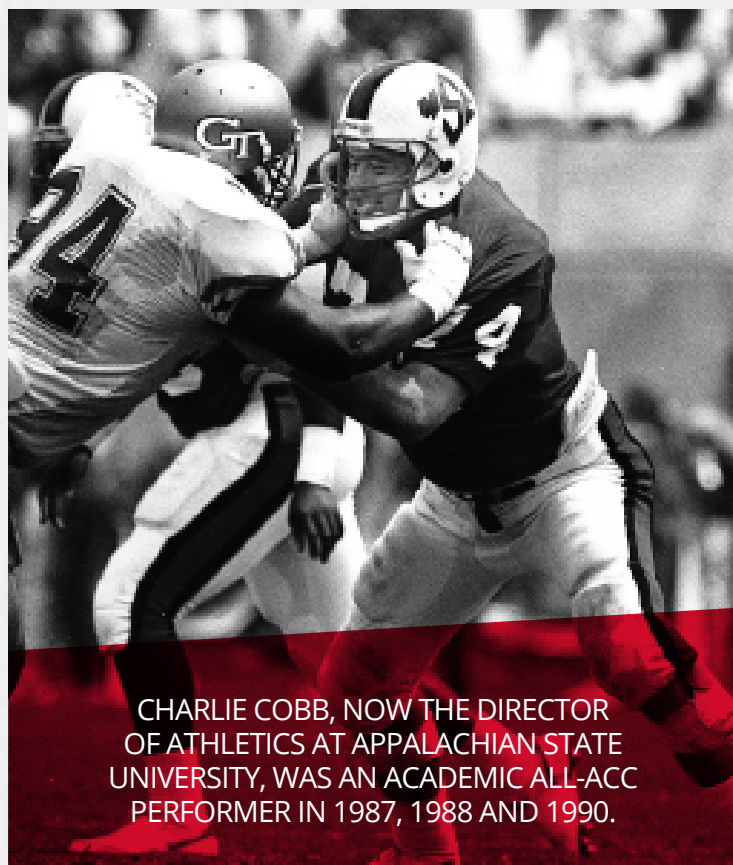
All-Southern Conference  
1910 D.A. Roberson, HB  
D.B. Floyd, G  
J.B. Bray, C  
1917 Dick Gurley, QB  
John Ripple, G  
Solomon L. Homewood, T  
1918 John Ripple, G  
Bill Wagner, G  
1927 Jack McDowall, HB  
1928 Fred Vaughan, G  
1934 Steve Sabol, C  
1935 Steve Sabol, C  
1939 Ed Coon, T  
1944 Howard Turner, TB  
1946 Howard Turner, TB  
1948 Bernie Watts, G  
1949 Charley Musser, G  
1950 Elmer Costa, T  
Ed Mooney, TB  
1951 Elmer Costa, T



## ACADEMIC ALL-AMERICANS



JUSTUS EVERETT WAS NAMED  
AN ACADEMIC ALL-AMERICAN IN  
1973 AND 1974.



CHARLIE COBB, NOW THE DIRECTOR  
OF ATHLETICS AT APPALACHIAN STATE  
UNIVERSITY, WAS AN ACADEMIC ALL-ACC  
PERFORMER IN 1987, 1988 AND 1990.

## FIRST TEAM

1960 Roman Gabriel, QB  
1963 Joe Scarpati, HB  
1967 Steve Warren, OT  
1971 Craig John, OG  
1973 Stan Fritts, FB  
1973 Justus Everett, C  
1974 Justus Everett, C  
1980 Calvin Warren, P  
1995 Chris Hennie-Roed, OT

## SECOND TEAM

1958 Bill Rearick, G  
1972 Stan Fritts, FB  
1975 Darryl Jackson, DB  
1975 Jack Hall, LB

## THIRD TEAM

1961 Dennis Kroll, E  
1966 Don Donaldson, E  
1968 Bobby Hall, HB  
1970 Jim Hardin, HB

1954 Harry Lodge, E  
1955 Bob Kennel, E  
1956 Bob Kennel, E  
1957 Bill Rearick, G  
1958 Bill Rearick, G  
1959 Ron Podwika, HB  
1960 Roman Gabriel, QB  
1961 Dennis Kroll, E  
1962 Skip Matthews, G  
1962 Joe Scarpati, HB  
1963 Bill Hall, E  
1963 Joe Scarpati, HB  
1964 Bill Hall, E  
1964 Steve Parker, T  
1965 Flake Campbell, G  
1965 Shelby Mansfield, HB  
1966 Jim Donnan, QB  
1966 Dave Everett, LB  
1966 Bill Gentry, T  
1966 Bill James, S  
1966 Steve Warren, T  
1967 Don Donaldson, E  
1967 Jim Donnan, QB  
1967 Bobby Hall, WB  
1967 Steve Warren, T  
1968 Bob Follweiler, DE  
1968 Bobby Hall, WB  
1969 Charlie Bowers, HB  
1970 Jim Hardin, HB  
1970 Bill Phillips, T  
1970 Jim Smith, DB  
1970 Bill Vlachos, DT  
1970 Bryan Wall, LB  
1971 Clyde Chesney, DE  
1971 Bill Culbertson, C  
1971 Lynn Daniell, D  
1971 Craig John, G  
1971 Roger McSwain, DT  
1971 Bill Miller, DB  
1971 Bryan Wall, LB  
1972 George Bell, DT  
1972 Justus Everett, C  
1972 Stan Fritts, FB  
1972 Ed Hoffman, LB  
1972 Bryan Wall, LB  
1973 Rick Druschel, T  
1973 Justus Everett, C  
1973 Stan Fritts, FB  
1974 Mike Devine, DE  
1974 Justus Everett, C  
1974 Jack Hall, LB  
1974 Pat Hovance, TE  
1975 Bill Cherry, LB  
1975 Jack Hall, LB

Bob Follweiler, DE  
Mike Hilka, LB  
Jim Smith, DB  
1970 Jim Hardin, HB  
Bill Phillips, T  
Jim Smith, DB  
Bill Vlachos, DT  
Bryan Wall, LB  
1971 Clyde Chesney, DE  
Bill Culbertson, C  
Lynn Daniell, D  
Craig John, G  
Roger McSwain, DT  
Bill Miller, DB  
Bryan Wall, LB  
1972 George Bell, DT  
Justus Everett, C  
Stan Fritts, FB  
Ed Hoffman, LB  
Bryan Wall, LB  
1973 Rick Druschel, T  
Justus Everett, C  
Stan Fritts, FB  
1974 Mike Devine, DE  
Justus Everett, C  
Jack Hall, LB  
Pat Hovance, TE  
1975 Bill Cherry, LB  
Jack Hall, LB

## ACADEMIC ALL-ACC

Tom Higgins, MG  
Dan Meier, DB  
Darryl Jackson, DB  
1976 Bill Cherry, LB  
Jack Hall, LB  
Richard Wheeler, DB  
1977 Jon Hall, DE  
1980 Bobby Longmire, TE  
Neal Musser, LB  
Calvin Warren, P  
1981 Todd Auten, PK  
Bobby Longmire, TE  
Calvin Warren, P  
1982 Ken Loney, DB  
1983 Chris Morhard, DB  
1984 Elliott McCabe, LB  
1985 Kelly Hollodick, PK / P  
1986 Kelly Hollodick, PK / P  
Jesse Jones, NG  
Erik Kramer, QB  
1987 Charlie Cobb, C  
Brian Gay, DB  
Greg Maready, PK  
Dean Mason, QB/DB  
1988 Charlie Cobb, C  
Lance Hammond, G  
Chris Hartsell, DB  
Dean Mason, QB/DB  
Donnie Sims, FB  
1989 Lance Hammond, G  
1990 Charlie Cobb, C  
1991 Todd Harrison, TE  
Mark Thomas, DT  
Eddie Goines, WR  
1992 Neal Auer, TE  
Mike Gee, OG  
Eddie Goines, WR  
William Strong, DB  
1993 Eddie Goines, WR  
Chris Hennie-Roed, OG  
1994 Eddie Goines, WR  
Chris Hennie-Roed, OG  
William Strong, DB  
1995 Jay Dukes, P  
1997 Tremayne Stephens, RB  
1998 Ray Robinson, TB  
Clayton White, LB  
1999 Todd Boyle, OT  
Levar Fisher, OLB  
2000 Philip Rivers, QB  
Clayton White, OLB  
2001 Adam Kiker, PK  
J.J. Washington, CB  
2002 Chris Colmer, OG  
Austin Herbert, P  
2003 Austin Herbert, P  
Adam Kiker, PK  
Jed Paulsen, C  
Lamont Reid, CB  
Philip Rivers, QB  
2004 Brian Clark, WR  
John McCargo, DT  
Jed Paulsen, C  
Lamont Reid, CB  
2005 Andre Brown, TB  
William Lee, SN  
2006 William Lee, SN  
2007 Meares Green, OG/T  
Steven Hauschka, PK  
Luke Lathan, C  
2008 Harrison Beck, QB  
Meares Green, OG  
2009 Andy Barbee, C/OG  
Bobby Floyd, S  
Russell Wilson, QB  
2010 Russell Wilson, QB  
2011 McKay Frandsen, DE  
Mike Glennon, QB  
Mikel Overgaard, OT  
2012 McKay Frandsen, DE  
Mike Glennon, QB  
Zach Gentry, LB  
Charlie Hegedus, WR  
Asa Watson, TE





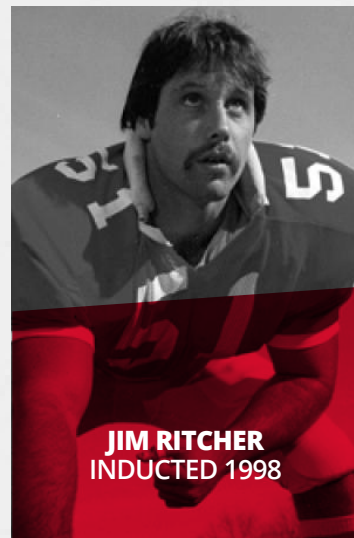





## ACC ACADEMIC HONOR ROLL

1954 Robert Kennel Wallace Prince Steve Vitek	James Sink George Smith Gary Starr	Ricky Knowles Rodger Parker Richard Wheeler	Jesse Jones Dean Mason Joey Page	James Newsome Andreas O'Neal Aaron Perryman	2001 Casey Dimeo Ricky Fowler Austin Herbert	Scott Bradsher J. Clemmons Wayne Crawford
1962 Thomas Dellinger Roman Gabriel Hazel Matthews Joe Scarpati	William Terry Bryan Wall	1978 Dennis Brooks Danny Miller Dave Moody Rodger Parker	Harrison Sims Greg Spence Matt Williams	Loren Pinkney Kimatni Rawlins Chad Ray Russell Sprinkles	Adam Kiker Josh Oakes Ray Robinson Andy Vanderveer Clayton White	Andrew Evans Meares Green Michael Maurer Eric Weaver Derrick White Russell Wilson
1963 Merrick Barnes William Hall David Stout	1973 Richard Druschel Justus Everett Stan Fritts M.D. Guthrie Samuel Harrell Edward Hoffman	1979 Bill Cowher Dave Fillippeli Jon Hall Frank Hitt	1989 Neal Auer Charlie Cobb Ryan Cummings Mark Dilday Brian Gay	1994 Kevin Barbour Daryl Beard Chuck Browning Mark Castaldi Brad Collins Dallas Dickerson Chris Dwyer Chris Hennie-Roed Chris Love	2002 Chris Colmer Casey Dimeo Adam Kiker John Ritcher Pat Thomas Ashley Wingate Chris Young	2009 Loid Atkinson Andy Barbee Harrison Beck Scott Bradsher J. Clemmons Andrew Evans Mike Glennon Sterling Lucas Mike Maurer Grant Pearce Marty Stoner Eric Weaver Russell Wilson
1964 William Hall Jr. 1965 William Hall Jr. 1966 Jim Donnan Steve Warren	Darryl Jackson Patrick Korsnick Charles Walters Scott Wilson	George Jones Mike Kraemer Kris Neal Rodger Parker Calvin Poole David Spencer Calvin Warren	Lance Hammond Chris Hartsell Dan Hayden Jay Holmes Kent Jordan Dean Mason Rudy Mills Trey Paul Danny Peebles John Roderick James Musser Matt Williams	James Newsome Loren Pinkney Jason Price Chad Ray Jon Rissler Russell Sprinkles	Chris Colmer A.J. Davis Casey Dimeo Leroy Harris Austin Herbert Adam Kiker William Lee Chris Moore John Ritcher James Slattery Alex Fantroy Michael McCall J.J. Washington Ashley Wingate	2010 Donavon Counts Michael Glennon Dean Haynes David Hyde Tyler Kloc Corey Tedder Russell Wilson Benson Browne Donald Coleman McKay Frandsen Rob Fronk Zach Gentry Mike Glennon Daniel Imhoff Jake Kahut Garrett Leatham R.J. Mattes Art Norman Mikel Overgaard Zach Powell Tyler Purvis Josh Stanley Isaac Swindell Brian Taylor Joe Thuney Asa Watson Forrest West
1967 Donald DeArment Donald Donaldson Jim Donnan Robert Evans Robert Follweiler Robert Hall Kelly Jones Charlie Noggle Steve Warren	1974 Tommy Butz Bill Cherry Charles Cook James Denning Mike Devine Richard Druschel Justus Everett Mike Goss Richard Haggerty John Hall Pat Hovance Darryl Jackson Howard Johnson David Roberts Bruce Shaw Ken Sheesley Jeff Weaver Harvey Willis	1980 David Fillippeli Ronnie Lee Robert Longmire James Musser Calvin Poole Calvin Warren	1990 Neal Auer Jay Gunter Lance Hammond Dan Hayden Matt Osborne Trey Paul Loren Pinkney Dexter Royal Matt Williams Robert Yelverton	1995 Brad Collins Omarr Dixon Mark Lawrence Michael Ledford Jon Rissler Chris Hennie-Roed	2003 A.J. Booth Chris Colmer A.J. Davis Casey Dimeo Leroy Harris Austin Herbert Adam Kiker William Lee Chris Moore John Ritcher James Slattery Alex Fantroy Michael McCall J.J. Washington Ashley Wingate	2011 Benson Browne Donald Coleman McKay Frandsen Rob Fronk Zach Gentry Mike Glennon Daniel Imhoff Jake Kahut Garrett Leatham R.J. Mattes Art Norman Mikel Overgaard Zach Powell Tyler Purvis Josh Stanley Isaac Swindell Brian Taylor Joe Thuney Asa Watson Forrest West
1968 Steve Warren 1969 Johnny Bradsher Bill Culbertson James Hardin Craig John George Wall	1975 Lewis Bolin John Brown Tommy Butz Bill Cherry Bernard Colbert John Cook Justus Everett Robert Feimster John Gargano Frank Hayward Tom Higgins Roland Hooks John Huff Darryl Jackson Daniel Meier David Roberts D. Van Hauweling	1981 Todd Auten Rich Learn Ronnie Lee Bobby Longmire Chris Morhard Calvin Poole Calvin Warren Michael Wright T. Hecmanczuk Ken Loney Chris Morhard Mark Shaw Calvin Warren	1991 Neal Auer Chuck Browning Charlie Cobb Chuck Cole Dallas Dickerson Mike Gee Todd Harrison Matt Osborne Kirk Parrish William Strong John Vonnon	1996 Todd Boyle Jay Dukes Michael Glasheen Tom Loughlin Marc Primanti Charles Berry Jason Biggs Todd Boyle Jason Groff Tom Loughlin Chris Roseboro	2004 A.J. Booth Chris Colmer Casey Dimeo Russell Dubisky Espoinisa Eatmon Austin Herbert Tucker King William Lee Jed Paulsen Eric Taylor Ashley Wingate	2012 Bryan Ball Benson Browne Justin Burris Rogers Clark Tony Creecy Drew Davis Dominic Deshaies Zach Gentry Milton Hall Mychal Jones Charlie Hegedus Bryce Kennedy Jake Kuhut Garrett Leatham Tyler Purvis Ernie Robinson Josh Sessoms Josh Stanley Wm. Stephenson Pete Thomas Scott Thompson Joe Thuney
1970 Harold Blake John Bradsher Stephen Diacont John Elliott III James Hardin Craig John William Phillips James Smith Bill Vlachos George Wall	1976 Tommy Butz Caesar Campana Bill Cherry Rusty Coggins Mike Crabtree Jack Hall Tom Higgins Darryl Jackson Ricky Knowles Dan Meier Rodger Parker Chris Pate John Richardson Dave Roberts Richard Wheeler	1982 T. Hecmanczuk Ken Loney Chris Morhard Mark Shaw Calvin Warren	1992 Neal Auer Randy Banner Chuck Browning Ben Carter Dallas Dickerson Mike Gee Walt Gerard G. Giannamore Eddie Goines Chris Hennie-Roed Kirk Parrish Jon Rissler Rodney Sherrill John Vonnon	1997 Charles Berry Jason Biggs Todd Boyle Jason Groff Tom Loughlin Chris Roseboro 1998 William Brown Brad Collins Perry Cotten Danny Deskevich Scott Earwood Jason Groff Christian Hall Lloyd Harrison Stephen Hunter Andy Mallard Scott Overton Ronnie Safrir Andy VanDerVeer Keegan Weir	2005 Jn Amanchukwu John Bedics Brian Clark John Deraney Russell Dubisky Andrew Evans Michael Fedewa William Lee LeRue Rumph 2006 Andy Barbee Andrew Evans Michael Fedewa Jonathan Macrae Demario Pressley 2007 Andy Barbee Harrison Beck Justin Burke J/ Clemmons John Deraney Andrew Evans Michael Fedewa Meares Green Luke Lathan William Lee Bradley Pierson Van Proctor Marcus Stone 2008 Loid Atkinson Andy Barbee Harrison Beck John Bedics	
1971 David Adamczyk John Bradsher Clyde Chesney Bill Culbertson Richard Curran Lynn Daniell Joseph Giles James Hardin John Ivancic Craig John Richard Lanoy Roger McSwain William Miller Daniel Sarik John Saunderson Bryan Wall Gary Zickefoose	1977 Tommy Butz Bill Cherry Rusty Coggins Jack Hall Jon Hall J.D. Hayworth Jim Henderson	1983 Bob Cooley Kelly Hollodick Chris Morhard 1984 Craig Cooley Greg Matthews Elliott McCabe Tim Strein 1985 Jeff Byrd Craig Cooley Tim Foster Kelly Hollodick Greg Matthews Elliott McCabe Adam Pate John Spirek 1986 Kelly Hollodick Jesse Jones Erik Kramer Donnie Sims John Spirek 1987 Charlie Cobb Mike Cofer Brian Gay Erik Kramer Greg Maready Dean Mason Gus Purcell 1988 Charlie Cobb Ryan Cummings Bryan Gay Mark Gragg Lance Hammond Chris Hartsell Jay Holmes Randy Johnson	1993 Neal Auer Justin Beyer Chuck Browning Dallas Dickerson Gary Downs Walt Gerard Chris Hennie-Roed Marc Hubble Shawn Johnson Chris Lambiotte Chris Love Jay Mattox Scott Miller Mike Moore	1999 George Anderson Chris Coleman Scott Earwood John Fletcher Derek Green Quincy King Bradley Reynolds Ray Robinson Sebastian Rodriguez Andy Vanderveer 2000 Brandon Adams Levar Fisher Joe Gray Derek Green Adam Kiker Walker Franklin Scott Earwood Lloyd Harrison J.J. Washington		
1972 George Bell Peter Blocklin Dennis Britt Michael Charron Clyde Chesney Bill Culbertson John Elliott Justus Everett Edward Hoffman Craig John Richard Lanoy Roger McSwain Gary Moser Daniel Sarik Gary Saul John Saunderson						

## NATIONAL FOOTBALL FOUNDATION HALL OF FAME

INDUCTION INTO THE NATIONAL FOOTBALL FOUNDATION'S COLLEGE FOOTBALL HALL OF FAME IS ONE OF THE GREATEST HONORS IN THE SPORT. THE WOLFPACK HAS EIGHT FORMER PLAYERS OR COACHES AMONG THE ILLUSTRIOUS HONOREES.



## NATIONAL HONORS

**LOU GROZA COLLEGIATE PLACEKICKER AWARD**

Marc Primanti, 1996

**OUTLAND TROPHY**

Jim Richter, C, 1979

**AFCA GOOD WORKS AWARD**

Todd Ward, 1993

**NCAA DISTRICT III COACH OF THE YEAR**

Earle Edwards, 1965, 1967

Lou Holtz, 1972

**NCAA REGION I COACH OF THE YEAR**

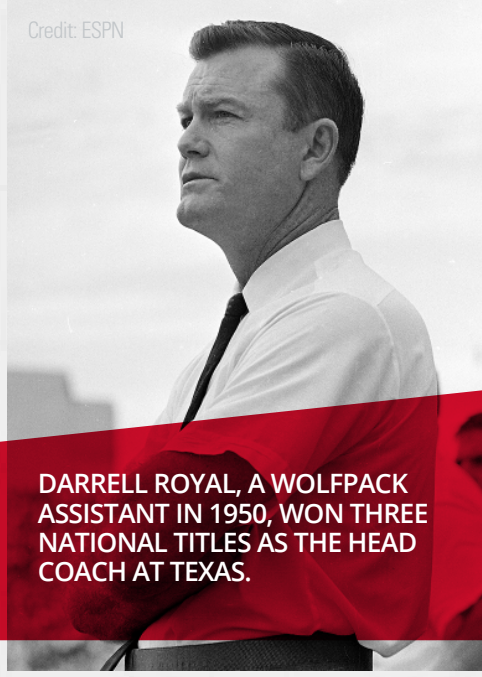
Dick Sheridan, 1986

Aldridge, Miles (1990): OLB  
 Amato, Chuck (1971-79): Def. Coor./ILB  
 Andrews, Gus (1970-72): DL  
 Archer, Mike (2007-12): Def. Coordinator  
 Barry, Mike (2003-05): OL  
 Batta, Tom (1983): Def. coor./ILB  
 Beightol, Larry (1971-75): Off. coor./OL  
 Belu, George (1979): OL  
 Bible, Dana (1983-85): QB/WR; (2007-12) Offensive Coor./QB/WR  
 Bollman, Jim (1983-85): Asst head coach/ILB  
 Boswell, Bob (1974-75): LB/Special teams  
 Brewbaker, Carey (1954-71), DL  
 Bridge, Jim (2007-12): TE (2007-10), OL (2011-12)  
 Briggs, Kent (1989-99): Co-Def. coor./DB(1994-1996)/OLB (1991-93), Grad. asst. (1989-90)  
 Buckey, Dave (1977; 1979-81): WR/QB  
 Burke, Brian (1971-76): Off. coor./QB/WR  
 Cain, Ted (1986-96): Off. coor./TE/OT (1996), Off. coor./QB(1993-95), Off. Coor./TE (1986-92)  
 Caldwell, Robbie (1986-1999): Asst head coach/OL(1997-99), OL (1986-97)  
 Canada, Mike (2013-pres.): Off. Coor./QB  
 Canales, Mike (2001-02): QB  
 Carroll, Pete (1980-82): Def. coor./DB  
 Cavanaugh, Jim (1972-73; 1976-78): WR(1976-78), GA (1972-73)  
 Chow, Norm (2000): Off. coor./QB  
 Cignetti, Curt (2000-06): Recruiting coor./TE (2000-02; 2005-06), Recruiting coor./QB (2003-04)  
 Clements, Johnny (1958-68): Freshman head coach  
 Corrigan, Jim (1984-85): DL  
 Demarest, Chris (2000-03): DB  
 Diaz, Manny (2000-05): Safeties/Special teams coord. (2004-05), LB (2002-03), Def. GA (2000-01)  
 Dixon, Dwayne (2005-06): WR  
 Donnan, Jim (1968-71): Recruiting coor./QB/WR  
 Draganac, Dick (1971): Freshman head coach  
 Driscoll, Ernie (1962-71): RB  
 Dunlap, Steve (2005-06): Def. coor./LB  
 Faulkner, Eddie (2013-pres.): TE/FB/Spec. Teams  
 Feathers, Beattie (1952): Defensive coach  
 Fisher, Charlie (1998-99): WR  
 Galbraith, Marty (2000-02): Off. coor./OL(2001-02), OL (2000-01)  
 Gibson, Claude (1967): Def. Sec.  
 Gill, James Percy (1950): Freshman head coach  
 Glowik, Jack (1983-84): DL  
 Godette, Cary (2000-01; 1994): DL  
 Green, Buddy (2000-01; 1986-93; 1978-79): Def. coor./Sec. (2000-01; 1990-93), Secondary (1986-93), GA (1978-79)  
 Haluchak, Mike (1982): LB  
 Harris, Bishop (1977-79): OLB  
 Harrison, Bob (1974-76): OL/TE  
 Haupt, Dale (1972-76): DL  
 Hendrickson, Horace (1951-52): Backfield coach  
 Herring, Reggie (2004): Def. coor./LB  
 Hickman, Billy (1952-53): Off. backfield  
 Hicks, William (1986-89): Strength and conditioning  
 Holliday, John "Doc" (2000-04): Asst. head coach/WR  
 Horton, Don (2007-pres): OL (2007-10), TE (2011-pres.)  
 Huxtable, Dave (2013-pres.): Def. Coor./LB  
 Ingles, Guy (1980-81): RB

Jackson, Frisman (2013-pres.): WR  
 Johnson, Bruce (1974; 1976-78): Def. Sec. (1976-78), GA(1974)  
 Karmazin, Mike (1952-53): OLB  
 Kemp, Dick (1975-76) Off. backfield  
 Kirk, Jerry (1971-75): DE  
 Kiser, Jimmy (1986-99): Off. coor./QB (1997-99), WR/QB(1996), WR(1986-95)  
 Kitchings, Desmond (2012-pres.): RB  
 Konstantinos, John (1972-74): Off. ends/Head recruiter  
 Kravitz, Rick (2006): Safeties  
 Kupec, Dick (1980-81): Off. coor./OL  
 Landsittel, Tom (1983-85): Off. coor./OL  
 Mauro, Bobby (1976-78): TE  
 Mazzone, Noel (2003-04): Off. coor./TE  
 McCollum, Andy (2007-09): LB  
 McNutt, Richard (2013-pres.): CB  
 Meyer, Pat (2000-06): OL (2006); Director of strength and conditioning (2004-05), Head strength and conditioning coach (2000-04)  
 Michaels, Al (1954-1974): Def. coor./DE  
 Minter, Rick (1980-82): DE  
 Mirilovich, Jon (1977-78): OL  
 Moody, Darrell (1997; 1976-79; 1973-74): WR (1997), Off. backs(1977-79), DB(1976), JV head coach (1974), Secondary (1973)  
 Morrison, Bobby (1976-79): DL  
 Nielsen, Ryan (2013-pres.): DL/Rec. coor.  
 O'Cain, Mike (1986-92): QB  
 Pate, Joe (1997-2003; 1986-89): DL/Special teams coor. (2002-03), Special teams coor./LB(1997-2001), Def. coor. (1986-89)  
 Peacock, Dick (1949-50): Assistant line coach (1950), Freshman head coach (1949)  
 Peppler, Pat (1954-61): Def. asst. (1958-61), Off. backfield (1954-57)  
 Petercusk, Jerry (2007-12): Special teams coach, Recruiting coordinator  
 Pettus, Ken (1986-95): Def. coor./ILB (1994-95), ILB(1986-93)  
 Phillips, Kenny (1997-99): DT  
 Portee, Dick (2000-06; 1990-98): RB  
 Purcell, Bobby (1981-87): Recruiting coor./Asst. coach  
 Rachel, Rich (1983-85): Def. coor./OLB  
 Radakovich, Dan (1982): OL  
 Ramey, Charles (1948): DE  
 Reed, Mike (2007-12): DB  
 Regan, Steve (1979): TE  
 Rein, Robert (Bo) (1971-74): Off. backs  
 Reynolds, Richard (1970-71): Interior OL  
 Rice, Todd (2007-pres.): Director of Strength & Conditioning  
 Robertson, Steve (1986-89): Asst head coach/DL  
 Robinson, Greg (1980-81): LB  
 Rodgers, Johnny (1979-85): Off. backs (1982-85), TE(1979-81)  
 Rotella, Albert (1949-50): Line coach  
 Royal, Darrell (1950): Assistant backfield  
 Sands, Everett (2011): RB  
 Simmons, Brette (1987-99): Rec. coor./TE(1993-95; 1997-99), Rec. coor./DL(1996), Rec. coor. (1989-92), GA(1987-88)  
 Smaltz, Bill (1954-71): Off. coor./OL (1957-71), Freshman

head coach (1954-56)  
 Smith, Carl (1982): Off. coor./QB/WR  
 Snipes, Jeff (1986-99): Co-def. coor./DE(1996-99), DL(1990-99), OLB(1986-89)  
 Stanton, Jack (1968-72): DB  
 Stowe, Jim (1985): TE  
 Stroud, Todd (2000-06): Asst head coach/DL(2004-06), Director of strength and conditioning (2000-03)  
 Stuckey, John (1980-82): DL  
 Sutton, Bob (1982): RB  
 Swepson, Jason (2007-10): RB  
 Tapp, Jim (1965-66): DE/LB  
 Temerario, C.A. (Tim) (1952-53): DE  
 Tenuta, Jon (2010-12): LB, Associate Head Coach for Defense (2012)  
 Throckmorton, Tom (1971): DE  
 Treadwell, Don (1999): RB  
 Trestman, Marc (2005-06): Off. coor./QB  
 Trevathan, Henry (1986-93): Specialists  
 Turner, David (1988-89; 1995-96): ILB(1996), DE (1995), GA (1988-89)  
 Uremovich, Mike (2013-pres.): OL  
 Walker, Wade (1950): Asst. line coach  
 Walkers, Troy (2012): Wide receivers  
 White, Clayton (2013-pres): Safeties/Spec. Teams  
 Williams, Greg (2002-06; 1979; 1968): DB, GA (1968)  
 Willingham, Tyrone (1983-85): DB  
 Willis, Keith (2007-12): DL  
 Wood, Walter (Babe) (1939-42; 1946-48): Freshman head coach (1939), Off. backfield coach (1940-42; 1946-48)

Credit: ESPN



**DARRELL ROYAL, A WOLFPACK ASSISTANT IN 1950, WON THREE NATIONAL TITLES AS THE HEAD COACH AT TEXAS.**



## A

Aberethy, LeRoy	1903-04
Abraham, Robert (LB)	1978-81
Acai, Steve	1935-37
Adamczyk, Mike	1972-73
Adams, Rickey (RB)	1975-79
Adams, Sparky	1928-30
Addis, Greg (WR)	1994-95
Aderholt, Ken	1928-29
Adell, Scott (T)	1988-91
Adleta, John (G/DT)	1985-88
Agnew, Ray (DT)	1986-89
Ahern, Dan (G)	1974-75
Akinniyi, David (DE)	2010
Akins, John (DT)	1990-92
Albiez, Robert (DT)	1993
Alcamo, Louis (C)	1974-75
Allen, Chris	1985
Allen, George (RB)	1946-47
Allen, Jimmy	1940-42
Allen, Quenton (DE)	2000
Allen, Zach (OG)	2010-12
Allman, Bernie (DE)	1950-52
Altman, Walter	1969-70
Amato, Charles (LB)	1965-67
Amato, Rosario (T)	1963-64
Amanchukwu, John (DT)	2006
Amatucci, Barry (DT)	1982-83
Amerson, David (CB)	2010-12
Anderson, Barry (CB)	1986-89
Anderson, George (LB)	1999-02
Andrews, Bob	1943
Andrews, Dillard (LB)	1982-84
Andrews, Gus (LB)	1963-65
Andrews, Mike	1941-43
Anthony, George	1911-14
Anthony, John	1926-27
Areno, Ben (WR)	2011
Archey, Marlon (SE)	1982-85
Armstrong, R.J. (TE)	2007
Asbury, Clyde	1903-04
Ashby, Page	1965
Auer, Neal (TE)	1989-92
Auer, Scott (LB)	1985-88
Aughtry-Lindsay, Freddie (LB)	2001-04
Augustin, Audi (DE)	2009-10
Austin, Elijah (MG)	1988-90
Austin, Larry (FS)	1993
Auten, Todd (P/PK)	1978-81
Avery, Phil	1940-41
Avery, Tol (QB)	1980-82

## B

Badii, Kirk (DB)	1999
Bagonis, John (G)	1952-55
Bagonis, Vince (T)	1949-51
Bagwell, Brent (G)	1990-91
Bailey, Allen	1932-34
Bailey, Lee (DB)	1983
Bailey, Pete (LB)	1967-69
Baker, Red	1921-22
Baker, Todd (TE)	1979-80
Baker, Toney (RB)	2005-06, 09
Baldwin, Jackie (TE)	1994
Baltrus, Alan (DB)	1976-77
Banther, Ron (DE)	1973-76
Balonick, Paul (C)	1957-59
Barbee, Andy (OL)	2009
Barbour, Anthony (RB)	1988-92
Barchiesi, John	1956
Barchuk, Anthony (RB)	1965-67
Bardes, Howard G.	1934-36
Barkouski, Ray (T)	1950-52
Barksdale, Ralph	1946-48
Barlow, Ray (TE)	1962-64
Barnes, Brandon (RB)	2012
Barnes, Maurice (LB)	1982-83
Barnes, Merrick (QB)	1962-63
Barnette, Jamie (QB)	1996-99
Barrett, Lamart (WR)	2004-06
Barr, Alex (OT)	2012
Barr, John	1939-41
Barringer, Joe (QB)	1954

Bartlett, Lennard (DT)	1989-90
Bass, Brad (T)	1975-76
Battle, Keith (LB)	1991-92
Baughman, Charles	1926-27
Baumann, Wil (P)	2011-12
Beacon, Jay (TE)	1955-57
Beatty, P.C.	1924
Beard, Daryl (G)	1990-93
Beaver, Fred	1950-51
Beck, Harrison (QB)	2007-08
Becker, Bob	1955
Bedics, John (DT/OG)	2006-08
Bedics, Patrick (FB)	2006-07
Beebe, Harwood	1907-08
Bell, George (DT)	1971-72
Bell, Ricky (CB)	1993-95
Bell, Robert (DB)	2009
Benbenek, Raymond	1941-42
Bender, Geoff (QB)	1991-94
Berlinski, Eddie	1935-37
Bernhard, Fred (T)	1961-62
Bernhardt, Carl	1932-34
Berton, Sean (TE)	2002
Berry, Connie Mack	1936-38
Bertrand, Andy (WR)	2000, 02-03
Bethel, Herman	1979
Bethune, Dickie (RB)	1951-54
Biggs, Jason (P)	1996-97
Billger, Harry (DT)	1968-69
Bishop, Brandon (S)	2009-12
Black, Chris (DT)	1991
Black, Robert	1923-25
Blackman, Darell (WR/RB)	2004-07
Blackwell, Todd (DT)	1980-83
Blalock, Kyle (DE)	1995-97
Blanch, Jeff	1996
Blanchard, Bob (G)	1972-74
Blocklin, Pete	1971
Blomquist, George (DE)	1946-48
Bogard, Ken	1982
Bollinger, David (G/DT)	1991
Boltrek, Pete	1940-42
Booker, Jim	1943
Borum, Jarvis (OT)	1997-00
Bostian, Thomas (T)	1922-23
Botsko, George (DE)	1968-70
Bowens, Donald (WR)	2006-07, 09
Bowers, Charles (RB)	1967-69
Bowlby, Bob (RB)	1946-49
Bowser, Michael (DB)	1984-85
Boyle, Todd (T)	1996-99
Boykin, Terrence (T)	1993, 95
Bozeman, Oscar (RB)	1946-48
Bradburn, Charles	1964-65
Bradburn, Howard (G)	1971-73
Bradley, Don (RB)	1969-70
Bradsher, Scott (FS)	2008
Branyan, Bob	1949
Braswell, Ira (TE)	1982
Bratton, John	1942
Bray, J. B.	1910
Brewbaker, Steve	1972
Britt, Dennis (QB)	1970-71
Britt, James C. (T)	1950-52
Britt, Mike (CB)	1994-97
Britt, Ralph (TE)	1984-86
Broel, Matt (T)	2001
Brooks, Brian (DT)	1995
Brooks, Dennis (C)	1977
Brooks, Bob (G)	1971
Brooks, Michael (FS)	1985-88
Brooks, Ray (DE)	2004-06
Brookshire, Terry (DT)	1965-67
Brothers, Phil (WR)	1982-85
Brown, Andre (HB)	2005-08
Brown, Carl	1917
Brown, Chris (RB)	1980
Brown, Henry	1952-54
Brown, Jeff (TE)	1982-84
Brown, Josh (RB)	2002-03
Brown, Larry (DB)	1964-65
Brown, Martrel (DL)	2004-07
Brown, Morocco (LB)	1994-97

Brown, Nat (DB)	1980-83
Brown, Robert (T)	1987-89
Brown, Rod (FB)	1993-96
Brown, Roderick (WR)	1995-98
Brown, Steve (T/G/C)	1988-89
Brown, Ted (RB)	1975-78
Brown, Wade	1939-40
Brown, William (OL)	2000-01
Browne, Benson (TE)	2012
Browne, Jerry	1977
Brownie, Cecil	1935-37
Browning, Chuck (FS/QB)	1991-93
Bruno, Paul	1949
Bryan, George (TE)	2008-11
Bryant, Darius (DT)	1998, 00-01
Buckley, Dave (DB)	1972-75
Buckley, Don (SE)	1972-75
Buckley, Tim (S)	2012
Bugg, Mason	1935-36
Bullock, Brian (DT)	1983-86
Bumgarner, Don (G)	1969
Bunch, Ricky (T)	1982
Burden, Willie (RB)	1971-73
Burgess, Leroy (DT)	2008-09
Burnett, Ralph (G)	1946-49
Burnette, Dantonio (LB)	1999-02
Burnette, Larry (G/T)	1982-85
Burris, Juston (CB)	2012
Burroughs, Justin (C/TE)	1995-98
Burt, Ralph	1938-40
Burton, Wade (CB)	1988-91
Bush, Frank (LB)	1981-84
Bushofsky, Joe (G)	1959-61
Butler, David (DE)	1950-52
Butler, Earnest (G)	1980-82
Butler, James (DE)	1977-80
Butler, Jeff (FB)	1995-98
Butz, Tom (C)	1974-76
Byrd, Jarvis (CB/S)	2012
Byers, Justin (DB)	2008, 10-11
Byler, Jim (G)	1946-49
Bynum, Boyd	1926-27
Byrd, Al (SE/CB)	1986-90
Byrd, Dennis (DT)	1965-67
Byrd, Jeff (DB)	1981-82, 84

## C

Cackovic, Frank (QB)	1956-58
Cahill, Bill (T)	1983
Caldwell, Robert (LB)	2012
Callaway, Ed (G)	1974-77
Callaway, John	1974
Callaway Richard F.	1941-42
Campbell, Cecil (G)	1976
Campbell, Flake (G)	1965-67
Campbell, Jesse (SS)	1988-90
Canady, Chuckie (RB)	1978-79
Candella, Jamie	1978
Capuano, Mark (DE)	1966-68
Cara, Dom	1934-36
Carlson, Paul (FB)	1948-49
Carmack, Roger	1980
Carpenter, Kit (LB)	1994-97
Carpenter, Ron (LB)	1967-69
Carr, Chris (OT)	1978-80
Carter, Bryan (PK)	1985-89
Carter, Dave	1964
Carter, Doug (DT)	1973-75
Carter, Everett	1939-41
Carter, Bob (G)	2011-12
Carter, Mario (TE)	1975-77
Carter, Richard (DB)	1975-77
Casey, Torrence (LB)	1984-87
Cash, Alan Michael (DT)	2006-09
Cashion, Eddie (LB)	1988-89
Cason, Anthony (CB)	1998-00
Cassidy, Mark (TE)	1970-72
Cates, Norman (G)	1965-67
Cato-Bishop, Darryl (DE/T)	2010-12
Caton, Dink	1940-42
Cathey, Bob	1939-41
Cegellis, Norman (OT)	1948-49
Champion, John	1912-14
Chandler, Tyson (OT)	2011-12

Chapman, Dick (DT)	1967-68
Chapman, Terrance (DE)	2001
Charles, Maurice (DE)	2003-04
Charron, Mike (PK)	1969-71
Chavis, Theodore (RB)	1996-97
Cheek, June (DE)	1948-49
Cheek, Ryan (LB)	2011-12
Cherry, Bill (LB)	1974-76
Chesney, Clyde (DE)	1969-71
Christophe, Duran (OG)	2011-12
Christy, Dick (HB)	1955-57
Clark, Bill (DE)	1969-71
Clark, Brian (WR)	2002-05
Clark, Foy	1940-42
Clark, Mike (RB)	1961-63
Clements, Gary (T)	1972
Clemmons, Jamaine (DL)	2008
Cobb, Charlie	1929-31
Cobb, Charlie (OL)	1987-89
Cofe, Mike (PK)	1982-84, 86
Coggins, Rusty (G)	1976
Cole, Audie (LB)	2008-11
Cole, Chuck (OL)	1990-93
Coley, Ettrick (RB)	1990
Coleman, Chris (WR)	1996-99
Coleman, Donald (S)	2-11
Coleman, Wendell (RB)	1964-66
Collar, John (TE)	1955-57
Collins, Brad (DE/TE)	1994-97
Collins, Ricky (WR)	1998
Colmer, Chris (OL)	2000-02, 04
Colvin, Antoine (G)	2003
Combs, Fred (DB)	1965-67
Compton, Julius (G)	1955-57
Connolly, Pat (QB)	1974
Conrad, Carroll	1934-35
Conrad, Gene	1937-39
Cook, Bob	1930-31
Cook, Chris (WR/RB)	1983-84
Cooke, Elbert	1943
Cooke, Robert	1924-25
Cool, Chilly	1910-12
Cooley, Craig (G)	1983
Coon, Ty (T)	1938-40
Cora, Mac	1936
Corders, Chris (SE)	1987-89
Cornelson, Martin (C)	1979-82
Costa, Elmer (T)	1948-51
Cotcher, Jericho (WR)	2000-03
Cotten, Bobbie (DE/LB)	1995-98
Cotten, Perry (DT)	1998
Cotton, Chris (FB)	1990-93
Cotton, Clarence (DE)	1974
Counts, Eric (G)	1990-91, 93-94
Courts, Bobby	1946
Covington, Damien (LB)	1991-94
Cowher, Bill (LB)	1975-78
Cox, Larry	1956
Cox, William	1920-22
Cox, William	1950-51
Crabtree, Mike (TE)	1976
Crain, Jim (TE)	1957-58
Crawford, Monte	1938-40
Crawford, Wayne (OG/C)	2011
Creedy, Tony (HB)	2011-12
Crisp, Rob (OT)	2011-12
Crite, Mal (FB)	1985-88
Crite, Terry (WR)	1977
Croker, George	1943
Croom, Clifton	1932-34
Crooms, Kelvin (LB)	1984-86
Cross, Brian (DL)	2002-03
Crouch, Curtis (OL)	2005-07
Crum, Frederick	1926-28
Crumpler, Bobby (RB)	1984-87
Culbertson, Bill (C)	1970-71
Cullen, Doug (DE)	1975-77
Culler, Jeff (DB)	1979-80
Cureton, Asanté (LB)	2009-10
Cumisky, Ed	1931-33
Czajkowski, Josh (PK)	2008-10

## D

Daley, Mike (LB)	1972-74
D'Angelo, Al (G)	1952-55
Daniel, Jimmy (LS)	1990
Daniell, Lynn (FB)	1971
D'Antonio, Jim (FB)	1960-61
Darden, Walter	1902-03
Daskal, John	1956
Daugherty, Charles C.	1932-34
Daughtry, Larry (LB/LS)	1994-97
Davenport, Brian (WR)	1992-93
Davenport, Charles (TE/QB)	1987-91
Davidson, Joseph	1908
Davis, A.J. (CB)	2003-06
Davis, Brandon (SS/FS)	1994-97
Davis, Charles (G)	1954
Davis, Darrell (WR)	2008-10
Davis, David (TE)	1982
Davis, Fred (G)	1948-50
Davis, Jay (QB)	2002-05
Davis, Johnny (TE)	1985
Davis, Reggie (RB/LB)	2003-06
Davis, Richard	1930-31
Davis, Stanley	1981-83
Dawson, Corrie (LB)	2001-02
Dawson, Lin (TE)	1977-80
Dean, John	1993
DeAngelis, Dick (T)	1955-57
DeAngelis, Lou (C)	1962-64
DeArment, Don (RB)	1964-66
Debnam, Derrick (DT)	1986-89
DellaPorta, Al (G)	1980-81
Dellinger, Dink	1931-32
Dellinger, Tom (QB)	1960-61
Denning, Jim (FB)	1976
Dennler, Brian (G/DT)	1988-91
Dent, Robert E.	1952-53
Deraney, John (PK)	2003-06
Derrick, Greg (DE)	1997-98
Dervil, Guerlin (LB)	2006-07
Deskevich, Danny (PK)	1998
Dess, Darrell (T)	1955-57
Deters, Harold	1964-66
Devine, Mike (DB)	1972-74
Diacont, Steve (LB)	1967-69
Dickens, Larry	1972
Dickerson, Dallas (TE/FB)	1991-94
Dickerson, Doug	1940-41
Dieterich, Chris (G)	1977-79
Dilley, Lindsay	1981
Dimeo, Casey (P)	2003
Divens, Bob (DB)	1971-74
Dixon, Larry (T)	1956-58
Dixon, Omar (TE)	1995-96
DiYeso, Tony	1938-39
Doak, Chick	1940
Doak, Peanut	1939-42
Dockery, Settle (FB)	1967-68
Dodd, Larry (FB)	1984
Dodd, T.K. (FS)	1990
Doggett, Carlos (RB)	1999
Dombalis, Tom (OL)	1994-96
Donaldson, Don (TE)	1965-67
Donnan, Jim (P)	1965-67
Donnell, Bill	1924-27
Dooley, Evan (WR)	2009
Dorn, Grant (QB)	1998
Dostanko, Ted (T)	1946-49
Dowdy, Rickey (LB)	2012
Downs, Gary (RB)	1990-93
Drexler, Dick (TE)	1958-59
Driscoll, Ernie (QB)	1957
Druschel, Bill (T)	1974-76
Druschel, Rick (T)	1971-73
Dubisky, Russ (QB)	2005
Duke, Willie	1930-32
Dukes, Jay (P/PK)	1995-96
Dunlap, John (WR)	2004-07
Dunnigan, Bob (T)	1954
Dusty, Willie	1934-35
Dwyer, Chris (TE)	1992

**E**

East, Dick	1939-40
Earwood, Scott (P/PK)	1998-99
Easter, Jeff (DE)	1975-77
Eaton, Espoinisa (CB)	2006
Eberheart, Larry	1974-76
Ebner, Tom (DB)	1975-76
Eckerson, Todd (DT)	1979-81
Edmond, Corey (LB)	1987-90
Edwards, Al	1934-36
Edwards, Bob	1943, 46-47
Edwards, Dovonte (WR/DB)	2001-04
Edwards, L. M.	1944-45
Eller, Chelcie	1922-24
Ellerbe, Andrew (FS)	1986
Ellerbe, Marcus (DB)	1999
Elliott, John (T)	1970-71
Ellis, David (T)	1964-65
England, Ronald W.	1963
Entwistle, Eddie	1935-36
Eskridge, Seba	1906
Espey, Red	1930-32
Esposito, Tim (DB)	1983-84
Etheridge, Rick (DE)	1978-81
Eugene, Jamelle (HB)	2006-09
Evans, Bob	1927-28
Evans, Andrew (WR)	2008
Evans, Daniel (QB)	2006-08
Evans, Johnny (QB/P)	1974-77
Evans, Robert (G)	1967-69
Evans, Vince (RB/FB)	1981-85
Everett, David (LB)	1965-66
Everett, Duan (LB/SS)	1994-97
Everett, Justus (C)	1972-74

**F**

Fabiny, Tom (TE)	1976-78
Fabri, John	1933-34
Fagan, Mike (T)	1974-76
Faircloth, Art (TE)	1941-42
Faircloth, Bob (TE)	1962-63
Falaise, Merci (OL)	2006
Falzarano, Peter (FB)	1962-64
Farr, Allen (OL)	1999
Farrar, Venice	1935-37
Faucette, John Thomas	1919-21
Fehley, Pat	1938-40
Ferguson, A.J. (DE/T)	2012
Fillippelli, Dave (C)	1978-79
Fisher, Jeff (DL)	1998-00
Fisher, Levar (LB)	1998-01
Fisher, Todd (TE)	1986-87
Fitzgerald, Brian (RB)	1992-94
Fitzgerald, Bruton	1943
Fitzgerald, Jim (C)	1959-60
Fletcher, Gwynn	1946-48
Fletcher, John (OL)	1998-99
Fletcher, Michael	1997
Flint, J. Ellis (PK)	2011
Floyd, A. G.	1922
Floyd, Bobby (DB)	2008-09
Floyd, D. B.	1910
Flippin, Charles (OL)	1981-83
Foley, Tim	1971
Follweiler, Bob (DT)	1967-69
Fondren, Kenny (DT)	1987-89
Ford, John	1927-28
Fordham, Cameron (OG)	2012
Foster, Tim (TE)	1982-83
Foushee, Michael (TE)	1996-98
Fowble, Mark (PK)	1987-91
Fowler, Ricky (OL)	2000-01, 03-04
Foy, John	1978
Frandsen, McKay (DE)	2011-12
Franklin, Bill (QB)	1954-56
Franklin, Mark (LB)	1982-85
Frauenhofer, Chris (RB)	1951-53
Freeman, Mark (G)	1980-81
Friday, Rufus (TE)	1980-81
Fritts, Stan (FB)	1972-74
Frost, Ray (LB)	1987-88, 90-91
Fry, Cecil	1940-42
Fry, George	1936-38

Frazier, Jim	1953-54
Furtado, Joseph	1924
Furth, Robert (RB)	1990

**G**

Gabriel, Roman (QB)	1959-61
Gaeta, Tony	1943-44, 47
Gadd, Charlie	1935-36
Gaither, Thomas	1903
Gale, Marion (LB)	1976-79
Gall, Ronnie (TE)	1954-56
Gallon, Ed (LB)	1991-94
Gantt, George (SE)	1973-74
Gardner, Fred	1938-39
Gardner, Herman	1928-29
Gardner, Max	1902-05
Gardner, Oliver	1903
Gargano, John (WR)	1973-74
Gay, Brian (FS)	1986
Gee, Mike (OL)	1989-92
Gehring, Scott	1974
Genis, Glenn (G)	1974-75
Gentry, Bill (TE)	1964-66
Gentry, Taylor (FB)	2008-11
Gentry, Zach (HB/LB)	2010-12
George, Koyal (WR/DB)	2009
George, Ledel (FB)	1990-93
Gerard, Walt (CB)	1990-93
Gethers, Jeff (DB)	1984-85
Giannamore, Gregg (LB)	1990-93
Gibson, Avery (LB/TE)	2001-04
Gibson, Claude (RB)	1958-60
Gibson, Ed	1940-42
Gibson, Jardine	1940-42
Gibson, Paul	1943-46
Gilbert, George	1940-41
Gilbert, Lonnie (G/LB)	1994-97
Gill, John (TE)	1959-61
Gillespie, Alex (G)	1958-60
Gillespie, Tim (G)	1976-78
Glennon, Mike (QB)	2011-12
Godwin, Frank	1928-29
Goeller, John (DT)	1972-74
Goines, Eddie (WR)	1991-94
Golden, Dan	1965
Golden, Greg (RB/DB)	2001-03
Golden, John	1962
Golmont, Tony (DB)	1964-65
Goode, C. F.	1934-35
Goodman, Gordon (WR)	1946-48
Goodman, Ryan (SS)	2006-08
Goodrich, Britt (LB)	1988-90
Goodson, Nate (DL)	1999-00
Goodwin, Frank P.	1929
Gorham, Frank	1929-31
Goudie, Dick	1957
Gould, Tom	1946-47
Graham, Chauncey (FB)	2004-05
Graham, T.J. (WR)	2008-11
Graham, Troy (WR)	2001-04
Grant, Gary (CB)	2010
Grasso, Joe (C)	1973
Gray, Carlos (DT)	2012
Gray, Jeremy (CB)	2006-08
Gray, Joe (TE)	1999-02
Greason, Bob	1931-32
Green, Bubba (DT)	1976-80
Green, D.J. (S/LB)	2010-11
Green, Meares (OL)	2006-08
Green, Derek (OL)	1999-01
Greene, Dwayne (DB)	1980-84
Greene, Joe (RB)	1983-84
Greene, Mustafa (HB)	2010
Gregory, Arthur	1903-05
Gregory, Gary (OG)	2010
Griffis, Ray (WR)	1991-93
Grissett, Jimmy (TE)	1993-96
Groff, Jason (C)	1995
Grooms, Sam	1980
Grube, Rich (T)	1980-81
Guerrieri, Tom (FB)	1957
Guerrieri, Tony (FB)	1955-57
Guffie, Mike (TE)	1992-95

Guin, James (RB)	1962-64
Gulley, Joseph	1903-04
Gunter, Jay (FB)	1990-92
Gupton, Simon (DT)	1977-79
Guiley, Richard	1917-20
Guineau, Sam	1931-32

**H**

Hadley, Fred	1903-05
Hafer, Don (FB)	1957-58
Hager, Markus	1981-82
Hairston, Jeff (CB)	1986
Hairston, William (DE)	1987-88
Hall, Bobby (WR)	1966-68
Hall, Donald (OL)	1971
Hall, Jack (LB)	1973-76
Hall, Jerick (DL)	1999-02
Hall, Jon (DE)	1976-78
Hall, Randy (TE)	1976-78
Hall, Tramm (WR)	2003-05
Hall, William	1962-64
Halloway, Alan (DT)	2002-03
Hamilton, Lee Roy	1968
Hammond, Lance (OL)	1986-89
Hamrick, Ryan (WR)	1998-99
Hand, Steve (DE)	1974
Hannah, Joe (LB)	1976-79
Hannum, Olin (QB)	2000-01
Harden, Bill	1961
Harden, Joseph	1926-28
Hardie, Phillip	1904-06
Hardin, Jim (RB)	1968-70
Harding, John	1950
Hardy, Mike (WR)	1973-74
Harper, Lerone (LB/SS)	1993-95
Harrell, Bobby (TE)	1986-88
Harrell, Randy (RB)	1958-60
Harrell, Sam (PK)	1971-72
Harris, Darryl (LB)	1980-83
Harris, Frank (RB)	1985-86
Harris, Gordon	1906
Harris, Greg (LB)	1986
Harris, Grady (DT)	1985-88
Harris, Kenny (SS)	1993-96
Harris, Leroy (C)	2003-06
Harrison, Mike (DT)	1992-95
Harrison, Todd (TE)	1988-91
Harrison, Lloyd (CB)	1996-99
Hartman, Damon (PK)	1988-91
Hartsell, Chris (FS)	1988
Hartsell, Harry	1909-10
Harvey, Terry (QB)	1991, 93-95
Hastings, Andy (OL)	1999
Hauschka, Steven (PK)	2007
Hawkins, Chris (WR)	2003-04
Hawley, Clyde (G)	1988-91
Hayden, Dan (FB)	1988-91
Hayden, Nick	1934-35
Hayes, Tommy	1943-44
Haynes, Billy Ray (LB)	1988-91
Haynes, Chink	1921-22
Haynes, Dean (HB/S)	2010-11
Haywood, Frank (DT)	1973-74
Heath, Garland (DB)	2003-06
Hegamin, George (T)	1992-93
Hegedus, Charlie (WR)	2012
Heinle, John	1985
Helms, E. V.	1935-37
Hendel, Andy (LB)	1981-83
Henderson, Jim (DT)	1974-76
Henery, Allen (C)	1954-56
Hennie-Roed, Chris (OL)	1992-94
Henry, Clayton (LB)	1987-88, 90-91
Hensler, Chris (PK)	1995-97
Heppe, Kalani (OL)	2005-07
Herbert, Austin (P)	2000-03
Hernon, Dwayne (DL)	2003-05
Herron, Don (LB)	1984-85
Hicks, Allen (PK)	1969-70
Hicks, Anthony (DT)	1982
Hicks, Sterling (WR)	2002-05
Higgins, Tom (G)	1974-75
Hilka, Mike (LB)	1967-69

Hill, Adrian (WR)	1991-94
Hill, Anthony (TE)	2004-06, 08
Hill, Bill (C)	1958-60
Hill, Selby	1921-22
Hillman, James (T)	1950-52
Hines, J. B.	1936-38
Hinton, Robert (SE)	1990-93
Hipps, Jim (T)	1971-72
Hitt, Frank (T)	1976-78
Hoek, Ren	1936-37
Hoffman, Ed	1970-72
Hoggard, Dee Dee (DB)	1980-82
Hojnacki, Jeff (OL)	1985-87
Holder, Don (LB)	1982-84
Holland, Trent (DT)	1965-67
Hollodick, Kelly (PK/DB)	1985-86
Holloman, Phillip (CB)	2005-07
Hollowell, Joe (QB)	1987-88
Holmes, Antoine (DL)	2007-08
Holt, Jon (OL)	2004-06
Holt, Terrence (DB)	1999-02
Holt, Torry (WR)	1995-98
Homewood, S.L.	1915-17
Honeycutt, Hillery (DB)	1979-81
Hooks, Roland (RB)	1972-74
Hordubay, Ed	1957
Horne, Thomas (DB)	2001
Horning, David (DE)	1978-80
Horton, Ron (DB)	1976
Hosher, Jeff (QB)	1983
Hough, Marcelle (CB)	1996-99
Houston, Bobby (LB)	1987-89
Houtz, Dave (FB)	1961-63
Hovance, Pat (TE)	1972-75
Howard, Doug (T)	1980-82
Steven Howard (WR)	2011
Howell, Marcus (LB)	2005
Hoyle, Oliver (LB)	2002-05
Hubbard, Kevin (FB)	1996-97
Hubble, Marc (G)	1989-92
Huckabee, Jack	1939-41
Hudson, Art (DT)	1967-69
Hudson, John	1917
Hudson, Marcus (CB)	2001-03, 04-05
Huff, John (PK)	1974
Huggins, John (G)	1987-89
Hunsucker, George	1927-28
Hunter, Dick (RB)	1955-57
Hurt, W.T.	1913
Hyde, David (FB)	2011

**I**

Idol, Dickie (CB)	1967-69
Ikehoose, Arthur	1943
Imhoff, Daniel (QB)	2011
Inman, David (OL)	1991-93
Inman, John (OL)	1987-88
Irving, Nate (LB)	2007-08, 10
Isaacs, Carl T.	1932-34
Isaacs, Gene	1936
Isley, John (QB/P)	1978-79
Isom, Rickey (FB)	1982-85

**J**

Jackson, Cotra (RB)	1999, 00-03
Jackson, Darryl (DB)	1974-75
Jackson, Eddie (FB)	1978-80
Jackson, Reggie (G)	1976
Jackson, Ronald (LB)	1964-66
Jackson, Tyrone (CB/RB)	1988-91
Jacobs, John (DT)	1989-91
Jacumin, Marty (G)	1986
James, Geron (WR)	2006
James, Julian	1963-65
James, William (DB)	1964-66
Jamison, Brian (LB)	1998, 00-01
Janik, Dave (FB)	1993-94
Jeffries, Haywood (TE)	1983-86
Jeffrey, Charles	1931-32
Jeffrey, Robert N.	1927-29
Jenkins, A. W. (G)	1975-77
Jenkins, Izel (CB)	1986-87
Jenkins, John	1980

Jenkins, Ken	1981-82
Jenkins, Terry (G)	1964-66
Jennette, John	1924-25
John, Craig (G)	1970-71
Hillman, Allen (CB)	1992-95
Johnson, Chris (SS)	1984-87
Johnson, Clem (DB)	2008-09
Johnson, Clint (DE)	1997-99
Johnson, Dick (FB)	1946, 48-49
Johnson, Donta (S/CB)	2010-12
Johnson, Jimmy	1927-28
Johnson, Joe (CB)	1996-98
Johnson, Joe	1943
Johnson, Joe (FB)	1987-90
Johnson, Johnny	1929-30
Johnson, Keith (FS)	1988-91
Johnson, Maurice William	1930
Johnson, Mike (SS/LB)	1991
Johnson, Robby (T)	1993
Johnson, Rod (S)	1999-02
Johnson, Rochelle	1924
Johnson, Shawn (G)	1990-93
Johnson, Timmy (FB)	1975-77
Johnson, Vaughan (LB)	1980-83
Johnston, Alfred	1922-24
Jomantus, Andy	2012
Jones, Al (LB)	1993
Jones, Ernest (LB)	2005-07
Jones, Hakim (S)	2012
Jones, J.D.	1939-40
Jones, J.J. (G)	1998
Jones, J.J. (DB)	2001-02, 04-05
Jones, Jesse (LB)	1986-87
Jones, Mack (WR)	1983, 85-87
Jones, Mike (DT)	1987-90
Jones, Nelson (CB)	1983-86
Jones, Steve	1982
Jones, Woody	1939-41
Jordan, Donald (G)	1967-69
Jordan, Jackie	1928-29
Jordan, Kent (C)	1986-89
Jordan, Terry (QB)	1989-92
Joyce, Mike (LB)	1969-70
Joyce, Tom (G)	1946-48
Jukes, Lee (WR)	1977-79
Jurgens, Bobby (CB)	1987-90

**K**

Kaiser, Vitus	1949-51
Kako, Raymond	1943
Kane, John (FB)	2006
Kaplovich, Mick	1943
Kapp, Ben (T)	1952-54
Karriker, Marty (FB)	1986-87
Katch, Tom (DB)	1956-57
Kavulic, Mike (WR)	1986-89
Kea, Sandy (G)	1983-86
Kee, Sheldon (LB)	1995, 97-99
Keim, Steve (G)	1992-95
Kennedy, Bill	1950
Kennedy, T. J. (T)	1973
Kennel, Bob	1956-57
Kenney, Pat	1970-72
Key, Sam (LB)	1980-81
Kiker, Adam (PK)	2001-03
Kilpatrick, Tim (P)	1990-92
Kilyk, Ted (RB)	1952-55
King, Carlos (FB)	1993-97
King, Mark	1986
Kirkley, Lee	1971
Kirkman, Nolan (P)	1991
Kirkpatrick	1919-21
Kirschner, Herbert	1935-37
Klebe, Jack (QB)	1967-68
Kline, Garrett (OL)	2007
Kling, Eric (LB)	1985-87
King, Tucker (P/H/LDR)	2005
Knight, Lee (LB)	1988-91
Knowles, Ricky (TE)	1974-76
Knox, Tony	1978
Knudtson, Ryan (G)	1996-99
Koehne, Chris (OL)	1978-81
Kohl, Jack (T)	1977



Korsnick, Pat (QB).....1970-72  
 Kooistra, Scott (OL).....2000-02  
 Kosilla, Steve.....1950-52  
 Kosor, Ron (C).....1982-85  
 Koszarsky, Tony (HB).....1961-63  
 Krall, Ron.....1960-62  
 Kramer, Erik (QB).....1985-86  
 Kriger, Bill.....1962  
 Kroll, Dennis (TE).....1960-61  
 Krueger, Brian (DE).....1971-73  
 Kudryan, Walt (C).....1961-62  
 Kuh, Jeff (DT).....1998  
 Kuhn, Markus (DE).....2007-08, 11  
 Kukulinski, Nick (DT).....1992-93  
 Kurilla, Joe (G).....1987  
 Kushner, Matt (TE).....2006-07  
 Kwiatkoski, Joe.....1941-42

## L

Lail, Randy (DT).....1972-74  
 Lambe, Charlie.....1925-26  
 Langston, Don (FB).....1952-54  
 Lanoy, Rick.....1971  
 Laraway, Ron (QB).....1980-82  
 Lardino, Joe (OL).....2000-01  
 Larsen, Ted (DT/C).....2006-09  
 Lassiter, Gaither Calvin.....1925  
 Lathan, Luke (C).....2004, 06-07  
 Latta, Marc (CB).....1988-92  
 Latusich, Bernie (RB).....1958-59  
 Laureano, Jose (QB).....1995-96  
 Lawrence, J. B.....1919-21  
 Lawrence, John (T).....1957-59  
 Lawrence, Mark (DT/G).....1993-96  
 Lawrence, Reggie (WR).....1989-92  
 Lawrence, Tyler (LB).....1990-93  
 Lawson, Henry (OL).....2008-10  
 Lawson, Larmount (RB).....1981-82  
 Lawson, Manny (DE).....2002-05  
 Lawson, Miller (TE).....1990-93  
 Leach, Bill (T).....1984-86  
 Leak, Eric (WR).....1997-00  
 Learn, Rich.....1980  
 Lee, Joseph.....1916-17  
 Lee, Ronnie (DB).....1978-80  
 Lee, William (LS).....2004-06  
 Leffer, Andy (P).....2010  
 Lefort, Romeo.....1930-32  
 LeForte, Henry.....1931-32  
 LeGrande, Donnie (DB).....1978-81  
 Lehr, Richard (T).....1972-74  
 Leistiko, Dave (T).....1991  
 Lemmons, Benny (DE).....1966-68  
 Lemon, Michael (DE).....2009-10  
 Lenhart, John.....1943  
 Leonard, Robbie (LB).....2006-08  
 Leone, Tony (T).....1954-55  
 Lepo, John.....1929  
 Lester, Steve (DE).....1970-72  
 Lewin, Sheldon (DT).....2002-03  
 Lewis, Wayne (OL).....1967-69  
 Lindner, Tom (C).....1975-77  
 Lisk, Jimmy (WR).....1967-68  
 Liverman, Dyrion (DE).....2004  
 Liverman, Greg (FB).....2001  
 Locklear, Sean (DE/OL).....2000-03  
 Lodge, Harry.....1951-54  
 Logan, Fred.....1924-26  
 Logan, Graham R.....1923-25  
 Logo, Ricky (G).....1989-92  
 London, Tommy (DB).....1974-77  
 Loney, Ken (DB).....1981-83  
 Long, Chuck (G).....1980-82  
 Long, Ralph.....1907-09  
 Longmire, Bobby (TE).....1980-82  
 Loughlin, Tom (DT).....1996-97  
 Love, Chris (LS).....1993-94  
 Lowe, Jim (RB).....1986  
 Lowe, John (TE).....1954-56  
 Lowery, Patrick (LB).....2003-06  
 Lozier, Paul.....1938  
 Lucas, Sterling (LB).....2009-10, 12  
 Lute, Dann (DE).....1978-81

Lyerly, Dustin (FB).....2006  
 Lykes, Dick.....1903-04  
 Lyons, Corey (LB).....1998-00  
 Lyttle, B. J. (TE).....1974-75

## M

MacDougal, James.....1916-17  
 Madak, Bob.....1943  
 Maddock, Jim.....1944-49  
 Maddox, Andre (S).....2001-04  
 Maddox, Dwayne (LB).....2008, 11  
 Mageo, Natanu (DT).....2010  
 Maguire, Sean (LB/FB).....1990-93  
 Mahoney, Jake.....1935-36  
 Major, Drea (CB).....1992-94  
 Mallan, Mike (FB).....1969  
 Mallard, Andy (LS).....1998-99  
 Mancini, Gerry.....1960  
 Manior, Greg (FB).....1989-92  
 Manning, Edward B.....1918  
 Manning, Stacy (FB).....1986-87  
 Manning, Terrell (LB).....2009-11  
 Mansfield, Shelby (RB).....1964-65  
 Maravich, Nick (T).....1960-61  
 Margerum, Jay.....1956  
 Marinkov, George (RB).....1954-56  
 Mark, Lou.....1935-37  
 Marko, John (DB).....1974  
 Marks, Andre (FB).....1979-82  
 Marocco, Frank (G).....1957-59  
 Marshall, Elijah (TE).....1974-77  
 Martell, Harry (TE).....1965-67  
 Martin, Bobby.....1980  
 Martin, James (G).....1963-64  
 Martin, James II (LB).....2003, 05-07  
 Martin, John (C).....1948-50  
 Martin, Henry (DL).....2001-02  
 Martinussen, Marty (P).....1982-84  
 Mason, Dean (QB).....1988  
 Mason, Leon (RB).....1966-68  
 Mass, Roger.....1934-35  
 Massaro, Chuck (C).....1985-88  
 Mastrolia, Freddie.....1937  
 Matheney, William.....1936-38  
 Mathews, Greg (DT).....1980-82  
 Matier, Kevin (TB).....1993-96  
 Matlock, Matt.....1930-31  
 Matt, Russell.....1975  
 Mattes, R.J. (OT/G).....2009-12  
 Matthews, Skip (G).....1960-62  
 Mattox, Jay (LS).....1989-92  
 Maurer, Michael (LS).....2007-10  
 Mauro, Lou.....1943  
 Mazgai, Ed (G).....1952-53  
 McAdoo, Charles.....1922-23  
 McArthur, George.....1949-51  
 McCall, Michael (OL).....2003  
 McCargo, John (DT).....2003-05  
 McCauley, Lamont (OL).....1994-95  
 McCoy, Robert.....1919-20  
 McCormick, William.....1943  
 McCuller, Jerrail (OT).....2007-09  
 McCulley, Lawrence.....1932-4  
 McCurdy, Cecil (TE).....1998  
 McDowell, Jack.....1925-27  
 McDuffie, John (C).....1966-67  
 McGeorge, Jason (TE).....1994-96  
 McGill, T.Y. (DT).....2011-12  
 McIntosh, Joe (RB).....1981-84  
 McIver, John.....1925  
 McKeen, Shea (DE).....2008  
 McKeever, Harrison (FB).....1954  
 McKeon, John (OL).....2003-05  
 McKnight, Steven (LB).....1993, 95  
 McLawhorn, Hank.....1931-32  
 McLean, Robert.....1969  
 McLean, Wayne (RB).....1978-80  
 McLendon, T.A. (TB).....2002-04  
 McLeod, Harry (RB).....1946-48  
 McMahon, Art (DB).....1965-67  
 McMurray, Andrew.....1915-17  
 McNeil, Chris (DE).....1994-95  
 McQueen, Chaz (WR).....2011

McQuage, Bob.....1930-32  
 McRorie, John (DB).....1982-84  
 McSwain, Roger (DT).....1970-71  
 Meadlock, Jim (FB).....1954-55  
 Meadows, Louie (RB).....1979-81  
 Mebane, Jeremy (WR).....2001  
 Medlin, Dan (DT).....1969-71  
 Melby, Steve (FB).....1987  
 Meier, Dan (DT).....1973-75  
 Melnik, Ron (LB).....1993, 95  
 Melton, Basil.....1927-28  
 Merritt, David (LB).....1989-92  
 Metts, Carey (C).....1966-68  
 Michael, Bob (LB).....1974-77  
 Michel, Ray (LB).....2006-09  
 Micklem, Colbert (QB).....1954-56  
 Miketa, Don (TE).....1956-57  
 Milliken, Ryan (LB).....1993-94  
 Milinichik, Joe (T).....1982-85  
 Milinichik, Josh (DE).....2009  
 Miller, Albert (LB).....1984-85  
 Miller, Bill (DB).....1970-72  
 Miller, Brock (T).....1985-88  
 Miller, Danny (DB).....1976-77  
 Miller, Freddie (TE).....1946-48  
 Miller, Jerry (T).....1968-69  
 Miller, Joseph.....1902-03  
 Miller, Mike (RB).....1955-56  
 Miller, Mike (DB).....1974-76  
 Miller, Mike (RB).....1982-85  
 Mills, Rudy (TE).....1986-88  
 Minyard, Kelly (T).....1957-59  
 Mitchell, Kevin (LB).....1996  
 Monago, John (DT).....1985-86  
 Monk, Jordan (DB).....2012  
 Montgomery, Don (TE).....1961-63  
 Montgomery, Shane (QB).....1987-89  
 Moody, Craig (DB).....2000-02  
 Moody, Darrell (QB).....1968-70  
 Moody, David (WR).....1976-77  
 Mooney, Ed (RB).....1948-50  
 Moore, Bobby (QB).....1999-00  
 Moore, Chris (QB).....2005  
 Moore, Collice (T).....1959-60  
 Moore, Horace.....1965  
 Moore, Jevon (SS).....2004  
 Moore, Mike (LB).....1991-94  
 Moore, Roger (FB).....1960-62  
 Moore, Terry.....1978-80  
 Morgan, Reuben.....1940-41  
 Morgan, DaJuan (DB).....2005-07  
 Morgan, DeAndre (CB).....2007-09  
 Morgan, Maurice (WR).....2012  
 Morgan, Ricky.....1976  
 Morhard, Chris (DB).....1982-83  
 Morris, Derek (OL).....2003-05  
 Morris, John.....1960-61  
 Morris, Ricky (DB).....1984-85  
 Morris, Snoozie.....1931-33  
 Morrow, Bill (DB).....1966-67  
 Morse, Tom.....1948-49  
 Morton, Kent (G).....1960-61  
 Moser, Deoane.....1942  
 Moser, Gary (FB).....1969-71  
 Moser, Taylor.....1942-46  
 Moses, Renaldo (DE).....2002-03, 05  
 Moxley, William (G).....1980-83  
 Moyer, Chance (FB).....2002-04  
 Moyer, Jim.....1951  
 Murphy, George.....1936  
 Murphy, Seamus (C).....1994-97  
 Murray, Chris (WR).....2002  
 Murray, George.....1915-17  
 Muse, Tom (P).....1990-92  
 Musser, Charley (G).....1947-49  
 Musser, Neal (LB).....1979-80

## N

Nall, Mike (DB).....1976-79  
 Nardone, Mike (G).....1954-55  
 Neal, J.C. (DB).....2005-08  
 Neal, Leon.....1902-03  
 Neal, Levin (CB).....2006

Nelms, Allen.....1930-32  
 Nelson, Arnold (FB).....1958-59  
 Nelson, Jim (DE).....1970-72  
 Newby, James (OL).....2004-05-06  
 Newsome, James (C).....1991-93  
 Nicholas, Ed (OL).....1968-70  
 Nichols, Mike (LB).....1990-92  
 Nicholson, Alex (TE).....1988-91  
 Nicholson, John.....1950-51  
 Nicholson, N.B.....1925-27  
 Nicholson, Nick.....1926-28  
 Nicholson, Russ.....1935-36  
 Nixon, Glenn R (T).....1952-53  
 Noel, Rodman (CB).....2011-12  
 Noggle, Charlie (QB).....1965-66  
 Norman, Art (DE).....2011-12  
 Norris, John.....1969-70-71  
 Novick, Walt.....1936-38  
 Nyce, Jeff (C).....1980-82  
 Nye, Ken.....1959

## O

Oddo, Jim (C).....1955-57  
 Odom, Dave (TE).....1956  
 O'Doherty, Brian (DT).....1977-79  
 O'Hara, Paul (RB).....1951-52  
 Ojo, Yomi (OL).....2007  
 Olive, Ricky (DT).....1977  
 O'Neal, Andreas (DT).....1989-92  
 O'Rourke, Jim.....1948-51  
 Osborne, Matt (PK).....1992  
 Outen, Bill.....1927-28  
 Outlaw, Mimi.....1977-81  
 Overcash, Oscar (C).....1961-63  
 Overgaard, Mikel (OT).....2011  
 Owens, Dennis (DT).....1978-81  
 Owens, Frank.....1939-42  
 Owens, Mike (DE).....1977-78

## P

Page, Joey (OL).....1984-87  
 Palandrani, Fran (T).....1956-61  
 Palmer, Leslie.....1946-47  
 Palmer, Tobais (WR).....2011-12  
 Pannell, William (LB).....1998-99  
 Parham, Greg (P).....1983  
 Park, Thomas N.....1922  
 Parker, Roger (G).....1977-78  
 Parker, Steve (T).....1962-64  
 Paroli, Bob (T).....1951-57  
 Parrish, Kirk (T/C/TE).....1988-91  
 Passingham, Kent (PK).....1998-00  
 Patterson, Julius (DB).....1999-02  
 Patterson, Lateef (DT).....1995-96  
 Paul, Trey (TE).....1989  
 Paulsen, Jed (C).....2001-04  
 Pavlovsky, Andy.....1936-39  
 Payne, Brook (OL).....2001  
 Payton, Quintin (WR).....2011-12  
 Peacock, Dick.....1946-47  
 Pearce, Grafton.....1943  
 Peebles, Danny (TE).....1985-88  
 Peek, Michael (LB).....2011  
 Pelschak, Mark (LB).....2000  
 Pegram, Benny (LB).....1982-84  
 Pepe, Bob (TE).....1956-58  
 Perkins, Samuel.....1904-05  
 Perry, Jason (FS).....1995-98  
 Perry, Ken.....1979  
 Peters, Eugene (TE).....1985-88  
 Peterson, Bryan (WR).....1999-02  
 Peterson, John (FB).....1981-83  
 Phelps, Randy (TE).....1980  
 Phillips, Al.....1939, 46-47  
 Phillips, Arthur.....1912-14  
 Phillips, Bill (OL).....1969-70  
 Phillips, Raymond (DE).....1982-85  
 Philman, Mack.....1943  
 Picquet, Dubie (FS).....1987-88  
 Pierce, Hugh (G).....1951-54  
 Pierson, Nat.....1920-21  
 Pierson, Bradley (P).....2007-08  
 Piloseno, Danny.....1935-37

Pilz, Robert (DB).....1971-73  
 Pinkney, Loren (LB).....1990-93  
 Pittman, Brandon (LB).....2012  
 Piurkoski, Phil (OL).....1981  
 Pizzurro, Joe.....1943  
 Plyler, Robert.....1913-14  
 Poag, Preston (QB/P).....1987-90  
 Podwika, Ron (RB).....1957-59  
 Pokrant, Rich (G).....1986-90  
 Pokrant, Steve (T).....1990  
 Polk, Morgon.....1928  
 Pollard, Roger (LB).....2000-03  
 Poole, Calvin.....1980  
 Poole, Eddie (DB).....1973-75  
 Poole, Reggie (OL).....2000  
 Potts, Ted (RB).....1950-52  
 Poulos, George (LB).....1977  
 Powell, Pat (G).....1963  
 Powell, William (DT).....1981-82  
 Powell, Zach (DB).....2011  
 Pressley, Demario (DT).....2004-07  
 Price, C. M. (TE).....1952-55  
 Price, Sean (DE).....2001-02  
 Primanti, Marc (PK).....1995-96  
 Prince, Wally (FB).....1956-57  
 Proctor, Van (SS).....2006  
 Prongay, Tom (DT).....1974-77  
 Pruitt, Carlos (LB).....1992-94  
 Puckett, Harry (G).....1960-62  
 Purcell, Andrew (LB).....2000-03  
 Purcell, Gus (C).....1983-86  
 Purvis, Tyler (FB).....2012

## Q

Quash, Sterling (T).....1984-87  
 Quick, Mike (TE).....1978-81  
 Quick, Orrick (LB).....2006

## R

Rafferty, Ian (OG).....1995-98  
 Ramseur, Tim (LB).....1996-97  
 Ramsey, Curtis.....1939-41, 46  
 Rand, Bus.....1915  
 Raneri, Sam (C).....1960-61  
 Rankin, Steve (DT).....1985  
 Rattlelade, Julian.....1943-45  
 Ray, Buster (WR).....1975-78  
 Ray, Chad (T).....1994  
 Raymond, John (LB).....2007  
 Read, Finley.....1958  
 Rearick, Bill (G).....1956-58  
 Redd, Rodney (SS/CB).....1995-98  
 Redding, Raymond.....1932-34  
 Redfern, Andrew (OL).....2007  
 Redmond, Jonathan (OL).....1992-95  
 Redmond, Kenneth (C).....1992-95  
 Rees, Jim.....1946-47  
 Reeves, Carl (DT).....1991-94  
 Regdon, Alex.....1934-36  
 Reid, Ed (LB).....1987-89  
 Reid, Lamont (CB).....2001-04  
 Reid, Mike (SS/CB).....1989-92  
 Reid, Paul.....1968  
 Rein, Curtis (TE).....1978-80  
 Remmy, Ernest.....1922  
 Retter, W. H.....1938-39  
 Rex, Ray.....1932-34  
 Reynolds, Dick (T).....1958-60  
 Rhoden, Danny.....1974  
 Rice, Alex (OL).....1998, 2000  
 Rice, Clyde.....1926  
 Richards, A. V. (OL).....1981-84  
 Richardson, Frank.....1949  
 Richardson, Johnny (WR).....1975  
 Richkus, Charlie.....1944-47  
 Riddle, Charlie.....1941-42  
 Riddle, Tommy.....1942  
 Riddick, Eric (FS/SS).....1996-98  
 Riden, Percy (T).....1954  
 Ridenhour, Peanut.....1928  
 Rieskamp, Jeff (DE).....2008, 10  
 Riggs, Shane (OL).....2000-02  
 Riley, Jesse (DB).....2009



Ripple, John (T) ..... 1917-20  
 Rissler, Jon (DE/LB) ..... 1992-95  
 Ritcher, Jim (C) ..... 1976-79  
 Ritcher, John (TE) ..... 2002-05  
 Ritter, Nathan (PK) ..... 1978-80  
 Rivers, Philip (QB) ..... 2000-03  
 Robbins, Dud ..... 1940-41  
 Roberson, Cleve ..... 1980  
 Roberson, D. A. .... 1910  
 Roberts, Dave (DB) ..... 1974-75  
 Roberts, Derek (FB) ..... 1996-00  
 Robinson, Everett ..... 1935-36  
 Robinson, Joe (DB) ..... 1973-74  
 Robinson, Koren (WR) ..... 1999-00  
 Robinson, Ray (TB) ..... 1998-01  
 Robson, Chad (PK) ..... 1993-94  
 Rodgers, Dave (FB) ..... 1968-70  
 Rodri, Joe (G) ..... 1956-58  
 Romanowsky, Tony (DE) ..... 1948-50  
 Rooney, Artie ..... 1936-39  
 Rose, Bud ..... 1929-31  
 Rose, Mike (DE) ..... 2012  
 Roseboro, Chris (SS) ..... 1996  
 Ross, Paul ..... 1981  
 Rossi, Jim (QB) ..... 1962-63  
 Rothgeb, Bret ..... 1986  
 Rowe, Gary (HB) ..... 1964-66  
 Roxburgh, Brian (FB) ..... 1988-89  
 Roy, Roscoe A. .... 1932-34  
 Royal, Dexter (LB) ..... 1987-90  
 Royer, Bob (C) ..... 1961  
 Ruiz, Jeff (P) ..... 2009-10  
 Rummage, Steve (DE) ..... 1968-70  
 Rumph, Lerue (LB) ..... 2005-07  
 Rushing, Mitch (OL) ..... 1982-83  
 Russell, Kevin (CB) ..... 1994-97  
 Russell, Rusty (WR) ..... 1998  
 Russell, Troy (TE) ..... 1986-87  
 Ryneska, Joseph ..... 1934-36

**S**

Sabol, Steve (C) ..... 1933-35  
 Sabolyk, Bobby ..... 1937-39  
 Sade, Niklas ..... 2011-12  
 Sakas, George ..... 1943-44  
 Sales, Tony (DT) ..... 1992-93  
 Salmon, Craig (P/PK) ..... 1984-85, 87  
 Salahuddin, M.J. (LB) ..... 2012  
 Salley, Steve (FB) ..... 1986-88  
 Sandello, Ralph (DB) ..... 1979-80  
 Sanders, Brandon (C) ..... 2002-03  
 Sands, Kenneth ..... 1937-38  
 Santee, Shad (TE) ..... 1988-91  
 Santos, Alex (OL) ..... 1996-99  
 Sarik, Dan (C) ..... 1969-71  
 Sasser, Glenn (T) ..... 1962-64  
 Saul, Gary (TE) ..... 1970-71  
 Saultnier, Steve (G) ..... 1981-83  
 Saunders, Hal (C) ..... 1946-49  
 Sauderson, John (G) ..... 1970-71  
 Savage, Ron ..... 1958  
 Savage, Sebastian (CB) ..... 1989-92  
 Savini, John ..... 1938-39  
 Scanlon, Kevin (QB) ..... 1976  
 Scarpa, John ..... 1944-45  
 Scarpati, Joe (RB) ..... 1961-63  
 Schacht, Walter ..... 1948-51  
 Schafer, Jack ..... 1963  
 Schultz, Lenny (G) ..... 1984-87  
 Schultz, Ryan (TE/C) ..... 1990-93  
 Schwerdt, Joseph J. .... 1935-37  
 Scott, Miguel (DB) ..... 2005-07  
 Scott, Tony (DB) ..... 1996-99  
 Seawell, Henry ..... 1924-25  
 Seehorn, Monte (RB) ..... 1954  
 Seaman, Mike (TE) ..... 1992  
 Seesse, Pete ..... 1959  
 Seifert, David ..... 1908-11  
 Seitz, Rudolph ..... 1930-32  
 Senneca, Sam (DT) ..... 1972-74  
 Senter, Russell L. .... 1941-42  
 Serfass, Tom (G) ..... 1973-75  
 Sermon, R.R. .... 1925-28

Sewell, Ron (PK) ..... 1972-73  
 Shaffer, Jake (T) ..... 1959  
 Shamsid-Dean, Hassan (CB) ..... 1995-97  
 Sharp, Paul (FB) ..... 1969-70  
 Sharpe, O'Deal ..... 1930-31  
 Shavis, Larry (T) ..... 1974-76  
 Shavlik, Dean ..... 1982-83  
 Shaw, Arnold ..... 1904-05  
 Shaw, Aubrey (RB) ..... 1989-92  
 Shaw, Bruce (QB) ..... 1971-73  
 Shaw, Mark (DT) ..... 1983-84  
 Shearer, Dondi (DE) ..... 1975-77  
 Sheesley, Ken (LB) ..... 1972-73  
 Sheets, Harloe ..... 1946  
 Shelton, David (DT) ..... 1979-82  
 Sherrill, Fred ..... 1978  
 Sherrill, Jay (PK) ..... 1975-77  
 Sherrill, Rodney (FB) ..... 1992  
 Sherron, Jim (G) ..... 1957-58  
 Shimp, Kirby (LB) ..... 1973  
 Shuford, G. W. .... 1926  
 Shuford, W. P. .... 1926  
 Siegfried, Tom (DB) ..... 1970-72  
 Silver, Coon ..... 1930-31  
 Simmons, Jimmaul (S) ..... 2008  
 Simmons, Tramayne (TE) ..... 1997-00  
 Simon, Clayton (DE) ..... 1994-98  
 Simon, Roland (TE) ..... 1948-50  
 Simpson, Golden (G) ..... 1963-64  
 Sims, Donnie (FB) ..... 1988-89  
 Singletary, Reggie (DE) ..... 1982-85  
 Singleton, Graham (G) ..... 1959-61  
 Sisto, Frank (C) ..... 1978-80  
 Sitterle, Allen (T) ..... 1971-73  
 Skarry, Robert ..... 1918-20  
 Skosnik, Ron ..... 1964  
 Slavin, Grant (LB) ..... 1986-87  
 Slay, Brian (DT) ..... 2010-12  
 Sloan, Norman ..... 1950  
 Smart, Charley ..... 1938-39  
 Smith, Billy ..... 1946  
 Smith, Bob (FB) ..... 1948  
 Smith, Corey (DE) ..... 1998-01  
 Smith, Devon (TE) ..... 1995-98  
 Smith, Edrick (DE) ..... 1998-00  
 Smith, George (OL) ..... 1969-71  
 Smith, Jay (WR) ..... 2009-11  
 Smith, Jim (DB) ..... 1969-70  
 Smith, Jimmy ..... 1950-51  
 Smith, Johnny (G) ..... 1984-86  
 Smith, Mark (QB/LB/DB) ..... 1985-87  
 Smith, Ogden (RB) ..... 1947-50  
 Smith, Rashard (WR/CB) ..... 2011-12  
 Smith, Robert (G) ..... 1964-65  
 Smith, Scott (QB) ..... 1978-79  
 Smothers, Odell ..... 1934-36  
 Snow, Silas (G) ..... 1962-64  
 Soback, John ..... 1943  
 Sokalsky, Pete ..... 1965-67  
 Solonoski, Andy (OL) ..... 1968-70  
 Sommerell, E.W. .... 1921-23  
 Sowirka, Pete ..... 1968-70  
 Span, Fred (WR) ..... 2005  
 Spangler, Lloyd (OL) ..... 1965-67  
 Spence, Graham ..... 1946  
 Spencer, Owen (WR) ..... 2008-10  
 Spikes, Rahshon (RB) ..... 1996-99  
 Spivey, Henry (T) ..... 1952-56  
 Spritz, Dick (FB) ..... 1951-52  
 Stafford, Talmage ..... 1909-11  
 Stanko, John ..... 1932-34  
 Stanley, Josh (DB) ..... 2012  
 Stanton, Bill ..... 1945-47  
 Stanton, Jack ..... 1959-60  
 Stanton, John (OL) ..... 1976-79  
 Staton, Jerome (FB) ..... 1985  
 Starodub, Rich (OL) ..... 1969-70  
 Stec, John (OL) ..... 1965-66  
 Steele, Greg (G) ..... 1981-83  
 Stephens, Ken ..... 1934  
 Stephens, S.F. .... 1908  
 Stephens, Tremayne (RB) ..... 1994-97  
 Stephens, Victor (FS) ..... 2000-03

Stevens, Frank (C) ..... 1986-87  
 Stevens, Ken ..... 1931-34  
 Stewart, Earl ..... 1939-41  
 Stilwell, Marion ..... 1940-43  
 Stone, Chuck (G) ..... 1978-79  
 Stone, Fred (LB) ..... 1985-88  
 Stone, K.J. (RB) ..... 1999-00  
 Stone, Marcus (QB/TE) ..... 2004-07  
 Stout, David ..... 1963  
 Stout, Mack ..... 1929-31  
 Stowe, Jim (TE) ..... 1974-76  
 Streets, Rashad (DT) ..... 1997-98  
 Stringer, Ralph (FB) ..... 1973-75, 77  
 Stocker, Manny (RB) ..... 2012  
 Stoner, Marty (WR) ..... 2010  
 Strong, William (CB) ..... 1991-94  
 Stroud, John ..... 1906-07  
 Stroup, Howell ..... 1939-41  
 Stroupe, Milo ..... 1929-31  
 Strum, Jeff (G) ..... 1984-87  
 Stultz, Mike (DB) ..... 1971-73  
 Suda, George ..... 1951  
 Sullivan, Bill (G) ..... 1961-63  
 Sullivan, Dwight (FB) ..... 1979-81  
 Sullivan, Mickey ..... 1938-39  
 Summerall, Eugene ..... 1926  
 Sutton, Buck ..... 1943  
 Sutton, Jimmie III (CB) ..... 2005-07  
 Swart, James ..... 1950-51  
 Swartzberg, Fred ..... 1943-44  
 Sweezy, J.R. (DE) ..... 2009-11  
 Sykes, Hiram ..... 1946  
 Sykes, Vance ..... 1904-06  
 Symonds, Toby ..... 1989-90  
 Szikszai, Jimmy (PK) ..... 1992-93  
 Szuchan, John (T) ..... 1954-56

**T**

Talbert, Anthony (TE) ..... 2011-12  
 Tapp, Jim (TE) ..... 1958-60  
 Tatum, Jess ..... 1935-37  
 Tatum, John ..... 1938  
 Tayloe, Charles (TE) ..... 1965-66  
 Taylor, Al (RB) ..... 1959-61  
 Taylor, Derrick (CB) ..... 1984-86  
 Taylor, Eric (OL) ..... 1990-93  
 Taylor, Shantay (FS) ..... 1999  
 Teague, Pat (LB) ..... 1983-86  
 Teague, Eddie ..... 1942  
 Teal, Thomas (DT) ..... 2012  
 Tedder, Corey (LS) ..... 2007-10  
 Teel, Shan (TE) ..... 1989  
 Teer, Bill (LB) ..... 1952-54  
 Tencick, John ..... 1949-50  
 Tharp, Marvin (OL) ..... 1967-69  
 Thomas, Arthur ..... 1923-25  
 Thomas, Mark (DT) ..... 1988-91  
 Thomas, Mark (TE) ..... 1994-97  
 Thomas, Patrick (LB) ..... 2001-04  
 Thompson, Bill ..... 1947-49  
 Thompson, Dick ..... 1936  
 Thompson, Frank ..... 1906-09  
 Thompson, Gil ..... 1937-38  
 Thompson, Hal ..... 1943  
 Thompson, J. B. .... 1934-37  
 Thompson, John (DE) ..... 1951-53  
 Thompson, Mickey ..... 1938-39  
 Thompson, Scott (SN) ..... 2011-12  
 Thompson, Tony (RB) ..... 1996-98  
 Thornton, Shadrach (RB) ..... 2012  
 Threatt, Pat (DT) ..... 1990-93  
 Thuney, Joe (C) ..... 2012  
 Tofaute, Tom ..... 1948-51  
 Tokar, Francis (G) ..... 1955-57  
 Tonn, Dick (C) ..... 1954-55  
 Tope, Charles (DE) ..... 1967-68  
 Topinka, Jerry ..... 1963  
 Tortu, Chris (DT) ..... 1994-95  
 Traylor, Don ..... 1937-39  
 Trowbridge, Ken (RB) ..... 1957-58  
 Tull, Reid ..... 1904-05  
 Tulloch, Stephen (LB) ..... 2003-05  
 Turbyfill, Gerald (T) ..... 1944-49

Turks, Kevin (LB) ..... 1995-98  
 Turner, Howard ..... 1943-46  
 Turner, Rae (TE) ..... 1948-49  
 Turner, Ricky (FS) ..... 1989-92  
 Turner, Tim (OL) ..... 2000-01  
 Turner, William (WR) ..... 1989-90  
 Tyler, DeMarcus "Tank" (DT) ..... 2003-06

**U**

Underwood, Bryan (WR) ..... 2011-12  
 Underwood, Curtis (HB) ..... 2011  
 Urgovitch, Ken (T) ..... 1952-54

**V**

Valaer, Peter ..... 1902-06  
 Vanderveer, Andy (TE) ..... 1999-01  
 Van Glann, John ..... 1907  
 Vann, Al ..... 1929-30  
 Varn, Todd (FB) ..... 1986-89  
 Vaughan, Fred ..... 1928  
 Vermiglio, Jake (OT) ..... 2007-10  
 Vickers, Billy Ray (RB) ..... 1976-79  
 Videtich, Steve (PK) ..... 1991-94  
 Vinson, Fernandus "Snake" (FS/CB) ..... 1987-90  
 Vitek, Steve ..... 1956-57  
 Wilson, Adrian (S) ..... 1998-00  
 Vivino, Dave (C) ..... 1954  
 Vlachos, Bill ..... 1970  
 Vogt, Avery (LB) ..... 2006  
 Vollmar, George (TE) ..... 1958-60

**W**

Wachtel, Chuck (T) ..... 1961-63  
 Wade, Scott ..... 1975-76  
 Wagner, Bill ..... 1918  
 Wagner, William ..... 1915-17  
 Wagner, Fred ..... 1941-42, 46-47  
 Wagoner, Jew ..... 1916-17  
 Wagoner, John ..... 1941-42, 46  
 Walker, Darwin ..... 1995  
 Walker, Greg (LB) ..... 1974-75  
 Walker, James (FS) ..... 1993-95  
 Walker, James (WR) ..... 2000  
 Walker, Javon (S) ..... 2007  
 Walker, Van (DB) ..... 1969-71  
 Walker, Willie (DB) ..... 1983  
 Wall, Bryan (LB) ..... 1970-72  
 Wall, Ricky (WR) ..... 1982-84  
 Wallace, Andrew (OL) ..... 2009-10, 12  
 Wallis, Sam ..... 1924  
 Walsh, Chris (SS) ..... 1990  
 Walters, Dave ..... 1972  
 Ward, Todd (C) ..... 1990-93  
 Ware, John (LB) ..... 2007  
 Warren, Bob ..... 1926-28  
 Warren, Calvin (P) ..... 1980-81  
 Warren, Gerald (PK) ..... 1967-68  
 Warren, Steve (OL) ..... 1965-67  
 Washington, Bobby (RB) ..... 2004  
 Washington, Dwayne (CB) ..... 1990-93  
 Washington, J.J. (CB) ..... 2000-02  
 Washington, James (HB) ..... 2010-12  
 Washington, Richard (WR) ..... 2003-04  
 Watson, Asa (TE) ..... 2010, 12  
 Watts, Bernie (G) ..... 1946-49  
 Watts, Dick ..... 1939-41  
 Weathers, H. Carol ..... 1919-20  
 Weathers, Herbert ..... 1919-21  
 Weir, Keegan (C) ..... 1998-01  
 Wentz, Camden (C) ..... 2010-12  
 Wescoe, Kyle (LB) ..... 1975-78  
 Webster, Alex (RB) ..... 1950-52  
 West, Eddie (QB) ..... 1952-55  
 West, Forrest (DE) ..... 2012  
 Westfall, Wendal ..... 1944  
 Wheeler, Richard (DB) ..... 1975-76  
 Whitaker, Horace (LB) ..... 1974  
 Whitaker, Toxey ..... 1920-22  
 White, Clayton (LB) ..... 1997-00  
 White, Matt (OL) ..... 2007-08  
 White, William ..... 1925-26  
 Whitley, Dee (WR) ..... 1979-81  
 Whitley, Heber (T) ..... 1970-72

Whitley, Jack ..... 1968-70  
 Whitman, Gary (TE) ..... 1965-66  
 Whittaker, Paul (TE) ..... 2001  
 Whitted, Alvis (WR) ..... 1994-97  
 Wiggins, Norman ..... 1940-41  
 Wilder, Bert (T) ..... 1961-63  
 Wilfong, Shawn ..... 1999  
 Wilks, Mark (DE) ..... 1971-73  
 Williams, Bennett (G) ..... 1962-64  
 Williams, Brian (CB) ..... 1998-01  
 Williams, Chris (RB) ..... 1987-91  
 Williams, Ellis (LB) ..... 1983  
 Williams, Eric (DB) ..... 1978-79, 80-82  
 Williams, George (DT) ..... 1994-97  
 Williams, Greg (DB) ..... 1966-67  
 Williams, Greg (RB) ..... 1983  
 Williams, Jarvis (WR) ..... 2007-10  
 Williams, Julian (OG/OT) ..... 2007-08  
 Williams, Mac ..... 1940-41  
 Williams, Macon ..... 1922-24  
 Williams, Mario (DE) ..... 2003-05  
 Williams, Matt (CB) ..... 1989  
 Williams, Perry (DB) ..... 1980-82  
 Williams, T.J. (TE) ..... 2002-04  
 Willis, Harvey (TE) ..... 1971-73  
 Willis, Keith (DT) ..... 2008  
 Wilson, Adrian (S) ..... 1998-00  
 Wilson, Arthur ..... 1904-06  
 Wilson, Barrett D. .... 1941-42  
 Wilson, C.J. (CB) ..... 2009-12  
 Wilson, Don (DB) ..... 1931-33  
 Wilson, Don (DB) ..... 1982-83  
 Wilson, John ..... 1970  
 Wilson, Russell (QB) ..... 2008-10  
 Wilson, Scott (LB/QB) ..... 1983-87  
 Wilson, Stauber (LB) ..... 1970-72  
 Wilson, Woodrow (DB) ..... 1976-79  
 Wimsatt, Drew (DE) ..... 2001-02  
 Windley, Bill ..... 1938-39  
 Wingate, Ashley (OL) ..... 2002-03  
 Winkles, Logan (FB) ..... 2011-12  
 Winstead, Kent (OL/DT) ..... 1984-87  
 Winston, H.E. .... 1915  
 Wojcicki, Ron (FB) ..... 1959-60  
 Wolfer, Bob ..... 1961  
 Wolff, Earl (DB) ..... 2009-12  
 Woods, Heath (T) ..... 1993-94  
 Woods, Michael (LB) ..... 1987  
 Woods, Scott (T) ..... 1990-94  
 Woody, Tim ..... 1981  
 Worst, Bobby ..... 1944-45  
 Worth, R. Barnes ..... 1932-35  
 Wortham, Justin (OL) ..... 2003  
 Worthen, Nasrallah (WR) ..... 1984-88  
 Wood, Roy ..... 1963  
 Wooden, Warren ..... 1936-37  
 Wray, Andre (DT) ..... 1997  
 Wright, Littleton (DE) ..... 2006-07  
 Wright, Mike ..... 1981  
 Wright, Willie (TE) ..... 2000-01  
 Wyche, Damon (DB) ..... 1994-97  
 Wyland, Bill (FB) ..... 1965-66

**X**

Xander, Craig (DE) ..... 1973

**Y**

Yeates, Harvey (FB) ..... 1950-52  
 Yoest, Bill (G) ..... 1970-73  
 Young, Cam (QB) ..... 1986  
 Young, Charley (FB) ..... 1971-73  
 Young, Chris (QB) ..... 2002-04  
 Young, Danny (LS) ..... 2000-03  
 Young, Keith (SS) ..... 1985-86  
 Young, Robert C. .... 1913-16, 19-20  
 Young, Willie (DE) ..... 2006-09  
 Yount, Gary (CB) ..... 1967-69

**Z**

Zick, William ..... 1943  
 Zickerfoose, Mendal ..... 1944  
 Zori, Milan ..... 1932-34  
 Zubaty, John (RB) ..... 1954-55

		Meeting	Home	Away	Neutral	Total		Massachusetts	2002	2002	1-0-0	0-0-0	0-0-0	1-0-0
Team	First	Last	W-L-T	W-L-T	W-L-T	W-L-T		Miami (FL)	1939	2012	1-2-0	4-5-1	0-1-0	5-8-1
Akron	2006	2006	0-1-0	0-0-0	0-0-0	0-1-0		Michigan	1993	1993	0-0-0	0-0-0	0-1-0	0-1-0
Alabama	1938	1996	0-1-0	0-4-0	0-0-0	0-5-0		Michigan State	1928	1976	1-0-1	0-4-0	0-0-0	1-4-1
Appalachian State	1932	2006	6-0-0	0-0-0	0-0-0	6-0-0		Middle Tenn. St.	1989	2005	2-0-0	0-0-0	0-0-0	2-0-0
Arizona	1989	1989	0-0-0	0-0-0	0-1-0	0-1-0		Milligan	1944	1945	2-0-0	0-0-0	0-0-0	2-0-0
Arizona State	1960	1974	0-0-0	1-1-0	0-0-0	1-1-0		Minnesota	2000	2000	0-0-0	0-0-0	1-0-0	1-0-0
Arkansas State	2000	2000	1-0-0	0-0-0	0-0-0	1-0-0		Mississippi State	1930	1994	1-1-0	1-0-0	1-1-0	3-2-0
Army	1953	1953	0-0-0	0-1-0	0-0-0	0-1-0		Murray State	2009	2009	1-0-0	0-0-0	0-0-0	1-0-0
Auburn	1977	1979	0-0-0	1-1-0	0-0-0	1-1-0		•Navy	1911	2002	0-1-0	1-3-0	1-0-0	3-6-0
Baylor	1995	1998	0-1-0	0-1-0	0-0-0	0-2-0		Nebraska	1962	1973	0-0-0	0-2-0	0-0-0	0-2-0
•Bingham Asheville	1899	1899	0-0-0	1-0-0	0-0-0	1-0-0		New Mexico	2002	2002	1-0-0	0-0-0	0-0-0	1-0-0
Boston College	1936	2012	3-1-0	1-5-0	0-0-0	4-6-0		Newberry	1941	1941	1-0-0	0-0-0	0-0-0	1-0-0
Boston University	1955	1955	0-0-0	1-0-0	0-0-0	1-0-0		Newport News	1943	1943	1-0-0	0-0-0	0-0-0	1-0-0
Bowling Green	1994	1994	1-0-0	0-0-0	0-0-0	1-0-0		North Carolina	1894	2012	14-27-4	18-35-2	0-2-0	32-64-6
Bucknell	1911	1911	1-0-0	0-0-0	0-0-0	1-0-0		N.C. All-Stars	1907	1907	0-0-1	0-0-0	0-0-0	0-0-1
Buffalo	1967	1967	1-0-0	0-0-0	0-0-0	1-0-0		N.C. Pre-Flight	1942	1943	0-2-0	0-0-0	0-0-0	0-2-0
Camp Davis	1943	1943	0-0-0	0-1-0	0-0-0	0-1-0		Northern Illinois	1997	1997	1-0-0	0-0-0	0-0-0	1-0-0
Carnegie Tech	1938	1938	0-1-0	0-0-0	0-0-0	0-1-0		Notre Dame	2002	2002	0-0-0	0-0-0	1-0-0	1-0-0
Catawba	1933	1951	4-0-0	0-0-0	0-0-0	4-0-0		Ohio	1984	2001	3-0-0	0-0-0	0-0-0	3-0-0
Catholic University	1931	1936	0-1-0	0-2-0	0-0-0	0-3-0		Ohio State	2003	2004	0-1-0	0-1-0	0-0-0	0-2-0
Central Florida	2007	2010	0-1-0	1-0-0	0-0-0	1-1-0		Oklahoma	1946	1968	0-0-0	0-1-0	0-1-0	0-2-0
Central Michigan	2011	2011	1-0-0	0-0-0	0-0-0	1-0-0		Penn State	1920	1982	1-4-0	1-13-0	0-0-0	2-17-0
Chattanooga	1947	1948	1-0-0	1-0-0	0-0-0	2-0-0		Pittsburgh	1952	2009	2-0-1	0-4-0	1-1-0	3-5-1
Cincinnati	2010	2011	1-0-0	0-1-0	0-0-0	1-1-0		Presbyterian	1930	1930	0-0-0	0-1-0	0-0-0	0-1-0
The Citadel	1937	2012	4-0-0	0-0-0	1-0-0	5-0-0		Purdue	1993	1996	1-0-0	0-1-0	0-0-0	1-1-0
Clemson	1899	2012	16-18-0	11-23-0	1-11-1	28-52-1		Raleigh Academy	1892	1893	2-0-0	0-0-0	0-0-0	2-0-0
Connecticut	2003	2012	1-0-0	0-1-0	0-0-0	2-0-0		Randolph-Macon	1906	1922	4-0-0	0-0-0	0-0-0	4-0-0
•D.M.I.	1903	1903	1-0-0	0-0-0	0-0-0	1-0-0		Richmond	1895	2004	12-0-1	5-1-0	0-0-0	17-1-1
•Davidson	1897	1953	10-4-1	11-2-1	7-2-3	30-9-6		Roanoke	1907	1932	6-0-1	0-0-0	0-0-0	6-0-1
Dayton	1956	1956	0-0-0	1-0-0	0-0-0	1-0-0		Rutgers	2008	2008	0-0-0	0-0-0	0-1-0	0-1-0
Detroit	1938	1938	0-1-0	0-0-0	0-0-0	0-1-0		St. Alban's	1902	1902	0-0-0	1-0-0	0-0-0	1-0-0
Duke	1924	2009	20-17-4	16-23-1	0-0-0	36-40-5		South Alabama	2011	2012	2-0-0	0-0-0	0-0-0	2-0-0
Duquesne	1939	1948	0-1-0	1-0-0	0-0-0	1-1-0		South Carolina	1900	2009	16-8-3	10-19-1	0-0-0	26-27-4
East Carolina	1970	2010	14-7-0	1-2-0	1-2-0	16-11-0		South Florida	2005	2008	0-1-0	0-0-0	1-0-0	1-1-0
East Tennessee St.	1987	2002	2-1-0	0-0-0	0-0-0	2-1-0		Southern Methodist	1968	2001	1-0-0	1-1-0	0-0-0	2-1-0
•Eastern	1910	1910	1-0-0	0-0-0	0-0-0	1-0-0		Southern Miss.	1958	2006	1-0-0	2-1-0	2-4-0	5-5-0
Eastern Kentucky	2005	2005	1-0-0	0-0-0	0-0-0	1-0-0		Syracuse	1972	1998	3-0-0	3-0-0	0-0-0	6-0-0
Elon	1926	1936	4-0-0	0-0-0	0-0-0	4-0-0		Tennessee	1893	2012	2-1-0	0-0-0	0-1-0	2-2-0
Florida	1927	1992	1-3-1	0-3-0	3-3-0	4-9-1		Texas	1999	1999	0-0-0	1-0-0	0-0-0	1-0-0
Florida State	1952	2012	7-9-0	4-13-0	0-0-0	11-22-0		Texas Tech	1952	2003	2-0-0	2-1-0	0-0-0	4-1-0
Furman	1902	1985	2-7-1	2-1-3	0-0-0	4-8-4		Tulane	1970	1970	0-0-0	0-1-0	0-0-0	0-1-0
•Gallaudet	1915	1915				1-0-0		UCLA	1959	1960	0-0-0	0-2-0	0-0-0	0-2-0
Gardner-Webb	2009	2009	1-0-0	0-0-0	0-0-0	1-0-0		USS Franklin	1909	1913	4-0-0	0-0-0	0-0-0	4-0-0
•Georgetown	1908	1942	1-2-0	1-2-0		2-6-2		Vanderbilt	1946	1946	0-0-0	0-1-0	0-0-0	0-1-0
George Washington	1952	1953	0-1-0	0-1-0	0-0-0	0-2-0		Villanova	1910	1955	0-1-1	1-2-0	0-0-0	1-3-1
Georgia	1933	1973	0-2-0	0-4-1	1-0-0	1-6-1		Virginia	1904	2012	16-7-0	15-12-1	3-1-0	34-22-1
Georgia Tech	1918	2011	6-8-0	4-10-0	0-0-0	10-18-0		•Va. Medical College	1912	1913	2-0-0	0-0-0	0-0-0	2-0-0
Greenville Air Base	1943	1943	1-0-0	0-0-0	0-0-0	1-0-0		Virginia Military Inst.	1895	1946	2-3-1	2-3-0	1-6-1	5-12-2
Guilford	1896	1919	6-1-0	1-0-0	0-0-0	7-1-0		Virginia Tech	1900	2010	7-4-1	3-9-2	8-13-1	18-26-4
Hampton Roads	1919	1919	1-0-0	0-0-0	0-0-0	1-0-0		Wake Forest	1895	2012	42-21-5	21-16-1	0-0-0	63-37-6
High Point	1930	1930	1-0-0	0-0-0	0-0-0	1-0-0		•Washington & Lee	1905	1925	2-7-0	2-4-0	0-1-0	5-11-1
Holy Cross	1942	1942	0-0-0	0-1-0	0-0-0	0-1-0		Western Carolina	1986	2010	6-0-0	0-0-0	0-0-0	6-0-0
Houston	1967	1974	0-1-0	1-0-1	0-0-0	1-1-1		West Virginia	1914	2010	2-4-0	1-0-0	2-1-0	5-5-0
Indiana	1975	2001	2-0-0	2-0-0	0-0-0	4-0-0		•William & Mary	1906	2008	5-4-0	1-4-0	2-1-0	12-8-0
Iowa	1965	1992	0-0-0	1-0-0	2-0-0	3-0-0		Wofford	1920	2007	2-0-0	0-0-0	0-0-0	2-0-0
Iowa State	1977	1977	0-0-0	0-0-0	1-0-0	1-0-0		Wyoming	1959	1961	0-1-0	0-1-0	0-0-0	0-2-0
Kansas	1973	2003	0-0-0	0-0-0	2-0-0	2-0-0								
Kent State	1971	1991	2-1-0	0-0-0	0-0-0	2-1-0								
Kentucky	1903	1909	1-1-0	0-0-0	0-0-0	1-1-0								
Liberty	2011	2011	1-0-0	0-0-0	0-0-0	1-0-0								
Lenoir-Rhyne	1926	1926	1-0-0	0-0-0	0-0-0	1-0-0								
Louisville	1951	2011	0-1-0	0-2-0	1-0-0	1-3-0								
Manhattan	1935	1938	0-0-0	1-3-0	0-0-0	1-3-0								
Marshall	1991	1995	3-0-0	0-0-0	0-0-0	3-0-0								
Maryland	1909	2012	18-15-3	14-17-1	1-0-0	33-32-4								
Maryland Athletic	1909	1909	0-0-0	1-0-0	0-0-0	1-0-0								
Maryville	1909	1909	1-0-0	0-0-0	0-0-0	1-0-0								

• Home/Away records not available for all games



## TOTAL OFFENSE

Year	Player	Plays	Rush	Pass	Tot.
1950	Ed Mooney		519	816	1,335
1951	Alex Webster	280	634	622	1,256
1952	Don Langston	101	480	0	480
1953	Eddie West	213	17	595	612
1954	Eddie West	128	-51	482	431
1955	Eddie West	148	101	660	761
1956	Dick Christy	133	589	123	712
1957	Dick Christy	154	626	24	650
1958	Frank Cackovic	154	145	487	632
1959	Roman Gabriel	188	-44	832	788
1960	Roman Gabriel	284	174	1,182	1,356
1961	Roman Gabriel	283	196	937	1,133
1962	Jim Rossi	253	216	792	1,008
1963	Jim Rossi	280	423	783	1,206
1964	Ron Skosnik	183	267	566	833
1965	Charlie Noggle	258	344	533	877
1966	Jim Donnan	180	-38	859	821
1967	Jim Donnan	201	87	980	1,067
1968	Jack Klebe	264	498	746	1,244
1969	Charles Bowers	182	693	31	724
1970	Pat Korsnick	152	-11	427	416
1971	Willie Burden	227	910	0	910
1972	Bruce Shaw	249	55	1,708	1,763
1973	Willie Burden	150	1,014	0	1,014
1974	Dave Buckey	262	135	1,481	1,616
1975	Dave Buckey	298	21	1,511	1,532
1976	Johnny Evans	326	517	942	1,459
1977	Johnny Evans	327	184	1,357	1,541
1978	Ted Brown	313	1,350	140	1,490
1979	Scott Smith	327	451	1,093	1,544
1980	Tol Avery	326	456	1,114	1,570
1981	Joe McIntosh	225	1,190	7	1,197
1982	Tol Avery	310	-205	1,396	1,191
1983	Tim Esposito	371	-62	2,096	2,034
1984	Tim Esposito	331	23	1,751	1,774
1985	Erik Kramer	429	-258	2,510	2,252
1986	Erik Kramer	351	79	2,092	2,171
1987	Shane Montgomery	189	-65	1,144	1,079
1988	Shane Montgomery	214	-26	1,522	1,496
1989	Shane Montgomery	429	-52	2,632	2,580
1990	Terry Jordan	243	-5	1,221	1,216
1991	Geoff Bender	210	36	949	985
1992	Terry Jordan	324	-36	1,963	1,927
1993	Terry Harvey	281	-13	1,837	1,824
1994	Terry Harvey	236	-21	1,466	1,445
1995	Terry Harvey	331	-8	2,099	2,091
1996	Jamie Barnette	301	63	1,594	1,657
1997	Jamie Barnette	379	78	2,378	2,456
1998	Jamie Barnette	460	13	3,169	3,182
1999	Jamie Barnette	419	23	2,320	2,343
2000	Philip Rivers	514	-87	3,054	2,967
2001	Philip Rivers	412	-26	2,586	2,560
2002	Philip Rivers	475	100	3,353	3,453
2003	Philip Rivers	561	109	4,491	4,600
2004	Jay Davis	356	-119	2,104	1,985
2005	Jay Davis	203	-103	1,267	1,164
2006	Daniel Evans	344	-13	1,843	1,830
2007	Daniel Evans	374	-119	2,030	1,911
2008	Russell Wilson	391	388	2,343	2,731



DAVID AMERSON LED THE NATION AND SET AN ACC RECORD WITH 13 INTERCEPTIONS IN 2011.

2009	Russell Wilson	491	260	3,027	3,287
2010	Russell Wilson	670	435	3,563	3,998
2011	Mike Glennon	504	-110	3,054	2,944
2012	Mike Glennon	20	164	4,031	3,867

## RUSHING

Year	Player	Att.	Yds	Avg.
1950	Jim O'Rourke		519	3.1
1951	Alex Webster	176	634	3.6
1952	Don Langston	110	480	4.7
1953	Don Langston	74	326	4.4
1954	George Marinkov	101	419	4.1
1955	Dick Christy	185	602	7.1
1956	Dick Christy	119	589	5.0
1957	Dick Christy	144	626	4.3
1958	Ken Trowbridge	113	495	4.3
1959	Ron Podwika	96	379	3.9
1960	Al Taylor	93	303	3.3
1961	Jim D'Antonio	47	232	4.9
1962	Tony Koszarsky	64	244	3.8
1963	Jim Rossi	139	423	3.1
1964	Pete Falzarano	78	324	4.2
1965	Shelby Mansfield	175	618	3.5

1966	Don DeArment	175	727	4.2
1967	Ton Barchuck	186	600	3.2
1968	Charlie Bowers	197	706	3.5
1969	Charlie Bowers	180	693	4.8
1970	Pat Kenney	66	310	4.7
1971	Willie Burden	227	910	4.0
1972	Stan Fritts	145	689	4.8
1973	Willie Burden	150	1,014	6.8
1974	Stan Fritts	245	1,169	4.8
1975	Ted Brown	142	913	6.4
1976	Ted Brown	198	1,088	5.5
1977	Ted Brown	218	1,251	5.7
1978	Ted Brown	302	1,350	4.5
1979	Dwight Sullivan	150	665	4.4
1980	Wayne McLean	147	706	4.8
1981	Joe McIntosh	222	1,190	5.4
1982	Joe McIntosh	183	780	4.4
1983	Joe McIntosh	217	1,081	5.0
1984	Vince Evans	198	883	4.5
1985	Vince Evans	172	712	4.1
1986	Bobby Crumpler	152	581	3.8
1987	Bobby Crumpler	143	571	4.0
1988	Tyrone Jackson	120	464	3.9
1989	Anthony Barbour	108	412	3.8



1990	Greg Manior	97	406	4.2
1991	Anthony Barbour	124	769	6.2
1992	Anthony Barbour	199	1,204	6.1
1993	Gary Downs	173	835	4.8
1994	Tremayne Stephens	125	791	6.3
1995	Tremayne Stephens	186	849	4.6
1996	Tremayne Stephens	165	771	4.7
1997	Tremayne Stephens	204	1,142	5.6
1998	Ray Robinson	154	822	5.3
1999	Rahshon Spikes	140	636	4.5
2000	Ray Robinson	193	788	4.1
2001	Ray Robinson	190	733	3.9
2002	T.A. McLendon	245	1,101	4.5
2003	T.A. McLendon	130	608	4.7
2004	T.A. McLendon	167	770	4.6
2005	Andre Brown	129	667	5.2
2006	Toney Baker	157	688	4.4
2007	Jamelle Eugene	172	667	3.9
2008	Andre Brown	175	767	4.4
2009	Toney Baker	160	773	4.8
2010	Mustafa Greene	134	597	4.5
2011	James Washington	226	897	4.0
2012	Shadrach Thornton	154	694	4.5

## PASSING

Year	Player	Comp.-Att.	TD-Int	Yards
1950	Ed Mooney	65-151	1-1	816
1951	Alex Webster	41-104	1-12	622
1952	Eddie Frantz	29-51	NA-1	315
1953	Eddie West	39-113	3-11	595
1954	Eddie West	43- 90	2-7	482
1955	Eddie West	42- 87	7-5	660
1956	Bill Franklin	18- 45	4-4	275
1957	Tom Katich	11- 29	2-3	182
1958	Frank Cackovic	42-108	3-11	487
1959	Roman Gabriel	81-134	3-7	832
1960	Roman Gabriel	105-186	8-7	1,182
1961	Roman Gabriel	99-186	8-6	937
1962	Jim Rossi	66-130	4-4	792
1963	Jim Rossi	70-141	8-10	873
1964	Ron Skosnik	45-93	7-7	566
1965	Charlie Noggle	55-109	0-3	533
1966	Jim Donnan	74-158	4-9	859
1967	Jim Donnan	79-156	7-6	980
1968	Jack Klebe	57-120	5-14	746
1969	Darrell Moody	44-101	1-4	434
1970	Pat Korsnick	46-91	0-9	427
1971	Bruce Shaw	53-127	4-8	681
1972	Bruce Shaw	91-175	9-13	1,708
1973	Dave Buckey	53-101	7-3	762
1974	Dave Buckey	105-162	8-7	1,481
1975	Dave Buckey	113-201	6-11	1,511
1976	Johnny Evans	77-163	3-8	942
1977	Johnny Evans	93-203	8-10	1,357
1978	Scott Smith	50-101	0-11	741
1979	Scott Smith	75-138	5-6	1,093
1980	Tol Avery	98-184	6-13	1,114
1981	Tol Avery	70-139	3-10	825
1982	Tol Avery	126-224	8-9	1,396
1983	Tim Esposito	190-323	8-15	2,234
1984	Tim Esposito	143-262	10-15	1,751



JAMIE BARNETTE LED THE PACK IN TOTAL OFFENSE FOR FOUR YEARS.

1985	Erik Kramer	189-339	16-12	2,510
1986	Erik Kramer	145-277	5-18	2,092
1987	S. Montgomery	81-153	7-12	1,144
1988	S. Montgomery	123-198	8-8	1,522
1989	S. Montgomery	217-395	16-15	2,632
1990	Terry Jordan	101-179	6-5	1,221
1991	Geoff Bender	76-167	7-7	949
1992	Terry Jordan	164-251	9-8	1,963
1993	Terry Harvey	131-735	14-8	1,837
1994	Terry Harvey	116-199	8-9	1,466
1995	Terry Harvey	155-279	16-11	2,099
1996	Jamie Barnette	102-226	9-6	1,594
1997	Jamie Barnette	171-302	19-14	2,378
1998	Jamie Barnette	193-377	18-11	3,169
1999	Jamie Barnette	171-338	13-9	2,320
2000	Philip Rivers	237-441	25-10	3,054
2001	Philip Rivers	240-368	16-7	2,586
2002	Philip Rivers	273-447	20-10	3,353
2003	Philip Rivers	348-483	34-7	4,491

2004	Jay Davis	175-313	12-15	2,104
2005	Jay Davis	108-180	6-8	1,267
2006	Daniel Evans	163-307	6-11	1,843
2007	Daniel Evans	194-339	12-13	2,030
2008	Russell Wilson	150-275	17-1	1,955
2009	Russell Wilson	224-378	31-11	3,027
2010	Russell Wilson	308-527	28-14	3,563
2011	Mike Glennon	283-453	31-12	3,054
2012	Mike Glennon	330-564	31-17	4,031

## RECEIVING

Year	Player	Rec.	Yards	TD
1950	Jim O'Rourke	20	319	0
1951	Steve Kosilla	21	226	2
1952	Steve Kosilla	13	182	1
1953	Henry Brown	11	166	1
1954	George Marinkov	14	108	0
1955	John Collar	14	231	5

1956	Bob Pepe	12	171	2
1957	Dick Christy	10	211	4
1958	Bob Pepe	15	203	3
1959	Ron Podwika	23	181	0
1960	John Morris	18	218	1
1961	John Morris	24	325	1
1962	Joe Scarpati	18	214	2
1963	Joe Scarpati	24	273	2
1964	Gary Rowe	16	210	3
1965	Gary Rowe	20	270	0
1966	Gary Rowe	47	571	1
1967	Harry Martell	27	390	6
1968	Bobby Hall	17	231	1
1969	Wayne Lewis	15	148	1
1970	Pat Kenney	19	249	2
1971	Mike Stultz	24	481	4
1972	Pat Kenney	36	832	5
1973	Don Buckey	24	439	2
1974	Don Buckey	26	452	2
1975	Don Buckey	34	551	1
1976	Ted Brown	25	239	0
1977	Ted Brown	24	164	1
1978	Ted Brown	17	197	0
1979	Mike Quick	30	524	4
1980	Mike Quick	43	632	3
1981	Mike Quick	32	508	3
1982	Ricky Wall	23	412	4
1983	Jeff Brown	41	354	0
1984	Jeff Brown	33	243	1
1985	Haywood Jeffires	36	542	6
1986	Nasrallah Worthen	41	686	4
1987	Mack Jones	23	403	1
1988	Nasrallah Worthen	55	856	7
1989	Mike Kavulic	46	745	2
1990	Aubrey Shaw	34	288	1
1991	Charles Davenport	33	558	4
1992	Eddie Goines	46	580	3
1993	Eddie Goines	48	928	10
1994	Eddie Goines	39	624	3
1995	Mike Guffie	49	810	5
1996	Jimmy Grissett	50	751	5
1997	Torry Holt	62	1,099	16
1998	Torry Holt	88	1,604	11
1999	Koren Robinson	48	853	2
2000	Koren Robinson	62	1,061	13
2001	Ray Robinson	52	376	1
2002	Jerricho Cotchery	67	1,192	7
2003	Jerricho Cotchery	86	1,369	10
2004	T.J. Williams	31	382	0
2005	T.J. Williams	36	407	2
2006	Anthony Hill	45	478	0
2007	John Dunlap	45	375	3
2008	Owen Spencer	31	691	5
2009	Jarvis Williams	45	547	11
2010	Owen Spencer	60	912	4
2011	T.J. Graham	46	757	7
2012	Tobais Palmer	54	781	6

## PUNTING

Year	Name	No.	Yds.	Avg.
1949	Ogden Smith	59	2,384	40.4

1950	Ted Potts	8	307	38.4
1951	Alex Webster	34	1,404	38.5
1952	Alex Webster	28	915	32.5
1953	Eddie West	41	1,211	29.5
1954	John Zubaty	23	792	34.4
1955	Tony Guerrieri	29	1,035	35.7
1956	Dick Hunter	26	1,028	39.5
1957	Dick Hunter	36	1,342	37.3
1958	Ken Trowbridge	44	1,716	39.0
1959	Roger Moore	36	1,233	34.2
1960	Collice Moore	48	1,828	38.1
1961	Dave Houtz	59	2,296	38.9
1962	Dave Houtz	52	1,733	33.3
1963	Dave Houtz	55	2,006	36.4
1964	Ron Skosnik	53	2,165	40.9
1965	Jim Donnan	64	2,425	37.9
1966	Jim Donnan	45	1,643	36.5
1967	Jim Donnan	51	1,769	34.8
1968	Gary Yount	55	2,170	39.5
1969	Gary Yount	64	2,545	39.8
1970	Allen Hicks	65	2,514	38.7
1971	Mark Cassidy	68	2,669	39.2
1972	Pat Korsnick	29	1,051	36.2
1973	Eddie Poole	23	877	38.1
1974	Johnny Evans	38	1,653	43.5
1975	Johnny Evans	42	1,874	44.6
1976	Johnny Evans	47	2,168	46.1
1977	Johnny Evans	58	2,448	42.2
1978	John Isley	68	2,510	36.9
1979	John Isley	61	2,226	36.5
1980	Calvin Warren	52	2,213	42.6
1981	Calvin Warren	65	2,495	38.4
1982	Marty Martinussen	63	2,472	39.2
1983	Marty Martinussen	58	2,236	38.6
1984	Marty Martinussen	29	1,169	40.3
1985	Craig Salmon	41	1,591	38.8
1986	Kelly Hollodick	55	2,330	42.4
1987	Craig Salmon	64	2,877	45.0
1988	Preston Poag	66	2,651	40.2
1989	Preston Poag	44	1,766	40.1
1990	Preston Poag	36	1,440	40.0
1991	Tim Kilpatrick	59	2,322	39.4
1992	Tim Kilpatrick	58	2,217	38.2
1993	Chad Robson	31	1,188	38.3
1994	Chad Robson	46	1,753	38.1
1995	Jay Dukes	47	1,837	39.1
1996	Jay Dukes	36	1,382	38.4
1997	Jason Biggs	54	2,113	39.1
1998	Scott Earwood	42	1,555	37.0
1999	Scott Earwood	76	2,906	38.2
2000	Austin Herbert	59	2,223	37.7
2001	Austin Herbert	53	2,166	40.9
2002	Austin Herbert	61	2,268	37.2
2003	Austin Herbert	53	2,265	42.7
2004	John Deraney	60	2,514	41.9
2005	John Deraney	72	2,884	40.1
2006	John Deraney	76	2,968	39.1
2007	Bradley Pierson	62	2,307	37.2
2008	Bradley Pierson	61	2,369	38.8
2009	Jeff Ruiz	46	1,743	37.9
2010	Jeff Ruiz	33	1,233	37.4
2011	Wil Baumann	65	2,438	37.5

2012	Wil Baumann	74	2,882	38.9
------	-------------	----	-------	------

## KICKOFF RETURNS

Year	Name	No.	Yds.	Avg.
1949	Ed Mooney	12	327	27.3
1950	Alex Webster	7	99	14.1
1951	Alex Webster	15	378	25.2
1952	Alex Webster	13	236	18.1
1953	Don Langston	12	275	22.9
1954	George Marinkov	13	459	35.3
1955	Eddie West	8	143	17.8
1956	Dick Hunter	9	220	24.4
1957	Dick Christy	7	318	45.4
1958	Ken Trowbridge	12	241	20.1
1959	Claude Gibson	8	152	19.0
1960	Ed France	13	327	25.2
1961	Tony Kozarsky	11	241	21.9
1962	Tony Kozarsky	10	216	21.6
1963	Mike Clark	9	222	24.7
1964	Shelby Mansfield	13	304	23.4
1965	Gary Rowe	20	392	19.6
1966	Gary Rowe	20	505	25.3
1967	Leon Mason	7	141	20.1
1968	Bobby Hall	29	721	24.9
1969	Jack Whitley	18	384	21.3
1970	Pat Kenney	26	495	19.0
1971	Mike Stultz	15	381	25.4
1972	Roland Hooks	27	615	22.8
1973	Ralph Stringer	11	281	25.5
1974	Ralph Stringer	19	500	26.3
1975	Ralph Stringer	27	676	25.0
1976	Rickey Adams	15	359	23.9
1977	Ralph Stringer	19	488	25.7
1978	Chuckie Canady	15	284	18.9
1979	Rickey Adams	9	188	20.0
1980	Dwayne Greene	12	234	19.5
1981	Ken Jenkins	15	330	22.0
1982	Jeff Byrd	11	240	21.8
1983	Joe Greene	14	307	21.9
1984	Nasrallah Worthen	13	287	22.1
1985	Nasrallah Worthen	20	448	22.4
1986	Troy Russell	19	434	22.8
1987	Chris Williams	33	695	21.1
1988	Chris Williams	18	468	26.0
1989	Chris Williams	11	195	17.7
1990	Ledel George	22	480	21.8
1991	Anthony Barbour	13	361	27.8
1992	Anthony Barbour	14	306	21.9
1993	Eddie Goines	16	191	11.9
1994	Alvis Whitted	18	452	25.1
1995	Alvis Whitted	26	533	20.5
1996	Alvis Whitted	20	455	22.8
1997	Alvis Whitted	20	489	24.5
1998	Ricky Collins	7	164	23.4
1999	Marcus Ellerbe	12	260	21.7
2000	Koren Robinson	20	506	25.3
2001	Greg Golden	11	216	19.6
2002	Greg Golden	16	359	22.4
2003	Lamont Reid	13	258	19.8
2004	Bobby Washington	7	155	22.1
	Lamont Reid	7	212	30.3

2005	Darrell Blackman	20	582	29.1
2006	Darrell Blackman	19	549	28.9
2007	Darrell Blackman	30	697	23.2
2008	T.J. Graham	41	1,028	25.1
2009	Clem Johnson	24	489	20.4
2010	T.J. Graham	29	565	19.5
2011	T.J. Graham	44	986	22.4
2012	Tobais Palmer	44	1,130	25.7

## PUNT RETURNS

Year	Name	No.	Yds.	Avg.
1949	Joe Dinan	10	166	16.6
1950	Alex Webster	14	276	19.7
1951	Alex Webster	11	195	17.7
1952	Alex Webster	8	163	20.4
1953	Eddie West	23	239	10.4
1954	George Marinkov	7	92	13.1
1955	Dick Hunter	10	101	10.1
1956	Dick Hunter	11	28	2.5
1957	Dick Hunter	15	139	9.2
1958	Claude Gibson	11	114	10.4
1959	Bernie Latusick	14	87	6.2
1960	Claude Gibson	15	132	8.8
1961	Tony Kozarsky	13	173	13.3
1962	Joe Scarpatti	15	198	13.2
1963	Joe Scarpatti	9	96	10.7
1964	Bill James	18	204	11.3
1965	Gary Rowe	17	93	5.5
1966	Gary Rowe	17	175	10.3
1967	Fred Combs	24	434	18.1
1968	Jack Whitley	21	311	14.8
1969	Jack Whitley	22	162	7.4
1970	Jack Whitley	24	248	10.3
1971	Mike Stultz	16	148	9.3
1972	Mike Stultz	18	239	13.3
1973	Mike Stultz	24	177	7.4
1974	Ralph Stringer	28	220	7.9
1975	Ralph Stringer	34	203	6.0
1976	Woodrow Wilson	29	169	5.8
1977	Donnie LeGrande	9	49	5.4
	Woodrow Wilson	9	28	3.1
1978	Curtis Rein	26	181	7.0
1979	Woodrow Wilson	22	204	9.3
1980	Roger Carmack	3	18	6.0
1981	Louie Meadows	17	222	13.0
1982	Jeff Byrd	27	202	7.5
1983	Don Wilson	11	51	4.6
1984	Jeff Byrd	10	51	5.1
1985	Jeff Gethers	20	125	6.3
1986	Mack Jones	8	61	7.6
1987	Mack Jones	32	180	5.6
1988	Chris Corders	18	131	7.3
1989	Barry Anderson	30	203	6.8
1990	Ledel George	39	428	11.0
1991	Ledel George	40	328	8.2
1992	Ledel George	21	238	11.3
1993	Ledel George	25	197	7.9
1994	Eddie Goines	20	182	9.1
1995	Greg Addis	12	86	7.2
1996	Tony Scott	17	165	9.7
1997	Torry Holt	12	162	13.5

1998	Torry Holt	20	273	13.6
1999	Koren Robinson	14	94	6.7
2000	Koren Robinson	14	218	15.6
2001	Jerricho Cotchery	10	100	10.0
2002	Jerricho Cotchery	20	109	5.4
2003	Tramain Hall	19	202	10.6
2004	Tramain Hall	21	136	6.5
2005	Darrell Blackman	22	122	5.8
2006	Darrell Blackman	24	206	8.6
2007	Darrell Blackman	26	322	12.4
2008	T.J. Graham	15	123	8.2
2009	T.J. Graham	15	156	10.4
2010	T.J. Graham	19	154	8.1
2011	T.J. Graham	17	195	11.5
2012	Rashard Smith	34	316	9.3

## TACKLES

Year	Player	Hit	Ast	Solo	Tot.
1977	Bill Cowher, LB	52	81	43	176
1978	Bill Cowher, LB	72	99	26	195
1979	Donnie LeGrande, DB	25	59	20	104
1980	Robert Abraham, LB	51	58	21	130
1981	Robert Abraham, LB	78	82	23	183
1982	Vaughan Johnson, LB	64	75		167
1983	Vaughan Johnson, LB	77	67		144
1984	Mark Franklin, ILB	73	47		120
1985	Kelvin Crooms, ILB	103	58		161
1986	Pat Teague, ILB	55	73		128
1987	Michael Brooks, FS	63	42		105
1988	Jesse Campbell, SS	64	21		83
1989	Billy Ray Haynes, ILB	46	52		123
1990	Fernandus Vinson, FS	65	44		109
1991	Billy Ray Haynes, ILB	46	52		102
1992	David Merritt, LB	89	77		167
1993	James Walker, DB	97	42		139
1994	Damien Covington, ILB	81	64		145
1995	Morocco Brown, OLB	49	43		92
1996	Morocco Brown, MLB	72	36		108
1997	Morocco Brown, OLB	56	58		114
1998	Jason Perry, FS	64	61		125
1999	Brian Williams, FS	73	58		131
2000	Levar Fisher, OLB	90	76		166
2001	Levar Fisher, OLB	84	64		148
2002	Dantonio Burnette, MLB	77	67		144
2003	Andre Maddox, ROV	113	32		145
2004	Oliver Hoyte, MLB	44	49		93
2005	Stephen Tulloch, OLB	91	58		149
2006	Pat Lowery, MLB	68	41		109
2007	DaJuan Morgan, S	83	34		117
2008	Ray Michel, LB	62	40		102
2009	Audie Cole, LB	52	33		95
2010	Nate Irving, LB	51	46		97
	Audie Cole, LB	59	38		97
2011	Audie Cole, LB	83	49		132
2012	Earl Wolff, S	97	48		145

## TACKLES FOR LOSS

Year	Player	No.-Yds.
1977	Simon Gupton, DT	16-72
1978	Simon Gupton, DT	8-14

1979	Bubba Green, MG	7-16
1980	Bubba Green, MG	8-28
1981	Ricky Etheridge, DE	8-27
1982	Andy Hendel, LB	10-35
1983	Mitch Rushing, MG	6-13
1984	Frank Bush, OLB	7-25
1985	Don Herron, OLB	8-36
1986	Sandy Kea, NG	6-14
1987	Clayton Henry, ILB	8-15
1988	Jesse Campbell, SS	11-53
1989	Ray Agnew, DT	11-26
1990	Ray Frost, ILB	6-17
	Joe Johnson, CB	6-18
1991	Tyler Lawrence, OLB	8-16
1992	Carl Reeves, DT	20-135
1993	Tyler Lawrence, OLB	21-91
1994	Carl Reeves, DT	14-62
1995	George Williams, DT	10-26
1996	Duan Everett, OLB	8-26
1997	Morocco Brown, OLB	7-10
	Duan Everett, OLB	7-20
	George Williams, DT	7-9
1998	Edrick Smith, MLB	11-56
1999	Clayton White, OLB	16-46
2000	Levar Fisher, LB	15-46
2001	George Anderson, DE	11-35
2002	Dantonio Burnette, MLB	18-67
2003	Pat Thomas, OLB	15-71
2004	Mario Williams, DE	15-82
2005	Mario Williams, DE	27.5-101
2006	Tank Tyler, DT	11-35
2007	Willie Young, DE	16-69
2008	Willie Young, DE	12.5-71
2009	Willie Young, DE	14-82
2010	Nate Irving, LB	20.5-77
2011	Audie Cole, LB	14-64
	Terrell Manning, LB	14-65
2012	Rickey Dowdy, LB	16.5-46

## SCORING

Year	Player	TDS			Pts
		XP-A	FG-A	R-Rec-Ret	
1953	Don Langston	0-0	0-0	0-0-0	24
1954	George Marinkov	0-0	0-0	3-0-0	18
	John Zubaty	0-0	0-0	3-0-0	18
1955	Dick Hunter	0-0	0-0	6-2-0	48
1956	Dick Christy	1-1	0-0	3-0-0	19
1957	Dick Christy	2-2	1-1	7-4-2	83
1958	Arnold Nelson	0-0	0-0	4-0-0	24
1959	Ron Podwika	0-0	0-0	5-0-0	30
1960	Roman Gabriel	0-0	0-0	7-0-0	42
1961	Roman Gabriel	0-0	0-0	4-0-0	26
1962	Joe Scarpati	0-0	0-0	3-2-0	30
1963	Tony Koszarsky	0-0	0-0	4-1-0	30
1964	Gary Rowe	0-0	0-0	1-3-0	24
1965	Shelby Mansfield	0-0	0-0	6-0-0	36
1966	Don DeArment	0-0	0-0	8-1-0	54
1967	Gerald Warren	19-19	17-22	0-0-0	70
1968	Gerald Warren	22-23	9-16	0-0-0	49
1969	Darrell Moody	0-0	0-0	7-0-0	42
1970	Mike Charron	7-7	7-13	0-0-0	28



1971	*Willie Burden	0-0	0-0	8-0-0	50
1972	*Stan Fritts	0-0	0-0	16-1-0	106
1973	Stan Fritts	0-0	0-0	13-0-0	78
1974	*Roland Hooks	0-0	0-0	9-4-0	82
1975	*Ted Brown	0-0	0-0	12-1-0	84
1976	Ted Brown	0-0	0-0	13-0-0	78
1977	Ted Brown	0-0	0-0	13-1-0	84
1978	Nathan Ritter	25-26	17-19	0-0-0	76
1979	Scott Smith	0-0	0-0	13-0-0	78
1980	Nathan Ritter	23-25	9-13	0-0-0	50
1981	Todd Auten	15-20	11-17	0-0-0	48
1982	Mike Cofer	18-22	8-14	0-0-0	42
1983	Mike Cofer	21-24	11-14	0-0-0	54
1984	Mike Cofer	24-26	18-23	0-0-0	78
1985	Phil Brothers	0-0	0-0	0-6-0	36
	Haywood Jeffires	0-0	0-0	0-6-0	36
1986	Mike Cofer	33-35	13-17	0-0-0	72
1987	Bryan Carter	23-24	8-12	0-0-0	47
1988	Damon Hartman	27-27	8-13	0-0-0	51
1989	Damon Hartman	27-28	19-28	0-0-0	84
1990	Damon Hartman	17-18	9-12	0-0-0	44
1991	Damon Hartman	26-28	12-22	0-0-0	62
1992	Steve Videtich	38-38	14-22	0-0-0	80
1993	Eddie Goines	0-0	0-0	0-10-0	64
1994	Steve Videtich	29-31	16-18	0-0-0	77
1995	Marc Primanti	27-28	11-13	0-0-0	60
1996	Marc Primanti	24-24	20-20	0-0-0	84
1997	*Torry Holt	0-0	0-0	0-16-0	98
1998	*Torry Holt	0-0	0-0	0-11-2	80
1999	K. Passingham	25-27	9-14	0-0-0	52
2000	Koren Robinson	0-0	0-0	0-13-1	84
2001	Ray Robinson	0-0	0-0	10-1-0	68
2002	T.A. McLendon	0-0	0-0	18-0-0	108
2003	Adam Kiker	56-59	12-17	0-0-0	92
2004	John Deraney	29-29	13-22	0-0-0	68
2005	John Deraney	28-28	15-20	0-0-0	73
2006	John Deraney	22-23	12-16	0-0-0	58
2007	St. Hauschka	25-25	16-18	0-0-0	73
2008	J. Czajkowski	33-34	16-19	0-0-0	81
2009	J. Czajkowski	44-44	10-12	0-0-0	74
2010	J. Czajkowski	42-43	20-26	0-0-0	102
2011	Niklas Sade	46-48	11-16	0-0-0	79
2012	Niklas Sade	44-46	13-23	0-0-0	83

\* indicates also scored on two-point conversions

## PASSES BROKEN UP

Year	Player	PBU
1978	Ronnie Lee, DB	9
1979	Donnie LeGrande, CB	8
1980	Perry Williams, CB	7
1981	Donnie LeGrande, CB	19
1982	Don Wilson, SS	6
	Perry Williams, CB	6
1983	Nelson Jones, FS	9
1984	Nelson Jones, FS	10
1985	Raymond Phillips, DE	6
1986	Derrick Taylor, CB	11
	Pat Teague, ILB	11
1987	Michael Brooks, FS	14
	Joe Johnson, CB	14
1988	Jesse Campbell, SS	11

1989	Joe Johnson, CB	13
1990	Joe Johnson, CB	18
1991	Mike Reid, SS	14
1992	Mike Reid, SS	13
1993	William Strong, CB	10
1994	William Strong, CB	11
1995	Ricky Bell, CB	6
1996	Rodney Redd, CB	7
1997	Tony Scott, CB	18
1998	Lloyd Harrison, CB	23
1999	Tony Scott, CB	18
2000	Levar Fisher, LB	8
2001	Brian Williams, CB	9
2002	Lamont Reid, CB	9
2003	Dovonte Edwards, CB	10
2004	Lamont Reid, CB	14
2005	Marcus Hudson, CB	20
2006	A.J. Davis, CB	9
2007	DaJuan Morgan, S	13
2008	DeAndre Morgan, CB	13
2009	Willie Young, DE	7
2010	C.J. Wilson, CB	8
2011	David Amerson, CB	5
2012	Juston Burris, CB	8

## INTERCEPTIONS

Year	Name	Int.	Yds.
1949	Jim O'Rourke	6	126
1950	George McArthur	2	15
	Jim O'Rourke	2	37
	Alex Webster	2	20
1951	Jim O'Rourke	3	40
1952	Ted Kilyk	3	82
1953	Eddie West	2	35
1954	George Marinkov	4	29
1955	George Marinkov	3	96
1956	Dick Hunter	4	26
1957	Bill Rearick	3	54
1958	Randy Harrell	2	35
	Ron Podwika	2	5
	Ron Savage	2	13
1959	Ron Podwika	3	7
1960	Claude Gibson	4	23
	John Stanton	4	48
1961	Tom Dellinger	2	13
1962	Joe Scarpati	4	24
1963	Joe Scarpati	4	5
1964	Pete Falzarano	2	25
	Tony Golmont	2	65
1965	Tony Golmont	7	86
1966	Ron Jackson	4	14
1967	Mike Hilka	4	15
	Greg Williams	4	16
1968	Jack Whitley	6	116
1969	Van Walker	2	75
	Jack Whitley	2	47
	Gary Yount	2	24
1970	Van Walker	7	91
1971	Bob Divens	4	24
1972	Bob Divens	4	26
1973	Mike Devine	7	49

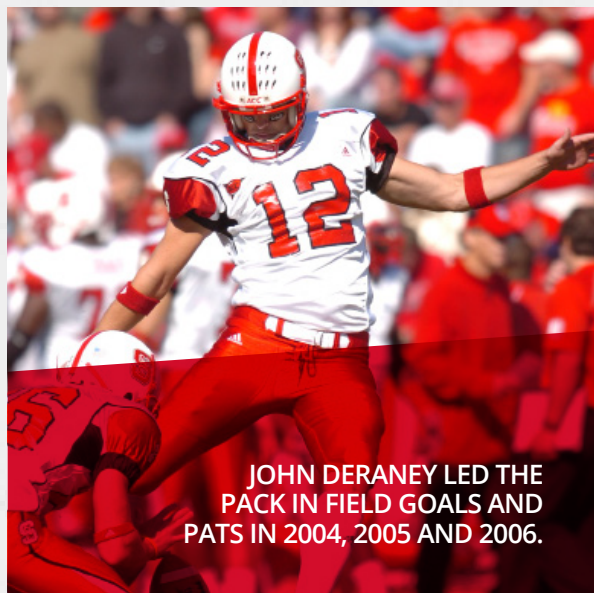
1974	Eddie Poole	3	62
1975	Eddie Poole	2	27
	Richard Wheeler	2	19
1976	Mike Nall	3	26
1977	Richard Carter	4	4
	Woodrow Wilson	4	32
1978	Ronnie Lee	5	22
	Woodrow Wilson	5	107
1979	Eric Williams	4	17
1980	Hillary Honeycutt	5	60
1981	Eric Williams	7	107
1982	Eric Williams	4	10
1983	John McRorie	6	30
1984	Dwayne Greene	2	34
	Nelson Jones	2	31
	Benny Pegram	2	7
1985	Mark Franklin	2	29
1986	Derrick Taylor	6	164
1987	Michael Brooks	5	8
1988	Jesse Campbell	5	71
1989	Fernandus Vinson	4	120
1990	Joe Johnson	4	53
1991	Sebastian Savage	5	102
1992	Ricky Turner	5	74
1993	Dewayne Washington	4	46
1994	William Strong	3	22
1995	Jason Perry, FS	2	33
	Ron Melnik	2	16
	Kenny Harris	2	15
	Hassan Shamsid-Deen	2	9
1996	Hassan Shamsid-Deen	4	28
1997	Hassan Shamsid-Deen	4	6
1998	Lloyd Harrison, CB	7	51
1999	Lloyd Harrison, CB	5	0
2000	Corey Lyons, LB	3	17
2001	Brian Williams,	3	3
2002	Rod Johnson, S	4	67
2003	Greg Golden, CB	2	71
	A.J. Davis, CB	2	65
	Victor Stephens, CB	2	40
2004	Dovonte Edwards, CB	3	46
2005	Garland Heath, ROV	5	40
2006	DaJuan Morgan, S	2	0
2007	DaJuan Morgan, S	3	0
	Jeremy Gray, CB	3	36
2008	Nate Irving, LB	4	83
2009	Clem Johnson, S	2	0
2010	Brandan Bishop, S	4	54
2011	David Amerson	13	205
2012	David Amerson	5	82

## FIELD GOALS

Year	Player	Md.-Att.
1954	John Bagonis	1-1
1955	No FG (one attempt)	----
1956	No FG (three attempts)	----
1957	Dick Christy	1-1
1958	No FG (two attempts)	----
1959	Ron Wojcicki	1-5
1960	Nick Maravich	1-1
	Jake Shaffer	1-1



**BILL COWHER, WHO WENT ON TO COACH THE PITTSBURGH STEELERS FOR 15 YEARS, LED THE TEAM IN TACKLES IN 1977 AND 1978.**



**JOHN DERANEY LED THE PACK IN FIELD GOALS AND PATS IN 2004, 2005 AND 2006.**

1961	Jake Shaffer	1-3
1962	Glenn Sasser	1-6
1963	Gus Andrews	1-7
1964	Harold Deters	4-7
1965	Harold Deters	7-14
1966	Harold Deters	10-22
1967	Gerald Warren	17-22
1968	Gerald Warren	9-16
1969	Mike Charron	9-16
1970	Mike Charron	7-13
1971	Sam Harrell	4-9
1972	Ron Sewell	3-4
1973	Ron Sewell	4-5
1974	John Huff	3-5
1975	Jay Sherrill	4-10
1976	Jay Sherrill	6-13
1977	Jay Sherrill	9-16
1978	Nathan Ritter	17-19
1979	Nathan Ritter	7-9
1980	Nathan Ritter	9-13
1981	Todd Auten	11-17
1982	Mike Cofer	8-14
1983	Mike Cofer	11-14
1984	Mike Cofer	18-23
1985	Kelly Hollodick	8-13
1986	Mike Cofer	13-17
1987	Bryan Carter	8-12
1988	Damon Hartman	8-13
1989	Damon Hartman	19-28
1990	Damon Hartman	9-12
1991	Damon Hartman	12-22
1992	Steve Videtich	14-22
1993	Steve Videtich	12-13
1994	Steve Videtich	16-18
1995	Marc Primanti	11-13
1996	Marc Primanti	20-20
1997	Chris Hensler	10-17
1998	Danny Deskevich	12-12
1999	Kent Passingham	9-14
2000	Kent Passingham	13-18
2001	Adam Kiker	13-14

2002	Austin Herbert	5-9
	Adam Kiker	5-7
2003	Adam Kiker	12-17
2004	John Deraney	13-22
2005	John Deraney	15-20
2006	John Deraney	12-16
2007	Steven Hauschka	16-18
2008	Josh Czajkowski	16-19
2009	Josh Czajkowski	10-12
2010	Josh Czajkowski	20-26
2011	Niklas Sade	11-16
2012	Niklas Sade	13-23

#### PATS

Year	Player	Md.-Att.
1950	Ray Barkouskie	10-13
1951	Ray Barkouskie	12-19
1952	Ray Barkouskie	6-11
1953	Al D'Angelo	6-9
1954	John Bagonis	6-6
1955	John Bagonis	15-21
1956	Dick Hunter	7-10
1957	Dick Hunter	10-17
1958	Larry Dixon	10-12
1959	Jake Shaffer	5-5
1960	Jake Shaffer	7-13
1961	Jake Shaffer	10-12
1962	Roger Moore	4-6
1963	Gus Andrews	19-22
1964	Gus Andrews	9-11
1965	Harold Deters	11-11
1966	Harold Deters	19-19
1967	Gerald Warren	19-19
1968	Gerald Warren	22-23
1969	Mike Charron	10-12
1970	Mike Charron	7-7
1971	Sam Harrell	8-9
1972	Ron Sewell	40-42
1973	Ron Sewell	41-48




1974	John Huff	23-25
1975	Johnny Evans	7-8
	Jay Sherrill	7-9
1976	Jay Sherrill	23-24
1977	Jay Sherrill	28-28
1978	Nathan Ritter	25-26
1979	Nathan Ritter	33-34
1980	Nathan Ritter	23-25
1981	Todd Auten	15-20
1982	Mike Cofer	18-22
1983	Mike Cofer	21-24
1984	Mike Cofer	24-26
1985	Kelly Hollodick	10-11
1986	Mike Cofer	33-35
1987	Bryan Carter	23-24
1988	Damon Hartman	27-27
1989	Damon Hartman	27-28
1990	Damon Hartman	17-18
1991	Damon Hartman	26-28
1992	Steve Videtich	38-38
1993	Steve Videtich	26-28
1994	Steve Videtich	29-31
1995	Marc Primanti	27-28
1996	Marc Primanti	24-24
1997	Chris Hensler	39-39
1998	Danny Deskevich	29-29
1999	Kent Passingham	25-27
2000	Kent Passingham	36-38
2001	Adam Kiker	24-27
2002	Austin Herbert	38-43
2003	Adam Kiker	56-59
2004	John Deraney	29-29
2005	John Deraney	28-28
2006	John Deraney	22-23
2007	Steven Hauschka	25-25
2008	Josh Czajkowski	33-34
2009	Josh Czajkowski	44-44
2010	Josh Czajkowski	42-43
2011	Niklas Sade	46-47
2012	Niklas Sade	44-46

Year	Home W-L-T	Away W-L-T	Neutral W-L-T	Conf. W-L-T	Conf. Finish	Overall W-L-T	Overall Pct.	Scoring NCS-Opp	Captain(s)	Coach
1892	1-0-0	0-0-0	0-0-0	---	---	1-0-0	1.000	14-6	---	Perrin Busbee
1893	2-0-0	0-0-0	0-0-0	---	---	2-0-0	1.000	25-6	---	Bart Gatling
1894	0-1-0	0-1-0	0-0-0	---	---	0-2-0	.000	0-60	---	Bart Gatling
1895	1-0-1	0-2-0	0-0-0	---	---	1-2-1	.375	50-82	---	Bart Gatling
1896	1-0-0	0-0-0	0-0-0	---	---	1-0-0	1.000	6-0	---	Perrin Busbee
1897	1-1-0	0-1-0	0-0-0	---	---	1-2-0	.333	19-58	---	Perrin Busbee
1898	0-0-0	0-1-0	0-0-0	---	---	0-1-0	.000	0-34	---	W.C. Riddick
1899	1-0-2	0-1-0	0-1-0	---	---	1-2-2	.200	29-69	---	W.C. Riddick
1900	0-3-0	0-1-0	0-0-0	---	---	0-4-0	.000	7-64	---	Dr. John McGee
1901	1-1-0	0-1-0	0-0-0	---	---	1-2-0	.333	27-75	---	Dr. John McGee
1902	2-1-1	0-2-1	1-1-0	---	---	3-4-2	.444	81-41	Max Gardner	Arthur Devlin
1903	2-1-0	1-2-0	1-1-0	---	---	4-4-0	.500	142-74	J.P. Gulley	Arthur Devlin
1904	2-0-1	1-1-1	0-0-0	---	---	3-1-2	.667	89-11	L.F. Abernathy	W.S. Kienholtz
1905	2-0-1	1-1-0	0-0-1	---	---	4-1-1	.667	65-10	A.W. Gregory	George Whitney
1906	3-0-2	0-0-1	0-1-1	---	---	3-1-4	.625	100-10	A.J. Wilson	Willie Heston
1907	4-0-1	1-0-0	1-0-0	---	---	6-0-1	.929	81-13	F.M. Thompson	Mickey Whitehurst
1908	4-0-0	2-0-0	0-1-0	---	---	6-1-0	.857	153-11	S.F. Stephens	Mickey Whitehurst
1909	4-0-0	1-0-0	1-1-0	---	---	6-1-0	.857	110-24	J.B. Bray	Eddie L. Green
1910	3-0-2	0-0-0	1-0-0	---	---	4-0-2	.833	125-12	Harry Hartsell	Eddie L. Green
1911	5-0-0	0-2-0	0-1-0	---	---	5-3-0	.625	84-34	Tal Stafford	Eddie L. Green
1912	2-2-0	2-1-0	0-0-0	---	---	4-3-0	.571	53-104	H.M. Cool	Eddie L. Green
1913	5-1-0	1-0-0	0-0-0	---	---	6-1-0	.857	155-27	W.T. Hurtt	Eddie L. Green
1914	2-2-1	0-0-0	0-1-0	---	---	2-3-1	.333	95-44	R.A. Plyler	Jack Hegarty
1915	3-3-1	0-0-0	0-0-0	---	---	3-3-1	.500	71-114	H.E. Winston	Jack Hegarty
1916	2-4-0	0-0-0	0-1-0	---	---	2-5-0	.285	24-191	J.E. McDougall	Brit Patterson
1917	4-1-0	1-1-0	1-0-1	---	---	6-2-1	.722	112-70	Sam L. Homewood	Harry Hartsell
1918	1-1-0	0-1-0	0-1-0	---	---	1-3-0	.250	54-174	W.D. Wagner	Tal Stafford
1919	4-1-0	1-1-0	2-0-0	---	---	7-2-0	.778	351-75	Dick Gurley	Bill Fetzer
1920	5-0-0	1-3-0	1-0-0	---	---	7-3-0	.700	284-112	H.C. Weathers	Bill Fetzer
1921	3-0-2	0-2-1	0-1-0	---	---	3-3-3	.500	61-98	John "Runt" Faucette	Harry Hartsell
1922	3-2-0	1-2-0	0-2-0	---	---	4-6-0	.400	101-92	A.G. Floyd	Harry Hartsell
1923	2-3-0	1-3-0	0-1-0	---	---	3-7-0	.300	56-134	Dick Bostian	Harry Hartsell
1924	2-3-0	0-2-1	0-1-1	---	---	2-6-2	.300	43-147	P.C. Beatty	Buck Shaw
1925	2-3-0	1-1-1	0-1-0	---	---	3-5-1	.333	51-74	A.A. Johnston	Gus Tebell
1926	4-2-0	0-3-0	0-1-0	---	---	4-6-0	.400	66-102	F.G. "Tubby" Logan	Gus Tebell
1927	5-0-0	2-1-0	2-0-0	---	---	9-1-0	.900	206-69	N.B. Nicholson	Gus Tebell
1928	3-1-1	0-2-0	1-2-0	---	---	4-5-1	.450	157-100	Bob Warren	Gus Tebell
1929	1-3-0	0-4-0	0-1-0	---	---	1-8-0	.111	44-207	John Lepo	Gus Tebell
1930	2-3-0	0-3-0	0-2-0	---	---	2-8-0	.200	57-125	Mack Stout	John Van Liew
1931	0-4-0	2-1-0	1-1-0	---	---	3-6-0	.333	60-104	Charles Cobb	Clipper Smith
1932	3-0-2	2-1-0	1-0-0	---	---	6-1-2	.700	97-29	William "Red" Epsey	Clipper Smith
1933	1-1-3	0-4-0	0-0-0	0-4-0	10th	1-5-3	.278	23-62	Mope Cumiskey	Clipper Smith
1934	1-2-0	0-3-1	1-1-0	1-3-0	8th	2-6-1	.278	44-122	Ray Redding, Ken Stephens	Hunk Anderson
1935	1-3-0	3-1-0	2-0-0	2-2-0	6th	6-4-0	.600	87-76	Barnes Worth	Hunk Anderson
1936	3-2-0	0-5-0	0-0-0	2-4-0	10th	3-7-0	.300	75-76	Mac Cora	Hunk Anderson
1937	2-2-0	2-1-1	1-0-0	4-2-1	T5th	5-3-1	.611	91-92	Game Captains	Doc Newton
1938	1-3-1	1-4-0	1-0-0	3-3-1	7th	3-7-1	.318	59-100	J.B. Hines, George Fry	Doc Newton
1939	0-4-0	1-3-0	1-1-0	2-4-0	9th	2-8-0	.200	49-191	Andy Pavlovsky, W.H. Retter	Doc Newton
1940	3-4-0	0-1-0	0-1-0	3-5-0	11th	3-6-0	.333	120-161	Pat Fehley, Howard Stroup	Doc Newton
1941	2-2-0	2-1-1	0-2-1	3-4-0	8th	4-5-2	.454	122-143	Bob Cathey, Everett "Cutie" Carter	Doc Newton
1942	2-2-1	1-2-0	1-0-1	3-1-2	6th	4-4-2	.500	70-142	Mario Stilwell, Jimmy Allen	Doc Newton
1943	2-3-0	1-2-0	0-1-0	1-4-0	9th	3-6-0	.333	78-227	Game Captains	Doc Newton
1944	3-1-0	2-0-0	2-1-0	3-1-0	T3rd	7-2-0	.778	173-63	Jim Maddock, Howard Turner	Beattie Feathers
1945	2-3-0	0-3-0	1-0-0	2-4-0	8th	3-6-0	.333	131-144	Tony Gaeta, Paul Gibson	Beattie Feathers
1946	4-0-0	3-2-0	1-1-0	6-1-0	3rd	8-3-0	.667	226-101	Curt Ramsey, Al Phillips	Beattie Feathers
1947	3-1-1	2-2-0	0-0-0	3-2-1	7th	5-3-1	.611	92-57	Al Phillips	Beattie Feathers
1948	1-2-1	2-4-0	0-0-0	1-4-1	14th	3-6-1	.350	107-128	Oscar Bozeman	Beattie Feathers
1949	2-2-0	0-5-0	1-0-0	3-6-0	13th	3-7-0	.300	134-192	Bob Bowlby	Beattie Feathers
1950	3-1-0	2-2-1	0-1-0	4-4-1	9th	5-4-1	.550	92-199	Tony Romanowsky	Beattie Feathers
1951	1-3-0	2-4-0	0-0-0	2-6-0	12th	3-7-0	.300	141-203	James O'Rourke	Beattie Feathers
1952	2-3-0	1-4-0	0-0-0	2-4-0	12th	3-7-0	.300	91-336	Ray Barkouski	Horace Hendrickson
1953	1-3-0	0-6-0	0-0-0	0-3-0	7th	1-9-0	.100	80-265	John Thompson, Chris Frauenhofer	Horace Hendrickson
1954	1-3-0	1-5-0	0-0-0	0-4-0	8th	2-8-0	.200	104-193	Don Langston	Earle Edwards



1955	1-3-1	3-1-0	0-1-0	0-2-1	7th	4-5-1	.450	206-193	Eddie West, Mike Nardone	Earle Edwards
1956	1-3-0	2-3-0	0-1-0	2-4-0	6th	3-7-0	.300	94-169	John Szuchan, George Marinkov	Earle Edwards
1957	1-1-1	5-0-1	1-0-0	5-0-1	1st	7-1-2	.800	155-67	Dick Hunter	Earle Edwards
1958	0-2-1	2-4-0	0-1-0	2-5-0	7th	2-7-1	.250	120-160	Bill Rearick	Earle Edwards
1959	0-4-0	0-5-0	1-0-0	0-6-0	8th	1-9-0	.100	117-201	Paul Balonick, Kelly Minyard	Earle Edwards
1960	3-0-0	3-3-1	0-0-0	4-1-1	2nd	6-3-1	.650	148-133	Bill Hill, Alex Gilleskie	Earle Edwards
1961	2-1-0	1-5-0	1-0-0	3-4-0	T5th	4-6-0	.400	129-149	Roman Gabriel	Earle Edwards
1962	1-2-0	2-3-1	0-1-0	3-4-0	T4th	3-6-1	.350	108-139	Skip Matthews	Earle Edwards
1963	3-0-0	4-2-0	1-1-0	6-1-0	T1st	8-3-0	.727	188-107	Joseph Scarpati	Earle Edwards
1964	3-0-0	2-5-0	0-0-0	5-2-0	1st	5-5-0	.500	119-194	Lou DeAngelis, Bennett Williams	Earle Edwards
1965	3-1-0	3-3-0	0-0-0	4-3-0	T1st	6-4-0	.600	134-110	Page Ashby, Shelby Mansfield	Earle Edwards
1966	3-2-0	2-2-0	0-1-0	5-2-0	2nd	5-5-0	.500	191-168	Bill James, Gary Rowe	Earle Edwards
1967	4-0-0	4-2-0	1-0-0	5-1-0	2nd	9-2-0	.818	214-94	Art McMahon, Steve Warren	Earle Edwards
1968	3-2-0	3-2-0	0-0-0	6-1-0	1st	6-4-0	.600	205-185	Carey Metts	Earle Edwards
1969	1-3-1	2-3-0	0-0-0	3-2-1	2nd	3-6-1	.350	183-201	Mike Hilka, Don Jordan, Gary Yount	Earle Edwards
1970	2-1-1	0-6-0	1-0-0	2-3-1	5th	3-7-1	.318	90-179	Jack Whitley	Earle Edwards
1971	1-4-0	2-4-0	0-0-0	2-4-0	6th	3-8-0	.273	137-274	George Smith, Gary Moser	Al Michaels
1972	5-0-1	2-3-0	1-0-0	4-1-1	2nd	8-3-1	.708	409-240	Pat Kenney, Tom Siegfried	Lou Holtz
1973	5-0-0	3-3-0	1-0-0	6-0-0	1st	9-3-0	.750	396-251	Willie Burden, Bob Pilz, Bill Yoest	Lou Holtz
1974	5-0-0	4-2-0	0-0-1	4-2-0	T2nd	9-2-1	.792	317-214	Stan Fritts, Mike Devine	Lou Holtz
1975	5-1-0	2-2-1	0-1-0	2-2-1	T3rd	7-4-1	.625	260-210	Dave Buckey, Tom Serfass, Tom Higgins, Eddie Poole	Lou Holtz
1976	1-4-1	2-3-0	0-0-0	2-3-0	5th	3-7-1	.318	205-258	Tom Butz, Mike Fagan, Bill Cherry, Ron Banther	Bo Rein
1977	4-3-0	3-1-0	1-0-0	4-2-0	T3rd	8-4-0	.667	259-177	Johnny Evans, Ralph Stringer, Bob Michael	Bo Rein
1978	5-1-0	3-2-0	1-0-0	4-2-0	3rd	9-3-0	.750	280-208	Tim Gillespie, Bill Cowher	Bo Rein
1979	4-2-0	3-2-0	0-0-0	5-1-0	1st	7-4-0	.636	258-213	Jim Ritcher, Billy Ray Vickers, Woodrow Willson	Bo Rein
1980	5-1-0	1-4-0	0-0-0	3-3-0	3rd	6-5-0	.545	222-212	Game Captains	Monte Kiffin
1981	3-4-0	1-3-0	0-0-0	2-4-0	5th	4-7-0	.364	182-223	Game Captains	Monte Kiffin
1982	5-1-0	1-4-0	0-0-0	3-3-0	T3rd	6-5-0	.545	206-255	Game Captains	Monte Kiffin
1983	2-5-0	1-3-0	0-0-0	1-5-0	T6th	3-8-0	.273	236-246	Vaughan Johnson, Greg Steele	Tom Reed
1984	2-5-0	1-3-0	0-0-0	1-5-0	T6th	3-8-0	.273	263-311	A.V. Richards, Frank Bush	Tom Reed
1985	1-5-0	2-3-0	0-0-0	2-5-0	T6th	3-8-0	.273	186-305	Vince Evans, Raymond Phillips	Tom Reed
1986	6-0-1	2-2-0	0-1-0	5-2-0	T2nd	8-3-1	.708	328-274	Kelvin Crooms, Erik Kramer	Dick Sheridan
1987	2-4-0	2-3-0	0-0-0	4-3-0	T3rd	4-7-0	.364	215-302	Joey Page, Mark Smith	Dick Sheridan
1988	5-1-1	2-2-0	1-0-0	4-2-1	3rd	8-3-1	.708	312-165	Scott Auer, Chuck Massaro, Nasrallah Worthen	Dick Sheridan
1989	5-2-0	2-2-0	0-1-0	4-3-0	T4th	7-5-0	.583	290-230	Ray Agnew, Shane Montgomery	Dick Sheridan
1990	5-1-0	1-4-0	1-0-0	3-4-0	6th	7-5-0	.583	298-189	Charles Davenport, Snake Vinson	Dick Sheridan
1991	6-1-0	3-1-0	0-1-0	5-2-0	T2nd	9-3-0	.750	304-222	Charles Davenport, Todd Harrison, Clayton Henry	Dick Sheridan
1992	5-1-0	3-1-1	1-1-0	6-2-0	2nd	9-3-1	.678	335-211	Neal Auer, Ricky Logo	Dick Sheridan
1993	5-1-0	2-3-0	0-1-0	4-4-0	5th	7-5-0	.583	278-327	Todd Ward, Dewayne Washington	Mike O'Cain
1994	5-1-0	3-2-0	1-0-0	6-2-0	2nd	9-3-0	.750	305-272	Eddie Goines, Carl Reeves	Mike O'Cain
1995	1-5-0	2-3-0	0-0-0	2-6-0	7th	3-8-0	.273	260-354	Rick Bell, Steve Keim, Jon Rissler	Mike O'Cain
1996	2-3-0	1-4-0	0-1-0	3-5-0	T6th	3-8-0	.273	268-401	Kenny Harris, Jimmy Grissett, Marc Primanti	Mike O'Cain
1997	4-2-0	2-3-0	0-0-0	3-5-0	T6th	6-5-0	.545	325-268	Morocco Brown, Seamus Murphy	Mike O'Cain
									Tremayne Stephens, Torry Holt	
1998	5-1-0	2-2-0	0-2-0	5-3-0	4th	7-5-0	.583	343-302	Bobbie Cotten, Torry Holt, Rodney Redd	Mike O'Cain
1999	4-1-0	2-4-0	0-1-0	3-5-0	5th	6-6-0	.500	244-302	Jamie Barnette, Lloyd Harrison	Mike O'Cain
2000	5-1-0	2-3-0	1-0-0	4-4	5th	8-4-0	.667	341-308	Jarvis Borum, Kent Passingham, Clayton White	Chuck Amato
2001	3-3-0	4-1-0	0-1-0	4-4-0	4th	7-5-0	.583	300-223	Levar Fisher, Olin Hannum,	Chuck Amato
									Brian Williams, Willie Wright	Chuck Amato
2002	6-1-0	4-2-0	1-0-0	5-3-0	4th	11-3-0	.786	460-238	Sean Berton, Terrence Holt,	
									Dantonio Burnette, Shane Riggs	
2003	6-1-0	1-4-0	1-0-0	4-4-0	4th	8-5-0	.615	489-395	Jerricho Cotchery, Philip Rivers	Chuck Amato
									Victor Stephens, Danny Young	
2004	2-4-0	2-2-0	1-0-0	3-5-0	t8th	5-6-0	.454	264-218	Troy Graham, Andre Maddox	Chuck Amato
									Jed Paulsen, Patrick Thomas	
2005	4-3-0	2-2-0	1-0-0	3-5-0	4th, Atl.	7-5-0	.583	235-212	Oliver Hoyte, Marcus Hudson,	Chuck Amato
									Manny Lawson, T.J. Williams	
2006	3-4-0	0-5-0	0-0-0	2-6-0	6th, Atl.	3-9-0	.250	210-262	John Deraney, Leroy Harris,	Chuck Amato
									Pat Lowery, Tank Tyler	
2007	3-4-0	2-3-0	0-0-0	3-5-0	t5th, Atl.	5-7-0	.417	249-339	Martrel Brown, John Dunlap, Marcus Stone	Tom O'Brien
2008	4-3-0	2-3-0	0-1-0	4-4-0	t3rd, Atl.	6-7-0	.461	305-342	Jeremy Gray, Anthony Hill	Tom O'Brien
2009	5-3-0	0-4-0	0-0-0	2-6-0	5th, Atl.	5-7-0	.417	364-374	Jamelle Eugene, Jerrail McCuller, Willie Young	Tom O'Brien
2010	5-1-0	3-3-0	1-0-0	5-3-0	2nd, Atl.	9-4-0	.692	414-277	Nate Irving, Jarvis Williams, Russell Wilson	Tom O'Brien
2011	6-1-0	1-4-0	1-0-0	4-4-0	4th, Atl.	8-5-0	.615	367-321	George Bryan, J.R. Sweezy	Tom O'Brien
2012	5-1-0	2-3-0	0-2-0	4-4-0	3rd, Alt.	7-6-0	.538	365-333	Mike Glennon, Sterling Lucas	Tom O'Brien

No.	Coach	Years	Yrs.	Gms.	Conf. Champ.	Conf. Rec.	Home	Away	Neut.	Overall	Pct.
1.	Perrin Busbee	1892, 1896-97	3	5	NA	NA	3-1-0	0-1-0	0-0-0	3-2-0	.600
2.	Bart Gatling	1983-95	3	8	NA	NA	3-1-1	0-3-0	0-0-0	3-4-1	.437
3.	W.C. Riddick	1898-99	2	6	NA	NA	1-0-2	0-2-0	0-1-0	1-3-2	.333
4.	Dr. John McKee	1900-01	2	7	NA	NA	1-4-0	0-2-0	0-0-0	2-6-4	.333
5.	Arthur Devlin	1902-03	2	17	NA	NA	4-2-1	1-4-1	2-2-0	7-8-2	.470
6.	W.S. Kienholtz	1904	1	6	NA	NA	2-0-1	1-1-1	0-0-0	3-1-2	.667
7.	George Whitney	1905	1	6	NA	NA	2-0-1	1-1-0	0-0-1	4-1-1	.667
8.	Willie Heston	1906	1	8	NA	NA	3-0-2	0-0-1	0-1-1	3-1-4	.625
9.	Mickey Whitehurst	1907-08	2	14	1	NA	8-0-1	3-0-0	1-1-0	12-1-1	.893
10.	Eddie Green	1909-13	5	35	1	NA	19-3-2	4-3-0	2-2-0	25-8-2	.743
11.	Jack Hegarty	1914-15	2	13	0	NA	5-5-2	0-0-0	0-1-0	5-6-2	.461
12.	Brit Patterson	1916	1	7	0	NA	2-4-0	0-0-0	0-1-0	2-5-0	.285
13.	Harry Hartsell	1917, 1921-23	4	38	0	NA	12-6-2	3-8-1	1-4-1	16-18-4	.474
14.	Tal Stafford	1918	1	4	0	NA	1-1-1	0-1-0	0-1-0	1-3-0	.250
15.	Bill Fetzer	1919-20	2	19	0	NA	9-1-0	2-4-0	3-0-0	14-5-0	.737
16.	Buck Shaw	1924	1	10	0	NA	2-3-0	0-2-1	0-1-1	2-6-2	.300
17.	Gus Tebell	1925-29	5	48	1	NA	15-9-1	3-11-1	3-5-0	21-25-2	.479
18.	John Van Liew	1930	1	10	0	NA	2-3-0	0-3-0	0-2-0	2-8-0	.200
19.	Clipper Smith	1931-33	3	27	0	NA	4-5-5	4-6-0	2-1-0	10-11-5	.481
20.	Hunk Anderson	1934-36	3	29	0	5-9-0	5-7-0	3-9-1	3-1-0	11-17-1	.396
21.	Doc Newton	1937-43	7	69	0	19-23-2	12-20-2	8-14-2	4-5-2	24-39-6	.391
22.	Beattie Feathers	1944-51	8	78	0	24-28-3	19-16-2	13-22-1	5-1-0	37-39-3	.487
23.	Horace Hendrickson	1952-53	2	20	0	2-7-0	3-6-0	1-10-0	0-0-0	4-16-0	.200
24.	Earle Edwards	1954-70	17	173	5	55-45-5	32-28-5	39-54-3	6-6-0	77-88-8	.468
25.	Al Michaels	1971	1	11	0	4-1-1	1-4-0	2-4-0	0-0-0	3-8-0	.273
26.	Lou Holtz	1972-75	4	50	1	16-5-2	20-1-1	11-10-1	2-1-1	33-12-3	.719
27.	Bo Rein	1976-79	4	46	1	15-8-1	14-10-1	11-8-0	2-0-0	27-18-1	.619
28.	Monte Kiffin	1980-82	3	33	0	8-10-0	13-6-0	3-11-0	0-0-0	16-17-0	.485
29.	Tom Reed	1983-85	3	33	0	4-15-0	5-15-0	4-9-0	0-0-0	9-24-0	.273
30.	Dick Sheridan	1986-92	7	84	0	31-18-1	34-10-2	15-15-1	3-4-0	52-29-3	.637
31.	Mike O'Cain	1993-99	7	81	0	26-30-0	27-14-0	14-21-0	1-5-0	41-40-0	.506
32.	Chuck Amato	2000-06	7	86	0	25-31-0	29-17-0	15-19-0	5-1-0	49-37-0	.570
33.	Tom O'Brien	2007-12	6	76	0	22-26-0	28-13-0	10-20-0	2-3-0	40-36-0	.526



## NC STATE YEAR-BY-YEAR STATS

Year	Gms	Plays	Total Yards	Yds/ Gam	Yds/ Play	Rush Att	Rush Yds	Rush Yds/ Game	Yds/ Rush	Pass Att	Pass Cmp	Pass Yds	Had Cmp Int.	%	Pass Yd/ Game	Punt Avg.	PR	Yds	Avg.
1953	10	544	1651	165.1	3.0	402	983	98.3	2.4	142	48	668	11	.338	66.8	30.8	28	288	10.3
1954	10	640	1955	195.5	3.0	504	1309	130.9	2.6	136	62	646	12	.456	64.6	33.7	11	114	10.4
1955	10	517	2584	258.4	4.9	401	1780	178.0	4.4	116	56	804	8	.483	80.4	35.5	17	199	11.7
1956	10	565	2422	242.2	4.3	418	1624	162.4	3.9	147	58	798	11	.394	79.8	37.7	23	120	5.2
1957	10	557	2370	237.0	4.2	470	1868	186.8	4.0	87	34	502	11	.391	50.2	37.8	30	265	8.8
1958	10	615	2438	243.8	3.9	480	1746	174.6	3.6	135	54	692	15	.400	69.2	38.1	29	323	11.2
1959	10	669	2404	240.4	3.6	459	1116	111.6	2.4	210	117	1288	16	.557	128.8	33.6	34	218	6.4
1960	10	602	2519	251.9	4.2	415	1337	133.7	3.2	187	105	1182	7	.565	118.2	38.7	18	144	8.0
1961	10	568	2203	220.3	3.9	381	1237	123.7	3.2	187	100	966	6	.533	96.6	39.0	24	306	12.8
1962	10	606	2236	223.6	3.7	462	1327	132.7	2.9	144	77	909	5	.514	90.9	33.5	29	360	12.4
1963	10	581	2699	269.9	4.6	433	1784	178.4	4.1	160	78	915	11	.493	91.5	36.6	27	277	10.3
1964	10	583	2269	226.9	3.9	453	1523	152.3	3.4	130	59	746	9	.534	74.6	40.9	26	231	8.9
1965	10	682	2418	241.8	3.5	509	1639	163.9	3.2	173	86	879	7	.497	87.9	36.7	25	157	6.3
1966	10	692	2874	287.4	4.1	470	1683	168.3	3.6	223	104	1191	12	.468	119.1	36.6	25	220	8.8
1967	11	660	2990	271.8	4.5	492	1824	165.8	3.7	193	102	1166	6	.506	106.0	34.5	37	600	16.2
1968	10	718	3060	306.0	4.3	566	2117	211.7	3.7	152	73	943	17	.480	94.3	39.8	38	536	14.1
1969	10	637	2506	250.6	3.9	500	1889	188.9	3.8	137	58	617	9	.423	61.7	40.0	32	230	7.2
1970	11	705	2178	198.0	3.1	516	1429	129.9	2.8	189	75	749	18	.396	68.1	38.7	34	379	11.1
1971	11	708	2712	246.5	3.8	491	1509	137.2	3.1	217	90	1203	17	.415	109.4	38.7	27	273	10.1
1972	11	846	4758	432.5	5.6	604	2472	224.7	4.1	242	131	2286	18	.541	207.8	35.7	26	276	10.6
1973	11	817	4509	409.9	5.5	603	2995	272.3	5.0	214	99	1514	12	.463	137.6	37.9	26	179	6.9
1974	11	786	4467	406.1	5.7	592	2713	246.6	4.6	194	119	1754	11	.613	159.5	43.5	28	220	7.9
1975	11	795	3960	360.0	4.9	583	2397	217.9	4.1	212	117	1563	12	.552	142.1	43.1	34	203	5.9
1976	11	779	2746	249.6	3.5	575	2553	232.1	4.4	204	94	1193	11	.461	108.4	46.1	29	169	5.8
1977	11	828	4180	380.0	5.0	618	2754	250.4	4.5	210	95	1426	10	.452	129.6	42.2	28	152	5.4
1978	11	822	3615	328.6	4.4	667	2471	224.6	3.7	155	72	1144	15	.464	104.9	36.9	30	209	6.9
1979	11	831	3684	334.9	4.4	672	2496	226.9	3.7	159	82	1188	8	.516	108.0	36.5	26	264	10.2
1980	11	789	3646	331.4	4.6	574	2376	216.0	4.1	215	111	1270	15	.527	115.4	40.8	18	53	2.9
1981	11	756	3452	313.8	4.6	543	2323	211.2	4.3	213	96	1129	16	.450	102.6	35.6	27	363	13.4
1982	11	766	3161	287.4	4.1	511	1627	147.9	3.2	255	139	1534	10	.545	139.5	37.2	29	217	7.5
1983	11	837	4153	377.5	4.9	505	1919	174.4	3.8	322	196	2234	15	.590	203.1	37.9	25	118	4.7
1984	11	798	3974	361.3	4.9	516	2102	191.1	4.1	282	155	1872	19	.550	170.2	37.5	18	96	5.3
1985	11	821	3774	343.1	4.6	436	929	84.4	2.1	385	213	2845	18	.553	258.6	39.4	32	202	6.3
1986	11	779	3943	358.5	5.1	481	760	69.1	3.7	298	153	2183	18	.513	198.5	41.3	20	128	6.4
1987	11	776	3264	296.7	4.2	473	1379	125.4	2.9	303	152	1885	19	.502	171.4	43.5	32	180	5.6
1988	11	812	3950	359.1	4.8	501	1647	149.7	3.3	311	173	2303	10	.556	209.4	40.2	32	272	8.5
1989	11	880	4444	404.0	5.1	447	1646	149.6	3.7	433	234	2798	18	.540	254.4	37.8	35	239	6.8
1990	11	772	3598	327.1	4.7	511	1812	164.7	3.5	261	145	1786	9	.556	162.4	37.6	44	537	12.2
1991	11	819	3870	351.8	4.7	508	1794	163.1	3.5	311	157	2076	9	.505	188.7	38.5	46	356	7.7
1992	12	845	4737	394.7	5.6	544	2464	205.3	4.5	311	191	2273	10	.614	189.4	38.4	34	334	9.8
1993	11	752	4368	397.1	5.8	403	1696	154.2	4.2	349	195	2672	13	.559	242.9	38.1	25	197	7.8
1994	11	773	4237	385.2	5.5	479	2112	192.0	4.4	199	116	2125	12	.575	193.2	36.0	23	194	8.4
1995	11	787	4048	368.0	5.1	455	1581	143.7	3.5	332	184	2467	12	.554	224.3	38.3	18	108	6.0
1996	11	790	3884	353.1	4.9	454	1540	140.0	3.4	336	157	2344	10	.464	213.1	35.5	22	229	10.4
1997	11	760	4414	401.3	5.7	452	1967	178.8	3.4	317	180	2447	14	.568	222.5	39.1	20	225	11.2
1998	11	811	4871	442.8	6.0	406	1470	133.6	3.6	405	210	3401	11	.519	309.2	35.5	26	325	12.5
1999	12	795	3898	324.8	4.9	437	1361	113.4	3.1	358	182	2537	9	.508	211.4	38.2	28	281	10.0
2000	11	806	4358	396.2	5.4	351	1140	103.6	3.2	455	242	3218	11	.532	292.5	37.1	19	256	13.5
2001	11	740	3940	358.2	5.3	335	1228	111.6	3.5	385	248	2712	7	.644	246.5	40.9	20	155	7.7
2002	14	969	5485	391.8	5.7	522	2017	144.1	3.9	447	273	3468	11	.611	247.7	37.2	35	290	8.3
2003	13	888	5,891	453.2	6.6	392	1311	100.8	3.3	496	357	4580	7	.720	352.3	42.7	21	220	10.5
2004	11	778	3,839	349.0	4.9	435	1,617	147.0	3.7	343	191	2,222	16	.557	202.0	41.9	37	397	10.7
2005	12	775	2,775	314.6	4.9	440	1,493	124.4	3.4	335	183	2,282	14	.546	190.2	38.6	36	242	6.7
2006	12	753	3,624	302.0	4.8	374	1,436	119.7	3.8	379	196	2,188	16	.517	182.3	39.1	28	225	8.0
2007	12	857	4,019	334.9	4.7	355	1,071	89.2	3.0	502	281	2,948	23	.560	245.7	36.7	27	357	13.2
2008	13	834	4,279	329.2	5.1	442	1,601	123.2	3.6	392	197	2,678	14	.503	206.0	38.2	20	166	8.3
2009	12	840	4,726	393.8	5.6	419	1,451	120.9	3.5	421	248	3,275	13	.589	272.9	37.1	29	274	9.5
2010	13	1,006	5,258	404.5	5.2	461	1,603	123.3	3.5	545	319	3,655	14	.585	281.2	37.8	22	205	9.3
2011	13	914	4,483	344.8	4.9	448	1,363	104.8	3.0	466	291	3,120	12	.624	240.0	37.2	19	208	10.9
2012	13	1,040	5,475	421.2	5.3	471	1,444	111.1	3.1	569	330	4,031	17	.580	310.1	38.4	34	316	9.3



## NC STATE YEAR-BY-YEAR STATS

Year	KOR	KOR Yds	KOR Avg	Int	Int Yds	1st Downs	Total Points	Pts/ Game	Tot TD	Rush TD	Pass TD	Ret TD	FGM-A	PAT	Punt Yds	Fum-Lost	Pen	3rd Down Conv	Sacks by
1953	37	850	22.9	9	197	NA	80	8.0	12	NA	NA	NA	NA	NA	NA	NA	NA	NA	NA
1954	34	766	22.5	11	138	115	104	10.4	15	NA	NA	NA	NA	NA	NA	NA	NA	NA	NA
1955	32	661	20.6	13	169	128	206	20.6	31	20	8	3	0-0	NA	NA	1315	40-24	-382	NA
1956	32	667	20.8	9	NA	125	94	9.4	14	7	7	0	0-3	NA	1962	26-14	-302	NA	NA
1957	19	516	27.1	15	242	91	155	15.5	23	13	7	3	1-5	NA	2535	18-12	-438	NA	NA
1958	31	593	19.1	11	65	135	120	12.0	18	11	7	0	0-2	12-14	2058	23-16	-352	NA	NA
1959	36	711	19.7	10	65	148	117	11.7	17	12	5	0	1-5	9-14	2118	26-15	41-427	NA	NA
1960	27	621	23.0	18	219	151	148	14.8	21	12	8	1	2-2	10-17	2051	21-13	36-395	NA	NA
1961	28	585	20.9	8	73	127	129	12.9	19	10	8	1	1-3	10-12	2420	18-9	27-289	NA	NA
1962	27	601	22.2	11	77	119	108	10.8	16	NA	6	NA	1-8	7-12	2183	29-16	54-543	NA	NA
1963	22	457	20.7	14	164	138	188	17.6	25	NA	9	NA	1-7	19-22	2149	12-7	40-346	NA	NA
1964	29	553	19.1	9	138	128	119	11.9	16	NA	8	NA	4-8	11-14	2165	22-11	43-454	NA	NA
1965	25	463	8.5	23	NA	147	134	13.4	16	NA	1	2	7-14	15-16	2530	19-8	36-370	NA	NA
1966	28	602	21.5	16	262	160	191	19.1	23	NA	5	5	10-24	21-21	1975	17-11	27-227	NA	NA
1967	16	246	15.3	17	212	168	214	18.2	21	NA	8	2	17-22	19-19	2241	15-8	33-385	NA	NA
1968	35	805	23.0	15	238	167	205	20.5	25	NA	7	4	9-16	22-23	2307	24-13	41-388	NA	NA
1969	40	708	17.7	13	169	144	183	18.3	23	NA	2	3	9-19	12-15	2667	25-12	25-219	NA	NA
1970	38	694	18.3	16	255	133	90	8.2	10	NA	5	1	7-15	7-7	3210	28-17	45-496	NA	NA
1971	50	869	17.3	8	32	150	147	13.4	20	NA	7	1	4-12	13-15	2669	28-20	38-397	NA	NA
1972	42	800	19.1	15	161	257	409	32.7	50	NA	10	1	4-10	40-42	1929	25-12	61-670	NA	NA
1973	38	774	20.3	16	180	230	270	33.2	51	NA	10	0	4-5	41-48	1896	19-11	41-385	NA	NA
1974	31	670	21.6	15	255	242	317	22.0	39	NA	12	0	4-12	23-31	1653	32-19	64-536	NA	NA
1975	38	906	23.8	6	56	223	260	22.7	33	NA	6	0	6-14	18-22	2069	32-19	37-251	NA	NA
1976	48	922	19.2	7	66	204	205	18.6	27	NA	3	0	6-13	23-24	2168	52-22	64-591	NA	NA
1977	35	766	21.8	16	94	231	259	21.4	30	NA	8	2	9-16	28-28	2448	50-23	57-487	NA	NA
1978	37	610	16.5	20	215	200	280	22.7	28	NA	2	2	17-19	25-26	2510	30-12	61-516	NA	29-208
1979	27	521	19.3	12	44	208	258	23.4	34	NA	5	1	7-9	33-34	2226	37-15	49-457	NA	32-217
1980	30	526	17.5	15	218	205	222	18.6	28	20	6	2	9-13	23-25	2531	28-17	58-638	NA	21-175
1981	21	460	21.9	19	262	180	182	16.5	22	13	6	3	11-17	15-20	2495	47-19	45-480	NA	28-201
1982	28	463	16.5	16	142	186	206	18.7	27	17	8	1	8-14	18-22	3167	32-19	67-544	NA	32-231
1983	34	690	20.3	18	134	229	236	21.4	29	19	8	2	12-15	24-27	2236	25-13	73-598	67-174	28-226
1984	36	726	20.2	11	328	229	263	23.9	30	16	12	2	18-24	25-27	1838	15-7	52-423	72-167	22-156
1985	37	751	20.3	7	85	210	186	16.9	22	3	18	1	11-16	15-17	2800	29-16	62-561	62-181	19-127
1986	40	848	21.2	16	211	221	328	27.6	38	23	14	1	13-17	33-35	2355	22-12	47-408	70-165	13-78
1987	52	1079	20.7	15	258	183	212	19.3	27	14	13	0	8-14	24-25	2912	34-15	51-437	54-165	22-159
1988	37	796	21.5	21	270	201	312	25.8	37	25	11	1	9-19	35-35	2651	25-15	59-549	67-175	28-244
1989	41	778	18.9	14	203	252	290	25.4	32	15	16	1	19-28	27-29	1927	19-12	37-291	92-189	28-170
1990	34	724	21.3	17	127	198	298	24.3	33	20	9	2	12-18	29-32	2560	26-17	58-472	64-167	31-233
1991	34	815	23.9	18	248	208	304	24.5	33	18	11	3	14-24	26-28	2581	15-8	47-385	67-188	22-132
1992	31	613	19.7	18	245	253	335	27.1	40	22	12	5	15-23	40-40	2417	29-16	47-342	72-175	35-272
1993	41	644	15.7	10	104	234	278	24.6	34	14	20	0	12-13	27-29	1866	30-17	57-370	54-133	27-180
1994	40	814	20.4	9	173	216	305	25.2	33	19	12	2	16-18	29-31	1872	34-18	58-436	63-166	16-101
1995	45	886	19.7	11	125	234	260	23.6	32	14	17	1	11-13	27-28	1837	29-15	74-579	63-154	17-102
1996	50	1049	20.9	9	130	204	268	24.4	30	15	12	3	20-20	24-25	2130	26-19	84-662	62-174	22-133
1997	42	923	21.9	8	83	229	325	29.5	42	20	20	2	10-17	39-39	2113	25-8	73-609	64-155	27-162
1998	36	628	17.4	19	130	231	366	31.2	43	17	20	3	13-18	36-38	1808	19-10	55-486	68-168	20-158
1999	35	659	18.8	15	58	214	244	20.3	36	13	14	3	9-14	25-27	2906	33-15	87-674	53-171	30-206
2000	36	826	22.9	10	114	225	379	31.0	43	13	28	2	13-18	38-40	2223	25-9	97-835	63-173	32-228
2001	27	548	20.3	7	192	215	319	27.3	37	15	18	4	16-17	28-33	2166	22-6	82-708	62-156	28-215
2002	37	923	24.9	16	129	281	460	32.8	62	33	20	9	10-16	52-59	2268	27-13	101-881	96-202	48-355
2003	44	764	17.4	11	315	311	389	37.6	65	20	35	10	12-17	56-59	2265	26-12	100-907	76-1162	27-182
2004	25	585	23.4	9	138	212	264	24.0	32	17	10	5	13-22	29-29	2,514	23-16	101-779	53-163	33-237
2005	34	864	25.4	13	199	185	249	21.4	29	13	14	2	15-20	28-29	2,884	19-10	91-743	42-165	41-292
2006	41	886	21.6	7	121	193	194	17.5	25	11	10	4	12-16	22-23	2,968	15-7	86-696	55-170	24-193
2007	64	1,331	20.8	10	58	220	249	20.75	29	12	14	3	16-18	25-25	2,530	17-9	79-654	71-195	27-177
2008	60	1,387	23.1	18	197	223	305	23.5	37	14	20	3	16-19	33-34	2,369	28-6	71-550	68-179	23-144
2009	61	1,332	21.8	8	65	266	364	30.3	48	15	32	1	10-12	46-47	1,743	24-12	64-519	69-154	24-159
2010	45	855	19.0	9	164	414	414	31.8	50	17	28	5	21-27	49-50	2,342	23-8	65-473	90-208	42-284
2011	52	1,121	21.6	27	381	239	367	28.2	48	10	32	6	11-16	46-47	2,570	24-13	65-609	87-201	38-242
2012	52	1,225	23.6	16	192	284	365	28.1	47	12	31	4	13-23	44-46	2,882	32-16	87-656	95-230	33-225

## OPPONENT YEAR-BY-YEAR STATS

Year	Gms	Plays	Total Yards	Yds/ Gam	Yds/ Play	Rush Att	Rush Yds	Rush Yds/ Game	Yds/ Rush	Pass Att	Pass Cmp	Pass Yds	Had Int.	Cmp %	Pass Yd/ Game	Punt Avg.	PR	Yds.
1954	10	NA	2858	285.8	NA	NA	2022	202.2	NA	138	66	836	NA	NA	83.6	NA	NA	NA
1955	10	630	2813	281.3	4.5	492	2044	204.4	4.1	138	57	809	13	.413	80.9	32.3	NA	353
1956	10	696	3045	304.5	4.3	601	2515	251.5	4.2	95	44	530	9	.463	53.0	32.5	NA	407
1957	10	622	2364	236.4	3.8	482	1528	152.8	3.2	140	61	836	15	.436	83.6	35.4	NA	293
1958	10	611	2692	269.2	4.4	469	1634	163.4	3.5	142	77	1058	11	.542	105.8	34.9	35	472
1959	10	575	2562	256.2	4.4	442	1582	158.2	3.6	133	62	980	16	.466	98.0	36.9	42	433
1960	10	642	2517	251.7	3.9	486	1715	171.5	3.5	156	70	802	18	.448	80.2	37.2	37	467
1961	10	666	2712	271.2	4.1	523	1928	192.8	3.6	143	69	784	8	.482	78.4	35.7	39	638
1962	10	615	2672	267.2	2.3	421	1408	140.8	3.3	194	98	1264	11	.505	126.4	35.3	25	174
1963	10	647	2693	269.3	4.2	454	1670	167.0	3.6	199	94	923	13	.472	92.3	36.1	22	144
1964	10	660	2929	292.9	4.4	469	1904	190.4	4.1	191	97	1025	9	.508	102.5	34.5	33	292
1965	10	680	2545	254.5	3.7	426	1254	125.4	2.9	254	114	1291	23	.449	129.1	38.1	41	387
1966	10	637	2749	274.9	4.3	426	1409	140.9	3.3	211	107	1340	16	.507	134.0	38.9	34	323
1967	11	688	2809	255.4	4.1	466	1461	128.1	3.1	245	116	1348	17	.473	122.5	36.2	36	213
1968	10	711	3125	312.5	4.4	487	1660	166.0	3.4	224	106	1465	13	.473	146.5	37.3	26	265
1969	10	733	2963	296.3	4.0	515	1715	171.5	3.3	218	113	1248	13	.518	124.8	38.8	44	525
1970	11	848	3638	330.7	4.3	597	2232	202.9	3.7	251	116	1406	16	.462	127.8	36.4	50	429
1971	11	842	3825	347.7	4.5	655	2623	238.5	4.0	177	93	1202	8	.795	109.3	37.4	35	355
1972	11	800	3663	333.3	4.6	532	1986	180.5	3.7	268	129	1677	15	.481	152.4	37.7	24	162
1973	11	790	3712	337.4	4.7	576	2394	217.6	4.2	214	106	1318	16	.495	119.9	39.4	22	247
1974	11	776	3812	346.5	4.9	566	2386	216.9	4.2	210	106	1426	14	.505	129.6	38.9	20	93
1975	11	760	3720	338.2	4.9	625	2945	267.7	4.7	144	64	775	6	.444	70.4	38.6	20	195
1976	11	796	4374	397.6	5.5	605	2965	269.5	4.9	191	98	1409	7	.513	128.1	37.3	19	104
1977	11	756	3555	323.2	4.7	551	2330	211.8	4.2	205	90	1225	15	.439	111.3	39.8	33	232
1978	11	760	3213	292.1	4.2	517	1858	168.9	3.6	243	106	1355	20	.436	123.2	38.4	25	211
1979	11	717	3390	308.2	4.7	507	2276	206.9	4.5	210	93	1114	12	.443	101.3	39.5	19	139
1980	11	757	3531	321.0	4.7	476	1686	153.3	3.5	281	148	1845	15	.527	167.7	NA	29	148
1981	11	795	3400	309.1	4.3	558	2000	181.8	3.6	237	121	1400	19	.510	127.3	38.7	34	367
1982	11	808	3787	344.3	4.7	527	1845	167.7	3.5	281	147	1942	16	.525	176.5	39.1	36	228
1983	11	790	3971	361.0	5.0	481	1816	165.1	3.8	309	172	2155	18	.557	195.9	37.9	25	118
1984	11	859	4542	412.9	5.3	632	2700	245.5	4.3	227	129	1842	19	.569	167.5	37.5	21	151
1985	11	824	4160	378.2	5.0	562	2332	212.0	4.2	262	134	1828	7	.511	166.2	43.1	37	243
1986	11	868	4422	402.0	5.1	470	1907	173.4	4.1	398	229	2575	16	.575	234.1	37.5	32	275
1987	11	883	4216	383.3	4.8	523	1920	174.5	3.7	360	177	2296	13	.492	208.7	37.4	39	294
1988	11	783	2907	264.3	3.7	451	1140	103.6	2.5	332	155	2303	21	.467	209.4	38.9	29	228
1989	11	737	3349	304.4	4.5	469	1503	136.6	3.2	268	137	1846	14	.511	167.8	39.0	25	166
1990	11	772	3054	277.6	3.9	434	1206	109.6	2.8	338	163	1848	17	.482	168.0	41.7	35	265
1991	11	710	3346	304.2	4.7	381	1349	122.6	3.5	329	175	1997	18	.532	181.5	34.0	33	257
1992	12	889	4272	356.0	4.8	544	1978	164.8	4.5	405	214	2294	10	.614	191.2	38.4	34	334
1993	11	835	4557	414.3	5.5	495	2133	193.9	4.3	340	219	2424	10	.644	220.4	38.8	20	131
1994	11	748	3564	324.0	4.8	408	1493	135.7	3.7	340	192	2071	9	.565	188.3	40.2	22	254
1995	11	788	4645	422.3	5.9	471	2104	191.3	3.5	317	215	2541	12	.554	231.0	38.2	24	196
1996	11	810	4706	427.8	5.8	509	2501	227.4	4.9	301	166	2205	9	.551	200.5	37.9	25	260
1997	11	760	4170	379.1	5.5	409	1432	130.2	4.9	351	194	2738	8	.553	248.9	41.8	22	190
1998	11	757	4119	374.5	5.4	443	1848	168.0	4.2	314	164	2271	19	.522	206.5	37.4	17	172
1999	12	882	4313	359.4	4.9	520	1887	157.3	3.6	362	195	2426	15	.539	202.2	37.4	39	383
2000	11	827	4131	375.5	5.0	509	2101	191.0	4.1	318	176	2030	10	.553	184.5	38.5	26	164
2001	11	796	3952	359.3	5.0	396	1562	142.0	3.4	342	201	2390	7	.588	217.3	36.1	35	328
2002	13	962	4211	300.8	4.4	525	2336	125.3	3.3	437	217	2457	16	.497	245.7	32.7	34	311
2003	13	986	5473	421.0	5.6	470	2194	136.9	3.8	516	305	3693	11	.591	284.1	38.6	33	285
2004	11	701	2,435	221.4	3.5	429	1,126	102.4	2.6	272	118	1,309	9	.434	119.0	39.9	33	377
2005	12	841	3,584	298.7	4.3	461	1,841	107.2	2.8	280	185	2,298	13	.487	191.5	39.8	45	381
2006	12	750	3,806	317.2	5.1	481	1806	150.5	3.8	269	138	2,000	7	.513	166.7	40.5	29	181
2007	12	916	4,727	393.9	5.2	517	2,237	186.4	4.3	399	218	2,490	10	.546	207.5	42.3	17	53
2008	13	889	5,082	390.9	5.7	442	1,849	142.2	4.2	447	278	3,233	18	.622	248.7	43.4	22	128
2009	12	762	4,335	361.2	5.7	425	1,669	139.1	3.9	337	211	2,666	8	.626	222.2	41.2	11	112
2010	13	839	4,412	339.4	5.3	433	1,486	114.3	3.4	406	246	2,926	9	.606	225.1	38.5	20	157
2011	13	865	4,614	354.9	5.3	458	1,706	131.2	3.7	407	234	2,908	27	.575	223.7	39.7	15	69
2012	13	949	5,261	404.7	5.5	494	2,012	154.8	4.1	455	264	3,249	16	.580	249.9	39.2	13	105

## OPPONENT YEAR-BY-YEAR STATS

Year	KOR	Yards	Int	Yards	1st Downs	Pts/ Game	Total TD	Rush TD	Pass TD	Ret. TD	FGM-A	PAT	Punt Yds.	Fumbles	Penalties	3rd Down Conv.	Sacks by
1954	NA	NA	NA	NA	140	NA	NA	NA	NA	NA	NA	NA	NA	NA	NA	NA	NA
1955	NA	637	8	NA	111	19.3	29	18	7	4	0-1	NA	1066	34-24	-448	NA	NA
1956	NA	518	11	NA	170	16.9	25	19	5	1	0-2	NA	1961	33-16	-717	NA	NA
1957	NA	520	11	NA	123	6.7	10	5	4	1	0-3	NA	2371	25-15	-490	NA	NA
1958	28	390	15	NA	139	16.0	24	17	6	1	0-0	NA	1958	22-13	-492	NA	NA
1959	29	458	16	243	122	20.1	29	16	10	3	3-5	18-25	2177	22-12	71-696	NA	NA
1960	31	540	7	15	157	11.3	15	9	6	0	3-4	10-11	1752	22-11	42-426	NA	NA
1961	28	531	6	20	149	14.9	20	12	6	2	4-8	11-15	2106	19-11	46-501	NA	NA
1962	23	443	5	40	128	13.9	19	NA	5	NA	4-7	11-13	2225	17-8	47-406	NA	NA
1963	33	598	11	104	153	9.1	12	NA	6	NA	2-6	9-9	2085	11-9	39-259	NA	NA
1964	28	539	9	109	163	19.4	20	NA	5	NA	0-4	20-22	1691	16-9	62-576	NA	NA
1965	32	557	7	NA	147	11.0	14	NA	5	NA	4-9	12-12	2171	12-8	48-428	NA	NA
1966	40	782	12	50	140	16.8	22	10	11	1	5-8	21-22	2687	16-9	53-487	NA	NA
1967	43	836	6	101	162	7.9	12	4	7	1	2-9	7-10	2568	26-13	43-423	NA	NA
1968	39	895	17	198	171	18.5	25	13	11	1	6-9	13-16	2496	28-17	54-471	NA	NA
1969	33	694	9	146	180	20.1	24	17	4	3	11-18	18-21	2223	21-11	56-543	NA	N
1970	21	420	18	195	216	16.3	24	15	9	0	6-17	17-21	2623	43-23	69-564	NA	NA
1971	21	362	17	239	211	24.9	37	27	10	0	6-10	30-34	2355	46-21	61-582	NA	NA
1972	57	1195	18	278	212	20.6	29	18	10	1	9-16	26-28	2259	22-10	55-616	NA	NA
1973	59	1064	12	34	204	21.2	31	20	8	3	6-14	19-23	2125	29-17	47-433	NA	NA
1974	51	1020	12	121	224	19.1	28	21	7	0	5-11	17-19	2064	32-16	49-432	NA	NA
1975	41	758	12	43	200	17.9	25	19	5	1	8-14	21-22	2356	29-18	53-506	NA	NA
1976	17	342	11	61	227	23.4	32	22	10	0	12-18	26-29	1865	27-16	52-404	NA	NA
1977	35	667	11	153	177	15.2	21	10	9	2	9-16	28-28	2448	50-23	57-487	NA	NA
1978	45	1066	15	143	170	17.4	21	11	7	3	15-20	18-19	2474	28-13	52-538	NA	29-208
1979	31	540	8	73	168	19.4	27	21	6	0	8-10	23-25	2842	22-10	60-598	NA	NA
1980	21	525	15	97	190	19.3	27	13	12	2	7-18	25-25	NA	30-16	74-677	NA	NA
1981	21	460	16	216	200	20.3	27	14	12	2	9-20	24-25	2440	26-13	47-392	NA	NA
1982	26	447	10	143	192	23.2	30	18	11	1	16-25	25-25	2775	27-15	63-591	NA	NA
1983	34	690	15	139	222	22.4	30	16	11	2	10-15	24-24	2340	21-10	49-500	70-157	24-183
1984	33	549	19	103	256	28.3	39	33	6	0	13-17	32-33	1948	30-15	59-506	74-161	25-182
1985	32	684	18	240	223	27.7	40	21	15	3	9-16	34-35	3101	23-12	69-635	63-188	52-390
1986	49	928	18	164	241	22.6	29	14	12	3	16-26	25-25	2098	30-18	73-630	61-171	17-85
1987	37	598	15	258	232	27.4	39	25	10	3	10-17	28-30	2246	36-15	63-538	71-166	31-234
1988	45	822	10	235	165	12.9	12	5	6	1	20-27	8-9	2841	31-13	76-636	58-179	9-94
1989	45	791	18	393	176	19.4	27	12	11	4	8-12	23-23	2654	36-17	57-514	54-157	11-62
1990	32	498	9	20	180	14.7	19	6	11	1	10-19	14-14	3083	22-13	64-494	61-176	35-212
1991	48	830	9	78	173	16.8	23	12	10	1	8-12	23-23	2807	27-17	47-396	46-153	26-203
1992	31	613	10	46	227	15.3	20	8	12	0	15-25	19-19	2668	25-13	66-525	67-192	28-194
1993	38	735	13	184	252	25.9	36	19	17	0	10-15	29-29	1936	30-13	69-579	71-163	14-110
1994	51	1018	12	110	208	22.8	32	11	15	6	11-18	24-26	2334	19-10	59-551	53-149	16-111
1995	40	784	12	138	255	32.2	46	24	20	1	12-18	38-41	1529	21-9	64-551	69-146	30-205
1996	35	635	10	252	239	36.4	53	25	20	9	12-13	41-45	1934	18-9	69-652	72-163	33-261
1997	47	1033	14	29	206	24.5	33	12	19	1	13-18	28-29	2511	19-10	80-692	54-155	20-112
1998	62	1167	11	187	211	27.4	40	25	12	1	7-10	35-35	2271	20-6	69-587	51-148	27-197
1999	41	825	9	148	241	25.2	35	20	12	3	19-25	32-32	2131	25-11	98-824	53-174	27-178
2000	45	1037	11	152	228	28.0	40	24	14	2	10-17	36-39	2217	28-14	96-772	66-173	35-216
2001	45	1039	7	17	232	20.3	29	10	18	1	7-18	28-28	46-1659	20-16	98-796	64-156	17-102
2002	54	1177	11	136	252	17.0	29	13	13	3	13-19	22-24	2614	31-15	104-907	57-206	11-54
2003	42	1084	7	62	301	29.6	46	17	28	1	23-28	36-39	2279	27-10	87-772	72-199	17-89
2004	32	773	16	306	135	19.7	23	6	12	5	19-25	23-23	3,229	14-6	67-531	50-180	31-198
2005	29	628	14	169	205	19.3	25	11	10	4	12-21	24-25	3,306	17-11	88-677	56-191	28-183
2006	30	713	16	109	198	21.8	29	16	12	1	20-25	26-27	2,914	13-5	75-634	55-166	19-119
2007	43	947	12	470	243	28.3	37	18	14	5	26-35	35-36	2794	20-6	79-636	70-202	26-191
2008	57	1,261	14	244	278	26.3	39	17	20	2	19-21	38-29	2,214	19-10	64-591	69-174	29-197
2009	65	1,435	13	234	217	31.2	49	26	20	3	11-16	47-49	2,306	15-6	78-797	68-160	32-210
2010	76	1,669	14	156	209	21.3	36	12	21	3	10-18	29-31	2,846	36-20	83-749	60-181	39-229
2011	62	1,399	12	107	230	24.7	39	18	17	4	16-22	37-38	2,419	30-12	65-609	69-178	33-220
2012	32	644	17	211	248	25.6	41	20	20	1	14-21	33-36	3,642	12-8	67-524	53-198	39-253



**PERRIN BUSBEE**

Years at NC State: 1892, 1996, 97  
Record at NC State: 1-0

**1892**

Record: 1-0

3/12 H W Raleigh Academy 14-6

**BART GATLIN**

Years at NC State (3): 1893-95  
Record at NC State: 3-4-1

**1893**

Record: 2-0

11/8 H W Tennessee 12-6  
H W Raleigh Academy 13-0

**1894**

Record: 0-2

10/12 A L North Carolina 0-44  
10/20 H L North Carolina 0-16

**1895**

Record: 1-2-1

10/12 A L North Carolina 0-36  
10/19 H T Wake Forest 4-4  
10/25 N L VMI 6-42  
11/18 H W Richmond 40-0  
N - at Atlanta, Ga.

**1896**

Coach: Perrin Busbee  
Record: 3-2

H W Guilford 6-0

**1897**

Coach: Perrin Busbee  
Record: 1-2

10/02 H L Guilford 0-18  
10/22 A L North Carolina 0-40  
H W Davidson 19-0

**W.C. RIDDICK**

Years at NC State (2): 1898-99  
Record at NC State: 2-6-4

**1898**

Record: 1-3-2

10/15 A L North Carolina 0-34

**1899**

Record: 1-3-2

10/07 A L North Carolina 0-34  
10/14 N L Clemson 0-24  
10/21 H W Bingham 18-0  
10/28 H T North Carolina 11-11  
11/17 H T Davidson 0-0  
N - at Rock Hill, S.C.

**DR. JOHN MCKEE**

Years at NC State: 1900-01  
Record at NC State: 1-6

**1900**

Record: 0-4

10/25 H L Virginia Tech 2-18  
11/10 A L South Carolina 5-17  
11/12 N L Davidson 0-17  
11/29 H L South Carolina 0-12  
N - at Charlotte, N.C.

**1901**

Record: 1-2

10/16 A L North Carolina 0-39  
11/16 H L North Carolina 0-30  
H W Davidson 27-6

**ARTHUR DEVLIN**

Years at NC State: 1902-03  
Record at NC State: 7-8-2

**1902**

Record: 3-4-2

10/4 A L Clemson 5-11  
10/6 A T Furman 0-0  
10/13 H L Furman 2-5  
10/18 A L Virginia Tech 6-10  
10/20 N1 W St. Albans 10-0  
10/31 H W Guilford 28-5  
11/8 H T North Carolina 0-0  
11/19 N2 L Davidson 0-5  
11/27 H W Richmond 30-5  
N1 - at Roanoke, Va.; N2 - Greensboro, N.C.

**1903**

Record: 4-4

10/05 H W Guilford 50-0  
10/12 A L VMI 0-6  
10/17 A L Virginia Tech 0-21  
10/19 H W DMI 33-0  
10/28 H L Clemson 0-24  
11/02 H L Kentucky 0-18  
11/12 H W South Carolina 6-5  
11/14 A W Richmond 53-0  
N1 - at Danville, Va.; N2 - at Columbia, S.C.

**W.S. KEINHOLTZ**

Years at NC State: 1904  
Record at NC State: 3-1-2

**1904**

Record: 3-1-2

9/24 H W Guilford 59-0  
10/01 A W VMI 6-0  
10/22 A L Virginia 0-5  
11/05 H T South Carolina 0-0  
11/16 A T North Carolina 6-6

11/24 H W Clemson

8-0

N - at Norfolk, Va.

**GEORGE WHITNEY**

Years at NC State: 1905  
Record at NC State: 4-1-1

**1905**

Record: 4-1-1

9/28 H W VMI 5-0  
10/07 A L Virginia 0-10  
10/27 A W South Carolina 29-0  
11/11 H T North Carolina 0-0  
11/18 H W Wash. & Lee 22-0  
11/30 N W Davidson 10-0  
at Winston-Salem, N.C.

**WILLIE HESTON**

Years at NC State: 1906  
Record at NC State: 3-1-4

**1906**

Record: 3-1-4

9/29 H W Randolph Macon 39-0  
10/06 A T Virginia 0-0  
10/11 H T Richmond 0-0  
10/13 H W VMI 17-0  
10/15 H T Wash. & Lee 4-4  
10/18 H W William & Mary 40-0  
10/25 N1 T Clemson 0-0  
11/29 N2 L Virginia Tech 0-6  
N1 - at Columbia, S.C.; N2 - at Richmond, Va.

**MICKY WHITEHURST**

Years at NC State: 1907-08  
Record at NC State: 12-1-1

**1907**

South Atlantic Champions  
Record: 6-0-1

H W Randolph Macon 20-0  
10/12 A W Richmond 7-4  
H W Roanoke 22-0  
10/26 H W Richmond 11-0  
11/16 H W Davidson 6-0  
H T N.C. All Stars 5-5  
11/23 N W Virginia 10-4  
N - at Norfolk, Va.

**1908**

Record: 6-1

9/30 H W Wake Forest 25-0  
10/12 H W William & Mary 20-0  
10/17 H W Georgetown 5-0  
11/07 A W Davidson 0-6  
11/14 N L Virginia 21-0  
11/21 A W Wake Forest 76-0  
11/26 N W Virginia Tech 6-5

**EDDIE GREEN**

Years at NC State: 1909-13  
Record at NC State: 25-8-2

**1909**

Record: 6-1

10/09 H W Maryville 39-0  
10/16 N W Md. Ath. Club 12-0  
10/22 H W Kentucky 15-6  
10/30 H W Maryland 31-0  
11/06 A W Wash. & Lee 3-0  
11/13 H W USS Franklin 5-0  
11/25 N L Virginia Tech 5-18  
N - at Norfolk, Va.

**1910**

South Atlantic Champions  
Coach: Eddie Green

10/08 H T Georgetown 0-0  
10/15 H T Villanova 6-6  
10/22 H W Eastern 33-0  
11/12 H W Richmond 53-0  
11/19 H W Wake Forest 28-3  
11/24 N W Virginia Tech 5-3  
N - at Norfolk, Va.

**1911**

Record: 5-3

10/07 H W USS Franklin 23-0  
10/14 A L VMI 5-6  
10/21 H W Bucknell 6-0  
10/28 H W Tennessee 16-0  
11/04 H L Navy 6-17  
11/11 H W Wash. & Lee 15-3  
11/18 H W Wake Forest 13-5  
11/30 N L Virginia Tech 0-3  
N - at Norfolk, Va.

**1912**

Record: 4-3

10/05 H W USS Franklin 21-0  
10/12 H W Va. Med. College 7-0  
10/19 H L Georgetown 0-48  
10/26 A W Davidson 7-0  
11/02 A W Wake Forest 12-0  
11/16 A L Navy 0-40  
11/28 N L Wash. & Lee 6-16  
N - at Norfolk, Va.

**1913**

South Atlantic Champions  
Record: 6-1

10/11 H W USS Franklin 54-0  
10/18 H W Davidson 26-6  
10/25 A W Georgetown 12-0  
11/01 H W Wake Forest 37-0  
11/08 H L VMI 7-14  
11/15 H W Va. Med. College 13-7  
11/27 H W Wash. & Lee 6-0

**JACK HEGARTY**

Years at NC State: 1914-15  
Record at NC State: 5-6-2

**1914**

Record: 2-3-1

10/03	H	W	Wake Forest	51-0
10/22	H	W	West Virginia	26-13
10/31	H	L	Navy	14-16
11/07	H	T	Georgetown	7-7
11/14	H	L	Wash. & Lee	0-7
11/26	N	L	Virginia Tech	0-3
N - at Roanoke, Va.				

**1915**

Record: 3-3-1

10/09	H	T	Roanoke	0-0
10/16	H	W	Wake Forest	7-0
10/21	H	L	South Carolina	10-19
10/30	H	W	Navy	14-12
11/06	H	L	Georgetown	0-28
11/09	H	W	Gallaudet	27-7
11/25	H	L	Wash. & Lee	13-48

**BRIT PATTERSON**

Years at NC State: 1916  
Record at NC State: 2-5

**1916**

Record: 2-5

9/30	H	W	Roanoke	13-3
10/07	H	L	Davidson	0-16
10/19	H	W	Wake Forest	6-0
10/28	N	L	Virginia Tech	0-40
11/11	H	L	Navy	0-50
11/18	H	L	Georgetown	5-61
11/30	H	L	Wash. & Lee	0-21
N - at Norfolk, Va.				

**HARRY HARTSELL**

Years at NC State: 1917, 21-23  
Record at NC State: 16-18-4

**1917**

Record: 6-2-1

9/29	A	W	Guilford	19-0
10/06	H	W	Davidson	7-3
10/13	H	W	Roanoke	28-0
10/18	H	W	Wake Forest	17-6
10/27	A	L	Washington & Lee	7-27
11/03	H	W	Maryland	10-6
11/10	N1	W	VMI	17-0
11/17	N2	T	Virginia Tech	7-7
11/29	H	L	West Virginia	0-21
N1 - at Richmond, Va.; N2 - at Norfolk, Va.				

**TAL STAFFORD**

Years at NC State: 1918  
Record at NC State: 1-3

**1918**

Record: 1-3

11/02	H	W	Guilford	54-0
11/10	A	L	Georgia Tech	0-128
11/16	N	L	Virginia Tech	0-25
11/23	H	L	Wake Forest	0-21
N - at Norfolk, Va.				

**BILL FETZER**

Years at NC State: 1919-20  
Record at NC State: 14-5

**1919**

Record: 7-2

9/27	H	W	Guilford	80-0
10/04	A	L	Navy	0-49
10/11	H	W	Hampton Roads	100-0
10/18	H	W	Roanoke	78-0
10/23	H	L	North Carolina	12-13
11/01	N1	W	VMI	21-0
11/08	A	W	Davidson	36-6
11/15	H	W	Virginia Tech	3-0
11/27	H	W	Wake Forest	21-7
N1 - at Roanoke, Va.; N2 - at Norfolk, Va.				

**1920**

Record: 7-3

9/25	H	W	Davidson	23-0
10/02	A	W	Navy	14-7
10/09	A	L	Georgetown	0-27
10/16	A	L	Penn State	0-41
10/21	H	W	North Carolina	13-3
10/30	A	L	VMI	0-14
11/06	H	W	William & Mary	81-0
11/11	N	W	Virginia Tech	14-6
11/20	H	W	Wofford	90-7
11/25	H	W	Wake Forest	49-7
N - at Norfolk, Va.				

**HARRY HARTSELL**

Years at NC State: 1921-23  
Record at NC State: 10-16-3

**1921**

Record: 3-3-3

9/24	H	W	Randolph Macon	21-0
10/01	A	L	Navy	0-40
10/08	A	L	Penn State	0-35
10/20	H	W	North Carolina	7-0
10/29	H	T	VMI	7-7
11/05	A	T	Davidson	3-3
11/11	N	L	Virginia Tech	3-7
11/19	H	W	Wake Forest	14-0
11/24	H	T	Maryland	6-6
N - at Norfolk, Va.				

**1922**

Record: 4-6

9/30	H	W	Randolph Macon	20-2
10/07	A	L	Wash. & Lee	6-14
10/14	H	W	Roanoke	13-0
10/19	H	L	North Carolina	9-14
10/28	N	L	VMI	0-14
11/04	H	W	Davidson	15-0
11/11	N	L	Virginia Tech	0-24
11/18	A	L	Georgia Tech	0-17
11/25	A	W	Wake Forest	32-0
11/30	H	L	Maryland	6-7
N - at Norfolk, Va.				

**1923**

Record: 3-7

9/29	H	W	Roanoke	6-0
10/06	A	L	Penn State	0-16
10/13	H	W	South Carolina	7-0
10/18	H	L	North Carolina	0-14
10/27	A	L	VMI	7-22
11/03	A	W	Davidson	12-6
11/10	N	L	Virginia Tech	0-16
11/17	H	L	Maryland	12-26
11/24	H	L	Wake Forest	0-14
11/29	A	L	Washington & Lee	12-20
N - at Norfolk, Va.				

**BUCK SHAW**

Years at NC State: 1924  
Record at NC State: 2-6-2

**1924**

Coch Buck Shaw  
Record: 2-6-2

9/27	H	W	Duke	14-0
10/04	A	L	Penn State	6-51
10/11	A	L	South Carolina	0-10
10/16	H	L	North Carolina	0-10
10/25	N1	L	VMI	7-17
11/01	N2	T	Davidson	10-10
11/08	H	W	Virginia Tech	6-3
11/15	A	T	Maryland	0-0
11/22	H	L	Wake Forest	0-12
11/27	H	L	Washington & Lee	0-34
N1 - at Richmond, Va; N2 - at Pinehurst, N.C.				

**GUS TEBELL**

Years at NC State: 1925-29  
Record at NC State: 21-25-2

**1925**

Record: 3-5-1

9/25	H	W	Richmond	20-0
10/03	A	W	Duke	13-0
10/11	H	L	South Carolina	6-7
10/15	H	L	North Carolina	6-17
10/24	N	L	VMI	6-27
10/31	A	L	Davidson	0-9
11/07	A	T	Virginia Tech	0-0

11/14	H	W	Wake Forest	6-0
11/21	H	L	Washington & Lee	0-14
N - at Richmond, Va.				

**1926**

Record: 4-6

9/25	H	W	Elon	10-0
10/02	H	L	Furman	0-31
10/09	A	L	Clemson	3-7
10/16	H	L	Davidson	0-3
10/23	N	L	VMI	0-7
10/30	A	L	North Carolina	0-12
11/06	H	W	Lenoir-Rhyne	6-0
11/13	H	W	Duke	26-19
11/20	A	L	South Carolina	14-20
11/25	H	W	Wake Forest	7-3
N - at Richmond, Va.				

**1927**

Southern Conference Champions

Record: 9-1

9/24	H	W	Elon	39-0
9/30	A	L	Furman	0-20
10/08	H	W	Clemson	18-6
10/13	H	W	Wake Forest	30-7
10/22	N1	W	Florida	12-6
10/29	H	W	North Carolina	19-6
11/05	N2	W	Davidson	25-6
11/12	A	W	Duke	20-18
11/24	A	W	South Carolina	34-0
12/03	H	W	Michigan State	19-0
N1 - at Tampa, Fla.; N2 - at Greensboro, N.C.				

**1928**

Record: 4-5-1

9/28	H	W	Elon	57-0
10/06	A	L	Wash. & Lee	6-38
10/12	N1	L	Clemson	0-7
10/18	H	W	Wake Forest	37-0
10/27	N2	L	Florida	7-14
11/03	H	T	North Carolina	6-6
11/10	N3	W	Davidson	14-7
11/17	H	L	Duke	12-14
11/24	A	L	Michigan State	0-7
11/29	H	W	South Carolina	18-7
N1 - at Florence, S.C.; N2 - at Jacksonville, Fla.; N3 - at Greensboro, N.C.				

**1929**

Record: 1-8

10/04	H	L	Wash. & Lee	6-27
10/11	N	L	Clemson	0-26
10/17	H	W	Wake Forest	8-6
10/26	A	L	Michigan State	6-40
11/02	A	L	North Carolina	0-32
11/09	H	L	Davidson	0-13
11/16	A	L	Duke	12-19
11/23	A	L	Villanova	6-24
11/30	H	L	South Carolina	6-20
N - at Florence, S.C.				

**JOHN VAN LIEW**

Years at NC State: 1930  
Record at NC State: 2-8

**1930**

Record: 2-8

9/20	H	W	High Point	34-0
9/27	A	L	Davidson	0-12
10/04	N1	L	Florida	0-27
10/11	N2	L	Clemson	0-27
10/16	H	L	Wake Forest	0-7
10/25	H	W	Mississippi State	14-0
11/01	H	L	Presbyterian	0-2
11/07	A	L	North Carolina	6-13
11/15	H	L	Duke	0-18
11/22	A	L	South Carolina	0-19
N1 - at Tampa, Fla.				
N2 - at Charlotte, N.C.				

**CLIPPER SMITH**

Years at NC State: 1931-33  
Record at NC State: 10-11-5

**1931**

Record: 3-6

9/26	N1	W	Davidson	18-7
10/03	H	L	Florida	0-34
10/10	N2	L	Clemson	0-6
10/16	H	L	Wake Forest	0-6
10/24	H	L	Catholic U	7-12
10/31	H	L	North Carolina	15-18
11/07	A	W	Mississippi State	6-0
11/14	A	W	Duke	14-0
11/21	A	L	South Carolina	0-21
N1 - at Norfolk, Va.; N2 - at Greensboro, N.C.				

**1932**

Record: 6-1-2

9/24	H	W	Appalachian	31-0
10/01	A	W	Richmond	9-0
10/08	H	W	Clemson	13-0
10/15	H	T	Wake Forest	0-0
10/22	N	W	Florida	17-6
10/29	A	L	North Carolina	0-13
11/05	A	W	Davidson	7-3
11/12	H	W	Duke	6-0
11/24	H	T	South Carolina	7-7
N - at Tampa, Fla.				

**1933**

Record: 1-5-3

9/23	H	W	Catawba	7-0
9/30	A	L	Georgia	10-20
10/07	A	L	Clemson	0-9
10/14	H	T	Florida	0-0
10/21	H	T	Wake Forest	0-0
10/28	H	T	Davidson	6-6
11/04	H	L	North Carolina	0-6
11/11	A	L	South Carolina	0-14
11/25	A	L	Duke	0-7

**HUNK ANDERSON**

Years at NC State: 1934-36  
Record at NC State: 11-17-1

**1934**

Record: 2-6-1

9/29	N1	W	Davidson	7-0
10/06	H	L	Wake Forest	12-13
10/13	H	W	South Carolina	6-0
10/20	N2	L	Florida	0-14
10/27	A	T	North Carolina	7-7
11/03	H	L	Clemson	6-12
11/10	A	L	Virginia Tech	6-7
11/17	A	L	Georgia	0-27
12/01	A	L	Duke	0-32
N1 - at Greensboro, N.C.				
N2 - at Tampa, Fla.				

**1935**

Record: 6-4

9/28	H	W	Davidson	14-7
10/05	A	W	South Carolina	14-0
10/12	H	W	Wake Forest	21-6
10/19	H	L	Georgia	0-13
10/26	A	W	Manhattan	20-0
11/02	H	L	North Carolina	6-35
11/09	N2	W	Va. Tech	6-0
11/16	A	W	Richmond	6-0
11/23	H	L	Duke	0-7
11/30	A	L	Catholic U	0-8
N1 - at Greensboro, N.C.; N2 - at Portsmouth, Va.				

**1936**

Record: 3-7

9/19	H	W	Elon	12-0
9/26	H	L	Davidson	2-6
10/03	H	L	Wake Forest	0-9
10/09	A	L	Manhattan	6-13
10/17	H	W	Furman	27-0
10/24	H	W	Virginia Tech	13-0
10/31	A	L	North Carolina	6-21
11/07	A	L	Boston College	3-7
11/14	A	L	Catholic U	6-7
11/26	A	L	Duke (NR/11)	0-13

**DOC NEWTON**

Years at NC State: 1937-43  
Record at NC State: 24-39-6

**1937**

Record: 5-3-1

9/18	N	W	Davidson	6-2
10/02	H	L	North Carolina	0-20
10/09	A	T	Furman	7-7
10/16	H	W	Virginia Tech	13-7
10/23	A	W	Wake Forest	20-0
10/30	A	W	Boston College	12-7
11/06	H	W	The Citadel	26-14
11/13	A	L	Manhattan	0-15
11/20	H	L	Duke	7-20
N - at Greensboro, N.C.				

**1938**

Record: 3-7-1

9/24	A	W	Davidson	19-7
10/01	H	L	North Carolina	0-21
10/08	A	L	Alabama	0-14
10/15	H	W	Wake Forest	19-7
10/22	H	T	Furman	7-7
10/29	A	L	Virginia Tech	0-7
11/05	A	L	Manhattan	0-3
11/12	H	L	Detroit	0-7
11/19	A	L	Duke (NR/4)	0-7
11/26	H	L	Carnegie Tech (6)	0-14
12/03	N	W	Citadel	14-6
N - at Wilmington, N.C.				

**1939**

Record: 2-8

9/23	N1	W	Davidson	18-14
9/29	H	L	Tennessee	0-13
10/07	N2	L	Clemson	6-25
10/14	H	L	Wake Forest	0-32
10/21	A	L	Detroit	6-21
11/04	A	L	N. Carolina (NR/9)	0-17
11/11	H	L	Duquesne (NR/12)	0-7
11/18	A	W	Furman	12-7
11/25	H	L	Duke (NR/8)	0-28
12/01	A	L	Miami (Fla.)	7-27
N1 - at Greensboro, N.C.; N2 - at Charlotte, N.C.				

**1940**

Record: 3-6

9/20	H	W	William & Mary	16-0
9/28	H	W	Davidson	34-0
10/05	N	L	Clemson	7-26
10/19	H	L	North Carolina	7-13
10/26	H	L	Mississippi St.	10-26
11/02	H	L	Furman	6-20
11/09	H	L	Wake Forest	14-20
11/16	H	W	The Citadel	20-14
11/23	A	L	Duke (NR/3)	6-42
N - at Charlotte, N.C.				

**1941**

Record: 4-5-2

9/20	H	W	Richmond	14-7
9/27	N1	T	Davidson	6-6
10/04	N2	L	Clemson	6-27
10/11	A	T	Furman	0-0
10/18	H	L	Wake Forest	0-7
10/25	H	W	Newberry	44-0
11/01	A	W	North Carolina	13-7
11/08	A	L	Va. Tech	13-14
11/15	A	L	Georgetown	7-20
11/22	H	L	Duke (NR/3)	6-55
11/29	A	W	William & Mary	13-0
N1 - at Greensboro, N.C.; N2 - at Charlotte, N.C.; N3 - at Winston-Salem				

**1942**

Record: 4-4-2

9/19	N1	T	Davidson	0-0
9/26	H	W	Richmond	13-0
10/03	N2	W	Clemson	7-6
10/10	H	L	N.C. Pre-Flight	7-19
10/17	H	T	Wake Forest	0-0
10/24	A	L	Holy Cross	0-28

10/31	H	W	North Carolina	21-14
11/07	A	W	Miami (Fla.)	2-0
11/14	H	L	Georgetown	20-28
11/21	A	L	Duke	0-47
N1 - at Wilmington, N.C.				
N2 - at Charlotte, N.C.				

**1943**

Record: 3-6

9/25	H	W	Newport News	18-0
10/02	N	L	Clemson	7-19
10/09	A	L	Camp Davis	0-27
10/16	H	L	Wake Forest	6-54
10/23	H	W	Greenville Air	7-6
10/30	A	L	North Carolina	13-27
11/06	H	L	Duke (NR/9)	0-75
11/13	A	W	Davidson	10-0
11/25	H	L	N.C. Pre-Flight	7-19
N - at Charlotte, N.C.				

**BEATTIE FEATHERS**

Years at NC State: 1944-51  
Record at NC State: 37-39-3

**1944**

Record: 7-2

9/23	H	W	Milligan	27-7
9/30	N1	W	Virginia	13-0
10/07	N2	L	Clemson	7-13
10/14	H	W	Catawba	12-7
10/21	H	L	Wake Forest	7-21
10/28	H	W	William & Mary	19-2
11/04	A	W	VMI	21-6
11/10	A	W	Miami (Fla.)	28-7
11/18	N1	W	Richmond	39-0
N1 - at Norfolk, Va.; N2 - at Charlotte, N.C.				

**1945**

Record: 3-6

9/22	H	W	Milligan	47-12
9/29	A	L	Virginia	6-26
10/06	H	L	Clemson	0-13
10/13	H	L	VMI	14-21
10/20	H	L	Wake Forest	18-19
10/27	H	W	William & Mary	20-6
11/03	H	W	Virginia Tech	6-0
11/10	A	L	Duke (NR/16)	13-26
11/16	A	L	Miami (Fla.)	7-21
N - at Norfolk, Va.				

**1946**

Final AP Ranking: 18th  
Record: 8-3

9/28	H	W	Duke	13-6
10/05	A	W	Clemson	14-7
10/12	H	W	Davidson	25-0
10/19	A	W	Wake Forest	14-6
10/26	A	L	Virginia Tech	6-14
11/02	A	W	VMI	49-7
11/09	A	L	Vanderbilt	0-7
11/16	H	W	Virginia	27-7
11/23	N1	W	Florida	37-6
11/30	H	W	Maryland	28-7
1/1/47	N2	L	Oklahoma (NR/14)	13-34
N1 - at Tampa, Fla.				



N2 - Gator Bowl, Jacksonville, Fla.

**1947**Final AP Ranking: 17th  
Record: 5-3-1

9/27	A	L	Duke	0-7
10/04	A	W	Davidson	14-0
10/11	H	W	Clemson	18-0
10/18	H	L	Florida	6-7
11/01	H	W	Chattanooga	21-0
11/08	A	L	N. Carolina (NR/18)	6-41
11/15	H	W	Wake Forest	20-0
11/22	A	W	Virginia (NR/16)	7-2
11/29	H	T	Maryland	0-0

**1948**

Record: 3-6-1

9/25	H	T	Duke	0-0
10/02	A	L	Clemson	0-6
10/09	H	W	Davidson	40-0
10/16	A	L	North Carolina (NR/1)	0-14
10/23	A	W	Chattanooga	7-0
10/30	A	L	Wake Forest	13-34
11/06	H	L	Virginia	14-21
11/16	A	W	Duquesne	20-6
11/20	A	L	William & Mary	6-26
11/27	H	L	Villanova	7-21

**1949**

Record: 3-7

9/24	A	L	North Carolina	6-26
10/01	H	L	Clemson	6-7
10/08	A	L	Davidson	14-20
10/15	A	L	Duke	13-14
10/22	H	L	Maryland	6-14
10/29	N	W	Virginia Tech	14-13
11/05	H	W	Richmond	20-6
11/12	H	W	Wake Forest (NR/18)	27-14
11/19	A	L	Villanova	21-45
11/26	A	L	William & Mary	7-33

N - at Norfolk, Va.

**1950**

Record: 5-4-1

9/23	A	L	N. Carolina (NR/20)	7-13
9/30	H	W	Catawba	7-6
10/07	A	L	Clemson	0-27
10/14	H	L	Duke	0-7
10/21	A	W	Maryland (NR/8)	16-13
10/28	H	W	Virginia Tech	34-6
11/04	A	W	Richmond	7-0
11/11	H	W	Davidson	15-7
11/18	A	T	Wake Forest (NR/16)	6-6
11/25	N	L	William & Mary	0-34

N - at Norfolk, Va.

**1951**

Record: 3-7

9/15	H	W	Catawba	34-0
9/22	A	L	North Carolina	0-21
9/29	H	L	Wake Forest	6-21
10/06	H	L	Clemson (NR/18)	0-6
10/13	A	L	Duke	21-27
10/20	H	L	William & Mary	28-35
10/27	A	W	Virginia Tech	19-14
11/02	A	L	Louisville	2-26
11/10	A	W	Davidson	31-0

11/17 A L Maryland (NR/5) 0-53

**HORACE HENDRICKSON**Years at NC State: 1952-53  
Record at NC State: 4-16**1952**

Record: 3-7

9/27	H	L	G. Washington	0-39
10/04	H	L	Georgia	0-49
10/11	H	W	Davidson	28-6
10/18	H	L	Duke (NR/5)	0-57
10/25	H	W	Florida State	13-7
11/01	A	L	Wake Forest	6-21
11/08	A	W	Wash. & Lee	25-4
11/15	A	L	Pittsburgh	6-48
11/22	A	L	William & Mary	6-41
12/06	A	L	Texas Tech	7-54

**1953**

Record: 1-9 (0-3 ACC/7th)

9/26	A	L	North Carolina	7-29
10/03	A	L	G. Washington	7-20
10/10	H	W	Davidson	27-7
10/17	H	L	Wake Forest	7-20
10/24	A	L	Duke (NR16)	0-31
10/31	H	L	William & Mary	6-7
11/07	A	L	Army	7-27
11/14	A	L	Pittsburgh	6-40
11/21	H	L	West Virginia (NR/19)	0-61
11/28	A	L	Florida State	13-23

**EARLE EDWARDS**Years at NC State: 1954-70  
Record at NC State: 77-88-8**1954**

Record: 2-8 (0-4 ACC/t8th)

9/18	A	L	Virginia Tech	21-30
9/25	A	L	North Carolina	6-20
10/02	A	L	Wake Forest	0-26
10/09	A	W	William & Mary	26-0
10/16	H	L	Florida State	7-13
10/23	H	L	Duke (NR/19)	7-21
10/30	H	L	Furman	6-7
11/06	A	L	Maryland	14-42
11/13	H	W	Richmond	14-6
11/20	A	L	W. Virginia (NR/14)	3-28

**1955**

Record: 4-5-1 (0-2-1 ACC/t7th)

9/17	A	L	Florida State	0-7
9/24	H	L	Duke	7-33
10/01	H	L	North Carolina	18-25
10/15	H	T	Wake Forest	13-13
10/22	A	W	Villanova	34-13
10/29	A	W	Furman	33-7
11/05	A	W	Boston U	40-13
11/12	N	L	Virginia Tech	26-34
11/19	H	W	William & Mary	28-21
11/25	H	L	West Virginia	7-27

N - at Bluefield, Va.

**1956**

Record: 3-7 (2-4 ACC/6th)

9/22	A	W	North Carolina	26-6
9/29	N	L	Va Tech (20/NR)	6-35
10/06	H	L	Clemson	7-13
10/13	H	L	Florida State	0-14
10/20	A	W	Dayton	20-0
10/27	A	L	Duke	0-42
11/03	A	L	Wake Forest	0-13
11/10	H	W	South Carolina	14-7
11/17	A	L	Penn State	7-14
11/22	H	L	Maryland	14-25

N - at Norfolk, Va.

**1957**Final AP Ranking: 15th  
ACC Champions

Record: 7-1-2 (5-0-1 ACC/1st)

9/21	A	W	North Carolina	7-0
9/28	A	W	Maryland	48-13
10/05	A	W	Clemson (13/NR)	13-7
10/12	A	W	Florida State (13/NR)	7-0
10/18	A	T	Miami (Fla.) (12/NR)	0-0
10/26	H	T	Duke (11/4)	14-14
11/02	H	W	W. Forest (10/NR)	19-0
11/09	H	L	Wm & Mary (10/NR)	6-7
11/16	N	W	Va Tech (19/NR)	12-0
11/23	A	W	S. Carolina (20/NR)	29-26

N - at Roanoke, Va.

**1958**

Record: 2-7-1 (2-5 ACC/7th)

9/20	A	W	N. Carolina (NR/10)	21-14
9/27	H	L	Maryland	6-21
10/04	A	W	Virginia	26-14
10/11	A	L	Wake Forest	7-13
10/18	A	L	William & Mary	6-13
10/25	A	L	Duke	13-20
11/01	H	T	Virginia Tech	14-14
11/08	N	L	Miss. Southern	14-26
11/15	H	L	Clemson	6-13
11/22	A	L	South Carolina	7-12

N - at Mobile, Ala.

**1959**

Record: 1-9 (0-6 ACC/t7th)

9/19	N	W	Virginia Tech	15-13
10/03	A	L	North Carolina	12-20
10/10	A	L	Clemson	0-23
10/17	H	L	Wake Forest	14-17
10/24	H	L	Duke	15-17
10/31	H	L	Wyoming	0-26
10/07	N	L	Miss. Southern	14-19
11/13	A	L	UCLA	12-21
11/21	A	L	South Carolina	7-12
12/05	A	L	Maryland	28-33

N - at Norfolk, Va.

**1960**

Record: 6-3-1 (4-1-1 ACC/2nd)

9/17	H	W	Virginia Tech	29-14
9/24	A	W	North Carolina	3-0
10/01	H	W	Virginia	26-7
10/08	H	W	Maryland	13-10
10/15	A	L	Duke	13-17
10/22	A	L	UCLA	0-7
10/29	A	W	Miss Southern	20-13
11/05	A	W	Wake Forest	14-12

11/12	A	L	Arizona State	22-25
11/19	A	T	South Carolina	8-8

**1961**

Record: 4-6 (3-4 ACC/t5th)

9/23	A	L	Wyoming	14-15
9/30	A	L	North Carolina	22-27
10/7	A	W	Virginia	21-14
10/14	A	L	Alabama (NR/3)	7-26
10/21	H	W	Wake Forest	7-0
10/28	H	L	Duke	6-17
11/04	N	W	Miss. Southern	7-6
11/11	A	L	Maryland	7-10
11/28	H	W	South Carolina	33-14
11/25	A	L	Clemson	0-20

N - at Mobile, Ala.

**1962**

Record: 3-6-1 (3-4 ACC/t4th)

9/22	A	W	North Carolina	7-6
9/29	H	L	Clemson	0-7
10/06	H	L	Maryland	6-14
10/13	A	L	Nebraska	14-19
10/20	N	L	Southern Miss.	0-30
10/27	A	L	Duke	14-21
11/03	A	T	Georgia	10-10
11/10	A	L	South Carolina	6-17
11/17	H	W	Virginia	24-12
11/22	A	W	Wake Forest	27-3

N - at Mobile, Ala.

**1963**ACC Co-Champions  
Record: 8-3 (6-1 ACC/t1st)

9/21	A	W	Maryland	36-14
9/28	A	W	S. Mississippi	14-0
10/05	A	W	Clemson	7-3
10/12	A	W	South Carolina	18-6
10/19	A	L	North Carolina	10-31
10/26	H	W	Duke	21-7
11/02	N1	W	Virginia	15-9
11/09	H	W	Virginia Tech	13-7
11/16	A	L	Florida State	0-14
11/22	H	W	Wake Forest	42-0
12/21	N2	L	Mississippi St.	12-16

N1 - at Norfolk, Va.

N2 - Liberty Bowl, Philadelphia, Pa.

**1964**ACC Champions  
Record: 25-5 (5-2 ACC/1st)

9/19	A	W	North Carolina	14-13
9/26	H	W	Clemson	9-0
10/03	H	W	Maryland	14-13
10/10	A	L	Alabama (NR/3)	0-21
10/17	A	L	Duke	3-35
10/24	A	W	Virginia	24-15
10/31	H	W	South Carolina	17-14
11/07	A	L	Virginia Tech	19-28
11/14	A	L	Florida State	6-28
11/20	A	L	Wake Forest	13-27

**1965**ACC Co-Champions  
Record: 6-4 (4-3 ACC/t1st)

9/18	A	L	Clemson	7-21
9/25	H	W	Wake Forest	13-11
10/02	A	L	South Carolina	7-13
10/09	H	L	North Carolina	7-10

10/16	A	L	Florida (NR/9)	6-28
10/23	A	W	Maryland	29-7
10/30	A	W	Virginia	13-0
11/06	H	W	Duke	21-0
11/13	H	W	Florida State	3-0
11/20	A	W	Iowa	28-20

**1966**

Record: 5-5 (5-2 ACC/2nd)

9/17	A	L	Michigan State (2)	10-28
9/24	A	L	North Carolina	7-10
10/01	A	W	Wake Forest	15-12
10/08	H	L	South Carolina	21-31
10/15	H	L	Florida (NR/8)	10-17
10/22	A	W	Duke	33-7
10/29	H	W	Virginia	42-21
11/05	H	W	Maryland	24-21
11/12	N	L	Southern Miss.	6-7
11/19	H	W	Clemson	23-14

N - at Norfolk, Va.

**1967**

Record: 9-2 (5-1 ACC/2nd)

9/16	H	W	North Carolina	13-7
9/23	H	W	Buffalo	24-6
9/30	A	W	Florida State	20-10
10/07	A	W	Houston (9/2)	16-6
10/14	A	W	Maryland (5/NR)	31-9
10/21	H	W	Wake Forest (5/NR)	24-7
10/28	H	W	Duke (4/NR)	28-7
11/04	A	W	Virginia (3/NR)	30-8
11/11	A	L	Penn State (10/NR)	8-13
11/18	A	L	Clemson	6-14
12/16	N	W	Georgia	14-7

N - Liberty Bowl, Memphis, Tenn.

**1968**ACC Champions  
Record: 6-4 (6-1 ACC/1st)

9/14	A	W	Wake Forest	10-6
9/21	A	W	North Carolina	38-6
9/28	A	L	Oklahoma	14-28
10/05	A	L	SMU	14-35
10/12	H	W	South Carolina	36-12
10/19	H	W	Virginia	19-0
10/26	H	W	Maryland	31-11
11/02	H	L	Clemson	19-24
11/09	A	W	Duke	17-15
11/16	H	L	Florida State	7-48

**1969**

Record: 3-6-1 (3-2-1 ACC/2nd)

9/13	H	L	Wake Forest	21-22
9/30	H	W	North Carolina	10-3
9/27	A	W	Maryland	24-7
10/03	A	L	Miami	13-23
10/11	A	L	South Carolina	16-21
10/18	A	W	Virginia	31-0
10/25	H	T	Duke	25-25
11/15	H	L	Houston (NR/18)	13-34
11/22	A	L	Florida State	22-33
11/29	H	L	Penn State (NR/3)	8-33

**1970**

Record: 3-7-1 (2-3-1 ACC/5th)

9/12	A	L	Richmond	6-21
9/19	A	L	North Carolina	0-19
9/26	H	T	South Carolina	7-7

10/03	A	L	Florida	6-14
10/10	H	W	E. Carolina	23-6
10/17	H	L	Duke	6-22
10/24	N	W	Maryland	6-0
10/31	A	L	Kentucky	2-27
11/07	H	W	Virginia	21-16
11/14	A	L	Wake Forest	13-16
11/21	A	L	Tulane	0-31

N - at Norfolk, Va.

**AL MICHAELS**Years at NC State: 1971  
Record at NC State: 3-8**1971**

Record: 3-8 (2-4 ACC/6th)

9/11	H	L	Kent State	21-23
9/18	A	L	Maryland	7-35
9/25	A	L	South Carolina	6-24
10/02	H	L	N. Carolina (NR/20)	7-27
10/09	H	W	Wake Forest	21-14
10/16	A	L	Duke	13-41
10/23	H	L	East Carolina	15-31
10/30	H	L	Virginia	10-14
11/05	A	W	Miami (Fla.)	13-7
11/13	A	L	Penn State (NR/5)	3-35
11/20	A	W	Clemson	31-23

**LOU HOLTZ**Years at NC State: 1972-75  
Record at NC State: 33-12-3**1972**Final AP Ranking: 17th  
Record: 8-3-1 (4-1-1 ACC/2nd)

9/09	H	T	Maryland	24-24
9/16	H	W	Syracuse	43-20
9/23	A	L	North Carolina	33-34
9/30	A	L	Georgia	22-28
10/07	H	W	Duke	17-0
10/14	A	W	Wake Forest	42-13
10/21	H	W	East Carolina	38-16
10/28	H	W	South Carolina	42-24
11/04	A	W	Virginia	35-14
11/11	A	L	Penn State (NR/10)	22-37
11/18	H	W	Clemson	42-17
12/29	N	W	W. Virginia (NR/18)	49-13

N - Peach Bowl, Atlanta, Ga.

**1973**Final AP Ranking: 16th  
ACC Champions  
Record: 9-3 (6-0 ACC/1st)

9/08	H	W	E. Carolina (17/NR)	57-8
9/15	H	W	Virginia	43-23
9/22	A	L	Nebraska (14/2)	14-31
9/29	A	L	Georgia (19/NR)	12-31
10/06	H	W	North Carolina	28-26
10/13	H	W	Maryland	24-22
10/27	A	W	Clemson	29-6
11/03	A	W	South Carolina	56-35
11/10	A	L	Penn State (NR/6)	29-35

11/17	A	W	Duke (20/NR)	21-3
11/24	H	W	W. Forest (16/NR)	52-13
12/17	N	W	Kansas (16/19)	31-18

N - Liberty Bowl, Memphis, Tenn.

**1974**Final AP Ranking: 11th  
Record: 9-2-1 (4-2 ACC/t2nd)

9/07	A	W	W. Forest (18/NR)	33-15
9/14	H	W	Duke (16/NR)	35-21
9/21	H	W	Clemson (15/NR)	31-10
9/28	A	W	Syracuse (13/NR)	28-22
10/05	H	W	E. Carolina (8/NR)	24-20
10/12	A	W	Virginia (11/NR)	22-21
10/19	A	L	N. Carolina (10/NR)	14-33
10/26	A	L	Maryland (17/15)	10-20
11/02	H	W	South Carolina	42-27
11/09	H	W	Penn State (NR/7)	12-7
11/16	A	W	Arizona St. (16/NR)	35-14
12/23	N	T	Houston (13/NR)	31-31

N - Astro Bluebonnet Bowl, Houston, Texas

**1975**

Record: 7-4-1 (2-2-1 ACC/t3rd)

9/06	H	W	E. Carolina (13/NR)	26-3
9/13	H	L	W. Forest (13/NR)	22-30
9/20	H	W	Florida (NR/13)	8-7
9/27	A	L	Michigan State	15-37
10/04	H	W	Indiana	27-0
10/11	A	L	Maryland	22-37
10/18	H	W	North Carolina	21-20
10/25	A	W	Clemson	45-7
11/01	H	W	South Carolina	28-21
11/08	A	W	Penn State (NR/8)	15-14
11/15	A	T	Duke	21-21
12/31	N	L	West Virginia	10-13

N - Peach Bowl, Atlanta, Ga.

**BO REIN**Years at NC State: 1976-79  
Record at NC State: 27-18-1**1976**

Record: 3-7-1 (2-3 ACC/t4th)

9/04	H	L	Furman	12-18
9/11	A	L	Wake Forest	18-20
9/18	H	L	East Carolina	14-23
9/25	H	T	Michigan State	31-31
10/02	A	W	Indiana	24-21
10/09	H	L	Maryland (7)	6-16
10/16	A	W	North Carolina	21-13
10/23	H	W	Clemson	38-21
10/30	A	L	South Carolina	7-27
11/06	A	L	Penn State	20-41
11/13	H	L	Duke	14-28

**1977**Coach: Bo Rein  
Record: 8-4 (4-2 ACC/t3rd)

9/03	H	L	East Carolina	23-28
9/10	H	W	Virginia	14-0
9/17	A	W	Syracuse	38-0
9/24	H	W	Wake Forest	41-14
10/01	H	W	Maryland	24-20
10/08	A	W	Auburn	17-15

10/15	H	L	North Carolina	14-27
10/22	A	L	Clemson (20)	3-7
10/29	H	W	South Carolina	7-3
11/05	H	L	Penn State (9)	17-21
11/12	A	W	Duke	37-32
12/31	N	W	Iowa State	24-14

N - Peach Bowl, Atlanta, Ga.

**1978**Final AP Ranking: 18th  
Record: 9-3 (4-2 ACC/3rd)

9/09	H	W	East Carolina	29-13
9/16	H	W	Syracuse	27-19
9/23	H	W	West Virginia	29-15
9/30	A	W	Wake Forest	34-10
10/07	A	L	Maryland (20/12)	7-31
10/21	A	W	North Carolina	34-7
10/28	H	L	Clemson	10-33
11/04	H	W	South Carolina	22-13
11/11	A	L	Penn State (NR/2)	10-19
11/18	H	W	Duke	24-10
11/25	A	W	Virginia	24-21
12/23	N	W	Pittsburgh (NR/16)	30-17

N - Tangerine Bowl, Orlando, Fla.

**1979**Final AP Ranking: 15th  
ACC Champions  
Record: 7-4 (5-1 ACC/1st)

9/08	H	W	East Carolina	34-20
9/15	H	W	Virginia	31-27
9/22	A	W	W. Virginia (19/NR)	38-14
9/29	H	W	W. Forest (19/NR)	17-14
10/06	A	L	Auburn (14/NR)	31-44
10/13	H	W	Maryland (17/NR)	7-0
10/20	H	L	N. Carolina (NR/19)	21-35
10/27	A	W	Clemson	16-13
11/03	A	L	South Carolina	28-30
11/10	H	L	Penn State	7-9
11/17	A	W	Duke	28-7

**MONTE KIFFIN**Years at NC State: 1980-82  
Record at NC State: 16-17-0**1980**

Record: 6-5 (3-3 ACC/3rd)

9/06	H	W	William & Mary	42-0
9/20	A	W	Virginia (19/NR)	27-13
9/27	H	L	Wake Forest (16/NR)	7-27
10/04	A	L	S. Carolina (14/18)	10-30
10/11	H	W	App. State (17/NR)	17-14
10/18	A	L	N. Carolina (15/8)	8-28
10/25	H	W	Clemson	24-20
11/01	A	L	Maryland	0-24
11/08	A	L	Penn State (10)	13-21
11/15	H	W	Duke	38-21
11/22	H	W	East Carolina	36-14

**1981**

Record: 4-7 (4-2 ACC/5th)

9/05	H	W	Richmond	27-21
9/12	A	W	Wake Forest	28-23
9/19	H	W	East Carolina	31-10
9/26	H	L	Maryland	9-34
10/03	H	W	Virginia	30-24

10/17	H	L	N. Carolina (4)	10-21
10/24	A	L	Clemson (4)	7-17
10/31	A	L	South Carolina	12-20
11/07	H	L	Penn State (6)	15-22
11/14	A	L	Duke	7-17
11/21	H	L	Miami (Fla.) (11)	5-14

**1982**

Record: 6-5 (3-3 ACC/t4th)

9/04	H	W	Furman	26-0
9/11	H	W	East Carolina	33-26
9/18	H	W	Wake Forest	30-0
9/25	A	L	Maryland	6-23
10/02	A	W	Virginia	16-13
10/16	A	L	N. Carolina (11)	9-41
10/23	H	L	Clemson (18)	29-38
10/30	H	W	South Carolina	33-3
11/06	A	L	Penn State (7)	0-54
11/13	H	W	Duke	21-16
11/20	A	L	Miami (Fla.)	3-41

**TOM REED**

Years at NC State: 1983-85

Record at NC State: 9-24-0

**1983**

Record: 3-8 (1-5 ACC/t6th)

9/10	A	L	East Carolina	16-22
9/17	H	W	The Citadel	45-0
9/24	H	L	Virginia	14-26
10/01	A	W	Wake Forest	38-15
10/08	H	L	Georgia Tech	10-20
10/15	H	L	N. Carolina (3)	14-42
10/22	A	L	Clemson	17-27
10/29	A	L	South Carolina	17-31
11/05	H	W	App. State	33-7
11/12	A	L	Duke	26-27
11/19	H	L	Maryland (20)	6-29

**1984**

Record: 3-8 (1-5 ACC/t6th)

9/08	H	W	Ohio	43-6
9/15	H	L	Furman	30-34
9/22	H	L	Wake Forest	15-24
9/29	H	W	East Carolina	31-22
10/06	A	W	G. Tech (12)	27-22
10/13	A	L	Maryland	21-44
10/20	A	L	North Carolina	21-28
10/27	H	L	Clemson	34-35
11/03	H	L	S. Carolina (5)	28-35
11/10	A	L	Virginia	0-45
11/17	H	L	Duke	13-16

**1985**

Record: 3-8 (2-5 ACC/t6th)

9/07	H	L	East Carolina	14-33
9/14	H	L	Georgia Tech	18-28
9/21	A	W	Wake Forest	20-17
9/28	H	L	Furman	20-42
10/05	H	L	Maryland	17-31
10/12	A	L	Pittsburgh	10-24
10/19	H	L	North Carolina	14-21
10/26	A	L	Clemson	10-39
11/02	A	W	South Carolina	21-17
11/09	H	W	Virginia	23-22
11/16	A	L	Duke	19-31

**DICK SHERIDAN**

Years at NC State: 1986-92

Record at NC State: 52-29-3

**1986**

Record: 8-3-1 (5-2 ACC/t2nd)

9/06	H	W	East Carolina	38-10
9/13	H	T	Pittsburgh	14-14
9/20	H	W	Wake Forest	42-38
9/27	A	W	Maryland (13)	28-16
10/11	A	L	Georgia Tech	21-59
10/18	A	W	N. Carolina (NR/18)	35-34
10/25	H	W	Clemson (20/16)	27-3
11/01	H	W	S. Carolina (16/NR)	23-22
11/08	A	L	Virginia (15/NR)	16-20
11/15	H	W	Duke	29-15
11/22	H	W	W. Carolina	31-18
12/31	H	L	Va. Tech (19/NR)	24-25

**1987**

Record: 4-7 (4-3 ACC/t3rd)

9/05	H	L	East Carolina	14-32
9/12	A	L	Pittsburgh (NR/18)	0-34
9/19	A	L	Wake Forest	3-21
9/29	H	W	Maryland	42-14
10/03	H	W	Georgia Tech	17-0
10/17	H	L	North Carolina	14-17
10/24	A	W	Clemson (NR/7)	30-28
10/31	A	L	S. Carolina (NR/19)	0-48
11/07	H	L	East Tenn. St.	14-29
11/14	A	W	Duke	47-45
11/21	H	L	Virginia	31-34

**1988**

Record: 8-3-1 (4-2-1 ACC/3rd)

9/03	H	W	W. Carolina	45-6
9/17	H	W	Wake Forest	14-6
9/24	A	L	Maryland	26-30
10/01	A	W	Georgia Tech	14-6
10/08	H	W	E. Tenn. State	49-0
10/15	A	W	North Carolina	48-3
10/22	H	W	Clemson (NR/9)	10-3
10/29	H	L	S. Carolina (NR/17)	7-23
11/05	A	L	Virginia	14-19
11/12	H	T	Duke	43-43
11/19	H	W	Pittsburgh	14-3
12/31	N	W	Iowa	28-23

N - Peach Bowl, Atlanta, Ga.

**1989**

Record: 7-5 (4-3 ACC/t4th)

9/02	H	W	Maryland	10-6
9/09	H	W	Ga Tech (25/NR)	38-28
9/16	A	W	W. Forest (19/NR)	27-17
9/23	H	W	N. Carolina (18/NR)	40-6
9/30	H	W	Kent State (15/NR)	42-22
10/07	H	W	MTSU (14/NR)	35-14
10/21	A	L	Clemson (12/NR)	10-30
10/28	A	W	S. Carolina (20/25)	20-10
11/04	H	L	Virginia (18/24)	9-20
11/11	A	L	Duke	26-35
11/18	H	L	Virginia Tech	23-25
12/31	N	L	Arizona	10-17

N - Copper Bowl, Tucson, Ariz.

**1990**

Record: 7-5 (3-4 ACC/6th)

9/01	H	W	W. Carolina	67-0
9/08	A	L	Georgia Tech	13-21
9/15	H	W	Wake Forest	20-15
9/22	A	L	Maryland	12-13
9/29	A	W	North Carolina	12-9
10/06	H	W	App. State	56-0
10/13	A	L	Virginia (NR/2)	0-31
10/20	H	L	Clemson (NR/22)	17-24
10/27	H	W	South Carolina	38-29
11/3	A	L	Virginia Tech	16-20
11/10	H	W	Duke	16-0
12/28	N	W	S. Miss. (NR/23)	31-27

N - All-American Bowl, Birmingham, Ala.

**1991**Final AP Ranking: 24th  
Record: 9-3 (5-2 ACC/2nd)

9/07	H	W	Virginia Tech	7-0
9/14	H	W	Kent State	47-0
9/21	A	W	Wake Forest	30-3
9/28	H	W	N. Carolina (NR/23)	24-7
10/05	H	W	G. Tech (19/21)	28-21
10/19	H	W	Marshall (16/NR)	15-14
10/26	A	L	Clemson (12/19)	19-29
11/02	A	W	S. Carolina (19/NR)	38-21
11/09	H	L	Virginia (18/24)	10-42
11/16	A	W	Duke (24/NR)	32-31
11/23	H	W	Maryland (22/NR)	20-17
1/1	N	L	E. Carolina (21/12)	34-37

N - at Peach Bowl, Atlanta, Ga.

**1992**Final AP Ranking: 17th  
Record: 9-3-1 (6-2 ACC/2nd)

8/29	N	W	Iowa (NR/15)	24-14
9/05	H	W	App. State (18/NR)	35-10
9/12	A	W	Maryland (19/NR)	14-10
9/19	H	L	Florida St. (16/3)	13-34
9/26	A	W	N. Carolina (23/NR)	27-20
10/03	A	L	G. Tech (21/23)	13-16
10/10	H	W	Texas Tech (25/NR)	48-13
10/17	A	T	Va. Tech (21/NR)	13-13
10/24	H	W	Clemson (23/18)	20-6
11/07	A	W	Virginia (17/NR)	31-7
11/14	H	W	Duke (14/NR)	45-27
11/21	H	W	Wake Forest (13/25)	42-14
12/31	N2	L	Florida (12/14)	10-27

N1 - at Kickoff Classic.; N2 - at Gator Bowl

**MIKE O'CAIN**

Years at NC State: 1993-99

Record at NC State: 41-40-0

**1993**

Record: 7-5 (4-4 ACC/5th)

9/04	H	W	Purdue (24/NR)	20-7
9/11	A	W	W. Forest (18/NR)	34-16
9/25	H	L	N. Carolina (19/18)	14-35
10/02	A	L	Clemson (24/NR)	14-20
10/09	A	W	Texas Tech	36-34
10/16	H	W	Marshall	24-17
10/23	H	W	Georgia Tech	28-23

10/30	H	W	Virginia (NR/16)	34-29
11/06	A	L	Duke (22/NR)	20-21
11/13	H	W	Maryland	44-21
11/20	A	L	Florida St. (NR/2)	3-62
1/1	N	L	Michigan	7-42

N - at Hall of Fame Bowl, Tampa, Fla.

**1994**Final AP Ranking: 17th  
Record: 9-3 (6-2 ACC/2nd)

9/01	H	W	Bowling Green	20-15
9/10	A	W	Clemson (NR/22)	29-12
9/24	H	W	W. Carolina (24/NR)	38-13
10/1	H	W	Ga Tech (22/NR)	21-13
10/08	A	L	Louisville (18/NR)	14-35
10/15	H	W	Wake Forest	34-3
10/29	A	L	N. Carolina (NR/24)	17-31
11/05	A	W	Maryland	47-45
11/12	H	W	Duke (NR/18)	24-23
11/19	H	L	Florida St. (25/8)	3-34
11/25	A	W	Virginia (NR/13)	30-27
1/1	N	W	Miss. St. (23/16)	28-24

N - Peach Bowl, Atlanta

**1995**

Record: 3-8 (2-6 ACC/7th)

8/31	H	W	Marshall	33-16
9/09	H	L	Virginia (23/NR)	24-29
9/16	A	L	Florida St. (NR/1)	17-77
9/23	H	L	Baylor	0-14
9/30	H	L	Clemson	22-43
10/07	A	L	Alabama (NR/16)	11-27
10/21	A	W	Duke	41-38
11/04	H	L	Maryland	13-30
11/11	A	L	Georgia Tech	19-27
11/18	A	W	Wake Forest	52-23
11/24	H	L	North Carolina	28-30

**1996**

Record: 3-8 (3-5 ACC/t6th)

9/07	H	L	Georgia Tech	16-28
9/19	H	L	Florida St. (NR/3)	17-51
9/28	A	L	Purdue	21-42
10/05	A	W	Maryland	34-8
10/12	H	L	Alabama (NR/8)	19-24
10/19	A	L	Virginia (NR/20)	14-62
11/02	A	L	N. Carolina (NR/8)	20-52
11/09	H	W	Duke	44-22
11/16	A	L	Clemson	17-40
11/23	H	W	Wake Forest	37-22
11/30	N1	L	East Carolina	29-50

N1 - at Charlotte, N.C.

**1997**

Record: 6-5 (3-5 ACC/6th)

8/30	A	W	Syracuse <sup>OT</sup> (NR/13)	32-31
9/06	A	W	Duke	45-14
9/13	H	L	Clemson (NR/19)	17-19
9/20	H	W	N. Illinois	41-14
9/25	A	L	Wake Forest	18-19
10/11	A	L	G. Tech (NR/25)	17-27
10/18	H	L	N. Carolina (NR/4)	7-20
11/01	A	L	Florida St. (NR/3)	35-48
11/08	H	W	Maryland	45-28
11/15	H	W	Virginia	31-24
11/22	H	W	East Carolina	37-24



**1998**

Record: 7-5 (5-3 ACC/4th)

9/03	H	W	Ohio	34-31
9/12	H	W	Florida St. (NR/2)	24-7
9/19	A	L	Baylor (20/NR)	30-33
10/01	H	W	Syracuse (NR/11)	38-17
10/10	H	L	Ga Tech (23/NR)	24-47
10/17	H	W	Duke	27-24
10/24	A	L	Virginia (NR/16)	13-23
10/31	A	W	Clemson	46-39
11/07	H	W	Wake Forest	38-27
11/21	A	W	Maryland	35-21
11/28	N1	L	UNC (OT)	34-37
12/29	N2	L	Miami (NR/24)	23-46

N1 - Charlotte.; N2 - Micron PC Bowl, Fort Lauderdale, FL.

**1999**

Record: 6-6 (3-5 ACC/t5th)

8/28	A	W	Texas (NR/16)	23-20
9/04	H	W	South Carolina	10-0
9/11	H	W	William & Mary	38-9
9/18	A	L	Florida State (1/1)	11-42
9/25	A	L	Wake Forest	7-31
10/09	H	W	Clemson	35-31
10/16	H	L	Virginia	26-47
10/23	A	W	Duke (OT)	31-24
10/30	A	L	Ga Tech (NR/7)	21-48
11/06	H	W	Maryland	30-17
11/11	N	L	North Carolina	6-10
11/20	A	L	East Carolina (NR/21)	6-23

N - at Charlotte, N.C.

**CHUCK AMATO**

Years at NC State: 2000-06  
Record at NC State: 49-37-0

**2000**

Record: 8-4 (4-4 ACC/5th)

9/02	H	W	Arkansas St (20T)	38-31
9/09	A	W	Indiana	41-38
9/16	H	W	SMU	41-0
9/21	H	W	Georgia Tech (OT)	30-23
10/07	A	L	Clemson (NR/5)	27-34
10/14	A	W	North Carolina	38-20
10/28	H	L	Florida State (21/6)	14-58
11/04	A	L	Maryland (20T)	28-35
11/11	H	W	Duke	35-31
11/18	A	L	Virginia	17-24
11/25	H	W	Wake Forest	32-14
12/28	N	W	Minnesota	38-30

N - at Micronpc.com Bowl, Miami, Fla.

**2001**

Record: 7-5 (4-4 ACC/5th)

9/06	H	W	Indiana	35-14
9/22	A	W	SMU	26-17
9/29	H	L	North Carolina	9-17
10/06	A	W	Wake Forest	17-14
10/13	H	L	Clemson (NR/19)	37-45
10/20	A	L	Ga Tech (NR/23)	17-27
10/27	H	W	Virginia	24-0
11/03	A	W	Duke	55-31
11/10	A	W	Florida St. (NR/10)	34-28

11/17	H	L	Maryland (NR/10)	19-23
11/24	H	W	Ohio	27-7
12/20	N	L	Pittsburgh	19-34

N-at Tangerine Bowl, Orlando, Fla.

**2002**

Final AP Ranking: 12th  
Record: 11-3 (5-3 ACC/4th)

8/24	H	W	New Mexico	34-14
8/31	H	W	E. Tenn. St. (25/NR)	34-0
9/07	A	W	Navy (21/NR)	65-19
9/14	H	W	W. Forest (19/NR)	32-13
9/21	A	W	Tex Tech <sup>OT</sup> (17/NR)	51-48
9/28	H	W	Mass. (17/NR)	56-24
10/12	A	W	N. Carolina (14/NR)	34-17
10/19	H	W	Duke (13/NR)	24-22
10/24	A	W	Clemson (12/NR)	38-6
11/02	H	L	Ga Tech (10/NR)	17-24
11/09	A	L	Maryland (13/NR)	21-24
11/16	A	L	Virginia (22/NR)	9-14
11/23	H	W	Florida St. (NR/14)	17-7
1/1	N	W	Notre Dame (17/11)	28-6

N - at Toyota Gator Bowl, Jacksonville, Fla.

**2003**

Record: 8-5 (4-4 ACC/4th)

8/30	H	W	W. Carolina (16/NR)	59-20
9/06	A	L	W. Forest (14/NR)	24-38
9/13	A	L	Ohio St. (30T) (24/3)	38-44
9/20	H	W	Texas Tech	49-21
9/27	H	W	North Carolina	47-34
10/04	A	L	Georgia Tech	21-29
10/11	H	W	Connecticut	31-24
10/16	H	W	Clemson	17-15
10/25	A	W	Duke	28-21
11/01	H	W	Virginia	51-37
11/15	A	L	Fla. St. <sup>20T</sup> (NR/13)	44-50
11/22	H	L	Maryland	24-26
12/22	N	W	Kansas	56-26

N1 - at Mazda Tangerine Bowl, Orlando, Fla.

**2004**

Record: 5-6 (3-5 ACC/t8th)

9/04	H	W	Richmond	42-0
9/18	H	L	Ohio State (NR/9)	14-22
9/25	A	W	Virginia Tech	17-16
10/02	H	W	Wake Forest (OT)	27-21
10/09	A	L	North Carolina	24-30
10/16	A	W	Maryland	13-3
10/23	H	L	Miami (NR/3)	31-45
10/30	A	L	Clemson	20-26
11/06	H	L	Georgia Tech	14-24
11/11	H	L	Florida St. (NR/11)	10-17
11/27	N1	W	East Carolina	52-14

N1 - at Charlotte, N.C.

**2005**

Record: 7-5 (3-5 ACC/t8th)

9/04	H	L	Virginia Tech (NR/8)	16-20
9/17	H	W	Eastern Kentucky	54-10
9/24	H	L	North Carolina	24-31
10/06	A	W	Ga Tech (NR/24)	17-13
10/13	H	L	Clemson	10-31
10/22	A	L	Wake Forest	19-27
10/29	H	W	Southern Miss	21-17
11/05	A	W	Florida State (NR/9)	20-15
11/12	A	L	Boston College	10-30
11/19	H	W	Middle Tenn. St.	24-3
11/26	H	W	Maryland	20-14

12/31	N	W	South Florida	14-0
-------	---	---	---------------	------

N - at Meineke Car Care Bowl, Charlotte, N.C.

**2006**

Record: 3-9 (2-6 ACC/6th in Atlantic)

9/02	H	W	Appalachian St.	23-10
9/09	H	L	Akron	17-20
9/16	A	L	Southern Miss	17-37
9/23	H	W	Boston Coll (NR/20)	17-15
10/05	H	W	Florida St (NR/17)	24-20
10/14	H	L	Wake Forest	23-25
10/21	A	L	Maryland	20-26
10/28	A	L	Virginia	7-14
11/04	H	L	Ga Tech (NR/20)	23-31
11/11	A	L	Clemson	14-20
11/18	A	L	North Carolina	9-23
11/25	H	L	East Carolina	16-21

**TOM O'BRIEN**

Years at NC State: 2007-12  
Record at NC State: 40-35

**2007**

Record: 5-7 (3-5 ACC/t5th in Atlantic)

9/01	H	L	Central Florida	22-25
9/08	A	L	Boston College	17-37
9/15	H	W	Wofford	38-17
9/22	H	L	Clemson (NR/14)	20-42
9/29	H	L	Louisville	10-29
10/06	A	L	Florida State	10-27
10/20	A	W	East Carolina	34-20
10/27	H	W	Virginia (NR/18)	29-24
11/03	A	W	Miami (OT)	19-16
11/10	H	W	North Carolina	31-27
11/17	A	L	Wake Forest	18-38
11/24	H	L	Maryland	0-37

**2008**

Record: 6-7 (4-4 ACC/T3rd in Atlantic)

8/28	A	L	South Carolina	0-34
9/06	H	W	William & Mary	34-24
9/13	A	L	Clemson	9-27
9/20	H	W	E. Carolina (NR/15)	30-24
9/27	H	L	S. Florida (NR/13)	10-41
10/04	H	L	Boston College	31-38
10/16	H	L	Florida State	17-26
10/25	A	L	Maryland	24-27
11/08	A	W	Duke	27-17
11/15	H	W	Wake Forest	21-17
11/22	A	W	N. Carolina (NR/25)	41-10
11/29	H	W	Miami	38-28
12/29	N	L	Rutgers	23-29

N - at Papajohns.com Bowl, Birmingham, Ala.

**2009**

Record: 5-7 (2-6 ACC/5th in Atlantic)

9/03	H	L	South Carolina	3-7
9/12	H	W	Murray State	65-7
9/19	H	W	Gardner-Webb	45-14
9/26	H	W	Pitt	38-31
10/03	A	L	Wake Forest	24-30
10/10	H	L	Duke	28-49
10/17	A	L	Boston College	20-52
10/31	A	L	Florida State	42-45

11/07	H	W	Maryland	38-31
11/14	H	L	Clemson (NR/24)	23-43
11/21	A	L	Va Tech (NR/16)	10-38
11/28	H	W	N. Carolina (NR/23)	28-27

**2010**

Record: 9-4 (5-3 ACC/4th in Atlantic)

9/04	H	W	Western Carolina	48-7
9/11	A	W	Central Florida	28-21
9/16	H	W	Cincinnati	30-19
9/25	A	W	Georgia Tech	45-28
10/02	H	L	Va Tech (23/NR)	30-41
10/09	H	W	Boston College	44-17
10/16	A	L	East Carolina (OT)	27-33
10/28	H	W	Florida St. (NR/16)	28-24
11/06	A	L	Clemson (23/NR)	13-14
11/13	H	W	Wake Forest	38-3
11/20	A	W	North Carolina	29-25
11/27	A	L	Maryland (21/NR)	31-38
12/28	N	W	W. Virginia (NR/22)	23-7

N - Orlando, Fla. - Champs Sports Bowl

**2011**

Record: 8-5 (4-4 ACC/2nd in Atlantic)

9/04	H	W	Liberty	43-21
9/10	A	L	Wake Forest	27-34
9/17	H	W	South Alabama	35-13
9/22	A	L	Cincinnati	14-44
10/1	H	L	Ga Tech (NR/21)	35-45
10/8	H	W	Central Michigan	38-24
10/22	A	W	Virginia	28-14
10/29	A	L	Florida State	0-34
11/5	H	W	North Carolina	13-0
11/12	A	L	Boston College	10-14
11/19	H	W	Clemson (NR/7)	37-13
11/16	H	W	Maryland	56-14
12/27	N	W	Louisville	31-24

N - Charlotte, N.C. - Belk Bowl

**2012**

Record: 7-6 (4-4 ACC/3rd in Atlantic)

8/31	N	L	Tennessee	21-35
9/8	A	W	Connecticut	10-7
9/15	H	W	South Alabama	31-7
9/22	H	W	The Citadel	52-14
9/29	A	L	Miami	37-44
10/6	H	W	Florida St. (NR/3)	17-16
10/20	A	W	Maryland	20-18
10/27	A	L	North Carolina	35-43
11/3	H	L	Virginia	6-33
11/10	H	W	Wake Forest	37-6
11/17	A	L	Clemson (NR/11)	48-62
11/24	H	W	Boston College	27-10
12/31	N1	L	Vanderbilt	24-38

N - Chick-Fil-A Kickoff Game, Atlanta, Ga.  
N1 - Music City Bowl, Nashville, Tenn.

Numbers in parenthesis indicate NC State AP ranking/Opponent AP ranking

BOSTON COLLEGE



(4-6)

NOV. 16, 2013  
CHESTNUT HILL, MASS.

Home: 3-1  
Away: 1-5  
Neutral: 0-0

DATE	ST	RES	SCORE
11/7/36	A	W	12-7
10/30/37	A	L	3-7
11/12/05	A	L	10-30
9/23/06	H	W	17-15
9/8/07	A	L	17-37
10/4/08	H	L	31-38
10/17/09	A	L	20-52
10/9/10	H	W	44-17
11/12/11	A	L	10-14
11/24/12	H	W	27-10

CENTRAL MICHIGAN



(1-0-0)

SEPT. 28, 2013  
RALEIGH, N.C.

Home: 1-0

DATE	ST	RES	SCORE
10/8/11	H	W	38-24

CLEMSON



(28-52-1)

SEPT. 19, 2013 • 7:30 P.M.  
RALEIGH, N.C.

Home: 16-18  
Away: 11-23  
Neutral: 1-11-1

DATE	ST	RES	SCORE
11/18/99	N1	L	0-24
10/4/02	A	L	5-11
10/28/03	N2	L	0-24
11/24/04	H	W	18-0
10/25/06	N2	T	0-0
10/9/26	A	L	3-7
10/8/27	H	W	18-6
10/12/28	N3	L	0-7
10/11/29	N3	L	0-26
10/11/30	N4	L	0-27
10/10/31	N4	L	0-6

10/8/32	H	W	13-0
10/7/33	A	L	0-9
11/3/34	H	L	6-12
10/7/39	N4	L	6-25
10/5/40	N4	L	7-26
10/4/41	N4	L	6-27
10/3/42	N4	W	7-6
10/2/43	N4	L	7-19
10/7/44	N4	L	7-13
10/6/45	H	L	0-13
10/5/46	A	W	14-7
10/11/47	H	W	18-0
10/2/48	A	L	0-6
10/1/49	H	L	6-7
10/7/50	A	L	0-27
10/6/51	H	L	0-6
10/6/56	H	L	7-13
10/5/57	A	W	13-7
11/15/58	H	L	6-13
10/10/59	A	L	0-23
11/25/61	A	L	0-20
9/29/62	H	L	0-7
10/5/63	A	W	7-3
10/26/64	H	W	9-0
9/18/65	A	L	7-21
11/19/66	H	W	23-14
11/18/67	A	L	6-14
11/2/68	H	L	19-24
11/20/71	A	W	31-23
11/18/72	H	W	42-17
10/27/73	A	W	29-6
9/21/74	H	W	31-10
10/25/75	A	W	45-7
10/23/76	H	W	38-21
10/22/77	A	L	3-7
10/28/78	H	L	10-33
10/27/79	A	W	16-13
10/25/80	H	W	24-20
10/24/81	A	L	7-17
10/23/82	H	L	29-38
10/22/83	A	L	17-27
10/27/84	H	L	34-35
10/26/85	A	L	10-39
10/25/86	H	W	27-3
10/24/87	A	W	30-28
10/22/88	H	W	10-3
10/21/89	A	L	10-30
10/20/90	H	L	17-24
10/26/91	A	L	19-29
10/24/92	H	W	20-6
10/2/93	A	L	14-20
9/10/94	A	W	29-12
9/30/95	H	L	22-43
11/16/96	A	L	17-40
9/13/97	H	L	17-19
10/31/98	A	W	46-39
10/9/99	H	W	35-31
10/7/00	A	L	27-34
10/13/01	H	L	37-45
10/24/02	A	W	38-6
10/16/03	H	W	17-15
10/30/04	A	L	20-26
10/13/05	H	L	10-31
11/11/06	A	L	14-20
9/22/07	H	L	20-42
9/13/08	A	L	9-27
11/14/09	H	L	23-43
11/6/10	A	L	13-14
11/19/11	H	W	37-13
11/17/12	A	L	48-62

1- Rock Hill, S.C.; 2- Columbia, S.C.; 3-

Florence, S.C.; 4- Charlotte, N.C.

DUKE



(36-40-5)

NOV. 9, 2013  
DURHAM, N.C.

Home: 20-17-4  
Away: 16-23-1

DATE	ST	RES	SCORE
1924	H	W	14-0
1925	A	W	13-0
11/12/26	H	W	26-19
11/12/27	A	W	20-18
11/17/28	H	L	12-14
11/16/29	A	L	12-19
11/15/30	H	L	0-18
11/14/31	A	W	14-0
11/12/32	H	W	6-0
11/25/33	A	L	0-7
12/1/34	A	L	0-32
11/23/35	H	L	0-7
11/26/36	A	L	0-13
11/20/37	H	L	7-20
11/19/38	A	L	0-7
11/25/39	H	L	0-28
11/23/40	A	L	6-42
11/22/41	H	L	6-55
11/21/42	A	L	0-47
11/6/43	H	L	0-75
11/10/45	A	L	13-26
9/28/46	H	W	13-6
9/27/47	A	L	0-7
9/25/48	H	T	0-0
10/15/49	A	L	13-14
10/14/50	H	L	0-7
10/13/51	A	L	21-27
10/18/52	H	L	0-57
10/24/53	A	L	0-31
10/23/54	H	L	7-21
9/24/55	H	L	7-33
10/27/56	A	L	0-42
10/26/57	H	T	14-14
10/25/58	A	L	13-20
10/24/59	H	L	15-17
10/15/60	A	L	13-17
10/28/61	H	L	6-17
10/27/62	A	L	14-21
10/26/63	H	W	21-7
10/17/64	A	L	3-35
11/6/65	H	W	21-0
10/22/66	A	W	33-7
10/28/67	H	W	28-7
11/9/68	A	W	17-15
10/25/69	H	T	25-25
10/17/70	H	L	6-22
10/16/71	A	L	13-41
10/7/72	H	W	17-0
11/17/73	A	W	21-3
9/14/74	H	W	35-21
11/15/75	A	T	21-21
11/13/76	H	L	14-28
11/12/77	A	W	37-32
11/18/78	H	W	24-10

11/17/79	A	W	28-7
11/15/80	H	W	38-21
11/14/81	A	L	7-17
11/13/82	H	W	21-16
11/12/83	A	L	26-27
11/17/84	H	L	13-16
11/16/85	A	L	19-31
11/15/86	H	W	29-15
11/14/87	A	W	47-45
11/12/88	H	T	43-43
11/11/89	A	L	26-35
11/10/90	H	W	16-0
11/16/91	A	W	32-31
11/14/92	H	W	45-27
11/6/93	A	L	20-21
11/12/94	H	W	24-23
10/21/95	A	W	41-38
11/9/96	H	W	44-22
9/6/97	A	W	45-14
10/17/98	H	W	27-24
10/23/99	A	W	31-24
11/11/00	H	W	35-31
11/3/01	A	W	55-31
10/19/02	H	W	24-22
10/25/03	A	W	28-21
11/8/08	A	W	27-17
10/10/09	H	L	28-49

EAST CAROLINA



(16-11)

NOV. 23, 2013  
RALEIGH, NC.

Home: 14-7-0  
Away: 1-2-0  
Neutral: 1-2-0

DATE	ST	RES	SCORE
10/10/70	H	W	23-6
10/23/71	H	L	15-31
10/21/72	H	W	38-16
9/8/73	H	W	57-8
10/5/74	H	W	24-20
9/6/75	H	W	26-3
9/18/76	H	L	14-23
9/3/77	H	L	23-28
9/9/78	H	W	29-13
9/8/79	H	W	34-20
11/22/80	H	W	36-14
9/19/81	H	W	31-10
9/11/82	H	W	33-26
9/10/83	H	L	16-22
9/29/84	H	W	31-22
9/7/85	H	L	14-33
9/6/86	H	W	38-10
9/5/87	H	L	14-32
1/1/92	N1	L	34-37
11/30/96	N2	L	29-50
11/22/97	H	W	37-24
11/20/99	A	L	6-23
11/27/04	N3	W	52-14
11/25/06	H	L	16-21
10/20/07	A	W	34-20
9/20/08	H	W	30-24

10/16/11 A L 27-33  
1 - Peach Bowl, Atlanta, Ga.; 2 - Charlotte, N.C.; 3 - Charlotte, N.C.

## FLORIDA STATE



(11-22)

OCT. 26, 2013  
TALLAHASSEE, FLA.

Home: 7-9  
Away: 4-13

DATE	ST	RES	SCORE
10/25/52	H	W	13-7
11/28/53	A	L	13-23
10/16/54	H	L	7-13
9/17/55	A	L	0-7
10/13/56	H	L	0-14
10/12/57	A	W	7-0
11/16/63	A	L	0-14
11/14/64	A	L	6-28
11/13/65	H	W	3-0
9/30/67	A	W	20-10
11/16/68	H	L	7-48
11/22/69	A	L	22-33
9/19/92	H	L	13-34
11/20/93	A	L	3-62
11/19/94	H	L	3-34
9/16/95	A	L	17-77
9/19/96	H	L	17-51
11/1/97	A	L	35-48
9/12/98	H	W	24-7
9/18/99	A	L	11-42
10/28/00	H	L	14-58
11/10/01	A	W	34-28
11/23/02	H	W	17-7
11/15/03	A	L	44-50
11/11/04	H	L	10-17
11/5/05	A	W	20-15
10/5/06	H	W	24-20
10/6/07	A	L	10-27
10/16/08	H	L	17-26
10/31/09	A	L	42-45
10/28/10	H	W	28-24
10/29/11	A	L	0-34
10/6/12	H	W	17-16

## LOUISIANA TECH



FIRST MEETING

AUG. 31, 2013  
RALEIGH, N.C.

## MARYLAND



(33-32-4)

NOV. 30, 2013  
RALEIGH, N.C.

Home: 18-15-1  
Away: 13-18-1  
Neutral: 1-0

DATE	ST	RES	SCORE
10/30/09	H	W	31-0
11/3/17	A	W	10-6
11/24/21	H	T	6-6
11/30/22	H	L	6-7
11/17/23	H	L	12-26
11/15/24	H	T	0-0
11/30/46	H	W	28-7
11/29/47	A	T	0-0
10/22/49	H	L	6-14
10/21/50	A	W	16-13
11/17/51	A	L	0-53
11/6/54	H	L	14-42
11/22/56	H	L	14-25
9/28/57	A	W	48-13
9/27/58	H	L	6-21
12/5/59	A	L	28-33
10/8/60	H	W	13-10
11/11/61	A	L	7-10
10/6/62	H	L	6-14
9/21/63	A	W	36-14
10/3/64	H	W	14-13
10/23/65	A	W	29-7
11/5/66	H	W	24-21
10/14/67	A	W	31-9
10/26/68	H	W	31-11
9/27/69	A	W	24-7
10/24/70	N	W	6-0
9/18/71	A	L	7-35
9/9/72	H	T	24-24
10/13/73	H	W	24-22
10/26/74	A	L	10-20
10/11/75	A	L	22-37
10/9/76	H	L	6-16
10/1/77	H	W	24-20
10/7/78	A	L	7-31
10/13/79	H	W	7-0
11/1/80	A	L	0-24
9/26/81	H	L	9-34
9/25/82	A	L	6-23
11/19/83	H	L	6-29
10/13/84	A	L	21-44
10/5/85	H	L	17-31
9/27/86	A	W	28-16
9/26/87	H	W	42-14
9/24/88	A	L	26-30
9/2/89	H	W	10-6
9/22/90	A	L	12-13
11/23/91	H	W	20-17
9/12/92	A	W	14-10
11/13/93	H	W	44-21
11/5/94	A	W	47-45
11/4/95	H	L	13-30
10/5/96	A	W	34-8

11/8/97	H	W	45-28
11/21/98	A	W	35-21
11/6/99	H	W	30-17
11/4/00	A	L	28-35
11/17/01	H	L	19-23
11/9/02	A	L	21-24
11/22/03	H	L	24-26
10/16/04	A	W	13-3
11/26/05	H	W	20-14
10/21/06	A	L	20-26
11/24/07	H	L	0-37
10/25/08	A	L	24-27
11/7/09	H	W	38-31
11/27/10	A	L	31-38
11/26/11	H	W	56-41
10/20	A	W	20-18

## NORTH CAROLINA



(32-64-6)

NOV. 2, 2013  
RALEIGH, N.C.

Home: 14-27-4  
Away: 18-35-2  
Neutral: 0-2

DATE	ST	RES	SCORE
10/12/94	A	L	0-44
10/20/94	H	L	0-16
10/12/95	A	L	0-36
10/2/97	A	L	0-40
10/15/98	A	L	0-34
10/7/99	A	L	0-34
10/28/99	H	T	11-11
10/16/01	A	L	0-39
11/19/01	H	L	0-30
11/8/02	H	T	0-0
11/16/04	A	T	6-6
11/12/05	H	T	0-0
10/23/19	H	L	12-13
10/21/20	H	W	13-3
10/20/21	H	W	7-0
10/19/22	H	L	9-14
10/18/23	H	L	0-14
10/16/24	H	L	0-10
10/15/25	H	L	0-17
10/30/26	A	L	0-12
10/29/27	H	W	19-6
11/3/28	H	T	6-6
11/2/29	A	L	0-32
11/7/30	A	L	6-13
10/31/31	H	L	15-18
10/29/32	A	L	0-13
11/4/33	H	L	0-6
10/27/34	A	T	7-7
11/2/35	H	L	6-35
10/31/36	A	L	6-21
10/2/37	H	L	0-20
10/1/38	H	L	0-21
11/4/39	A	L	0-17
10/19/40	H	L	7-13
11/1/41	A	W	13-7
10/31/42	H	W	21-14
10/30/43	A	L	13-27

11/8/47	A	L	6-41
10/16/48	A	L	0-14
9/24/49	A	L	6-26
9/23/50	A	L	7-13
9/22/51	A	L	0-21
9/26/53	A	L	7-29
9/25/54	H	L	6-20
10/1/55	H	L	18-25
9/22/56	A	W	26-6
9/21/57	A	W	7-0
9/20/58	A	W	21-14
10/3/59	A	L	12-20
9/24/60	A	W	3-0
9/30/61	A	L	22-27
9/22/62	A	W	7-6
10/19/63	A	L	10-31
9/19/64	A	W	14-13
10/9/65	H	L	7-10
9/24/66	A	L	7-10
9/16/67	H	W	13-7
9/21/68	A	W	38-6
9/30/69	H	W	10-3
9/19/70	A	L	0-19
10/2/71	H	L	7-27
9/23/72	A	L	33-34
10/6/73	H	W	28-26
10/19/74	A	L	14-33
10/18/75	H	W	21-20
10/16/76	A	W	21-13
10/15/77	H	L	14-27
10/21/78	A	W	34-7
10/20/79	H	L	21-35
10/18/80	A	L	8-28
10/17/81	H	L	10-21
10/16/82	A	L	9-41
10/15/83	H	L	14-42
10/20/84	A	L	21-28
10/19/85	H	L	14-21
10/18/86	A	L	35-34
10/17/87	H	L	14-17
10/15/88	A	W	48-3
9/23/89	H	W	40-6
9/29/90	A	W	12-9
9/28/91	H	W	24-7
9/26/92	A	W	27-20
9/25/93	H	L	14-35
10/29/94	A	L	31-17
11/24/95	H	L	28-30
11/2/96	A	L	20-52
10/18/97	H	L	7-20
11/28/98	N	L	34-37
11/11/99	N	L	6-10
10/14/00	A	W	38-20
9/29/01	H	L	9-17
10/12/02	A	W	34-17
9/27/03	H	W	47-34
10/9/04	A	L	24-30
9/24/05	H	L	24-31
11/18/06	A	L	9-23
11/20/07	H	W	31-27
11/22/08	A	W	41-10
11/28/09	H	W	28-27
11/20/10	A	W	29-25
11/5/11	H	W	13-0
10/27/12	A	L	35-43

N - @ Ericsson Stadium, Charlotte, N.C.



## RICHMOND



(17-1-1)

Home: 12-0-1  
Away: 5-1

DATE	ST	RES	SCORE
11/18/95	H	W	40-0
11/27/02	H	W	30-5
11/14/03	A	W	53-0
10/11/06	H	T	0-0
10/12/07	H	W	7-4
10/26/07	H	W	11-0
11/12/10	H	W	53-0
9/25/25	H	W	20-0
10/01/32	A	W	9-0
11/16/35	A	W	6-0
9/20/41	H	W	14-7
9/26/42	H	W	13-0
11/18/44	N	W	39-0
11/05/49	H	W	20-6
11/04/50	A	W	7-0
11/13/54	H	W	14-6
9/12/70	A	L	6-21
9/05/81	H	W	27-21
9/04/04	H	W	42-0

## SYRACUSE



(6-0-0)

OCT. 12, 2013  
RALEIGH, N.C.

Home: 3-0  
Away: 3-0

DATE	ST	RES	SCORE
9/16/72	H	W	43-20
9/28/74	A	W	28-22
9/17/77	A	W	38-0
9/16/78	H	W	27-19
8/30/97	A	W	OT 32-31
10/01/98	H	W	38-17

## WAKE FOREST



(63-37-6)

OCT. 5, 2013  
WINSTON-SALEM, N.C.

Home: 42-21-5  
Away: 21-16-1

DATE	ST	RES	SCORE
10/19/95	H	T	4-4
9/30/08	A	W	76-0
11/21/08	A	W	25-0
11/19/10	H	W	28-3
11/18/11	H	W	13-6
11/2/12	A	W	12-0
11/1/13	H	W	37-0
10/3/14	H	W	51-0
10/16/15	H	W	7-0
10/19/16	H	W	6-0
10/18/17	H	W	17-6
10/15/18	H	L	0-21
11/27/19	H	W	21-7
11/25/20	H	W	49-7
11/19/21	H	W	14-0
11/25/22	A	W	32-0
11/24/23	H	L	0-14
11/22/24	H	L	0-12
11/14/25	H	W	6-0
11/29/26	H	W	7-3
10/13/27	H	W	30-7
10/18/28	H	W	37-0
10/17/29	H	W	8-6
10/16/30	H	L	0-7
10/16/31	H	L	0-6
10/15/32	H	T	0-0
10/21/33	H	T	0-0
10/6/34	H	L	12-13
10/12/35	H	W	21-6
10/3/36	H	L	0-9
10/23/37	A	W	20-0
10/15/38	H	W	19-7
10/14/39	H	L	0-32
11/9/40	H	L	14-20
10/18/41	H	L	0-7
10/17/42	H	T	0-0
10/16/43	H	L	6-54
10/21/44	H	L	7-21
10/20/45	H	L	18-19
10/19/46	A	W	14-6
11/15/47	H	W	20-0
10/30/48	A	L	13-34
11/12/49	H	W	27-14
11/18/50	A	T	6-6
9/29/51	H	L	6-21
11/1/52	A	L	6-21
10/17/53	H	L	7-20
10/2/54	A	L	0-26
10/15/55	H	T	13-13
11/3/56	A	L	0-13
11/2/57	H	W	19-0
10/11/58	A	L	7-13
10/17/59	H	L	14-17
11/5/60	A	W	14-12
10/21/61	H	W	7-0
11/22/62	A	W	27-3

11/22/63	H	W	42-0
11/20/64	A	L	13-27
9/25/65	H	W	13-11
10/1/66	A	W	15-12
10/21/67	H	W	24-7
9/14/68	A	W	10-6
9/13/69	H	L	21-22
11/14/70	A	L	13-16
10/9/71	H	W	21-14
10/14/72	A	W	42-13
11/24/73	H	W	52-13
9/7/74	A	W	33-15
9/13/75	H	L	22-30
9/11/76	A	L	18-20
9/24/77	H	W	41-14
9/30/78	A	W	34-10
9/29/79	H	W	17-14
9/27/80	H	L	7-27
9/12/81	A	W	28-23
9/18/82	H	W	30-0
10/1/83	A	W	38-15
9/22/84	H	L	15-24
9/21/85	A	W	20-17
9/20/86	H	W	42-38
9/19/87	A	L	3-21
9/17/88	H	W	14-6
9/16/89	A	W	27-17
9/15/90	H	W	20-15
9/21/91	A	W	30-3
11/21/92	H	W	42-14
9/11/93	A	W	34-16
10/15/94	H	W	34-3
11/18/95	A	W	52-23
11/23/96	H	W	37-22
9/25/97	A	L	18-19
11/7/98	H	W	38-27
9/25/99	A	L	7-31
11/25/00	H	W	32-14
10/6/01	A	W	17-14
9/14/02	H	W	32-13
9/6/03	A	L	24-38
10/2/04	H	W	27-21
10/22/05	A	L	19-27
10/14/06	H	L	23-25
11/17/07	A	L	18-38
11/15/08	H	W	21-17
10/3/09	A	L	24-30
11/13/10	H	W	38-3
9/10/11	A	L	27-34
11/10/12	H	W	37-6

## WOLFPACK PLAYERS ON 2013 NFL ROSTERS

Player	Lettered @ NCSU	Current Team
Andre Brown	2005-08	New York Giants
Audie Cole	2008-11	Minnesota Vikings
Jerricho Cotchery	2000-03	Pittsburgh Steelers
T.J. Graham	2008-11	Buffalo Bills
Leroy Harris	2003-06	Detroit Lions
Steven Hauschka	2007	Seattle Seahawks
Nate Irving	2007-08, 10	Denver Broncos
Markus Kuhn	2007-08, 10-11	N.Y. Giants
Ted Larsen	2006-09	Tampa Bay Buccaneers
Manny Lawson	2002-05	Buffalo Bills
Terrell Manning	2009-11	Green Bay Packers
Philip Rivers	2000-03	San Diego Chargers
J.R. Sweezy	2009-11	Seattle Seahawks
Stephen Tulloch	2003-05	Detroit Lions
Mario Williams	2003-05	Buffalo Bills
Adrian Wilson	1998-00	New England Patriots
Russell Wilson	2008-10	Seattle Seahawks
Willie Young	2006-09	Detroit Lions

## NC STATE'S FIRST ROUND PICKS

Year	No.	Player	Team
1962*	2	Roman Gabriel	Los Angeles Rams
	1	Roman Gabriel	Oakland Raiders
1968	6	Dennis Byrd	Boston Patriots
1974	22	Charley Young	Dallas Cowboys
1979	16	Ted Brown	Minnesota Vikings
1980	16	Jim Ritcher	Buffalo Bills
1982	20	Mike Quick	Philadelphia Eagles
1987	20	Haywood Jeffries	Houston Oilers
1990	10	Ray Agnew	New England Patriots
1994	18	Dewayne Washington	Minnesota Vikings
1999	6	Torry Holt	St. Louis Cardinals
2001	9	Koren Robinson	Seattle Seahawks
2004**	4	Philip Rivers	New York Giants
2006	1	Mario Williams	Houston Texans
2006	22	Manny Lawson	San Francisco 49ers
2006	26	John McCargo	Buffalo Bills

\*Gabriel was drafted twice in 1962 because from 1960-66 there were two drafts – one by the established NFL and one by the new AFL; \*\*Rivers was drafted by the New York Giants, but traded on draft day to the San Diego Chargers.

## NC STATE PLAYERS' PROFESSIONAL HONORS

Dewayne Washington (Minn.)	1994 NFL Rookie of the Year
Bill Cowher (Pittsburgh)	1992 NFL Coach of the Year
	1992 AFC Coach of the Year
Willie Burden (Calgary)	1975 CFL Player of the Year
Alex Webster (NY Giants)	1970 NFC Coach of the Year
Roman Gabriel (LA Rams)	1969 NFL Player of the Year

## NC STATE ALL-PRO SELECTIONS

Mike Cofer (1)	San Francisco 49ers, 1989
Torry Holt (1)	St. Louis Rams, 2003
Haywood Jeffries (3)	Houston Oilers, 1990-92
Vaughan Johnson (5)	New Orleans Saints, 1988-92
Mike Quick (4)	Philadelphia Eagles, 1983, 85-87
Jim Ritcher (3)	Buffalo Bills, 1986, 88, 90
Adrian Wilson (3)	Arizona Cardinals, 2006, 08, 09

## NC STATE PRO BOWL SELECTIONS

Darrell Dess (2)	New York Giants, 1962-63
Roman Gabriel (3)	Los Angeles Rams, 1967-69
Torry Holt (7)	St. Louis Rams, 2000-01-03-04-05-07-08
Vaughan Johnson (4)	New Orleans Saints, 1990-93
Haywood Jeffries (3)	Houston Oilers, 1992-94
Mike Quick (5)	Philadelphia Eagles, 1984-88
Jim Ritcher (1)	Buffalo Bills, 1992
Philip Rivers (5)	San Diego Chargers, 2006, 08, 09, 10, 11
Alex Webster (2)	New York Giants, 1958, 61
Mario Williams (2)	Houston Texans, 2009, 10
Adrian Wilson (5)	Arizona Cardinals, 2006, 08, 09, 10, 11
Russell Wilson (1)	Seattle Seahawks, 2013

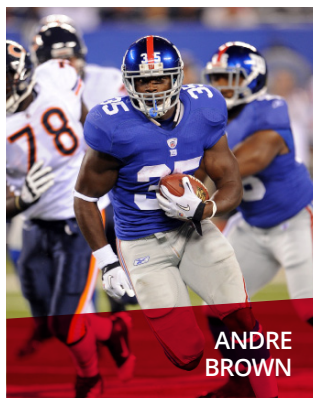
## NC STATE ALL-ROOKIE SELECTIONS

Perry Williams	New York Giants, 1984
Frank Bush	Houston Oilers, 1985
Reggie Singletary	Philadelphia Eagles, 1986
Ray Agnew	New England Patriots, 1990
Dewayne Washington	Minnesota Vikings, 1994
Torry Holt	St. Louis Rams, 1999

## 2013 NFL DRAFT PICKS

Player	Position	Current Team
David Amerson	CB	Washington Redskins
Mike Glennon	QB	Tampa Bay Buccaneers
Earl Wolff	S	Philadelphia Eagles

## NC STATE SUPER BOWL PARTICIPANTS



ANDRE BROWN



LEROY HARRIS

X	Charley Young	Dallas Cowboys, 1976
XI	Dan Medlin	Oakland Raiders, 1977
XX	Lin Dawson	New England Patriots, 1986
	Dennis Owens	New England Patriots, 1986
XXI	Perry Williams	New York Giants, 1987
XXIII	Mike Cofer	San Francisco 49ers, 1989
XXIV	Mike Cofer	San Francisco 49ers, 1990
XXV	Perry Williams	New York Giants, 1991
	Jim Ritcher	Buffalo Bills, 1991
XXVI	Jim Ritcher	Buffalo Bills, 1992
XXVII	Jim Ritcher	Buffalo Bills, 1993
XXVIII	Jim Ritcher	Buffalo Bills, 1994
XXIX	Mark Thomas	San Francisco 49ers, 1995
	Joe Milinichik	San Diego Chargers, 1995
XXX	George Hegamin	Dallas Cowboys, 1996
	Bill Cowher (coach)	Pittsburgh Steelers, 1996
XXXI	Mike Jones	New England Patriots, 1997
XXXII	Gary Downs	Atlanta Falcons, 1999
XXXIII	Ray Agnew	St. Louis Rams, 2000
	Torry Holt	St. Louis Rams, 2000
	Mike Jones	Tennessee Titans, 2000
XXXIV	George Williams	New York Giants, 2001
XXXV	Torry Holt	St. Louis Rams, 2002
XXXVI	Corey Smith	Tampa Bay Buccaneers, 2003
	Alvis Whitted	Oakland Raiders, 2003
XL	Bill Cowher (coach)	Pittsburgh Steelers, 2006
	Sean Locklear	Seattle Seahawks, 2006
XLIII	Adrian Wilson	Arizona Cardinals, 2009
XLIV	DeMario Pressley	New Orleans Saints, 2010
XLVI	Andre Brown	N.Y. Giants, 2012

PHILIP RIVERS

RUSSELL WILSON

MARIO WILLIAMS

STEPHEN TULLOCH



## FORMER WOLFPACK PLAYERS IN THE NFL

T.J.  
GRAHAMTERRELL  
MANNINGTED  
LARSENWILLIE  
YOUNG**ROBERT ABRAHAM (LB)**

Houston Oilers, 1982-87

**RAY AGNEW (DT)**New England Patriots, 1990-94  
New York Giants, 1995-97  
St. Louis Rams, 1998-00**WILLIAM AUER (TE)**

Denver Broncos, 1993

**TONY BAKER (RB)**

Denver Broncos, 2019

**RICKY BELL (DB)**Pittsburgh Steelers, 1996  
Jacksonville Jaguars, 1996  
Chicago Bears, 1997-98  
Calgary Stampeders, 2001**CONNIE MACK BERRY (B)**Detroit Lions, 1939  
Green Bay Packers, 1940  
Cleveland Rams, 1940  
Chicago Bears, 1942-46  
Chicago Rockets, 1947**SEAN BERTON (TE)**Minnesota Vikings, 2003-04  
N.Y. Giants, 2005**JARVIS BORUM (OT)**Arizona Cardinals, 2001-02  
Miami Dolphins, 2003**RALPH BRITT (TE)**

Pittsburgh Steelers, 1987

**MICHAEL BROOKS (DB)**San Diego Chargers, 1989  
Dallas Cowboys, 1990-92  
Denver Broncos, 1993**ANDRE BROWN (RB)**Denver Broncos, 2010  
Carolina Panthers, 2010  
Washington Redskins, 2010  
N.Y. Giants, 2011-12**ROD BROWN (FB)**

Arizona Cardinals, 1997-98

**TED BROWN (RB)**

Minnesota Vikings, 1979-86

**DON BUCKEY (WR)**

New York Jets, 1976

**BRIAN BULLUCK (LB)**

Indianapolis Colts, 1987

**JUSTIN BURROUGHS (C)**

New Orleans Saints, 1999-00

**FRANK BUSH (LB)**

Houston Oilers, 1985-86

**DENNIS BYRD (DT)**

Boston Patriots, 1968

**JESSE CAMPBELL (DB)**Philadelphia Eagles, 1991-92  
New York Giants, 1993-96  
Washington Redskins, 1997-98**DOM CARA (E)**

Pittsburgh Steelers, 1937-38

**RON CARPENTER (DE)**

Cincinnati Bengals, 1970-76

**DICK CHRISTY (B)**Pittsburgh Steelers, 1958  
Boston Patriots, 1960  
New York Titans, 1961-63**BRIAN CLARK (WR)**Denver Broncos, 2006  
Tampa Bay Buccaneers, 2007-09  
Detroit Lions, 2010**MIKE COFER (PK)**New Orleans Saints, 1987  
San Francisco 49ers, 1988-94  
Indianapolis Colts, 1995**AUDIE COLE (LB)**

Minnesota Vikings, 2012

**CHRIS COLEMAN (WR)**

Tennessee Titans, 2000-01

**CHRIS COLMER (OT)**

Tampa Buccaneers, 2005

**ED "TY" COON (G)**

Brooklyn Dodgers, 1940

**MARTIN CORNELISON (C)**

New York Jets, 1987

**JERRICHO COTCHERY (WR)**New York Jets, 2004-10  
Pittsburgh Steelers, 2011-12**DAMIEN COVINGTON (LB)**

Buffalo Bills, 1995-97

**BILL COWHER (LB)**Cleveland Browns, 1980-82  
Philadelphia Eagles, 1983-84**CHARLES DAVENPORT (WR)**Pittsburgh Steelers, 1992-94  
Jacksonville Jaguars, 1995  
San Francisco 49ers, 1996**A.J. DAVIS (CB)**Detroit Lions, 2007  
Cleveland Browns, 2008  
Houston Texans, 2009-10**LIN DAWSON (TD)**

New England Patriots, 1981-90

**DARRELL DESS (G)**Pittsburgh Steelers, 1958  
New York Giants, 1959-64  
Washington Redskins, 1965-66  
New York Giants, 1966-69**HAROLD DETERS (PK)**

Dallas Cowboys, 1967

**CHRIS DIETERICH (OT)**

Detroit Lions, 1980-86

**GARY DOWNS (RB)**New York Giants, 1994  
Denver Broncos, 1995-96  
Atlanta Falcons, 1997-00**RICK DRUSCHEL (OG)**

Pittsburgh Steelers, 1974

**DOVONTE EDWARDS (CB)**Minnesota Vikings, 2005-06  
Detroit Lions, 2007**JOHNNY EVANS (QB/P)**Cleveland Browns, 1978-80  
Montreal Concordes, 1982-83  
Edmonton Eskimos, 1984**ART FAIRCLOTH (B)**

New York Giants, 1947-48

**VENICE FARRAR (B)**

Pittsburgh Steelers, 1938-39

**LEVAR FISHER (LB)**Arizona Cardinals, 2002-04  
New Orleans Saints, 2004**MARK FOWBLE (PK)**

Houston Oilers, 1992

**STAN FRITTS (RB)**

Cincinnati Bengals, 1975-76

**ROMAN GABRIEL (QB)**Los Angeles Rams, 1962-72  
Philadelphia Eagles, 1973-77**CLAUDE GIBSON (DB)**San Diego Chargers, 1961-62  
Oakland Raiders, 1963-65**PAUL GIBSON (B)**Buffalo Bills, 1947-49  
Ottawa Roughriders, 1950  
Hamilton Tigercats, 1951**EDDIE GOINES (WR)**

Seattle Seahawks, 1995-96

**T.J. GRAHAM (WR)**

Buffalo Bills, 2012

**BUBBA GREEN (DT)**

Baltimore Colts, 1981

**FRANK HARRIS (RB)**

Chicago Bears, 1987

**KENNY HARRIS (SS)**Arizona Cardinals, 1997  
Philadelphia Eagles, 1999-00**LEROY HARRIS (OG)**

Tennessee Titans, 2007-12

**LOYD HARRISON (DB)**Washington Redskins, 2000  
San Diego Chargers, 2001  
Washington Redskins, 2002**TODD HARRISON (TE)**Chicago Bears, 1992  
Tampa Bay Buccaneers, 1993  
Minnesota Vikings, 1993-94**STEVEN HAUSCHKA (PK)**Baltimore Ravens, 2008-09  
Atlanta Falcons, 2009  
Denver Broncos, 2010  
Seattle Seahawks, 2011-12**GEORGE HEGAMIN (OT)**Dallas Cowboys, 1994-97  
Philadelphia Eagles, 1998  
Tampa Bay Buccaneers, 1999-00**ANDY HENDEL (LB)**Jacksonville Bulls, 1984-85  
Miami Dolphins, 1986

Buffalo Bills, 1987

**DON HERRON (LB)**

Pittsburgh Steelers, 1986

**TOM HIGGINS (LB)**Calgary Stampeders, 1976-77  
Buffalo Bills, 1979  
Saskatchewan, 1980**ANTHONY HILL (TE)**Houston Texans, 2009-10  
Indianapolis Colts, 2011**DEE DEE HOGGARD (DB)**Washington Federals, 1984  
Cleveland Browns, 1985-88**TERRENCE HOLT (S)**Detroit Lions, 2003-06  
Arizona Cardinals, 2007  
Chicago Bears, 2008  
New Orleans Saints, 2008**TORRY HOLT (WR)**St. Louis Rams, 1999-08  
Jacksonville Jaguars, 2009  
New England Patriots, 2010**ROLAND HOOKS (RB)**

Buffalo Bills, 1976-82

**BOBBY HOUSTON (LB)**Green Bay Packers, 1990  
New York Jets, 1991-96  
Kansas City Chiefs, 1997  
Minnesota Vikings, 1998**OLIVER HOYTE (LB/FB)**Dallas Cowboys, 2006-07  
Kansas City Chiefs, 2008**MARCUS HUDSON (S)**San Francisco 49ers, 2006-09  
Carolina Panthers, 2010**JOHN HUZVAR (B)**Philadelphia Eagles, 1952  
Baltimore Colts, 1953-54**RICKEY ISOM (FB)**

Miami Dolphins, 1987

**NATE IRVING (LB)**

Denver Broncos, 2011-12

**HAYWOOD JEFFRIES (WR)**

Houston Oilers, 1987-95



New Orleans Saints, 1996

**IZEL JENKINS (DB)**

Philadelphia Eagles, 1988-92  
Minnesota Vikings, 1993  
New York Giants, 1993-94

**VAUGHAN JOHNSON (LB)**

Jacksonville Bulls, 1984-85  
New Orleans Saints, 1986-94  
Chicago Bears, 1995

**MIKE JONES (DT)**

Phoenix Cardinals, 1991-93  
New England Patriots, 1994-97  
St. Louis Rams, 1998  
Tennessee Titans, 1999-00

**CARLOS KING (RB)**

Pittsburgh Steelers, 1998  
Denver Broncos, 2000

**SCOTT KOOISTRA (OT)**

Cincinnati Bengals, 2003-09  
Baltimore Ravens, 2010  
Minnesota Vikings, 2011

**ERIK KRAMER (QB)**

Atlanta Falcons, 1987  
Calgary Stampeders, 1988-89  
Detroit Lions, 1990-93  
Chicago Bears, 1994-98  
San Diego Chargers, 1999

**MARKUS KUHN (DE)**

N.Y. Giants, 2012

**TED LARSEN (OL)**

New England Patriots, 2010  
Tampa Bay Buccaneers, 2010-12

**REGGIE LAWRENCE (WR)**

Philadelphia Eagles, 1993-94

**TYLER LAWRENCE (LB)**

New York Giants, 1995

**MANNY LAWSON (LB)**

San Francisco 49ers, 2006-10  
Cincinnati Bengals, 2011-12

**BILL LEACH (OL)**

New Orleans Saints, 1987

**SEAN LOCKLEAR (OL)**

Seattle Seahawks, 2004-10  
Washington Redskins, 2011  
N.Y. Giants, 2012

**RICKY LOGO (NG)**

Detroit Lions, 1992

**TOMMY LONDON (DB)**

Cleveland Browns, 1978

**ANDRE MADDOX (S)**

N.Y. Jets, 2006

**TERRANCE MANNING (LB)**

Green Bay Packers, 2012

**LOU MARK (LB/C)**

Brooklyn Dodgers, 1938-40  
Boston Redskins, 1945

**TERRANCE MARTIN (DT)**

Houston Texans, 2003  
Cincinnati Bengals, 2004

**JOHN MCCARGO (DT)**

Buffalo Bills, 2006-10

Tampa Bay Buccaneers, 2011

**JOE MCINTOSH (RB)**

Atlanta Falcons, 1987

**ART MCMAHON (DB)**

Boston Patriots, 1968-72  
New England Patriots, 1972

**DAN MEDLIN (OL)**

Oakland Raiders, 1974-77  
Tampa Bay Buccaneers, 1977-78  
Buffalo Bills, 1979

**DAVID MERRITT (LB)**

Phoenix Cardinals, 1993-96

**JOE MILINICHIK (OL)**

Detroit Lions, 1986-89  
Los Angeles Rams, 1990-92  
San Diego Chargers, 1993-95

**DAJUAN MORGAN (S)**

Kansas City Chiefs, 2008-09

**NEAL MUSSER (LB)**

Atlanta Falcons, 1981-83

**DENNIS OWENS (DT)**

New England Patriots, 1982-86

**LESLIE PALMER (B)**

Philadelphia Eagles, 1948

**DANNY PEEBLES (WR)**

Tampa Bay Buccaneers, 1989-90  
Cleveland Browns, 1991

**JASON PERRY (FS)**

San Diego Chargers, 1999-01  
Minnesota Vikings, 2002-03  
New England Patriots, 2004

**RAYMOND PHILLIPS (DT)**

Atlanta Falcons, 1986  
Philadelphia Eagles, 1987

**DEMARIO PRESSLEY (DT)**

New Orleans Saints, 2008-10  
Carolina Panthers, 2011

**MIKE QUICK (WR)**

Philadelphia Eagles, 1982-90

**IAN RAFFERTY (G)**

NY Jets, 1999-00  
Detroit Lions, 2001  
Tennessee Titans, 2002-03

**CARL REEVES (DE)**

Chicago Bears, 1995-98

**LAMONT REID (CB)**

Arizona Cardinals, 2006  
Denver Broncos, 2007

**MIKE REID (DB)**

Philadelphia Eagles, 1993-95

**JIM RITCHER (C)**

Buffalo Bills, 1980-93  
Atlanta Falcons, 1994-96

**PHILIP RIVERS (QB)**

San Diego Chargers, 2004-12

**KOREN ROBINSON (WR)**

Seattle Seahawks, 2001-04  
Minnesota Vikings, 2005  
Green Bay Packers, 2006-07  
Seattle Seahawks, 2008

**SEBASTIAN SAVAGE (DB)**

Buffalo Bills, 1993  
Denver Broncos, 1994  
Washington Redskins, 1994-96

**JOE SCARPATI (DB)**

Philadelphia Eagles, 1964-69  
New Orleans Saints, 1970  
Philadelphia Eagles, 1971

**TONY SCOTT (DB)**

N.Y. Jets, 2000-02  
Seattle Seahawks, 2003

**REGGIE SINGLETARY (DE)**

Philadelphia Eagles, 1986-91  
Green Bay Packers, 1991-93

**COREY SMITH (DE)**

Tampa Bay Buccaneers, 2002-03  
San Francisco 49ers, 2004-05  
Detroit Lions, 2006-08

**DEVON SMITH (TE)**

New England Patriots, 1999-00

**OWEN SPENCER (WR)**

Cleveland Browns, 2011

**RAHSHON SPIKES (RB)**

Cleveland Browns, 2000

**BILL STANTON (B)**

Buffalo Bills, 1949  
Ottawa Roughriders, 1950-52

**JACK STANTON (B)**

Pittsburgh Steelers, 1961

**TREMAYNE STEPHENS (RB)**

San Diego Chargers 1998-00

**WILLIAM STRONG (CB)**

New Orleans Saints, 1995-96

**J.R. SWEZY (OL)**

Seattle Seahawks, 2012

**JESSE TATUM (E)**

Pittsburgh Steelers, 1938

**DERRICK TAYLOR (DB)**

New Orleans Saints, 1987  
Calgary Stampeders, 1988

**PAT TEAGUE (LB)**

Tampa Bay Buccaneers, 1987

**MARK THOMAS (DE)**

San Francisco 49ers, 1992-94  
Carolina Panthers, 1995-96  
Chicago Bears, 1997-98  
Indianapolis Colts, 1999-01

**MARK THOMAS (TE)**

NY Giants, 1999-00  
Kansas City Chiefs, 2001

**PATRICK THOMAS (LB)**

Jacksonville Jaguars, 2006  
Kansas City Chiefs, 2007-08


**STEPHEN TULLOCH (LB)**

Tennessee Titans, 2006-10  
Detroit Lions, 2011-12

**TANK TYLER (DT)**

Kansas City Chiefs, 2007-09  
Carolina Panthers, 2009  
Chicago Bears, 2010-11

**JAKE VERMIGLIO (OG)**



MANNY LAWSON



STEVEN HAUSCHKA



JERRICHO COTCHERY



J.R. SWEZY

Buffalo Bills, 2011

**FERNANDUS VINSON (DB)**

Cincinnati Bengals, 1991-95

**DEWAYNE WASHINGTON (DB)**

Minnesota Vikings, 1994-97  
Pittsburgh Steelers, 1998-03  
Jacksonville Jaguars, 2004  
Kansas City Chiefs, 2005

**ALEX WEBSTER (B)**

New York Giants, 1955-64

**CLAYTON WHITE (LB)**

New York Giants, 2001  
Tampa Bay Buccaneers, 2002

**ALVIS WHITED (WR)**

Jacksonville Jaguars, 1998-01  
Atlanta Falcons, 2002  
Oakland Raiders, 2003-06

**BERT WILDER (DT)**

New York Jets, 1964-67

**BRIAN WILLIAMS (DB)**

Minnesota Vikings, 2002-05  
Jacksonville Jaguars, 2006-08  
Atlanta Falcons, 2009-10  
N.Y. Giants, 2010

**ERIC WILLIAMS (DB)**

Pittsburgh Steelers, 1983-86  
Detroit Lions, 1987

**GEORGE WILLIAMS (DT)**

New York Giants, 1998-00

**MARIO WILLIAMS (DE)**

Houston Texans, 2006-11  
Buffalo Bills, 2012

**PERRY WILLIAMS (DB)**

New York Giants, 1983-94

**TJ WILLIAMS (TE)**

Tampa Bay Bucs, 2006

**ADRIAN WILSON (DB)**

Arizona Cardinals, 2001-11

**DON WILSON (DB)**

Buffalo Bills, 1984-85  
Edmonton Eskimos, 1987-89  
Toronto Argonauts, 1990-94

**RUSSELL WILSON (QB)**

Seattle Seahawks, 2012

**NASRALLAH WORTHEN (WR)**

Kansas City Chiefs, 1989-90  
Atlanta Falcons, 1991

**WILLIE YOUNG (DE)**

Detroit Lions, 2010-12

**CHARLEY YOUNG (RB)**

Dallas Cowboys, 1974-76  
Ottawa Roughriders, 1978  
Atlanta Falcons, 1979

## WOLFPACK IN THE NFL DRAFT, BY SEASON

<p>— 2013 —</p> <p>David Amerson, CB Washington, 2 Mike Glennon, QB Tampa Bay, 3 Earl Wolff, S Philadelphia, 5</p>	<p>Jason Perry, DB San Diego, 4</p> <p>— 1998 —</p> <p>Carlos King, FB Pittsburgh, 4 Alvis Whitted, WR Jacksonville, 7</p>	<p>Robert Abraham, LB Houston, 3 Dwight Sullivan, RB Dallas, 8 Todd Eckerson, T Dallas, 10</p>	<p>— 1965 - NFL —</p> <p>Glenn Sasser, E St. Louis, 12</p> <p>— 1965 - AFL —</p> <p>Glenn Sasser, E N.Y. Jets, 5</p>	<p>— 1948 —</p> <p>Bill Stanton, E Phila., 25</p> <p>— 1947 —</p> <p>Howard Turner, B Chic. Bears, 5 Paul Gibson, E Pittsburgh, 8 George Blomquist, E Philadel, 20</p>
<p>— 2012 —</p> <p>T.J. Graham, WR Buffalo, 3 Terrell Manning, LB Green Bay, 5 Audie Cole, LB Minnesota, 7 Markus Kuhn, DT N.Y. Giants, 7 J.R. Sweezy, OG Seattle, 7</p>	<p>— 1997 —</p> <p>Rod Brown, RB Arizona, 6</p> <p>— 1995 —</p> <p>Dam. Covington, LB Buffalo, 3 William Strong, DB N. Orleans, 5 Carl Reeves, DE Chicago, 6 Eddie Goines, WR Seattle, 6</p>	<p>— 1981 —</p> <p>Bubba Green, DT Baltimore, 6 Lin Dawson, TE N. England, 8</p> <p>— 1980 —</p> <p>Jim Ritcher, C Buffalo, 1 Chris Dietrich, T Detroit, 6 Woodrow Wilson, DB Pitt., 10 Lee Jukes, WR Phil. 11 Chuck Stone, G Miami, 12</p>	<p>— 1964 - AFL —</p> <p>Joe Scarpati, DB Boston, 13 Don Montgomery, E Buffalo, 19</p> <p>— 1963 - NFL —</p> <p>Luther Woodruff, T Baltimore, 18</p>	<p>— 1944 —</p> <p>Mike Andrews, E Boston Yanks, 5 Art Faircloth, B Boston Yanks, 17 Lloyd Ott, C Chicago Cards, 30</p>
<p>— 2011 —</p> <p>Nate Irving, LB Denver, 3</p> <p>— 2010 —</p> <p>Ted Larsen, C New England, 6 Willie Young, DE Detroit, 7</p>	<p>— 1994 —</p> <p>Dewayne Washington, DB Minn., 1 Gary Downs, RB N.Y. Giants, 3 George Hegamin, OT Dallas, 3</p> <p>— 1993 —</p> <p>Mike Reid, DB Philadelphia, 3 Sebastian Savage, DB Buffalo, 5 David Merritt, LB Miami, 7</p>	<p>— 1979 —</p> <p>Ted Brown, RB Minnesota, 1 Tim Gillespie, G N.Y. Giants, 12</p> <p>— 1978 —</p> <p>Johnny Evans, QB/P Cleveland, 2 Elijah Marshall, WR Tampa Bay, 6 Richard Carter, DB N. Orleans, 9</p>	<p>— 1962 - NFL —</p> <p>Roman Gabriel, QB L.A. Rams, 1 Bert Wilder, T L.A. Rams, 11</p> <p>— 1962 - AFL —</p> <p>Roman Gabriel, QB Oakland, 1 Tom Dellinger, HB Buffalo, 5 Bert Wilder, T N.Y. Titans, 14</p>	<p>— 1943 —</p> <p>Pete Boltrek, T Pittsburgh, 11 W.J. Gibson, E Brooklyn, 23</p> <p>— 1940 —</p> <p>Ed "Ty" Coon, T Brooklyn, 7 Mike Sullivan, E Pittsburgh, 17</p>
<p>— 2009 —</p> <p>Andre Brown, RB NY Giants, 4 Anthony Hill, TE Houston, 4</p> <p>— 2008 —</p> <p>DaJuan Morgan, S Kansas City, 3 DeMario Pressley, DT N. Orleans, 5</p>	<p>— 1992 —</p> <p>Mark Thomas, DE S. Francisco, 4 Charles Davenport, WR Pitts., 4 Todd Harrison, TE Chicago, 5 Scott Adell, LB New Orleans, 12</p> <p>— 1991 —</p> <p>Jesse Campbell, DB Philadelphia, 2 Mike Jones, DT Arizona, 2 Joe Johnson, DB Chicago, 4 Fernandus Vinson, DB Cincinnati, 7 Elijah Austin, NT Cleveland, 12</p>	<p>— 1976 —</p> <p>Dave Buckey, QB N.Y. Jets, 12 Don Buckey, WR N.Y. Jets, 12</p> <p>— 1975 —</p> <p>Stan Fritts, RB Cincinnati, 4 Roland Hooks, RB Buffalo, 10 Frank Haywood, DT Cincinnati, 14</p>	<p>— 1961 - NFL —</p> <p>"Hoot" Gibson, HB Chicago, 3 Dick Reynolds, T Baltimore, 12 Nick Maravich, T Phila., 18</p> <p>— 1961 - AFL —</p> <p>Dick Reynolds, T Houston, 7 "Hoot" Gibson, HB L.A. Chargers, 7</p>	<p>— 1938 —</p> <p>Lou Mark, C Brooklyn, 10</p> <p>— 1937 —</p> <p>Dom Cara, E Boston, 10</p>
<p>— 2007 —</p> <p>Tank Tyler, DT Kansas City, 3 A.J. Davis, CB Detroit, 4 Leroy Harris, C Tennessee, 4</p> <p>— 2006 —</p> <p>Mario Williams, DE Houston, 1 Manny Lawson, LB San Francisco, 1 John McCargo, DT Buffalo, 1 Stephen Tulloch, LB Tennessee, 4 Marcus Hudson, S San Francisco, 6 T.J. Williams, TE Tampa Bay, 6</p>	<p>— 1999 —</p> <p>Ray Agnew, DE N.England, 1 Bobby Houston, LB Green Bay, 3</p> <p>— 1999 —</p> <p>Danny Peebles, WR Tampa Bay, 2 Naz Worthen, WR Kansas City, 3</p>	<p>— 1974 —</p> <p>Charley Young, RB Dallas, 1 Rick Druschel, G Pittsburgh, 6 Willie Burden, RB Detroit, 6 Allen Sitterle, T Pittsburgh, 7</p> <p>— 1972 —</p> <p>Dan Medlin, DT Oakland, 6</p>	<p>— 1960 - NFL —</p> <p>John Lawrence, G Washington, 18</p> <p>— 19360 - AFL —</p> <p>John Lawrence, G Boston, 2 Don Stallings, T N.Y. Titans, 1 Jim Nemeth, C N.Y. Titans, 2</p>	
<p>— 2005 —</p> <p>Chris Colmer, OT Tampa Bay, 3 Andre Maddox, S NY Jets, 5 Pat Thomas, LB Jacksonville, 6</p> <p>— 2004 —</p> <p>Philip Rivers, QB NY Giants, 1 Sean Locklear, OG Seattle, 3 Jerricho Cotchery, WR NY Jets, 4</p>	<p>— 1998 —</p> <p>Izel Jenkins, DB Phila., 11</p> <p>— 1987 —</p> <p>Haywood Jeffries, WR Houston, 1 Nelson Jones, DB San Diego, 5</p>	<p>— 1971 —</p> <p>Ed Nichols, T Chicago, 13</p> <p>— 1970 —</p> <p>Ron Carpenter, DT Cincinnati, 2</p> <p>— 1969 —</p> <p>Gerald Warren, PK St. Louis, 10 Bobby Hall, RB Buffalo, 11 Henry Hipps, LB Los Angeles, 16</p>	<p>— 1959 —</p> <p>Bob Pepe, E N.Y. Giants, 10 Frank Palandrini, T Cleveland, 12 Paul Balonick, C Baltimore, 20</p> <p>— 1958 —</p> <p>Dick Christy, B Green Bay, 3 Darrell Dess, T Washington, 11 Ken Trowbridge, B Pittsburgh, 23</p>	
<p>— 2003 —</p> <p>Terrence Holt, S Detroit, 5 Scott Kooistra, OT Cincinnati, 7</p> <p>— 2002 —</p> <p>Levar Fisher, LB Arizona, 2 Brian Williams, DB Minnesota, 4</p>	<p>— 1986 —</p> <p>Joe Milinichik, T Detroit, 3 Raymond Phillips, DB Denver, 7 Reggie Singletary, DE Phila., 12 Rickey Isom, RB Miami, 12</p> <p>— 1985 —</p> <p>Frank Bush, LB Houston, 5 Joe McIntosh, RB Detroit, 5</p>	<p>— 1968 —</p> <p>Dennis Byrd, DT Boston, 1 Fred Combs, DB San Diego, 13 Art McMahon, DB Boston, 15</p> <p>— 1967 —</p> <p>Bill Gentry, LB Atlanta, 12 Harold Deters, PK Dallas, 12 Charlie Noggle, HB Kansas City, 16</p>	<p>— 1957 —</p> <p>John Szuchan, T Pittsburgh, 20</p> <p>— 1956 —</p> <p>Eddie West, QB Cleveland, 17</p> <p>— 1954 —</p> <p>Hugh Pierce, C Cleveland, 20</p>	
<p>— 2001 —</p> <p>Koren Robinson, WR Seattle, 1 Adrian Wilson, DB Arizona, 3</p> <p>— 2000 —</p> <p>Lloyd Harrison, DB Washington, 3 Tony Scott, DB NY Jets, 6</p>	<p>— 1983 —</p> <p>Eric Williams, DB Pittsburgh, 6 Perry Williams, DB N.Y. Giants, 7</p> <p>— 1982 —</p> <p>Mike Quick, WR Philadelphia, 1</p>	<p>— 1966 - NFL —</p> <p>Dave Ellis, DE Baltimore, 7 Tony Golmont, DB St. Louis, 19</p> <p>— 1966 - AFL —</p> <p>Tony Golmont, DB Buffalo, 14</p>	<p>— 1953 —</p> <p>Alex Webster, B Washington, 11</p> <p>— 1952 —</p> <p>Elmer Costa, G Cleveland, 4 Tom Tofaute, C Chic. Cards, 14 Jim O'Rourke, B Washington, 22</p>	
<p>— 1999 —</p> <p>Torry Holt, WR St. Louis, 1</p>			<p>— 1950 —</p> <p>Jim Byler, G. Chic. Bears, 22</p>	





## DR. RANDY WOODSON

Dr. Randy Woodson is the 14th chancellor of North Carolina State University. A nationally recognized leader in bridging the gap between vision and action, he has led the development and implementation of the university's strategic plan to improve student success, faculty excellence, and engagement and economic development. In addition to this transformative plan, Woodson has led a strategic realignment to mold the university for greater efficiency and effectiveness in the face of decreasing resources. His reputation for consensus-building has given voice to a diverse university community, creating opportunities for multi-disciplinary collaboration and unifying university constituents to focus on enhancing student success and the value of an NC State degree. These shifts will continue to guide the university as it unites and adapts a cherished tradition with the constantly evolving landscape of higher education.

During his tenure Woodson has overseen the largest private

of Arkansas and a M.S. and Ph.D. in Plant Physiology from Cornell University. He joined the Purdue faculty in 1985 as an assistant professor in the Department of Horticulture. Prior to his administrative appointments, Woodson also served as head of the Department of Horticulture and Landscape Architecture at Purdue and was a visiting scholar at the École Nationale Supérieure Agronomique de Toulouse in France.

Over his decades-long career in higher education, Dr. Woodson has contributed a substantial body of knowledge to the field of plant science, which has been published in over 100 journal articles and book chapters. His research has covered topics such as plant genetics, molecular biology, biotechnology and sustainable bioproducts development, spanning the gap between the detailed science of plant physiology and the practical application of this knowledge in the field of horticulture. His research has been



gift in university history. Through the creation of the Faculty Excellence Fund Woodson has inspired inventive faculty research rewarding creativity and entrepreneurship. Under his leadership, NC State remains the 3rd best value among public universities in the U.S. and, according to a Wall Street Journal study, ranks 19th overall by recruiters for nearly 500 public and private corporations, non-profits and federal agencies across the nation.

Woodson arrived at NC State from Purdue University, where he served as executive vice president for academic affairs and provost. He took on the role of provost in 2008, after serving nearly four years as the Glenn W. Sample Dean of Agriculture. Prior to that, Woodson was the associate dean of agriculture and director of the Office of Agricultural Research Programs at Purdue from 1998 to 2004.

Woodson's career has been shaped by the land-grant university system, receiving a B.S. in Horticulture from the University

featured in stories published in BusinessWeek, The Futurist, and Discover.

Woodson has received a number of professional honors during his career, including the Purdue University Agriculture Research Award, the American Society for Horticultural Science Outstanding Researcher Career Award and the Sagamore of the Wabash Award, the highest award presented by the governor of Indiana for service. He is a fellow of the American Society for Horticultural Science.

Woodson and his wife, Susan, have three adult children.





## DEBORAH A. YOW

When Deborah A. Yow was hired to be NC State's director of athletics on June 25, 2010, her goal was to make the department she inherited one of the best in the nation.

In three short years, she has taken many steps to accomplish that goal. She has re-engineered and transformed the department, from revamping the department's coaching and administrative personnel; to increasing its annual budget by nearly two-thirds, significantly increasing revenues from all sources; to upgrading the school's athletic facilities.

Through her leadership, the Wolfpack's program of 23 varsity sports has made remarkable improvement in its national standing in the NACDA Director's Cup, a measure of competitive accomplishments for all NCAA varsity sports. From 2010-12, the school made the biggest single jump of any ACC school in the 20-year history of the rankings, improving from No. 89 to No. 37. In 2013, NC State moved up No. 34, as a record 18 sports were represented in postseason play.

All eight of NC State's spring teams qualified for postseason play in 2013, with baseball hosting an NCAA Super Regional for the first time ever and advancing to the College World Series and softball winning the ACC championship and participating in an NCAA Regional for just the third time in school history.

NC State was one of only three NCAA institutions in the nation to have its football team go to a bowl game, its men's basketball team go to the NCAA Championship and its baseball team go to the College World Series. A record number of student-athletes graduated in the spring of 2012 and NC State had more than 100 ACC All-Academic honorees the last two years.

The Wolfpack clearly has embraced Yow's comprehensive and energized vision for the future of the department, which has rallied under its trademark motto: "Wolfpack Unlimited: Refuse To Accept the Status Quo."

Yow's expectations are clear and concise:

- Every sport with a full complement of scholarships should be among the nation's top 25, working towards the top 10 and competing for conference and national championships.
- Every student-athlete should be provided the opportunity and resources to be as successful in the classroom as on the field of competition.
- Every alumnus and supporter should be treated as a valued customer, with dedicated service from athletics department personnel.

In her first three years on the job, Yow has made significant changes to the structure, branding and outcomes of the athletics department.

She has hired eight new head coaches: men's basketball coach Mark Gottfried, men's soccer coach Kelly Findley, women's soccer coach Tim Santoro, men's and women's swimming coach Braden Holloway (a former NC State swimmer), wrestling coach Pat Popolizio, softball coach Shawn Rychcik, football coach Dave Doeren and most recently women's basketball coach Wes Moore.

These new coaches are beginning to accomplish extraordinary things in recruiting and in NCAA competition. Gottfried has led the men's basketball program two NCAA Championships in his first two seasons, including a Sweet Sixteen appearance. Holloway was named the 2013 ACC Coach of the Year after leading the men's swimming team to a No. 15 finish at the NCAA championship, its highest since 1978-79, and the team was named the national "Breakout Team of the Season" in the prestigious College Swimming and Diving Honors Program. Rychcik, in his first season, guided the Wolfpack softball team to the ACC title and an NCAA regional championship game appearance. Popolizio signed the No. 4 recruiting class nationally in his first season.

She also brought in nationally renowned Bob Alejo to serve as the director of the strength and conditioning programs for all student-athletes.

Senior administration has been geared to oversee the implementation of her vision for the Wolfpack's future success. She has also helped change the face of NC State athletics with overall improvements and upgrades to administrative and competitive facilities on campus.

The department has established Wolfpack Sports Properties in a new working agreement for multi-media rights with Learfield Communications and Capital Broadcasting Co.; a department-

wide apparel agreement with Adidas Sports; and a new Five-Year Strategic Plan. She also led in the creation of the comprehensive NC State Athletics Hall of Fame, which inducted 10 members in its inaugural class in 2012 and added another 10 members for 2013.

Yow has made it clear to her coaches and staff they will be provided with the resources they need to be competitive at the highest level of college athletics. She has also made clear her expectations for excellence in all 23 varsity programs at the institution.

Yow knows the importance of her position, leading the gateway department of the largest university in North Carolina. The ACC's first female athletics director also knows NC State's reputation as a pioneering program that first established basketball as a dominant sport in the South, was the first to integrate varsity athletics in the Atlantic Coast Conference and was the first public school in the state to dedicate full resources to women's athletics.

Hardly unfamiliar to Wolfpack fans, the native of Gibsonville, N.C., has been deeply connected to NC State since her youth, when her parents Hilton and Lib Yow introduced their three daughters and one son to college athletics. At the time, that meant legendary basketball coach Everett Case's fast-breaking style that dominated the early days of ACC basketball.

Later, she watched her older sister, Kay, become the first full-time women's coach in the state of North Carolina, when she was hired by then-athletics director Willis Casey to coach NC State's first three women's sports: basketball, volleyball and softball. Her first all-star, and the first women's All-American in NC State history, was the youngest of the Yow sisters, Susan.

Yow served as a high school coach at Burlington's Williams High School and Gibsonville's Eastern Guilford High before becoming the women's basketball coach at the University of Kentucky. She also served as the head coach at Oral Roberts University and the University of Florida, before switching career paths to become an administrator, at both Florida and UNC Greensboro. In 1990, she was named the athletics director at Saint Louis, where she hired Charlie Spoonhour as men's basketball coach. In his first season, Spoonhour was named ESPN National Coach of the Year.

She moved to the University of Maryland in 1994 and in 2000 selected Ralph Friedgen as football coach. Friedgen was named consensus National Coach of the Year in 2001 after leading the Terps to the ACC championship and an appearance in the Orange Bowl. In 2002, she brought in Brenda Frese, the 2002 Big Ten and AP National Coach of the Year, to guide the Terrapin women's basketball program. In 2006, Frese led Maryland to the NCAA championship.

Under her leadership, Maryland's 27 varsity programs won a remarkable 20 national championships and consistently graduated student-athletes, including an all-time high federal graduation rate of 80 percent. In 2009, the NCAA News named Maryland as one of the Top 10 athletics programs in the nation.

At NC State, Yow oversees a department with 23 sports that includes approximately 185 full-time staff and 525 student-athletes.

Yow has served as president of the National Association of Collegiate Directors of Athletics and the national Division I-A Athletic Directors Association. She is a member of the National Football Foundation board of directors, as well as the USA Football board of directors and has served on the NCAA Division I Men's Basketball Academic Enhancement Committee, as well as having represented the ACC on the NCAA Management Council.

Both Street and Smith's Sports Business Journal and the Chronicle of Higher Education have cited Yow as being one of the 20 most influential people in college athletics. She was selected to serve on the President's U.S. Department of Education Commission on Opportunities in Athletics to review the status of Federal Title IX regulations. She earlier served as the chair of the Atlantic Coast Conference Committee on Television, which is charged with overseeing the league's TV contracts and other related broadcast issues.

Like her older sister, Yow has been inducted into the North Carolina Sports Hall of Fame.

Yow has written numerous articles and books on athletics management and human behavior. She holds a bachelor's degree from Elon University and a master's degree from Liberty University. She also has been awarded honorary doctorates for professional achievement from Elon, Liberty and the United States Sports Academy. She is married to Dr. William W. Bowden.



One of the landmarks of North Carolina's capital city, Carter-Finley Stadium has gained a national reputation as being one of the toughest places to play. In the past three seasons, NC State has lost just three games on its home field, a testament to the rabid fans who look forward year-round to seeing their Wolfpack play.

In its 48th year of existence, Carter-Finley Stadium boasts 57,583 permanent seats and is surrounded by acres convenient parking. The south end zone is the home of the 103,254 square-foot Murphy Center, which is unequalled in its design for the training and preparation of athletes.

The Wolfpack squad practices just a stone's throw away at the Dail Practice Complex. This area covers seven acres and boasts three full fields, a training room, restrooms and a video/coaching tower.

The A.E. Finley Fieldhouse in the north end zone houses two spacious, state-of-the-art locker rooms that can be divided into smaller locker rooms when NC State plays host to high school championship games. There are also halftime locker room areas for the cheerleaders, the dance team, game referees and coaches.

Rising above the fieldhouse is the 100'x40' HD scoreboard.

## C. RICHARD VAUGHN TOWERS

Vaughn Towers dominates the skyline around Carter-Finley Stadium as it rises above the west stands. The 117,000 square-foot structure, which stretches from endzone to endzone, includes four levels, 51 private luxury suites and 955 club seats, as well as a University Suite for the Chancellor. The state-of-the-art facility also includes accommodations for the media, with 112 press seats.

The facility is named for Richard Vaughn, a resident of Mount Airy, who graduated from NC State with a degree in nuclear engineering.

### TOP CARTER-FINLEY STADIUM CROWDS

	Att.	Opponent	Date	Result	Score
1.	58,650	East Carolina	Sept. 6, 1986	W	38-10
2.	58,300	East Carolina	Sept. 7, 1985	L	14-33
3.	58,083	Virginia Tech	Sept. 16, 2010	L	30-41
4.	57,800	North Carolina	Oct. 15, 1983	L	14-42
5.	57,700	East Carolina	Sept. 11, 1983	L	16-22
6.	57,583	Clemson	Nov. 19, 2011	W	38-13
	57,583	North Carolina	Nov. 5, 2011	W	13-0
	57,583	South Carolina	Sept. 3, 2009	L	3-7
	57,583	Pittsburgh	Sept. 26, 2009	W	38-31
	57,583	Clemson	Nov. 14, 2009	L	23-43
	57,583	North Carolina	Nov. 28, 2009	W	28-27
	57,583	East Carolina	Sept. 20, 2008	W	30-24
	57,583	South Florida	Sept. 27, 2008	L	10-41
	57,583	North Carolina	Nov. 10, 2007	W	31-27
	57,583	Appalachian St.	Sept. 2, 2006	W	23-10
	57,583	Boston College	Sept. 23, 2006	W	17-15
17.	57,500	Virginia Tech	Sept. 4, 2005	L	16-20
	57,500	North Carolina	Sept. 24, 2005	L	24-31
	57,500	Clemson	Oct. 13, 2005	L	10-30
20.	57,437	Florida State	Oct. 5, 2006	W	24-20
21.	57,400	North Carolina	Oct. 17, 1987	L	14-17
23.	57,300	East Carolina	Sept. 29, 1984	W	31-22
23.	57,283	Central Florida	Sept. 1, 2007	L	22-25
24.	57,161	Wake Forest	Nov. 13, 2010	W	38-2
25.	57,100	North Carolina	Sept. 23, 1989	W	40-6



## RECORD AT CARTER-FINLEY

Year	Home Rec.	Year	Home Rec.	Year	Home Rec.
1966	3-2	1982	5-1	1998	5-1
1967	4-0	1983	2-5	1999	4-1
1968	3-2	1984	2-5	2000	5-1
1969	1-3-1	1985	1-5	2001	3-3
1970	2-1-1	1986	6-0-1	2002	6-1
1971	1-4	1987	2-4	2003	6-1
1972	5-0-1	1988	5-1-1	2004	2-4
1973	5-0	1989	5-2	2005	4-3
1974	5-0	1990	5-1	2006	3-4
1975	5-1	1991	6-1	2007	3-4
1976	1-4-1	1992	5-1	2008	4-3
1977	4-3	1993	5-1	2009	5-3
1978	5-1	1994	5-1	2010	5-1
1979	4-2	1995	1-5	2011	6-1
1980	5-1	1996	2-3	2012	5-1
1981	3-4	1997	4-2	Totals	183-98-6



## WAYNE T. DAY FAMILY FIELD:


Named for Wolfpack alumnus Wayne T. Day in 2002, the playing surface at Carter-Finley Stadium was reconstructed in 2009. The new playing surface is built to USGA specifications for a golf green. The USGA specification has an elaborate drainage system and a 10" rootzone mix that is 90% sand and 10% peat. The field has Tiftway 419 hybrid bermudagrass from Sandhills turf farm in North Carolina. The irrigation system consists of 6 "big gun" sprinklers that spray over 200 gallons per minute. The water source is well water that is contained in tanks

YEAR-BY-YEAR ATTENDANCE AT  
CARTER-FINLEY STADIUM

Year	Attendance	Games	Average	Year	Attendance	Games	Average
1966	142,000	5	28,400	1990	262,000	6	43,666
1967	136,800	4	34,200	1991	303,473	7	43,353
1968	143,700	5	28,740	1992	282,942	6	47,157
1969	156,750	5	31,350	1993	245,163	6	40,860
1970	105,905	4	26,476	1994	270,016	6	45,002
1971	124,200	5	24,840	1995	272,594	6	45,432
1972	198,800	6	33,133	1996	229,250	5	45,850
1973	202,300	5	40,460	1997	290,400	6	48,400
1974	213,000	5	42,600	1998	287,800	6	47,966
1975	266,000	6	44,333	1999	239,394	5	47,879
1976	240,100	6	40,017	2000	280,519	6	46,753
1977	312,700	7	44,671	2001	295,524	6	49,254
1978	253,500	6	42,250	2002	346,340	7	49,477
1979	289,000	6	48,167	2003	372,919	7	53,274
1980	267,500	6	44,583	2004	333,600	6	55,600
1981	323,650	7	46,236	2005	371,276	7	53,039
1982	273,700	6	45,617	2006	395,779	7	56,540
1983	315,500	7	45,071	2007	394,493	7	56,356
1984	295,100	7	42,157	2008	396,658	7	56,665
1985	238,400	6	39,733	2009	451,377	8	56,422
1986	325,780	7	46,540	2010	341,261	6	56,877
1987	265,500	6	44,250	2011	394,008	7	56,287
1988	328,700	7	46,957	2012	324,638	6	54,106
1989	312,380	7	44,625	Totals	12,816,865	287	44,658



THE  
WENDELL H. MURPHY  
FOOTBALL CENTER



The 103,254-square-foot Wendell H. Murphy Center houses every aspect of Wolfpack football, from sports medicine, to equipment, to strength training, to academics. As functional as it is aesthetically pleasing, the Murphy Center is definitely the Wolfpack's den.

The Murphy Center (known as "The Murph" to the Wolfpack players) is among the largest operations facilities in the country devoted solely to football. Visitors enter the building through Gant Plaza, where the 28' "Wolfpack Turf" statue and fountain stands proudly. The center is open year round during the week from 8am-5pm for visitors, with tours available by contacting the athletic department in advance.

Visitors to the Murphy Center can experience the rich heritage of Wolfpack Football in the Finley Hall of Champions. This multimedia complex highlights NC State's football tradition with photos, artifacts and interactive exhibits. Fans can watch video highlights in the Woolard Theater and younger Wolfpackers can have fun

in the Junior Wolfpack Zone.

From the lobby, double doors open into the massive Gunter Family strength training facility, which runs the entire length of the building and covers 15,000 square-feet. The facility houses a track, a nutrition center, a large turf room and over 15 tons of weights.

The third floor of the Murphy Center houses a large dining room and a players' lounge that overlooks Wayne Day Family Field. The lounge contains couches, pool tables, ping-pong tables, wide-screen TVs and video games for the Wolfpack players to enjoy during breaks.

A large team meeting room and meeting rooms for each position are also on the third floor. Each room is equipped with the latest video playback equipment for reviewing film and breaking down an athlete's performance. That level also houses offices for the Wolfpack's academic advisors, as well as a large study room with computers in the Kirkland Academic Suite.

On the fourth floor, the coaches' offices, a large staff conference room, offensive and defensive meeting rooms, a television studio and the video production offices can be found.

The heartbeat of the Murphy Center is on the bottom floor. The beautiful locker room stretches the length of the building on one side of the hall, boasting 114 custom wood lockers, bathrooms, showers, a stereo and TVs. The other side of the hall is home to the equipment room and the state-of-the-art sports medicine facility, which covers 6,000 square feet and includes an aquatics area with three pools.

The building is named for Wendell H. Murphy, a lifelong supporter of both athletic and academic initiatives at NC State. A member of the NC State Board of Trustees, Murphy was awarded the prestigious Watauga Medal in 1999, the school's highest award given for outstanding and distinguished service.



**WOLFPACK TURF:**

Former Wolfpack football player and master sculptor Dick Idol, created the "Wolfpack Turf" monument, which rises from the plaza in front of the Murphy Center. The statue is made up of six wolves, each two-times life size, standing on a 21-foot stone mountain.

Each wolf on the sculpture has a name which represents one of the characteristics of a wolf and of a Wolfpack football player: Confidence, Passion, Spirit, Courage, Pride and Strength.



ESPN.COM RANKED NC STATE'S FOOTBALL FACILITIES THE **BEST IN THE ACC.**







### CREDENTIALS

Credentials for NC State home games are issued for working media only. Credentials will be mailed if time permits or will be left at the press will-call at Gate 5 on the Trinity Road side of the Murphy Center at Carter-Finley Stadium.

Requests should be made in writing to Assistant Athletics Director for Communications Annabelle Myers at [annabelle\\_myers@ncsu.edu](mailto:annabelle_myers@ncsu.edu)

### PRACTICE

NC State football practices are closed to the media, but a limited portion of practice will be open to photographers. Players are available following practice on Tuesday and Wednesday mornings if their academic schedules allow and Coach Doeren is available following Tuesday and Thursday practices. Please check with the athletic communications staff to determine what time practice will conclude.

### INTERVIEW POLICIES

#### Monday Media Conference

Coach Doeren will play host to a weekly media conference on Mondays at 1 p.m. in the Murphy Center Media Room. Two Wolfpack players (one offense, one defense) will follow Doeren in the media room.

The media conference may also be accessed by appropriate media outlets via teleconference. Please call the Media Relations Office to obtain the number.

#### Post-Practice Interviews

Interviews will be conducted only after all practice and conditioning work is completed. Players are available following practice on Tuesdays and Wednesdays, and Coach Doeren is available on Tuesdays, Wednesdays and Thursdays. Assistant coaches are available all three days as well.

#### Postgame Interviews

Following a brief cooling-off period, Coach Doeren and 2-3 players will be brought to the Murphy Center Media Room.

Requests for players will be collected in the press box, midway through the fourth quarter. A representative from the Athletics Communications staff will also collect requests from the on-field media near the end of the game. Those players will be brought to the media room following the press conference.

### INJURY REPORTS

If a player is injured during the course of a game, an announcement will be made in the press box regarding the type of injury and if the player is expected to return to the game.

The Athletics Communications office will send out an updated injury report on Thursday mornings 90 minutes following the conclusion of practice for conference games only. There will be no other updates on injuries during the week.

### GAME DAY SERVICES

**Press Box:** The NC State press box is located in Vaughn Towers on the west side of Carter-Finley Stadium.

**Press Parking:** Press parking is located in the Fairgrounds Lot, closest to Gate B.

**Media Services:** Complete individual and team statistics, running play-by-play and post-game coaches' quotes and notes are provided for all working media. Complete game books will also be delivered to the postgame interview area. A pregame meal is also available for the media approximately 90 minutes before kickoff.

**Photographers:** Phones line and wireless access for filing are available in Vaughn Towers and on field level in the north endzone media room.

To gain field access, photographers must also wear a vest. Vests may be signed for 90 minutes prior to kickoff in the media area of Vaughn Towers. In accordance with NCAA and Atlantic Coast Conference rules, photographers will not be allowed between the 25-yard lines. Only WORKING photographers will be allowed on the field during the game. A media relations representative will be on-field at all times to assist the photographers with needs they may have.

### IMPORTANT DATES

Team Reports	Aug. 1
First practice	Aug. 2
Media Day / Meet the Pack	Aug. 4
Classes begin	Aug. 21

### DIRECTIONS

**From the west (airport):** Take I-40 to the Wade Avenue exit; Take the first exit off of Wade for Edwards Mill Road. Turn right on Edwards Mill, then turn left at the light on Trinity Road. The stadium and the operations center are on your left and media parking is on the right, directly across from the Murphy Center entrance.

**From the east:** Take I-40 west to the Carter-Finley Stadium exit.

### ACC COACHES TELECONFERENCE

The 14 ACC football coaches will be featured on a weekly teleconference each Wednesday from 10:30 a.m., to 12:50 p.m., beginning on Aug. 28. Audio files of the teleconference are available at [theacc.com](http://theacc.com) shortly after its conclusion.

#### ACC Football Coaches Teleconference Schedule

Dabo Swinney, Clemson	10:30 am
Jimbo Fisher, Florida State	10:40 am
Randy Edsall, Maryland	10:50 am
Scott Shafer, Syracuse	11:00 am
Jim Grobe, Wake Forest	11:10 am
Paul Johnson, Georgia Tech	11:20 am
Larry Fedora, North Carolina	11:30 am
Paul Chryst, Pittsburgh	11:40 am
Frank Beamer, Virginia Tech	11:50 am
Mike London, Virginia	12 pm
Steve Addazio, Boston College	12:10 pm
David Cutcliffe, Duke	12:20 pm
Al Golden, Miami	12:30 pm
Dave Doeren, NC State	12:40 pm

**Media Phone Number:** 919-312-0956

### GETTING IN TOUCH

**Media Relations Phone:** (919) 515-2102

**Media Relations Fax:** (919) 515-3624

**Media Relations Mailing Address:** Box 8507, Raleigh, NC 27695-8507

**Delivery/Overnight Address:** 3101 Stanhope Ave., Suite 300 Raleigh, NC 27607


### PHONE LINES

The press box will be equipped with a limited number of pool telephones, but wireless access will be available. To request a specific line for your media outlet, please provide the following information with your request:

(Please note that you will be billed directly from AT&T for the service(s) that you order. Also, should the AT&T Technician require the assistance of Communication Technologies personnel or use of Communication Technologies facilities or materials, an additional bill will be sent for time and materials from the Communications Technologies Office at NC State University.

1. Your name and company's name.
2. Your billing address and contact number
3. Include the following building Location information on your request: **Vaughn Towers** - SLA 325 4600 Trinity Road / **Carter Finley Press Box** - SLA 325 ( bldg 135) 4600 Trinity Road
4. The number of telephone lines requesting to be installed
5. Type of service you will need? Please include long distance carrier. **Phone lines:** allow 7-10 business days, excluding the day the order was emailed; **DSL or ISDN service:** a minimum of 10 business days is required. Advise if you need a modem or router; select static or dynamic ip's; select speed needed. Also, advise if you want AT&T to connect the ADSL service.
6. On-site contact name and number.
7. Please include the connection and disconnect dates.
8. Email Denise Stamper, Customer Service Associate, [ds0407@att.com](mailto:ds0407@att.com) CC: Trish Palmer, NC State Com Tech [trish\\_palmer@ncsu.edu](mailto:trish_palmer@ncsu.edu) (919-515-0132) Brian Reinhardt, Athletics Communications [brian\\_reinhardt@ncsu.edu](mailto:brian_reinhardt@ncsu.edu) (919-515-8853).





JOHNNY EVANS, DAVID MODLIN (ENGINEER), TONY HAYNES, GARY HAHN

## WOLFPACK SPORTS NETWORK

The Wolfpack Sports Network, one of the strongest collegiate sports networks in the nation, will be heard for the 52nd year throughout North Carolina and globally via GoPack.com's All-Access multimedia channel during the 2012 football season.

The network is managed by Wolfpack Sports Properties, a joint venture between Learfield Sports and Raleigh's Capitol Broadcasting Company. It covers three of the 45 largest radio markets in the country and is made up of over 20 affiliates that effectively blanket the state from the mountains to the coast. The flagship station is the powerful WRAL-FM, MIX 101.5 in Raleigh.

All the action is brought to the devoted Wolfpack listeners by veteran play-by-play man and former North Carolina Sportscaster of the Year, Gary Hahn, who is in his 24th season as the voice of the Wolfpack. Joining Hahn in the booth is former Wolfpack All-American Johnny Evans, who provides color commentary. Manning the sidelines will be NC State alumnus Tony Haynes, now in his 15th season covering NC State football.


Following each contest, the network follows the Pack into the locker room for live interviews with head coach Tom O'Brien and NC State's players.

For more information about the Wolfpack Sports Network, contact Wolfpack Sports Properties, 4000 West Chase Blvd, Suite 475, Raleigh, NC 27607, or call (919) 831-9653.

## ATHLETICS COMMUNICATIONS STAFF

**Annabelle Myers**

Assistant AD for Athletics Communications  
Office: (919) 515-1181  
Cell: (919) 819-8302  
email: annabelle\_myers@ncsu.edu

**Brian Reinhardt**

Director of Athletics Digital Communications  
Office: (919) 515-8953  
Cell: (919) 819-8317  
e-mail: brian\_reinhardt@ncsu.edu

## ACC VIDEO CLIP SERVICE

Broadcast media outlets will be able to access ACC highlights and press conference excerpts via the ACC Video Clip Service (AVCS) throughout the entire 2013-14 sports calendar. This video content will only be available for download in digital files that can be accessed on the AVCS. To register for this service please contact Scott McBurney, Assistant Commissioner/Advanced Media, at [smcburney@theacc.org](mailto:smcburney@theacc.org) or call 336.369.4646.

## COLLEGEPRESSBOX.COM

**collegepressbox.com**  
SINCE 2005 EVERYTHING BUT THE PRE-GAME MEAL

collegepressbox.com is the official media website for Division I football.

Access and download weekly game notes, quotes, statistics, media guides, headshots, logos and more for each conference and its member schools. Login information will be distributed to accredited media or you can apply for a password by sending an e-mail to [password@collegepressbox.com](mailto:password@collegepressbox.com).

## WEEKLY MEDIA SCHEDULE

## MONDAY

**1 pm:** Weekly press conference at Murphy Center; Doeren in media room, followed by two players

## TUESDAY

**Noon:** Post-practice availability with Doeren, offensive players

*Player interviews by request and based on class schedules in Athletics Communications Office*

## WEDNESDAY

**Noon:** Post-practice availability with defensive players

**12:40 pm:** Doeren on ACC Teleconference.

**3 pm:** Doeren radio interviews (call AComm office to schedule).

## THURSDAY

**Noon:** Post-practice availability with Doeren (no players).

**Post-practice:** Injury report released for conference games.



## NC STATE UNIVERSITY

### Academic Excellence

At the core of our success is a focus on academic excellence. The quality of NC State's students, faculty and staff is exceptional, making the university a national leader in teaching, research and outreach that makes a difference.

Our graduates leave ready to succeed in the workforce: the Wall Street Journal names NC State graduates in the top 20 most desired by recruiters.

- ✓ NC State is the largest four-year institution in North Carolina, educating nearly 35,000 students.
- ✓ More than 60 corporate, nonprofit and government partners are housed on Centennial Campus.

### A Recognized Leader in Higher Education

NC State is one of the nation's leading universities, recognized for the strength of its scholarship, research and service. Some examples include:

- Top-tier U.S. News & World Report university
- Ranks fifth in graduate nuclear engineering
- Ranks eighth in industry support among all U.S. universities without a medical school
- A U.S. News top-20 "up-and-comer" that has recently made the "most promising and innovative changes"
- Boasts third-ranked veterinary school in the country
- Ranks fourth in math and statistics undergraduate degrees awarded to African-Americans (Diverse: Issues in Higher Education)

### Transformational Alumni

Alumni may leave NC State, but NC State never leaves them. They carry NC State's mission of education, research and outreach to every field of inquiry and every corner of the globe.

- More than 195,000 living alumni; 120,000 in North Carolina
- 64 NC State graduates have gone on to become generals and flag officers in the U.S. military
- Our alumni include a Nobel Peace Prize winner, a former chairman of the Joint Chiefs of Staff and leaders in business, technology, politics, education and a range of other fields

### NC State Athletics

- ✓ NC State is one of just three schools to have its football team qualify for a bowl game, its men's basketball team advance to the NCAA Tournament and its baseball team go to the College World Series.
- ✓ 131 Wolfpack student-athletes have been named to their respective academic all-conference team in the past two years.
- ✓ The Wolfpack scored a record 633.6 points in the 2012-13 national Directors' Cup competition. A school record 17 of 23 Wolfpack programs scored points in that measurement of all-sport success and the final ranking of 34th was the second highest in school history. That ranking is 55 spots higher than it was three years ago.
- ✓ Three NC State student-athletes were awarded ACC postgraduate scholarships in 2013 while another earned the Honorary Award. In the history of this program, NC State boasts the highest number of these honorees among league schools.
- ✓ 110 State student-athletes graduated in the 2012-2013 academic year.
- ✓ 315 student-athletes were named scholar-athletes on campus (3.0 GPA or higher) in 2012-2013.