

2015 FOOTBALL MEDIA GUIDE

SECSPORTS.COM

2015 SEC FOOTBALL SCHEDULE

(Tentative and Subject to Change)

Date Team		Sept. 5	Sept. 12	Sept. 19	Sept. 26	Oct. 3	Oct. 10	Oct. 17	Oct. 24	Oct. 31	Nov. 7	Nov. 14	Nov. 21	Nov. 28
ALABAMA		**WISCONSIN** Arlington, Texas	**MIDDLE TENNESSEE** Tuscaloosa	**OLE MISS** Tuscaloosa	**UL MONROE** Tuscaloosa	**GEORGIA** Athens	**ARKANSAS** Tuscaloosa	**TEXAS A&M** College Station	**TENNESSEE** Tuscaloosa		**LSU** Tuscaloosa	**MISSISSIPPI STATE** Starkville	**CHARLESTON SOUTHERN** Tuscaloosa	**AUBURN** Auburn
ARKANSAS		**TEXAS-EL PASO** Fayetteville	**TOLEDO** Little Rock	**TEXAS TECH** Fayetteville	**TEXAS A&M** Arlington, Texas	**TENNESSEE** Knoxville	**ALABAMA** Tuscaloosa		**AUBURN** Fayetteville	**UT MARTIN** Fayetteville	**OLE MISS** Oxford	**LSU** Baton Rouge	**MISSISSIPPI STATE** Fayetteville	**MISSOURI** Fayetteville (Nov. 27)
AUBURN		**LOUISVILLE** Atlanta, Ga.	**JACKSONVILLE STATE** Auburn	**LSU** Baton Rouge	**MISSISSIPPI STATE** Auburn	**SAN JOSE STATE** Auburn		**KENTUCKY** Lexington (Oct. 15)	**ARKANSAS** Fayetteville	**OLE MISS** Auburn	**TEXAS A&M** College Station	**GEORGIA** Auburn	**IDAHO** Auburn	**ALABAMA** Auburn
FLORIDA		**NEW MEXICO STATE** Gainesville	**EAST CAROLINA** Gainesville	**KENTUCKY** Lexington	**TENNESSEE** Gainesville	**OLE MISS** Gainesville	**MISSOURI** Columbia	**LSU** Baton Rouge		**GEORGIA** Jacksonville	**VANDERBILT** Gainesville	**SOUTH CAROLINA** Columbia	**FLORIDA ATLANTIC** Gainesville	**FLORIDA STATE** Gainesville
GEORGIA		**UL MONROE** Athens	**VANDERBILT** Nashville	**SOUTH CAROLINA** Athens	**SOUTHERN** Athens	**ALABAMA** Athens	**TENNESSEE** Knoxville	**MISSOURI** Athens		**FLORIDA** Jacksonville	**KENTUCKY** Athens	**AUBURN** Auburn	**GEORGIA SOUTHERN** Athens	**GEORGIA TECH** Atlanta
KENTUCKY		**UL LAFAYETTE** Lexington	**SOUTH CAROLINA** Columbia	**FLORIDA** Lexington	**MISSOURI** Lexington	**EASTERN KENTUCKY** Lexington		**AUBURN** Lexington (Oct. 15)	**MISSISSIPPI STATE** Starkville	**TENNESSEE** Lexington	**GEORGIA** Athens	**VANDERBILT** Nashville	**UNC CHARLOTTE** Lexington	**LOUISVILLE** Lexington
LSU		**McCNEESE STATE** Baton Rouge	**MISSISSIPPI STATE** Starkville	**AUBURN** Baton Rouge	**SYRACUSE** Syracuse	**EASTERN MICHIGAN** Baton Rouge	**SOUTH CAROLINA** Columbia	**FLORIDA** Baton Rouge	**WESTERN KENTUCKY** Baton Rouge		**ALABAMA** Tuscaloosa	**ARKANSAS** Baton Rouge	**OLE MISS** Oxford	**TEXAS A&M** Baton Rouge
OLE MISS		**UT MARTIN** Oxford	**FRESNO STATE** Oxford	**ALABAMA** Tuscaloosa	**VANDERBILT** Oxford	**FLORIDA** Gainesville	**NEW MEXICO STATE** Oxford	**MEMPHIS** Memphis	**TEXAS A&M** Oxford	**AUBURN** Auburn	**ARKANSAS** Oxford		**LSU** Oxford	**MISSISSIPPI STATE** Starkville
MISSISSIPPI STATE		**SOUTHERN MISS** Hattiesburg	**LSU** Starkville	**NORTHWESTERN STATE** Starkville	**AUBURN** Auburn	**TEXAS A&M** College Station	**TROY** Starkville	**LOUISIANA TECH** Starkville	**KENTUCKY** Starkville		**MISSOURI** Columbia (Nov. 5)	**ALABAMA** Starkville	**ARKANSAS** Fayetteville	**OLE MISS** Starkville
MISSOURI		**SE MISSOURI STATE** Columbia	**ARKANSAS STATE** Jonesboro	**UCONN** Columbia	**KENTUCKY** Lexington	**SOUTH CAROLINA** Columbia, Mo.	**FLORIDA** Columbia	**GEORGIA** Athens	**VANDERBILT** Nashville		**MISSISSIPPI STATE** Columbia (Nov. 5)	**BYU** Kansas City, Mo.	**TENNESSEE** Columbia	**ARKANSAS** Fayetteville (Nov. 27)
SOUTH CAROLINA		**NORTH CAROLINA** Charlotte (Sept. 3)	**KENTUCKY** Columbia	**GEORGIA** Athens	**CENTRAL FLORIDA** Columbia	**MISSOURI** Columbia, Mo.	**LSU** Columbia	**VANDERBILT** Columbia		**TEXAS A&M** College Station	**TENNESSEE** Knoxville	**FLORIDA** Columbia	**CITADEL** Columbia	**CLEMSON** Columbia
TENNESSEE		**BOWLING GREEN** Nashville	**OKLAHOMA** Knoxville	**WESTERN CAROLINA** Knoxville	**FLORIDA** Gainesville	**ARKANSAS** Knoxville	**GEORGIA** Knoxville		**ALABAMA** Tuscaloosa	**KENTUCKY** Lexington	**SOUTH CAROLINA** Knoxville	**NORTH TEXAS** Knoxville	**MISSOURI** Columbia	**VANDERBILT** Knoxville
TEXAS A&M		**ARIZONA STATE** Houston, Texas	**BALL STATE** College Station	**NEVADA** College Station	**ARKANSAS** Arlington, Texas	**MISSISSIPPI STATE** College Station		**ALABAMA** College Station	**OLE MISS** Oxford	**SOUTH CAROLINA** College Station	**AUBURN** College Station	**WESTERN CAROLINA** College Station	**VANDERBILT** Nashville	**LSU** Baton Rouge
VANDERBILT		**WESTERN KENTUCKY** Nashville (Sept. 3)	**GEORGIA** Nashville	**AUSTIN PEAY** Nashville	**OLE MISS** Oxford	**MIDDLE TENNESSEE** Murfreesboro		**SOUTH CAROLINA** Columbia	**MISSOURI** Nashville	**HOUSTON** Houston	**FLORIDA** Gainesville	**KENTUCKY** Nashville	**TEXAS A&M** Nashville	**TENNESSEE** Knoxville

2015 SEC CHAMPIONSHIP GAME • DECEMBER 5 • ATLANTA, GA.

SOUTHEASTERN CONFERENCE

Standard of Excellence 2-4
SEC All-Time National Champions 5
SECU Academic Initiative 6
Commissioner Greg Sankey 7
SEC Headquarters 8
SEC Milestones 9-11
SEC Staff 12
SEC Official Sponsor/Licensing Program 13
Media Services 14
Instant Replay 15

SEC NETWORK

SEC Network 16-21

SEC CHAMPIONSHIP GAME

2015 SEC Championship Game 22
2014 SEC Championship Game 23-24
SEC Championship Game History 25-32
SEC Championship Game Records 33-36

BOWLS

SEC Bowl Agreements 37
SEC Bowl Success 38-39
SEC Bowl Selection Process and Schedule 40-41
College Football Playoff 42-43

ALABAMA

2015 Schedule/Quick Facts/Stadium 44
Coach Nick Saban 45
2014 Statistical Leaders/2014 Results/
Team Information 46
All-Star Candidates 47
Alphabetical Roster 48
Year-by-Year Record/Bowls 49

ARKANSAS

2015 Schedule/Quick Facts/Stadium 50
Coach Bret Bielema 51
2014 Statistical Leaders/2014 Results/
Team Information 52
All-Star Candidates 53
Alphabetical Roster 54
Year-By-Year Record 55

AUBURN

2015 Schedule/Quick Facts/Stadium 56
Coach Gus Malzahn 57
2014 Statistical Leaders/2014 Results/
Team Information 58
All-Star Candidates 59
Alphabetical Roster 60
Year-By-Year Record 61

FLORIDA

2015 Schedule/Quick Facts/Stadium 62
Coach Jim McElwain 63
2014 Statistical Leaders/2014 Results/
Team Information 64
All-Star Candidates 65
Alphabetical Roster 66
Year-By-Year Record 67

GEORGIA

2015 Schedule/Quick Facts/Stadium 68
Coach Mark Richt 69
2014 Statistical Leaders/2014 Results/
Team Information 70
All-Star Candidates 71
Alphabetical Roster 72
Year-By-Year Record 73

KENTUCKY

2015 Schedule/Quick Facts/Stadium 74
Coach Mark Stoops 75
2014 Statistical Leaders/2014 Results/
Team Information 76
All-Star Candidates 77
Alphabetical Roster 78
Year-By-Year Record 79

LSU

2015 Schedule/Quick Facts/Stadium 80
Coach Les Miles 81
2014 Statistical Leaders/2014 Results/
Team Information 82
All-Star Candidates 83
Alphabetical Roster 84
Year-By-Year Record 85

OLE MISS

2015 Schedule/Quick Facts/Stadium 86
Coach Hugh Freeze 87
2014 Statistical Leaders/2014 Results/
Team Information 88
All-Star Candidates 89
Alphabetical Roster 90
Year-By-Year Record 91

MISSISSIPPI STATE

2015 Schedule/Quick Facts/Stadium 92
Coach Dan Mullen 93
2014 Statistical Leaders/2014 Results
Team Information 94
All-Star Candidates 95
Alphabetical Roster 96
Year-By-Year Record 97

MISSOURI

2015 Schedule/Quick Facts/Stadium 98
Coach Gary Pinkel 99
2014 Statistical Leaders/2014 Results/
Team Information 100
All-Star Candidates 101
Alphabetical Roster 102
Year-By-Year Record 103

SOUTH CAROLINA

2015 Schedule/Quick Facts/Stadium 104
Coach Steve Spurrier 105
2014 Statistical Leaders/2014 Results/
Team Information 106
All-Star Candidates 107
Alphabetical Roster 108
Year-By-Year Record 109

TENNESSEE

2015 Schedule/Quick Facts/Stadium 110
Coach Butch Jones 111
2014 Statistical Leaders/2014 Results/
Team Information 112
All-Star Candidates 113
Alphabetical Roster 114
Year-By-Year Record 115

TEXAS A&M

2015 Schedule/Quick Facts/Stadium 116
Coach Kevin Sumlin 117
2014 Statistical Leaders/2014 Results/
Team Information 118
All-Star Candidates 119
Alphabetical Roster 120
Year-By-Year Record 121

VANDERBILT

2015 Schedule/Quick Facts/Stadium 122
Coach Derek Mason 123
2014 Statistical Leaders/2014 Results/
Team Information 124
All-Star Candidates 125
Alphabetical Roster 126
Year-By-Year Record 127

2014 IN REVIEW

Standings/Recap 128
Team & Individual Statistics 129-134

THROUGH THE YEARS

National/Undefeated Teams/All-Time
Standings/Streaks/Consecutive Wins 135
Record vs. Other Conferences/
Non-Conference Record 136-138
All-Time Champions 139
Year-By-Year Standings 140-147
National Statistical Champions 148
Year-By-Year Statistical Leaders 149-155
SEC in National Attendance Leaders 156-161

RECORD BOOK

Individual Records 162-177
Team Records 178-186
Overtime Records 187
3,000-Yard Club 188
Longest Plays 189-190

HONORS

SEC in the NFL Draft 191-192
Hall of Fame Members 193
SEC National Award Winners 194
SEC All-Americas 195-200
Academic Honor Roll 201-202
Academic All-America 203-204
AFCA Honors 205
Individual SEC Awards 206-207
Coaches All-SEC Teams 208-216

COACHES

All-Time Coaching Records 217-219
Coach of the Year 220
Winningest SEC Coaches 221-222

BOWLS & POLLS

Year-by-Year in Bowl Games 223-224
Bowl Games of SEC Members 225-227
SEC Bowl Records 228-230
All-Time AP Poll 231-233
SEC in Final Wire Service Polls 234-236

CREDITS

Editor
Sean Cartell
SEC Secondary Football Contact

Special Assistance
Chuck Dunlap

Printing
EBSCO Media; Birmingham, Ala.

Layout and Cover Design
EBSCO Media; BC Romano, SEC

THE SOUTHEASTERN CONFERENCE
"THE STANDARD OF EXCELLENCE"

The Southeastern Conference, with its storied 82-year history of athletic achievements and academic excellence, has built perhaps the greatest tradition of intercollegiate competition of any league in the country since its inception in 1933.

The 2014-15 academic year was another season to remember for the SEC as conference teams captured six national titles and five national runner-up finishes. The SEC has won consecutive national championships in equestrian, men's golf, gymnastics and softball.

- Since 2000, the SEC has won 101 team national championships for an average of more than six per year.
- The SEC finished in the top two in 11 of its 21 sponsored sports and in the top five in 20 of the 21 sports.
- 12 SEC teams participated in football postseason bowls with Alabama participating in the inaugural College Football Playoff.
- Five men's basketball teams and seven women's basketball teams were invited to the NCAA Tournament.
- Seven SEC teams advance to postseason play in baseball with Arkansas, Florida, LSU and Vanderbilt advancing to the College World Series.
- 178 SEC teams advanced to NCAA postseason competition.
- 53 SEC student-athletes garnered individual national championships.
- 543 individuals were awarded with First-Team All-America Honors.
- More than 3,300 student-athletes earned recognition on the SEC Academic Honor Roll.
- All 14 SEC schools placed in the top 66 of the NACDA Director's Cup rankings and half the league finished in the Top 25. Florida led the league with a fourth-place finish. Georgia placed 14th while LSU was 15th; Arkansas finished 16th, Texas A&M 17th, Kentucky 22nd and Alabama 25th.

A brief sport-by-sport summary of the 2014-15 year follows:

BASEBALL

Seven teams were invited to NCAA play with Arkansas, Florida, LSU and Vanderbilt advancing to the College World Series in Omaha.

NCAA Tournament Participants:

Vanderbilt	CWS - Runner-up
Florida	CWS - t3rd
LSU	CWS - t5th
Arkansas	CWS - t7th
Texas A&M	Super Regionals
Ole Miss	Regionals
Auburn	Regionals

SEC Champion: LSU (27-10)
SEC Tournament Champion: Florida
Coach of the Year: Paul Mainieri, LS
Player of the Year: Andrew Benintendi, AR
Pitcher of the Year: Carson Fulmer, VU
Freshman of the Year: Alex Lange, LS
Scholar-Athlete of the Year: Seth Heck, MS

MEN'S BASKETBALL

The SEC sent eight teams into postseason play with three combining to record a 7-4 record in the NCAA Tournament.

NCAA Tournament Participants:

Kentucky	Final Four
Arkansas	Second Round
Georgia	Second Round
LSU	Second Round
Ole Miss	Second Round

SEC Champion: Kentucky (18-0)
SEC Tournament Champion: Kentucky
Coach of the Year: John Calipari, UK
Player of the Year: Bobby Portis, AR
Freshman of the Year: Karl-Anthony Towns, UK
Defensive Player of the Year: Willie Cauley-Stein, UK
Sixth Man of the Year: Devin Booker, UK
Scholar-Athlete of the Year: Levi Randolph, UA

WOMEN'S BASKETBALL

The SEC had seven teams earn bids to the 2015 NCAA Tournament.

NCAA Tournament Participants:

South Carolina	Final Four
Tennessee	Elite Eight
Kentucky	Second Round
Mississippi State	Second Round
LSU	First Round
Texas A&M	First Round
Arkansas	Second Round

SEC Co-Champions: South Carolina & Tennessee (15-1)
SEC Tournament Champion: South Carolina
Co-Coaches of the Year: Dawn Staley, SC & Vic Schaefer, MS
Player of the Year: Tiffany Mitchell, SC
Freshman of the Year: A'ja Wilson, SC
Defensive Player of the Year: Jordan Jones, AM
Sixth Player of the Year: Jennifer O'Neill, UK
Scholar-Athlete of the Year: Aleighsa Welch, SC

MEN'S CROSS COUNTRY

The SEC sent two teams to the 2014 NCAA Cross Country Championships, highlighted by Arkansas and Ole Miss both finishing in the top 30.

NCAA Championships Participants:

Arkansas	647	28th
Ole Miss	685	29th
Alabama		South Regional - 15th
Auburn		South Regional - 3rd
Florida		South Regional - 8th
Georgia		South Regional - 9th
Kentucky		Southeast Regional - 9th
LSU		South Central Regional - 18th
Mississippi State		South Regional - 14th
Missouri		Midwest Regional - 17th
Tennessee		South Regional - 10th
Texas A&M		South Central Regional - 7th
Vanderbilt		South Regional - 19th

SEC Champion: Arkansas
Coach of the Year: Chris Bucknam AR
Runner of the Year: Kemoy Campbell, AR
Co-Freshmen of the Year: Alex George, AR & Sean Tobin, UM
Scholar-Athlete of the Year: Ty McCormack, AU

WOMEN'S CROSS COUNTRY

Two SEC teams advanced to the 2014 NCAA Cross Country Championships, with Arkansas earning a fifth-place finish.

NCAA Championships Participants:

Arkansas	209	5th
Vanderbilt	598	28th
Alabama		South Regional - 3rd
Auburn		South Regional - 7th
Florida		South Regional - 5th
Georgia		South Regional - 8th
Kentucky		Southeast Regional - 12th
LSU		South Central Regional - 12th
Ole Miss		South Regional - 13th
Mississippi State		South Regional - 6th
Missouri		Midwest Regional - 6th
South Carolina		Southeast Regional - 18th
Tennessee		South Regional - 19th
Texas A&M		South Central Regional - 6th

SEC Champion: Arkansas
Coach of the Year: Lance Harter, AR
Runner of the Year: Dominique Scott, AR
Freshman of the Year: Karissa Schweizer, MO
Scholar-Athlete of the Year: Grace Heymsfield, AR

EQUESTRIAN

South Carolina won the NCEA National Championship, marking the 14th consecutive year that a team currently in the SEC captured the equestrian national title.

NCEA Championships Participants:

South Carolina	1st - National Champion
Georgia	2nd
Auburn	t-3rd
Texas A&M	Participant

SEC Champion: Georgia
Coach of the Year: Meghan Boenig, UG
Scholar-Athlete of the Year: Allie Dusha, AU
Equitation Over Fences Rider of the Year: Elizabeth Benson, AU
Equitation On The Flat Rider of the Year: Kylee Arbuckle, UG
Horsemanship Rider of the Year: Paige Stawicki, UG
Reining Rider of the Year: Lauren Garmon, UG
Freshman Equitation Over Fences Rider of the Year: Alex Desiderio, AM
Freshman Equitation On The Flat Rider of the Year: Addyson Cord, UG

Freshman Horsemanship Rider of the Year: Bailey Anderson, UG
Freshman Reining Rider of the Year: Kyndall Harper, UG

FOOTBALL

Seven SEC teams finished the season ranked in the Top 25 of the College Football Playoff Rankings.

Bowl Participants: (Bowl - Final AP/Coaches Ranking)

Alabama	CFP Sugar - 4/4
Mississippi State	Orange - 11/12
Missouri	Citrus - 14/11
Tennessee	TaxSlayer
Florida	Birmingham
Auburn	Outback - 22/23
Ole Miss	Peach - 17/19
Georgia	Belk - 9/9
LSU	Music City -rv/rv
Arkansas	Texas - rv/rv
Texas A&M	Liberty -rv/rv
South Carolina	Independence

SEC Champion: Alabama (7-1)
SEC Coach of the Year: Gary Pinkel, MO
Offensive Player of the Year: Amari Cooper, UA
Defensive Player of the Year: Shane Ray, MO
Special Teams Player of the Year: Marcus Murphy, MO
Freshman of the Year: Nick Chubb, UG
Scholar-Athlete of the Year: Chris Conley, UG
Jacobs Blocking Trophy: La'el Collins, LS

MEN'S GOLF

Nine SEC Men's Golf teams advanced to postseason play with LSU winning the national title.

NCAA Championships Participants:

LSU	National Champion
Georgia	t3rd
Vanderbilt	t5th
Auburn	12th
South Carolina	13th
Florida	t38th
Alabama	Noblesville Regional
Arkansas	New Haven Regional
Ole Miss	San Diego Regional

SEC Champion: LSU
Coach of the Year: Chuck Winstead, LS
Golfer of the Year: Hunter Stewart, VU
Freshman of the Year: Ben Schlottman, AU
Scholar-Athlete of the Year: Forrest Gamble, UM

WOMEN'S GOLF

Eleven SEC Women's Golf teams advanced to the postseason with six making the NCAA Championships.

NCAA Championships Participants:

Tennessee	t5th
Arkansas	9th
Alabama	14th
South Carolina	17th
Texas A&M	18th
LSU	t20th
Auburn	San Antonio Regional
Florida	Raleigh Regional
Mississippi State	Raleigh Regional
Kentucky	South Bend Regional
Vanderbilt	St. George Regional

SEC Champion: Texas A&M
Coach of the Year: Kalen Anderson, SC
Golfer of the Year: Madelene Sagstrom, LS
Freshman of the Year: Maddie Szeryk, AM
Co-Scholar-Athletes of the Year: Justine Dreher, SC & Lucia Polo, UT

GYMNASTICS

The SEC has placed at least two teams in the final top five 30 of the last 31 years and placed three in the top 10 23 consecutive years.

NCAA Championships Participants:

Florida	197.850	National Champion
Alabama	197.275	4th
Auburn	195.625	6th
Georgia	196.600	9th
LSU	196.550	10th
Arkansas	196.500	Morgantown Regional - 4th
Kentucky	195.450	Columbus Regional - 6th
Missouri	196.100	Norman Regional - 4th

SEC Champion: Alabama
Co-Coaches of the Year: Jeff Graba, AU & D-D Breaux, LS
Gymnast of the Year: Kytra Hunter, UF
Event Specialist of the Year: Lloimincia Hall, LS
Co-Freshman of the Year: Paige Zaziski, AR & Kennedy Baker, UF
Scholar-Athlete of the Year: Katelyn Trevino, MO

SOCCER

A record-tying eight teams appeared in the 2014 NCAA Tournament.

NCAA Tournament Participants:

Texas A&M	t3rd
Florida	Quarterfinals
South Carolina	Quarterfinals
Kentucky	3rd Round
Arkansas	2nd Round
Auburn	2nd Round
Missouri	2nd Round
Georgia	1st Round

SEC Champions: Texas A&M (9-1-1)
SEC Tournament Champion: Texas A&M
Coach of the Year: G Guerrieri, AM
Offensive Player of the Year: Shea Groom, AM
Defensive Player of the Year: Arin Gilliland, UK
Freshman of the Year: Savannah McCaskill, SC
Scholar-Athlete of the Year: Laura Lee Smith, UA

SOFTBALL

Eleven teams represented the league in the NCAA Tournament with Florida winning the national championship.

NCAA Championships Participants:

Florida	National Champion
Auburn	WCWS - t3rd
LSU	WCWS - t3rd
Alabama	WCWS - t5th
Tennessee	WCWS - t7th
Kentucky	Super Regionals
Georgia	Super Regionals
Missouri	Super Regionals
South Carolina	Regionals
Mississippi State	Regionals
Texas A&M	Regionals

SEC Champion: Florida (18-5)
SEC Tournament Champion: Florida
Coach of the Year: Clint Myers, AU
Player of the Year: Kelsey Stewart, UF
Pitcher of the Year: Lauren Haeger, UF
Freshman of the Year: Alexis Osorio, UA
Co-Scholar-Athletes of the Year: Haylie McCleney, UA & Devon Wallace, AR

MEN'S SWIMMING & DIVING

Seven SEC teams finished among the top 20 at the NCAA Championships.

NCAA Championships Participants:

Florida	248	5th
Georgia	208.5	7th
Auburn	182	9th
Alabama	176	10th
Missouri	132.5	11th
Tennessee	111	14th
South Carolina	51	19th
Texas A&M	4.5	38th

SEC Champion: Florida
Swimming Coach of the Year: Gregg Troy, UF
Diving Coach of the Year: Dave Parrington, UT
Swimmer of the Year: Kristian Gkolomeev, UA
Diver of the Year: Fraser McKean, AU
Freshman Swimmer of the Year: Caeleb Dressel, UF
Freshman Diver of the Year: Liam Stone, UT
Scholar-Athlete of the Year: Nicolas Fink, UG

WOMEN'S SWIMMING & DIVING

Seven SEC teams finished among the top 20 nationally.

NCAA Championships Participants:

Georgia	452	2nd
Texas A&M	231	4th
Florida	129	9th
Tennessee	125	11th
Missouri	100	14th
Kentucky	95	16th
Auburn	66	18th
Alabama	31	29th
LSU	15	34th
Arkansas	2	44th

SEC Champion: Georgia
Swimming Coach of the Year: Jack Bauerle, UG
Diving Coach of the Year: Ted Hautau, UK
Swimmer of the Year: Sarah Henry, AM
Diver of the Year: Rebecca Hamperian, UK
Freshman Swimmer of the Year: Béryl Gastaldello, AM
Freshman Diver of the Year: Olivia Ball, UG
Scholar-Athlete of the Year: Danielle Galyer, UK

MEN'S TENNIS

Eight teams represented the SEC in the NCAA Championships.

NCAA Championships Participants:

Georgia	Quarterfinals
Texas A&M	Quarterfinals
Mississippi State	Second Round
Ole Miss	Second Round
Vanderbilt	Second Round
LSU	Second Round
Florida	First Round
Tennessee	First Round

Co-SEC Champions: Georgia & Texas A&M
SEC Tournament Champion: Texas A&M
Coach of the Year: Steve Denton, AM
Player of the Year: Gonzales Austin, VU
Freshman of the Year: Wayne Montgomery, UG
Scholar-Athlete of the Year: Kyle Koch, SC

WOMEN'S TENNIS

Twelve SEC teams advanced to NCAA postseason action with Vanderbilt winning the national title.

NCAA Championships Participants:

Vanderbilt	National Champions
Georgia	Semifinals
Florida	Quarterfinals
Texas A&M	Round of 16
Alabama	Second Round
LSU	Second Round
Ole Miss	Second Round
South Carolina	Second Round
Mississippi State	Second Round
Arkansas	First Round
Auburn	First Round
Kentucky	First Round

SEC Champion: Florida
SEC Tournament Champion: Vanderbilt
Coach of the Year: Geoff Macdonald, VU
Player of the Year: Brooke Austin, UF
Freshman of the Year: Brooke Austin, UF
Scholar-Athlete of the Year: Emily Zabor, UA

MEN'S INDOOR TRACK & FIELD

Six SEC teams finished in the top-20 at the NCAA Indoor Championships with Florida placing as the national runner-up.

NCAA Championships Participants:

Florida	50	2nd
Arkansas	39	3rd
Texas A&M	33	4th
LSU	19	t7th
Georgia	12	t15th
Tennessee	11	17th
Ole Miss	7	t28th
Mississippi State	5	t38th
Alabama	5	t38th
Kentucky	5	t38th
Auburn	4	t46th
Missouri	4	t46th

SEC Champion: Florida
Coach of the Year: Mike Holloway, UF
Runner of the Year: Omar McLeod, AR
Field Event Athlete of the Year: Marquis Dendy, UF
Freshman Runner of the Year: Christian Coleman, UT
Freshman Field Athlete of the Year: KeAndre Bates, UF
Scholar-Athlete of the Year: Maicel Uibo, UG

WOMEN'S INDOOR TRACK & FIELD

Arkansas won the program's first NCAA Indoor Championship and four SEC teams finished in the top-five at the NCAA Championships.

NCAA Championships Participants:

Arkansas	63	National Champion
Georgia	37	3rd
Florida	36	4th
Kentucky	35	5th
LSU	18	t9th
Missouri	14	t15th
Texas A&M	14	t15th
Alabama	13	17th
Mississippi State	11	t21st
Tennessee	5	t38th
Vanderbilt	5	t38th
Auburn	4	t41st
Ole Miss	1	t52nd

SEC Champion: Arkansas
Coach of the Year: Lance Harter, Arkansas
Co-Runners of the Year: Dominique Scott, AR & Remona Burchell, UA
Co-Field Athletes of the Year: Sandi Morris, AR & Erica Bougard, MS
Freshman Runner of the Year: Brooke Feldmeier, UM
Freshman Field Athlete of the Year: Keturah Orji, UG
Scholar-Athlete of the Year: Sandi Morris, AR

MEN'S OUTDOOR TRACK & FIELD

Eleven SEC teams scored at the NCAA Outdoor Championships with Florida finishing as the national runner-up.

NCAA Championships Participants:

Florida	56	2nd
Arkansas	53	3rd
LSU	45	4th
Texas A&M	27	6th
Mississippi State	20	8th
Georgia	13	15th
Tennessee	10.5	18th
Alabama	8	t31st
Kentucky	5	t44th
South Carolina	3	t60th
Auburn	2.5	67th

SEC Champion: Florida
Coach of the Year: Mike Holloway, UF
Runner of the Year: Deon Lendore, AM
Field Athlete of the Year: Marquis Dendy, UF
Co-Freshman Runners of the Year: Kenzo Cotton, AR & Christian Coleman, UT
Freshman Field Athlete of the Year: Ioannis Kyriazis, AM
Scholar-Athlete of the Year: Nathanael Franks, AR

WOMEN'S OUTDOOR TRACK & FIELD

All 14 SEC teams scored at the NCAA Outdoor Championships with five SEC squads placing in the top-10 nationally.

NCAA Championships Participants:

Kentucky	50	2nd
Texas A&M	47	3rd
Arkansas	43	4th
Georgia	41	5th
Florida	32	8th
LSU	26	11th
Mississippi State	15	18th
Alabama	10	t20th
South Carolina	10	t20th
Auburn	8	t28th
Vanderbilt	6	t35th
Missouri	3	t51st
Tennessee	3	t51st
Ole Miss	2	t59th

SEC Champion: Arkansas
Coach of the Year: Lance Harter, AR
Runner of the Year: Dominique Scott, AR
Field Athlete of the Year: Erica Bougard, MS
Freshman Runner of the Year: Brooke Feldmeier, UM
Freshman Field Athlete of the Year: Keturah Orji, UG
Scholar-Athlete of the Year: Jeannelle Scheper, SC

VOLLEYBALL

The SEC sent five teams to the NCAA Tournament, marking the 25th straight year of sending at least two teams to NCAA postseason play.

NCAA Tournament Participants:

Florida	Quarterfinals
Alabama	Second Round
Kentucky	Second Round
LSU	Second Round
Texas A&M	First Round

SEC Champion: Florida (18-0)
Coach of the Year: Mary Wise, UF
Player of the Year: Alex Holston, UF
Libero Player of the Year: Jackie Napper, UK
Freshman of the Year: Rhamat Alhassan, UF
Co-Scholar-Athletes of the Year: Holly Pole, UF; Carly Kan, MO & Shelby Sullivan, AM

2014-15 SEC YEAR IN REVIEW

Sport	SEC Champion(s)	SEC Tournament Champion	NCAA Teams	Best National Finish (NCAAs and/or Poll)	First Team All-Americas	Individual National Champions
Baseball	LSU	Florida	7	Vanderbilt (2nd)	6	---
Men's Basketball	Kentucky	Kentucky	5	Kentucky (t3rd)	2	---
Women's Basketball	South Carolina Tennessee	South Carolina	7	South Carolina (t3rd)	1	---
Men's Cross Country	Arkansas	---	2	Arkansas (28th)	1	0 winners in 1 event
Women's Cross Country	Arkansas	---	2	Arkansas (5th)	5	0 winners in 1 event
Equestrian	Georgia	---	4	South Carolina (Champion)	10	---
Football	Alabama	---	12	Alabama (4th)	12	---
Men's Golf	LSU	---	9	LSU (Champion)	3	0 winners in 1 event
Women's Golf	Texas A&M	---	11	Tennessee (t5th)	5	1 winner in 1 event
Gymnastics	Alabama	---	8	Florida (Champion)	17	2 winners in 2 of 5 events
Soccer	Texas A&M	Texas A&M	7	Texas A&M (t3rd)	2	---
Softball	Florida	Florida	11	Florida (Champion)	7	---
Men's Swimming & Diving	Florida	---	8	Florida (5th)	82	3 winners in 3 of 21 events
Women's Swimming & Diving	Georgia	---	10	Georgia (2nd)	96	1 winner in 1 of 21 events
Men's Tennis	Georgia Texas A&M	Texas A&M	8	Georgia & Texas A&M (Quarters)	14	0 winners in 2 events
Women's Tennis	Florida	Vanderbilt	12	Vanderbilt (Champion)	16	2 winners in 2 events
Men's Indoor Track & Field	Florida	---	12	Florida (2nd)	46	8 winner in 6 of 17 events
Women's Indoor Track & Field	Arkansas	---	13	Arkansas (Champion)	61	12 winners in 10 of 17 events
Men's Outdoor Track & Field	Florida	---	11	Florida (2nd)	77	11 winners in 7 of 21 events
Women's Outdoor Track & Field	Arkansas	---	14	Kentucky (2nd)	78	13 winners in 10 of 21 events
Volleyball	Florida	---	5	Florida (Quarterfinals)	2	---
TOTALS			**178**	**6 NATIONAL CHAMPIONS**	**543**	**53**

SEC ALL-TIME NATIONAL CHAMPIONS

BASEBALL (10)

1990	Georgia (52-19)
1991	LSU (55-18)
1993	LSU (53-17-1)
1996	LSU (52-15)
1997	LSU (57-13)
2000	LSU (52-17)
2009	LSU (56-17)
2010	South Carolina (54-16)
2011	South Carolina (55-14)
2014	Vanderbilt (51-21)

MEN'S BASKETBALL (11)

1948	Kentucky (36-3)
1949	Kentucky (32-2)
1951	Kentucky (32-2)
1958	Kentucky (23-6)
1978	Kentucky (30-2)
1994	Arkansas (31-3)
1996	Kentucky (34-2)
1998	Kentucky (35-4)
2006	Florida (33-6)
2007	Florida (35-5)
2012	Kentucky (38-2)

WOMEN'S BASKETBALL (8)

1987	Tennessee (28-6)
1989	Tennessee (35-2)
1991	Tennessee (30-5)
1996	Tennessee (32-4)
1997	Tennessee (29-10)
1998	Tennessee (39-0)
2007	Tennessee (34-3)
2008	Tennessee (36-2)

WOMEN'S BOWLING (1)

2007	Vanderbilt (74-14)

BOXING (1)

1949	LSU (20)

MEN'S CROSS COUNTRY (8)

1972	Tennessee (134)
1991	Arkansas (52)
1992	Arkansas (46)
1993	Arkansas (31)
1995	Arkansas (100)
1998	Arkansas (97)
1999	Arkansas (58)
2000	Arkansas (83)

WOMEN'S CROSS COUNTRY (1)

1988	Kentucky (75)

EQUESTRIAN (3)

2013	Auburn
2014	Georgia
2015	South Carolina

FOOTBALL (22)

1951	Tennessee (10-1/AP, UPI)
1957	Auburn (10-0/AP)
1958	LSU (11-0/AP, UPI)
1960	Ole Miss (10-0-1/FWAA)
1961	Alabama (11-0/AP, UPI)
1964	Alabama (10-1/AP, UPI)
1965	Alabama (9-1-1/AP, FWAA)
1973	Alabama (11-1/UPI)
1978	Alabama (11-1/AP, FWAA)
1979	Alabama (12-0/AP, UPI, FWAA)
1980	Georgia (12-0/AP, UPI, FWAA)
1992	Alabama (13-0/AP, UPI, USA Today, FWAA)
1996	Florida (12-1/AP, UPI, USA Today, FWAA)
1998	Tennessee (13-0/AP, USA Today, FWAA)
2003	LSU (13-1/USA Today, BCS)
2006	Florida (13-1/USA Today, BCS)
2007	LSU (12-2/USA Today, BCS)
2008	Florida (13-1/USA Today, BCS)
2009	Alabama (14-0/USA Today, BCS)
2010	Auburn (14-0/AP, USA Today, BCS)
2011	Alabama (13-1/AP, USA Today, BCS)
2012	Alabama (13-1/AP, USA Today, BCS)

MEN'S GOLF (13)

1940	LSU (601-tie)
1942	LSU (590-tie)
1947	LSU (606)
1955	LSU (574)
1968	Florida (1154)
1973	Florida (1149)
1993	Florida (1145)
1999	Georgia (1180)
2001	Florida (1126)
2005	Georgia (1135)
2013	Alabama
2014	Alabama
2015	LSU

WOMEN'S GOLF (4)

1985	Florida (1218)
1986	Florida (1180)
2001	Georgia (1176)
2012	Alabama (1171)

GYMNASTICS (19)

1987	Georgia (187.90)
1988	Alabama (190.05)
1989	Georgia (192.65)
1991	Alabama (195.125)
1993	Georgia (198.00)
1996	Alabama (198.025)
1998	Georgia (197.725)
1999	Georgia (196.850)
2002	Alabama (197.575)
2005	Georgia (197.825)
2006	Georgia (197.750)
2007	Georgia (197.850)
2008	Georgia (197.450)
2009	Georgia (197.825)
2011	Alabama (197.650)
2012	Alabama (197.850)
2013	Florida (197.575)
2014	Florida (198.175)
2015	Florida (197.850)

RIFLE (1)

2011	Kentucky

WOMEN'S SOCCER (1)

1998	Florida (26-1)

SOFTBALL (3)

2012	Alabama (60-8)
2014	Florida (55-12)
2015	Florida (60-7)

MEN'S SWIMMING & DIVING (11)

1978	Tennessee (307)
1983	Florida (238)
1984	Florida (287.5)
1997	Auburn (496.5)
1999	Auburn (467.5)
2003	Auburn (609.5)
2004	Auburn (634)
2005	Auburn (491)
2006	Auburn (480.5)
2007	Auburn (566)
2009	Auburn (526)

WOMEN'S SWIMMING & DIVING (13)

1982	Florida (505)
1999	Georgia (504.5)
2000	Georgia (490.5)
2001	Georgia (389)
2002	Auburn (474)
2003	Auburn (536)
2004	Auburn (569)
2005	Georgia (609.5)
2006	Auburn (518.5)
2007	Auburn (535)
2010	Florida (382)
2013	Georgia (477)
2014	Georgia (528)

MEN'S TENNIS (7)

1959	Tulane (tie)
1985	Georgia (36-1)
1987	Georgia (24-3)
1999	Georgia (26-5)
2001	Georgia (28-1)
2007	Georgia (32-0)
2008	Georgia (27-3)

WOMEN'S TENNIS (9)

1992	Florida (30-0)
1994	Georgia (27-2)
1996	Florida (31-0)
1998	Florida (27-0)
2000	Georgia (27-2)
2003	Florida (31-2)
2011	Florida (31-1)
2012	Florida (27-1)
2015	Vanderbilt (25-6)

MEN'S INDOOR TRACK & FIELD (18)

1992	Arkansas (53)
1993	Arkansas (66)
1994	Arkansas (94)
1995	Arkansas (59)
1997	Arkansas (59)
1998	Arkansas (56)
1999	Arkansas (65)
2000	Arkansas (69.5)
2001	LSU (34)
2002	Tennessee (52)
2003	Arkansas (54)
2004	LSU (44.5)
2005	Arkansas (56)
2006	Arkansas (53)
2010	Florida (57)
2011	Florida (52)
2012	Florida (52)
2013	Arkansas (57)

WOMEN'S INDOOR TRACK & FIELD (15)

1987	LSU (49)
1989	LSU (61)
1991	LSU (48)
1992	Florida (50)
1993	LSU (49)
1994	LSU (48)
1995	LSU (40)
1996	LSU (52)
1997	LSU (49)
2002	LSU (57)
2003	LSU (62)
2004	LSU (52)
2005	Tennessee (46)
2009	Tennessee (42)
2015	Arkansas (63)

MEN'S OUTDOOR TRACK & FIELD (20)

1933	LSU (58)
1974	Tennessee (60)
1989	LSU (53)
1990	LSU (44)
1991	Tennessee (51)
1992	Arkansas (60)
1993	Arkansas (69)
1994	Arkansas (83)
1995	Arkansas (61.5)
1996	Arkansas (55)
1997	Arkansas (55)
1998	Arkansas (58.5)
1999	Arkansas (59)
2001	Tennessee (50)
2002	LSU (64)
2003	Arkansas (59)
2004	Arkansas (65.5)
2005	Arkansas (60)
2012	Florida (50)
2013	Florida (53) Texas A&M (53)

WOMEN'S OUTDOOR TRACK & FIELD (18)

1987	LSU (62)
1988	LSU (61)
1989	LSU (86)
1990	LSU (53)
1991	LSU (78)
1992	LSU (87)
1993	LSU (93)
1994	LSU (86)
1995	LSU (69)
1996	LSU (81)
1997	LSU (63)
2000	LSU (58)
2002	South Carolina (82)
2003	LSU (64)
2006	Auburn (57)
2008	LSU (67)
2012	LSU (76)
2014	Texas A&M (75)

SEC ALL-TIME NATIONAL CHAMPIONSHIPS

Men's	121
Women's	95
Coed	1
TOTAL	217

SEC NATIONAL CHAMPIONSHIPS SINCE 2000

Men's	49
Women's	51
Coed	1
TOTAL	101

NOTE: NCAA National Champions only with the exception of football and equestrian.

SECU ACADEMIC INITIATIVE

SECU

The Academic Initiative of the SEC

Using its SECU academic initiative, the Southeastern Conference sponsors, supports and promotes collaborative higher education programs and activities involving administrators, faculty and students at its member universities. SECU is led by the president or chancellor of each SEC university and is managed by the chief academic officer.

The goals of the SECU academic initiative include:

- Advancing the merit and reputation of SEC universities outside of the traditional SEC region;
- Highlighting the endeavors and achievements of SEC faculty and universities;
- Identifying and preparing future leaders for high-level service in academia;
- Increasing the amount and type of education abroad opportunities available to SEC students; and
- Providing opportunities for collaboration among SEC university personnel.

The current programs of the SECU academic initiative include:

- The SEC Academic Leadership Development Program seeks to identify, prepare and advance academic leaders for roles within SEC institutions and beyond. It has two components, a university-level program and two, three-day, SEC-wide workshops held on specified campuses for all participants.
- The SEC Faculty Achievement and Professor of the Year Awards recognize faculty with outstanding records in research and scholarship. There is one winner per campus and one overall winner for the Conference.
- The SEC Faculty Travel Grant Program is intended to enhance collaboration that stimulates scholarly initiatives between SEC universities. The program offers faculty from each SEC university the opportunity to travel to other SEC universities to develop grant proposals and conduct research.
- The SEC College Tour occurs each spring, and administrators from all SEC universities participate in events intended to introduce SEC universities to students, parents and high school counselors from outside of the southeast region.
- The SEC Symposium is an academic conference-type event intended to address a scholarly issue in an area of strength represented by all SEC universities. Held in Atlanta, Georgia, this marquee event puts on display the research and innovation of SEC institutions for an audience of academicians, government officials, grant funding agents and other stakeholders.
- The SEC Cooperative Education Abroad Agreement provides opportunities for students from all SEC universities to access international programs offered at other SEC universities. And as part of a renewable agreement, Italian engineering students from the Politecnico di Torino (PdT) have the opportunity to enroll at SEC universities each fall, and engineering SEC students may study there the following spring.
- The SEC MBA Case Competition is an opportunity for SEC business schools to showcase their students' skills at solving simulated, real-world problems that cover the spectrum of business disciplines. The competition is held on one SEC campus and teams of four MBA students compete against other SEC teams, the best receiving various awards and recognition.
- The SEC Academic Collaboration Grant Program is intended to expand student-focused collaboration among SEC universities. The grant is awarded annually to one SEC institution to support joint activities involving all other SEC universities. Examples of collaborative activities include intra-conference competitions, graduate student recruiting fairs, undergraduate research initiatives, etc.

SEC COMMISSIONER
GREG SANKEY

Greg Sankey became the eighth commissioner of the Southeastern Conference on June 1, 2015, after serving on the SEC staff for 13 years in various leadership positions.

Sankey, 51, was an integral part of former commissioner Mike Slive's efforts to reshape the SEC's governance, enforcement and compliance program, and he also oversaw the SEC's championships staff. Most recently he played a central role in crafting the new autonomy governance structure of the NCAA, which is intended to provide the 65 institutions from the Five Conferences (ACC, Big Ten, Big 12, Pac 12 and SEC) with increased decision-making authority over policies designed to provide support for student-athletes' pursuit of academic and athletic achievements.

"The institutions of the Southeastern Conference searched for a commissioner who would carry forward the momentum of success enjoyed by the SEC over the last decade while also possessing a vision for change in the modern era of college athletics," said Zeppos. "Greg Sankey's experience with our institutions, his respect on the national landscape, his understanding of the balance of athletics and academics, and his passion for the welfare of student-athletes make him the perfect leader for the SEC."

Sankey is active within the NCAA committee structure, which includes his current service on the NCAA Gender-Equity Task Force and the Division I Committee on Infractions, for which he currently serves as chair.

He joined the SEC staff in 2002 as Associate Commissioner and was elevated to Executive Associate Commissioner and Chief Operating Officer for the league office in 2012.

"The universities of the SEC represent the greatest combination of academic and athletic excellence and I am honored to be selected to follow Mike Slive as commissioner of the Southeastern Conference," Sankey said. "The SEC is poised to make a difference in the lives of student-athletes for generations to come. We must ensure that the lessons they learn from their achievements in competition and in the classroom translate into success in life after college."

The Sankey family: Moriah, Cathy, Greg and Hannah

Prior to joining the SEC staff, Sankey was Commissioner of the Southland Conference for nearly seven years. He joined the Southland Conference staff in 1992 where he served as both assistant and associate commissioner before he was named commissioner in 1996 at the age of 31.

Prior to his term at the Southland Conference he was director of compliance and academic services at Northwestern State University in Natchitoches, Louisiana. While at Northwestern State, Sankey also coached the Demons' golf teams for two years. Previous to his tenure at Northwestern State, he was the director of intramural sports at Utica College in upstate New York.

On March 12, 2015, the presidents and chancellors of the SEC announced Sankey would succeed Slive as commissioner of the SEC.

A native of Auburn, New York, Sankey earned his master's degree from Syracuse University and his undergraduate degree from the State University of New York College at Cortland. Sankey and his wife, Cathy, reside in Birmingham, Alabama, and have two daughters, Hannah Michelle (22) and Moriah Elizabeth (19).

SEC HEADQUARTERS

Almost 33 years after moving to Birmingham from Jackson, Miss., the SEC moved into its current headquarters on October 15, 1991.

The building is now named for Roy F. Kramer, the SEC's sixth commissioner who retired in July 2002. During his tenure as the league's commissioner, the SEC won 85 national championships and distributed more than $654 million in revenue back to its member instituions.

The 30,000 square-foot building was provided by the city of Birmingham. It was designed to house the SEC staff and accommodate the needs of the various committees, coaches and administrative groups that meet on a regular basis.

From its headquarters, the SEC office certifies the eligibility of all student-athletes, manages championship events, enhances academic opportunities for student-athletes, monitors NCAA and SEC compliance, coordinates officiating assignments, negotiates television contracts, distributes conference revenue, cultivates corporate sponsorships and coordinates media and public relations efforts.

In 2005, a state-of-the-art video command center was built inside the headquarters and named for the late Brad Davis, the SEC Associate Commissioner who was responsible for its development. Davis passed away on March 2, 2006.

The building also features a rotunda that highlights school banners, championship pedestals and two galleries displaying the member institutions.

The SEC Office underwent a vast renovation in the fall of 2012, with an upgrade to the Davis Command Center being completed prior to the 2014 season, which nearly the tripled the size of the area. A live satellite uplink to the SEC Network in Charlotte, N.C., was implemented in 2015.

FORMER SEC HEADQUARTERS IN BIRMINGHAM

Redmont Hotel (1946-67)
Central Bank Building (1967-88)
Riverchase Galleria Tower (1988-1991)

1940s

1960s

1930s

1950s

SEC MILESTONES

Formed 1933

Dec. 22, 1894: In Atlanta, Dr. William L. Dudley of Vanderbilt presides over an organization meeting of the Southern Intercollegiate Athletic Association: Alabama, Auburn, Georgia, Georgia Tech, North Carolina, Sewanee and Vanderbilt. Football formalized in 1869.

April 9, 1880: First football game in The Southeast on ground now called Old Stoll Field at the University of Kentucky is played.

November, 1881: Kentucky A&M (now Kentucky) establishes a team and plays a three-game series against Transylvania College.

1895: 11 current SEC members playing football.

1893: Vanderbilt begins playing basketball at the Nashville YMCA two years after Naismith originated the game at Springfield (Mass.) College.

1895: SIAA organized track on conference level.

May 15, 1896: First conference championship meet (track) held at Vanderbilt.

1895: SIAA expands and adds Central, Clemson, Cumberland, Kentucky, LSU, Mercer, Mississippi, Nashville, Southeastern Presbyterian, Tennessee, Texas and Tulane.

1900: Eight of the 13 charter SEC members participating in track.

1920: SIAA encompasses 30 members.

Dec. 12-13, 1920: In Gainesville, Fla. Professor S.V. Sanford (Georgia) presides over newly formed Southern Conference (Alabama, Auburn, Clemson, Georgia, Georgia Tech, Kentucky, Maryland, Mississippi, North Carolina, North Carolina State, Tennessee, Virginia, Virginia Tech and Washington and Lee).

1922: Florida, LSU, Mississippi, South Carolina, Tulane, Vanderbilt and Virginia Military join the Southern Conference.

1923: Sewanee joins the Southern Conference.

1928: Duke joins the Southern Conference.

Dec. 8-9, 1932: In Knoxville, Dr. Frank L. McVey (Kentucky) serves as president as the SEC is formed with 13 members of the Southern Conference located west and south of the Appalachian Mountains. The institutions are: Alabama, Auburn, Florida, Georgia, Georgia Tech, Kentucky, LSU, Ole Miss, Mississippi, Sewanee, Tennessee, Tulane, Vanderbilt.

Feb. 16, 1933: Informal meeting of SEC school presidents, Birmingham, Ala.

Feb. 27, 1933: First full meeting, Atlanta, Ga.

1933: First SEC champions crowned in baseball, basketball, football and outdoor track.

Feb. 24 - 28, 1933: League's first basketball tournament in Atlanta, Ga.

Spring 1933: First NCAA Championship won by SEC school (LSU, men's track).

Fall, 1933: Coach Frank Thomas leads Alabama (5-0-1) to first SEC football champion title with 7-0 win over Vanderbilt.

1935: League sponsors first men's team title for cross country.

1937: League sponsors first men's team title for golf and swimming.

1938: League sponsors first men's team title for tennis.

1940: In Jackson, Miss., the office of the commissioner is formed.

August 21, 1940: Former Mississippi Governor Martin S. Conner named first SEC commissioner.

Dec. 13, 1940: Sewanee withdraws from the SEC.

Fall 1946: Secretary of the Conference Dean N.W. Dougherty (University of Tennessee) named acting SEC commissioner.

1948: Conference office moves to Birmingham, Ala.

Feb. 21, 1948: Former LSU coach Bernie H. Moore named second SEC commissioner.

1970s

1980s

1990s

1948: Kentucky Wildcats bring home the first NCAA basketball Tournament win by an SEC team.

October 20, 1951: The Alabama-Tennessee football game in Birmingham's Legion Field becomes the first televised event in SEC history.

1952: University of Alabama Faculty Chairman of Athletics, Dr. Albert B. Moore, becomes first SEC representative to serve as NCAA president.

1957: League sponsors first men's team title for indoor track.

1964: Elmore "Scoop" Hudgins, Vanderbilt's first publicity director, joins SEC staff and orginates the "Top Twenty Coaches" and developed the preseason football "skywriters" tour.

June 1, 1964: Georgia Tech withdraws from the SEC.

1965: Kentucky football's Nat Northington becomes the first African-American athlete to receive an athletic scholarship at an SEC institution.

1966: A.M. (Tonto) Coleman named third SEC commissioner.

June 1, 1966: Tulane withdraws from the SEC.

1971: Dr. Earl M. Ramer, University of Tennessee faculty athletic representative, is second SEC official to serve as NCAA president.

August 1, 1972: Dr. H. Boyd McWhorter, Dean of Arts and Sciences at University of Georgia and secretary of the league, named fourth SEC commissioner.

January 1, 1977: The SEC begins its longstanding agreement with the Sugar Bowl in New Orleans to send its champion to the game when Georgia faced Pittsburgh.

1979-80: SEC championships for women's basketball, tennis and volleyball recognized.

1980-81: SEC championships for women's golf, gymnastics, swimming and track and field added.

July 1983: The SEC signs an agreement with the Turner Broadcasting System to begin airing a football "Game of the Week" in the fall of 1984.

March 26, 1986: The SEC and Jefferson-Pilot Teleproductions (JP Sports) sign a contract to televise basketball games on a syndicated basis throughout the region.

September 15, 1986: Dr. Harvey W. Schiller, an Air Force colonel and faculty chair at the U.S. Air Force Academy named fifth SEC commissioner.

January 10, 1990: Roy F. Kramer, Vanderbilt athletics director, named sixth SEC commissioner.

1990: University of Arkansas (11th member) and University of South Carolina (12th member) join the league (the two institutions participated in SEC championships for all sports except football during the 1991-92 academic year).

November 29, 1990: SEC presidents announce Eastern and Western divisions and vote to adopt an eight-game football schedule to begin in 1992.

May 30, 1991: SEC presidents award the inaugural SEC Football Championship Game to the city of Birmingham.

February, 1992: The SEC and JP Sports announce a four-year agreement to televise an SEC football game of the week on a syndicated basis throughout the region.

April 15, 1992: The SEC and ABC Sports announce a four-year contract to televise the SEC Football Championship Game.

December 5, 1992: SEC hosts the nation's first Division 1A conference football championship game at Legion Field in Birmingham. Alabama defeats Florida 28-21 and goes on to capture the national title at the USF&G Sugar Bowl in New Orleans.

1993: SEC institutions adopt the Principles of Gender Equity recognizing that each school will provide at least two more women's intercollegiate programs than the number of men's.

1993: SEC championship for women's soccer added.

February 11, 1994: SEC announces a multisport television agreement with CBS Sports to televise SEC football (1996-2001), and men's and women's basketball (1994-95 through 2000-01).

February 25, 1994: SEC members vote to play the 1994 and 1995 SEC Championship Game in Atlanta's Georgia Dome.

August 4, 1994: A group of Division 1-A conferences (including the SEC) select the Fiesta, Sugar and Orange Bowls as hosts for the Bowl Alliance games beginning at the conclusion of the 1995 regular season.

2000s

2010s

Present Day

October 13, 1994: ABC and the SEC extend the agreement to televise the Championship Game through 2000.

November 7, 1994: SEC extends its agreement with JP Sports to televise weekly football games through the 2000 season.

June 1, 1995: SEC extends its agreement with the Georgia Dome to host the SEC Football Championship Game through 1998.

1997: SEC championship for softball added.

May 29, 1997: SEC extends its agreement with the Georgia Dome to host the SEC Football Championship Game through 2001.

February 2, 1998: SEC reaches a multi-year extension with CBS Sports to broadcast its football and men's and women's basketball games.

June 7, 1999: SEC and ESPN reach a multi-year extension to televise football and men's and women's basketball for the next eight seasons.

2001: CBS expands its SEC football commitment and provides exclusive national network broadcasts of SEC home games.

December 6, 2001: SEC and CBS announce an agreement for CBS Sports to televise the SEC Football Championship Game through 2008.

June 2, 2002: Michael L. Slive, who served as Commissioner of Conference USA, appointed seventh SEC commissioner.

June 4: 2004: SEC Task Force on Compliance and Enforcement issues its report calling to have none of the league's schools on NCAA probation within the next five years. Report is unanimously accepted.

February 23, 2005: SEC announced the formation of its Academic Consortium linking the academic resources of its 12 member institutions.

August 14, 2008: CBS Sports and the SEC announce a 15-year agreement to extend broadcasts of SEC football and basketball games. CBS will continue to be exclusive national network broadcast of SEC home football games and the SEC Championship game.

August 25, 2008: ESPN and the SEC announce a 15-year agreement beginning in 2009-10 through 2023-24. It is the longest national rights agreement in ESPN history. ESPN entities (ESPN, ESPN on ABC, ESPN2, ESPNU, ESPN Regional Television, ESPN360.com, ESPN Mobile TV, ESPN GamePlan, ESPN Full Court, ESPN International, ESPN Deportes, ESPN Classic) will carry more than 5,500 SEC events including football, men's and women's basketball, Olympic sports and SEC Championships.

December 2009: Florida and Alabama, both 12-0 and ranked No. 1 and No. 2 nationally, meet for the SEC Championship at the Georgia Dome, won by Alabama 32-13. The game drew an 11.8 TV rating, the highest in SEC Championship Game history.

January 2010: Alabama defeats Texas 37-21 in the BCS National Championship Game, the first time in the history of college football for a single conference to win four consecutive national championships.

January 2011: Auburn defeats Oregon 22-19 in the BCS Championship game, giving the league an unprecedented fifth consecutive BCS National Championship. The SEC moves to 7-0 in BCS Championship games.

Fall 2011: League announces that Texas A&M (13th member) and Missouri (14th member) will join the conference effective July 1, 2012, with competition to begin in all sports for the 2012-13 academic year.

January 2012: Alabama and LSU face off in New Orleans for the BCS Championship, won by the Crimson Tide 21-0. It marks the sixth consecutive national championship in football for the SEC.

July 1, 2012: Missouri and Texas A&M officially become members of the Southeastern Conference.

January 2012: Alabama defeats Notre Dame 42-14 at the BCS Championship Game in Miami, Fla., the seventh consecutive national title for the SEC.

2013: SEC Championship for equestrian added.

May 2, 2013: The SEC, in conjunction with ESPN, announces the creation of The SEC Network, set to launch in August of 2014.

August 14, 2014: The SEC Network, a multi-platform network, which will air SEC content 24/7 including more than 1,000 events in its first year, launches.

2014: The SEC sends a NCAA-record 12 teams to participate in postseason bowl games. The SEC matched its most wins during a bowl season with seven.

June 1, 2015: Gregory A. Sankey becomes the SEC's eighth commissioner.

SEC STAFF

MARK WOMACK
Executive Associate Commissioner/CFO

TIFFANY DANIELS
Associate Commissioner

CHARLIE HUSSEY
Associate Commissioner

WILLIAM KING
Associate Commissioner

HERB VINCENT
Associate Commissioner

MARK WHITWORTH
Associate Commissioner

LESLIE CLAYBROOK
Assistant Commissioner

GIL GRIMES
Assistant Commissioner

WILL LAWLER
Assistant Commissioner

CRAIG MATTOX
Assistant Commissioner

CHRIS WALDSMITH
Assistant Commissioner

KATHRYN SWITZER
Exec. Associate to Commissioner

TORIE JOHNSON
Exec. Director of SECU

CHUCK DUNLAP
Director of Communications

JOHN GIBSON
Director of Championships

CRAIG PINKERTON
Director of Communications

BC ROMANO
Director of Video and Creative Services

JIM SULLIVAN
Director of Championship Ticket Operations

TAMMY WILSON
Director of Communications

SYLVIA HAGAN
Associate Director of Officiating Administration

SEAN CARTELL
Assistant Director of Communications

COLE CUNNINGHAM
Assistant Director of Video and Creative Services

TAYLOE LOCKE
Assistant Director of Compliance

JILL SKOTARCZAK
Assistant Director of Communications

GINNY THOMAS
Assistant Director of Football Administration

BRETT THOMPSON
Assistant Director of Championship Ticket Operations

BRYANT WELBOURNE
Assistant Director, SECU

COURTNEY FRITTS
Communications/ Digital Media Assistant

ROBERT MILLIGAN
Video Assistant

SUSAN BISHOP
Administrative Assistant, SECU

ALLISON JACOBS
Administrative Assistant

LORI MCDANAL
Administrative Assistant

DONNA MOORE
Administrative Assistant

BRENDA GRAY
Receptionist

STEVE SHAW
Coordinator of Football Officials

LARRY TEMPLETON
Consultant to Commissioner

EXECUTIVE COMMITTEE

President: **NICK ZEPPOS,** ***Vanderbilt***

Vice President: **DR. MARK KEENUM,** ***Mississippi State***

Secretary: **JOSEPH L. FINK III,** ***Kentucky***

DR. HARRIS PASTIDES, ***South Carolina***

GREG MCGARITY, ***Georgia***

RON RYCHLAK, ***Ole Miss***

MEREDITH JENKINS, ***Auburn***

OFFICIAL SPONSOR PROGRAM

The Southeastern Conference Official Sponsor program began in 1988 with three companies dedicated to intercollegiate athletics and higher education.

Now supported by many of the nation's top corporations, this program has evolved into the most successful of its kind.

Each member of the SEC Official Sponsor team shows its commitment to the future of intercollegiate athletics with contributions to SEC Youth Clinics, SEC Scholarship Programs and SEC Academic Enhancement Programs.

The corporations also conduct consumer promotions designed to increase sales and brand awareness. These promotions also increase public awareness of the member institutions of the SEC, which in turn supports increased ticket sales and high television and radio ratings.

In addition to the broad spectrum of benefits provided by these contributions, each SEC institution is a direct beneficiary of the program. SEC Official Sponsors include Allstate Insurance, AT&T, Belk, Dr Pepper, Gatorade and Regions Bank.

PROGRAM MISSION

The mission of the corporate sponsor program is:

1. To develop marketing and promotional activities that benefit the SEC, its member institutions and the participating corporations;
2. To emphasize the positive role of athletics in our society; and
3. To provide funding for youth clinics, championship events and academic enhancement programs.

SEC OFFICIAL SPONSORS

Allstate.

belk
MODERN. SOUTHERN. STYLE.

Dr Pepper Est. 1885

GATORADE

REGIONS

SEC LICENSING PROGRAM

The Southeastern Conference markets its registered marks (Southeastern Conference, SEC, SEC Seal and SEC logos) through a licensing program with the Collegiate Licensing Company. The SEC began its licensing program in 1988 to protect the use of its name and insignias and to ensure that its member institutions benefit from the use and sale of items bearing its name and/or logos.

The program also ensures that manufacturers and retailers market only the highest-quality merchandise using the conference name and logos. The SEC has joined a significant number of colleges and universities throughout the country to bring about consistency in the marketplace for officially-licensed collegiate products.

COLLEGIATE LICENSING COMPANY · CLC

IMG COMPANY

SEC MEDIA SERVICES

SEC COMMUNICATIONS MISSION STATEMENT

The Southeastern Conference has been the nation's leader in communications during its history. The SEC understands the importance of assisting the media in providing coverage of the conference and its institutions. To this end, the conference, including all of its member institutions, shall make the best attempt to fill reasonable requests by media outlets. Members of the media are encouraged to work with the communications director of each institution and the conference office to establish satisfactory media policies that are mutually beneficial to all parties.

SEC FOOTBALL MEDIA DAYS

Kickoff 2015, will take place at the Hyatt Regency Birmingham-Wynfrey Hotel in Hoover, Ala., from July 13-16.

Three to four schools will appear each day, along with various SEC representatives.

For more information about SEC Football Media Days, contact the SEC Communications Office.

SEC CHAMPIONSHIP GAME

December 5, 2015
Georgia Dome (71,500)
Atlanta, Ga.
CBS Sports – 4 p.m. ET

MEDIA INFORMATION

Media credential requests for the 2015 SEC Championship football game can be taken online at www.secsportsmedia.com beginning October 1.

The SEC will conduct a media teleconference with the two participating head coaches on Sunday, November 29 at 5 p.m. ET. Another media teleconference, with three participating student-athletes from each school, will be held on Monday, November 30 at 1 p.m. ET

A press conference featuring both participating head coaches will be held at the Georgia Dome on Friday, December 4, at 2 p.m. ET.

The Friday press conference and the post-game press conference on Saturday will be available on a satellite uplink and SEC FTP, and live on The SEC Network. Additional information will be included in the league's weekly media release.

For further information concerning media coverage of the SEC Football Championship Game, please contact the SEC Communications Department.

WEEKLY COACHES TELECONFERENCE

The 14 SEC coaches will be featured on a weekly teleconference each Wednesday from 11 a.m. - 1:30 p.m. (ET) [10 a.m. - 12:30 p.m. (CT)] beginning September 2 and concluding November 25. The SEC will also hold a spring football coaches media teleconference in May 2016.

Media representatives wishing to participate in the teleconference should contact the SEC Communications Office for further details.

A replay of each week's teleconference can be heard on the SEC's website, www.SECSports.com.

Each coach will appear on the teleconference for ten minutes, according to the following schedule (All Times Central):

10:00 a.m. Les Miles, LSU
10:10 a.m. Steve Spurrier, South Carolina
10:20 a.m. Jim McElwain, Florida
10:30 a.m. Derek Mason, Vanderbilt
10:40 a.m. Nick Saban, Alabama
10:50 a.m. Butch Jones, Tennessee
11:00 a.m. Bret Bielema, Arkansas
11:10 a.m. Gary Pinkel, Missouri
11:20 a.m. Hugh Freeze, Ole Miss
11:30 a.m. Kevin Sumlin, Texas A&M
11:40 a.m. Mark Stoops, Kentucky
11:50 a.m. Dan Mullen, Mississippi State
12:00 p.m. Mark Richt, Georgia
12:10 p.m. Gus Malzahn, Auburn

SEC FTP FEEDS

The Southeastern Conference provides a FTP feed each day during Football Media Days, as well as from the SEC Football Championship Game. Details are available through the SEC Communications Office.

SEC E-MAIL SERVICE

Information on SEC football will be emailed periodically through the season to accredited media throughout the country. To be added to the SEC football email list, please register online at www.secsportsmedia.com.

SEC PLAYERS OF THE WEEK

The SEC will name a freshman of the week along with an offensive, defensive, offensive lineman, defensive lineman and special teams player of the week each Monday throughout the regular season.

Nominations for the awards are made by the SEC sports information directors. The honorees are selected by a vote of the SEC Communications and football staff.

collegepressbox.com
SINCE 2006 EVERYTHING BUT THE PRE-GAME MEAL

Collegepressbox.com is the official media website for SEC football. Access and download weekly game notes, quotes, statistics, photos, media guides and more for the conference and each of its 14 member schools throughout the season. Registration information will be distributed to accredited media or you may request more information by sending an e-mail to password@collegepressbox.com.

www.SECSports.com
www.secsportsmedia.com

The Southeastern Conference has an extensive presence on the Internet and the SEC Network.

General SEC football information can be accessed on the Web at www.SECSports.com. The football section is updated with new material daily on the page, with standings, statistics, game previews, notes and other important information. The SEC also offers a media-only website - www.secsportsmedia.com. Media covering the SEC can retrieve information from the conference office as, SEC logos, photos and a championship credentialing system for SEC football is available on the site. (The site houses all media information and links for the other 20 sports the SEC sponsors).

SEC WEBSITES

All 14 SEC schools place much of their information released to the media online on their websites. The website addresses are below:

ALABAMA — www.rolltide.com
ARKANSAS — www.arkansasrazorbacks.com
AUBURN — www.auburntigers.com
FLORIDA — www.gatorzone.com
GEORGIA — www.georgiadogs.com
KENTUCKY — www.ukathletics.com
LSU — www.lsusports.net
OLE MISS — www.olemisssports.com
MISSISSIPPI STATE — www.hailstate.com
MISSOURI — www.mutigers.com
SOUTH CAROLINA — www.gamecocksonline.com
TENNESSEE — www.utsports.com
TEXAS A&M— www.12thman.com
VANDERBILT — www.vucommodores.com

FOLLOWING THE SEC . . .

On Facebook, like the page called "Southeastern Conference".

On Twitter, follow the SEC at @SEC.

SEC OFFICE

GREG SANKEY • Commissioner
2201 Richard Arrington Blvd. North
Birmingham, AL 35203
Main Switchboard: (205) 458-3000
Administrative Fax: (205) 458-3031
Fax: (205) 458-3030

COMMUNICATIONS STAFF

HERB VINCENT • Associate Commissioner
E-Mail/Twitter: hvincent@sec.org; @SECherbvin

#CHUCK DUNLAP • Director
E-Mail/Twitter: cdunlap@sec.org; @SEC_Chuck

CRAIG PINKERTON • Director
E-Mail/Twitter: cpinkerton@sec.org; @SEC_Craig

TAMMY WILSON • Director
E-Mail/Twitter: twilson@sec.org; @SEC_Tammy

B.C. ROMANO • Director of Video and Creative Services
E-Mail: bcromano@sec.org

%SEAN CARTELL • Assistant Director
E-Mail/Twitter: scartell@sec.org; @SEC_Sean

JILL SKOTARCZAK • Assistant Director
E-Mail/Twitter: jskotarczak@sec.org; @SEC_Jill

COURTNEY FRITTS • Assistant / Digital Media
E-Mail/Twitter: cfritts@sec.org; @SEC_Courtney

- SEC Football Primary Contact; % - Secondary Contact

SEC FOOTBALL VIDEO REPLAY

The Southeastern Conference, following the rules set forth by the NCAA Football Rules Committee, will utilize video replay for the 2015 football season. The following are the NCAA Rules on Instant Replay.

SECTION 1. Purpose and Philosophy

Purpose

ARTICLE 1. Instant replay is a process whereby video review is used to confirm, reverse or let stand certain on-field decisions (Rule 12-3) made by game officials.

Philosophy

ARTICLE 2. The instant replay process operates under the fundamental assumption that the ruling on the field is correct. The replay official may reverse a ruling if and only if the video evidence convinces him beyond all doubt that the ruling was incorrect. Without such indisputable video evidence, the replay official must allow the ruling to stand.

SECTION 2. Eligibility for Instant Replay

Participation

ARTICLE 1.

a. Any member institution may use instant replay, but there is no requirement to do so. If instant replay is used, it must be used in full compliance with this rule.
b. For any nonconference game, if the home team is using instant replay, the visiting team does not have the option of declining its use for that game. If the home team is not using instant replay, it is not required to honor a request by the visiting team that it be used.

SECTION 3. Reviewable Plays

Scoring Plays

ARTICLE 1. Reviewable plays involving a potential score include:

a. A potential touchdown or safety. [***Exception:*** Safety by penalty for fouls that are not specifically reviewable.]
b. Field goal attempts if and only if the ball is ruled (a) below or above the crossbar or (b) inside or outside the uprights when it is lower than the top of the uprights. If the ball is higher than the top of the uprights as it crosses the end line, the play may not be reviewed.

Passes

ARTICLE 2. Reviewable plays involving passes include:

a. Pass ruled complete, incomplete or intercepted anywhere in the field of play or an end zone.
b. Forward pass touched by a player (eligible or ineligible) or an official. RULE 12 / INSTANT REPLAY FR-107
c. Forward pass or forward handing when a ball carrier is or has been beyond the neutral zone.
d. A forward pass or forward handing after a change of team possession.
e. Pass ruled forward or backward when thrown from behind the neutral zone.
   1. If the pass is ruled forward and is incomplete, the play is reviewable only if the ball goes out of bounds or if there is clear recovery of a loose ball in the immediate continuing action after the loose ball. If the replay official does not have indisputable video evidence as to which team recovers, the ruling of incomplete pass stands. (***Exception:*** Rule 12-3-1-a)
   2. If the replay official reverses an incomplete forward pass ruling and the ball is recovered, it belongs to the recovering team at the spot of the recovery and any advance is nullified.

Dead Ball and Loose Ball

f. Location of the passer when he is obviously in the field of play and a ruling of intentional grounding would result in a safety by penalty.

ARTICLE 3. Reviewable plays involving potential dead balls and loose balls include:

a. Loose ball by a potential passer ruled a fumble.
b. Loose ball by a passer ruled incomplete forward pass when there is clear recovery in the immediate continuing action after the loose ball.
   1. If the replay official does not have indisputable video evidence as to which team recovers, the ruling of incomplete pass stands.
   2. If the replay official rules fumble, the ball belongs to the recovering team at the spot of the recovery and any advance is nullified.
c. Live ball not ruled dead in possession of a ball carrier.
d. Loose ball ruled dead, or live ball ruled dead in possession of a ball carrier when the clear recovery of a loose ball occurs in the immediate continuing action.
   1. If the ball is ruled dead and the replay official does not have indisputable video evidence as to which team recovers, the dead-ball ruling stands.
   2. If the replay official rules that the ball was not dead, it belongs to the recovering team at the spot of the recovery and any advance is nullified.
e. Ball carrier's forward progress, spot of fumble, or spot of out-of-bounds backward pass, with respect to a first down.
f. Catch or recovery of a fumble by a Team A player other than the fumbler before any change of possession during fourth down or a try.
g. Ball carrier in or out of bounds. If a ball carrier is ruled out of bounds, the play is not reviewable, except as in Rules 12-3-1-a and 12-3-3-d.
h. Catch, recovery or touching of a loose ball by a player in bounds or out of bounds.
i. A loose ball touching on or beyond a sideline, goal line, or end line, touching a pylon, or breaking the plane of a goal line.
j. Catch or recovery of a loose ball in the field of play or an end zone.
k. Forward fumble that goes out of bounds with respect to a first down.

Kicks

ARTICLE 4. Reviewable plays involving kicks include:

a. Touching of a kick. FR-108 RULE 12 / INSTANT REPLAY
b. Player beyond the neutral zone when kicking the ball.
c. Kicking team player advancing a ball after a potential muffed kick/fumble by the receiving team.
d. Scrimmage kick crossing the neutral zone.
e. Blocking by Team A players before they are eligible to touch the ball on an on-side kick.

Miscellaneous

ARTICLE 5. Situations that may be addressed by the replay official:

a. The number of players on the field for either team during a live ball.
b. Clock adjustment and status when a ruling is reviewed.
c. Clock adjustment at the end of any quarter. (*Exception:* Rule 3-2-5-b) If at the end of any quarter the game clock expires, either during a down in which it should be stopped by rule when the ball becomes dead or following the down upon a request for an available team timeout, the replay official may restore time only under these conditions:
   1. The replay official has indisputable video evidence that time should have remained on the game clock when the ball became dead or when the team timeout was granted;
   2. In the second and fourth quarters only, the team in possession when the ball became dead would next put the ball in play from scrimmage (not the try);
   3. In the fourth quarter only, either the score is tied or the team that will next snap the ball is behind by eight points or fewer; and
   4. The replay official's video evidence includes the timeout signal by an official in the case where the game clock should have stopped for a requested team timeout.
d. Correcting the number of a down.
   1. This includes the result of a penalty enforcement that includes an automatic first down or loss of down.
   2. The correction may be made at any time within that series of downs or before the ball is legally put in play after that series.
e. Any person who is not a player interfering with live-ball action occurring in the field of play (Rule 9-2-3).
f. The player-disqualification portion of the penalty for targeting fouls under 9-1-3 and 9-1-4. The point of forcible contact and use of the crown of the helmet are reviewable; however, the targeting action itself is not reviewable. Note that if the disqualification is reversed the 15-yard penalty remains only if there is another personal foul in conjunction with the targeting. See the Penalty at Rules 9-1-3 and 9-1-4.

Limitations on Reviewable Plays

ARTICLE 6. No other plays or officiating decisions are reviewable. However, the replay official may correct egregious errors, including those involving the game clock, whether or not a play is reviewable. This excludes fouls that are not specifically reviewable (Reviewable fouls: Rules 12-3-2-c and d, 12-3-4-b and 12-3-5-a). RULE 12 / INSTANT REPLAY FR-109

SECTION 4. Instant Replay Personnel, Equipment and Location

Personnel

ARTICLE 1. Instant replay personnel shall consist of the number of persons needed to operate the replay equipment within the necessary time constraints. There shall be a minimum of three persons to ensure that all plays are reviewed in an efficient and timely manner. Such persons are normally referred to as replay official, communicator and technician. Additional personnel may be used as needed.

Equipment

ARTICLE 2. The type of equipment used to carry out necessary instant replay duties shall be determined by each conference or member institution using instant replay.

Location

ARTICLE 3.

a. All equipment used reviewing a play during the replay process and the personnel using that equipment shall be located in a separate, secure location in the press box. This room shall not be available or accessible to any person not directly involved in instant replay.
b. Additional telephonic equipment needed to allow instant replay personnel to communicate with the game referee when a game has been stopped for a play review shall be located on a sideline near the field of play and preferably outside a team area. Such equipment shall provide the game referee and the replay official a secure and private means of communication.

SECTION 5. Initiating the Replay Process

Game Stop

ARTICLE 1. There are two methods to stop a game to review a ruling on the field.

a. The replay official and his crew shall review every play of a game. He may stop a game at any time before the ball is next legally put in play (***Exception:*** Rule 12-3-5-c) whenever he believes that:
   1. There is reasonable evidence to believe an error was made in the initial on-field ruling.
   2. The play is reviewable.
   3. The outcome of a review would have a direct, competitive impact on the game.
b. The head coach of either team may request that the game be stopped and a play be reviewed by challenging the on-field ruling.
   1. A head coach initiates this challenge by taking a team timeout before the ball is next legally put in play (***Exception:*** Rule 12-3-5-c) and informing the referee that he is challenging the ruling of the previous play. If a head coach's challenge is successful, he retains the challenge, which he may use only once more during the game. Thus, a coach may have a total of two challenges if and only if his initial challenge is successful. FR-110 RULE 12 / INSTANT REPLAY
   2. After a review has been completed, if the on-field ruling is reversed, that team's timeout will not be charged.
   3. After a review has been completed, and the on-field ruling is not reversed, the charged team timeout counts as one of the three permitted that team for that half or the one permitted in that extra period.
   4. A head coach may not challenge a ruling in which the game was stopped and a decision has already been made by the replay official.
   5. If a head coach requests a team timeout to challenge an on-field ruling and the play being challenged is not reviewable, the timeout shall count as one of the three permitted his team during that half of the game or the one permitted in that extra period.
   6. A head coach may not challenge an on-field ruling if all the team's timeouts have been used for that half or in that extra period.

When To Stop a Game

ARTICLE 2.

a. A game may be stopped, either by the replay official or by a head coach's challenge, at any time before the ball is next legally put in play (***Exception:*** Rule 12-3-5-c).
b. No game official may request that a game be stopped for a play to be reviewed.

SECTION 6. Reviewing an On-field Ruling

Procedures

ARTICLE 1.

a. When a game is to be stopped either by the replay official or by a head coach's challenge, the designated officials on the field will be notified by a buzzer system or other appropriate means.
b. If the review is initiated by the replay official, the referee shall announce: "The ruling on the previous play is ... (brief description of ruling). The play is under further review." If the game has been stopped due to a head coach's challenge, the referee shall announce: "The (name of institution) head coach has challenged the ruling of (state the ruling). The play is under further review."
c. All reviews shall be based upon video evidence provided by and coming directly from the televised production of the game or from other video means available to the replay official.
d. After the referee has conferred with the replay official and the review process has been completed, he shall make one of the following announcements:
   1. If the video evidence confirms the on-field ruling: *"After further review, the ruling on the field is confirmed."*
   2. If there is no indisputable (conclusive) evidence to reverse the on-field ruling: *"After further review, the ruling on the field stands."*
   3. If the on-field ruling is reversed (Rule 12-7): RULE 12 / INSTANT REPLAY FR-111 *"After further review, the ruling is [followed by a brief description of the video evidence].* Therefore, [followed by a brief description of the impact of the ruling]."
e. If a ruling is reversed, the replay official shall supply the referee with all pertinent data as needed (next down, distance, yard line, position of the ball, clock status/adjustment) in order to resume play under the correct game conditions.

Restrictions

ARTICLE 2.

a. There is no restriction on the number of times the replay official may stop a game for reviews.
b. The replay official is under no time limit for a review.

SECTION 7. Reversing an On-Field Ruling

Criterion for Reversal

ARTICLE 1. To reverse an on-field ruling, the replay official must be convinced beyond all doubt by indisputable video evidence through one or more video replays provided to the monitor.

SEC NETWORK
TAKE IT ALL IN

On August 14, 2014 SEC Network launched in 62 million homes nationwide. On that day, SEC Network became the most successful new channel launch in cable history and it hasn't stopped going since. Currently boasting 70 million subscribers, the network produced 1,500 events surrounded by 1,400 hours of original programming in its debut year.

Events

Prior to launch, SEC Network committed to airing a total of 1,000 events annually—comprised of both television and school-produced digital events.

By April, the multiplatform network had reached 1,000 digital events alone, doubling the expectations for SEC Network +.

All 14 schools have at least one control room, fibered sports facilities and a bureau cam room. The network utilizes over 23,000 feet of fiber—nearly the circumference of the world— to connect the schools to SEC Network headquarters in Charlotte, N.C. Each school has committed to producing 40 live SEC Network + events annually and on average, produced 70 in their inaugural year.

Notable Event totals:

- Televised 48 SEC football games
- Carried 196 football press conferences as SEC Network + events on WatchESPN
- Quintupled the amount of soccer and volleyball events available on national television
- 21 SEC gymnastics meets were available live for the first time in conference history
- Increased softball games threefold
- Quadrupled baseball coverage
- Every men's and women's basketball intra-conference game was also available

FOOTBALL
ON SEC NETWORK

SEC Network kicks off its second football season with every SEC team playing on the network within the first three weeks.

SEC Network opens the season with an expanded game day line-up. The network will carry seven matchups the opening week, utilizing its SEC Network Alternate channel on Saturday, Sept. 5, to air an additional three games The network will have four matchups in Week 2 and Week 3, airing concurrent games in the 4 p.m. window.

In total, SEC Network will air over 45 football games again this season with a noon, 4 p.m. or 7:30 p.m. ET kick.

DATE	TIME (ET)	GAME	NETWORK
Thursday, Sept. 3	8 p.m.	Western Kentucky at Vanderbilt	SEC Network
Saturday, Sept. 5	Noon	Louisiana-Monroe at Georgia	SEC Network
	Noon	Tennessee-Martin at Ole Miss	SEC Network Alternate
	4 p.m.	Bowling Green at Tennessee (from Nashville)	SEC Network
	4 p.m.	Southeast Missouri State at Missouri	SEC Network Alternate
	7:30 p.m.	New Mexico State at Florida	SEC Network
	7:30 p.m.	McNeese State at LSU	SEC Network Alternate
Saturday, Sept. 12	Noon	Jacksonville State at Auburn	SEC Network
	4 p.m.	Middle Tennessee at Alabama	SEC Network
	4 p.m.	Toledo at Arkansas (from Little Rock)	SEC Network Alternate
	7:30 p.m.	Kentucky at South Carolina	SEC Network
Saturday, Sept. 19	Noon	Nevada at Texas A&M	SEC Network
	4 p.m.	Northwestern State at Mississippi State	SEC Network
	4 p.m.	Austin Peay at Vanderbilt	SEC Network Alternate
	7:30 p.m.	Florida at Kentucky	SEC Network

RETURNING LINE-UP

After a successful first season, SEC Network returns a line-up of popular shows and expert analysts to cover college football in the Southeastern Conference.

Maria / Brent / Jesse

Marcus Spears

Joe Tessitore

Greg McElroy

Booger McFarland

Matt Stinchcomb

Andre Ware

RELIVE THE MAGIC OF THE WEEKEND ALL WEEK LONG WITH:

SEC Now: SEC Network's flagship news and information show hosted by Peter Burns, Dari Nowkhah or Maria Taylor and a rotating panel of network analysts discussing what's happening now in the SEC's 21-sponsored sports. Airs five nights a week.

SEC Nation: Saturday morning's traveling pre-game show, previewing games and storylines from the fandom of game day on SEC campuses. Airs from 10-noon ET.

Film Room: sit down with a different head football coach in the SEC each week for an exclusive film session, breaking down the X's and O's of recent game action. Airs Wednesdays.

SEC Rewind: Sunday nights at 10 p.m., take a look back at a historic game from the SEC.

SEC Storied: documentary films and features - created by ESPN Films - on the people, teams, moments and events that tell the ongoing story of the Southeastern Conference.

The Paul Finebaum Show: Paul Finebaum provides compelling opinions on SEC sports through a deep knowledge of the conference and interaction with passionate callers that have followed him for years. Airs live every weekday from 3-7 p.m. ET.

...and more coming in Fall 2015.

WHERE TO WATCH:

SEC Network has 70 million subscribers and is carried by most major providers, including: AT&T U-verse, Charter, Comcast Xfinity TV, Cox Communications, DIRECTV, DISH, Mediacom, Suddenlink, Time Warner Cable, Verizon FiOS, members of the NCTC, NRTC and NTTC and many more. A full list, and to find the channel number for your local area visit www.GetSECNetwork.com

SEC Network content is available across multiple platforms including:

- The 24/7 **SEC Network** television channel. A simulcast of the network is available to watch anytime, anywhere via WatchESPN
- **SEC Network Alternate:** an additional television channel used on occasion when live event schedules overlap.
- **SEC Network +:** additional digitally-exclusive SEC events, available on WatchESPN.

What are
SEC Network and SEC Network +?

24/7 coverage of the Southeastern Conference and its 21 college sports

550+ digital-only live events



How can I watch online?

Visit WatchESPN.com, the WatchESPN app, or SECNetwork.com on any platform.

STEP 1:
Select your TV provider.

STEP 2:
Enter your TV subscription username and password.

SEC CHAMPIONSHIP GAME
DECEMBER 5, 2015

The Southeastern Conference's Eastern and Western Division winners will meet in Atlanta's Georgia Dome to battle for the league championship and the right to represent the conference in the College Football Playoff. The 24th-annual title game is set for December 5 and will be televised nationally by CBS Sports.

The game was born as a result of 1992 conference expansion, which saw Arkansas and South Carolina become the first members added in SEC history. Under NCAA regulations, a conference with 12 members may play an additional football game to determine its champion, provided the regular season is played in divisions.

The participants of the game are determined each year during the eight-game regular-season conference schedule as the teams with the best overall SEC winning percentage in each division.

The 2009 SEC Championship Game earned an 11.8 rating and a 24 share, marking the highest-rated SEC Championship Game in history. The game matched the No. 1 Florida Gators (12-0) vs. the No. 2 Alabama Crimson Tide (12-0).

The SEC Championship Game also has drawn capacity crowds in its short history. The game has been witnessed by 1,642,647 fans over the previous 22 championship games.

The SEC Championship Game has drawn 21 capacity crowds in its 23-year history. Only 1993 (Birmingham) and 1995 (Atlanta) were not sellouts.

CHAMPIONSHIP GAME QUICK FACTS

Date: Saturday, December 5
Site: Georgia Dome; Atlanta, Ga.
Capacity: 71,500
Time: 4 p.m. ET
Television: CBS Sports

For Tickets:
SEC Ticket Office
2201 Richard Arrington Blvd. North
Birmingham, AL 35203
(205) 458-3000
www.secticketoffice.com

Georgia Dome Contract: Through 2017 game
CBS Sports Contract: Through 2024 game
Highest TV Rating: 11.8 (24 share) – 2009
Largest Crowd: 83,091 (Alabama vs. Florida, Legion Field) – 1992
Largest Georgia Dome Crowd: 75,892 (Alabama vs. Florida) - 2008

2014 SEC CHAMPIONSHIP GAME

ATLANTA - Blake Sims, the fifth-year senior who finally got a chance to start in his final season, threw a pair of touchdown passes in an MVP performance that carried top-ranked Alabama to a spot in college football's inaugural playoff. The Crimson Tide routed No. 14 Missouri 42-13 to win its 24th Southeastern Conference championship on Saturday.

Sims was brilliant, completing 23 of 27 passes for 262 yards as Alabama pulled away with a 21-point fourth quarter. T.J. Yeldon and Derrick Henry each had a couple of touchdown runs.

It was also a big night for Alabama wide receiver Amari Cooper, who had 12 catches for 83 yards. With 115 catches on the year he broke the SEC record of 113 set by Vanderbilt's Jordan Matthews in 2013. His 83 yards gives him 1,656 on the season, just 83 yards shy of the season record set by LSU's Josh Reed in 2001.

Cooper had his string of six consecutive 100-yard games snapped. His 12 catches broke the SEC Championship game record of 11 set by Florida's Reidel Anthony in 1995.

Missouri (10-3), which won the SEC East, fell behind 21-3 at halftime but then scored 10 unanswered points to come within eight, 21-13, on an Andrew Baggett field goal with 4:37 left in the third quarter.

The Tide went 68 yards in 10 plays — never even going to third down — to seize a 7-0 lead less than 4 minutes into the game.

Missouri, which reached the title game for the second year in a row, managed to stay in this one much of the way thanks to Maty Mauk's deep passing. He completed throws of 63, 47, 32 and 26 yards.

After a series of short throws, Sims suddenly went deep on a 58-yard touchdown pass to DeAndrew White that made it 14-0 early in the second quarter.

On the first snap of the fourth quarter, Sims, the fifth-year senior hooked up with Christion Jones on a 6-yard TD toss that stretched the lead to 28-13.

Henry tacked on a couple of touchdown runs to make it a blowout. He finished with 141 yards on 20 carries.

Missouri struggled to run against the Tide defense, limited to 41 yards on 23 carries. Mauk was 16 of 34 for 272 yards.



Alabama won its 24th SEC Championship and secured the top seed in the inaugural College Football Playoff.

2014 SEC CHAMPIONSHIP

December 6 • Atlanta, Ga. • Georgia Dome (73,526)

SCORING SUMMARY

Alabama	7	14	0	21	=	42
Missouri	0	3	10	0	=	13

1st 11:24 UA - T.J. Yeldon 1 run (Adam Griffith kick), 10-68, 3:36, UA 7, MU 0
2nd 11:48 UA - DeAndrew White 58 pass from Blake Sims (Adam Griffith kick), 1-58, 0:10, UA 14, MU 0
8:30 MU - Andrew Baggett 33 FG, 9-58, 3:12, UA 14, MU 3
2:47 UA - T.J. Yeldon 2 run (Adam Griffith kick), 14-75, 5:43, UA 21, MU 3
3rd 11:00 MU - Bud Sasser 1 pass from Maty Mauk (Andrew Baggett kick), 10-75, 4:00, UA 21, MU 10
4:37 MU - Andrew Baggett 33 FG, 9-65, 3:25, UA 21, MU 13
4th 14:55 UA - Christion Jones 6 pass from Blake Sims (Adam Griffith kick), 10-64, 4:34, UA 28, MU 13
7:38 UA - Derrick Henry 26 run (Adam Griffith kick), 8-90, 4:37, UA 35, MU 13
3:38 UA - Derrick Henry 1 run (Adam Griffith kick), 5-62, 2:46, UA 42, MU 13

TEAM STATISTICS

	UA	MU
FIRST DOWNS	28	10
RUSHES-YARDS (NET)	49-242	23-41
PASSING YDS (NET)	262	272
Passes Att-Comp-Int	27-23-0	34-16-0
TOTAL OFFENSE PLAYS-YARDS	76-504	57-313
Fumble Returns-Yards	0-0	0-0
Punt Returns-Yards	1-1	0-0
Kickoff Returns-Yards	3-85	4-89
Interception Returns-Yards	0-0	0-0
Punts (Number-Avg)	3-43.3	7-43.4
Fumbles-Lost	3-0	2-1
Penalties-Yards	2-10	6-60
Possession Time	36:43	23:17
Third-Down Conversions	9-of-13	6-of-16
Fourth-Down Conversions	0-of-0	1-of-1
Red-Zone Scores-Chances	4-4	3-3
Sacks By: Number-Yards	0-0	2-12

INDIVIDUAL STATISTICAL LEADERS

RUSHING: UA - Derrick Henry 20-141-2, T.J. Yeldon 14-47-2, Tyren Jones 3-26, Blake Sims 9-19, Amari Cooper 1-9, Jalston Fowler 1-2. MU - Rus Hansbrough 13-21, Marcus Murphy 7-20, Ish Witter 1-1, Maty Mauk 2-(-1).

PASSING: UA - Blake Sims 23-27-0-262-2. MU - Maty Mauk 16-34-0-272-1.

RECEIVING: UA - Amari Cooper 12-83, DeAndrew White 4-101-1, Christion Jones 3-40-1, O.J. Howard 2-20, Jalston Fowler 1-13, Brian Fogler 1-5. MU - Jimmie Hunt 6-169, Bud Sasser 5-31-1, Darius White 3-56, Marcus Murphy 1-11, Sean Culkin 1-5.

INTERCEPTIONS: UA - None. MU - None.

FUMBLES: UA - Blake Sims 2-0; Team 1-0. MU - Darius White 1-1; Team 1-0.

Alabama's Blake Sims was the SEC Championship Game MVP, completing 23 of 27 passes for 262 yards with two TDs.

Missouri quarterback Maty Mauk finished the game 16 of 34 for 272 yards.

Alabama's Amari Cooper had 12 catches for 83 yards. His 12 catches broke the previous SEC Championship game record of 11 set by Florida's Reidel Anthony in 1995.

SEC CHAMPIONSHIP GAMES

Year	Score	Attend.	MVP
1992	Alabama 28, Florida 21	83,091	Antonio Langham, Alabama
1993	Florida 28, Alabama 13	76,345	Terry Dean, Florida
1994	Florida 24, Alabama 23	74,751	Ellis Johnson, Florida
1995	Florida 34, Arkansas 3	71,325	Danny Wuerffel, Florida
1996	Florida 45, Alabama 30	74,132	Danny Wuerffel, Florida
1997	Tennessee 30, Auburn 29	74,896	Peyton Manning, Tennessee
1998	Tennessee 24, Mississippi State 14	74,795	Peerless Price, Tennessee
1999	Alabama 34, Florida 7	71,500	Freddie Milons, Alabama
2000	Florida 28, Auburn 6	73,427	Rex Grossman, Florida
2001	LSU 31, Tennessee 20	74,843	Matt Mauck, LSU
2002	Georgia 30, Arkansas 3	74,835	David Greene, Georgia
2003	LSU 34, Georgia 13	74,913	Justin Vincent, LSU
2004	Auburn 38, Tennessee 28	74,892	Jason Campbell, Auburn
2005	Georgia 34, LSU 14	73,717	D.J. Shockley, Georgia
2006	Florida 38, Arkansas 28	73,374	Percy Harvin, Florida
2007	LSU 21, Tennessee 14	73,832	Ryan Perrilloux, LSU
2008	Florida 31, Alabama 20	75,892	Tim Tebow, Florida
2009	Alabama 32, Florida 13	75,514	Greg McElroy, Alabama
2010	Auburn 56, South Carolina 17	75,802	Cam Newton, Auburn
2011	LSU 42, Georgia 10	74,515	Tyrann Mathieu, LSU
2012	Alabama 32, Georgia 28	75,624	Eddie Lacy, Alabama
2013	Auburn 59, Missouri 42	75,632	Tre Mason, Auburn
2014	Alabama 42, Missouri 13	73,526	Blake Sims, Alabama

2013 SEC CHAMPIONSHIP GAME
AUBURN 59, MISSOURI 42

Tre Mason rushed for 304 yards at the Georgia Dome to lead No. 3 Auburn to a 59-42 win against No. 5 Missouri in the highest-scoring Southeastern Conference Championship Game in the event's 22-year history.

It marked the eighth all-time SEC Championship for Auburn (12-1), which also won the SEC Championship Game in 2004 and 2010.

Mason, the 2013 SEC Championship Game Most Valuable Player, rushed 46 times for 304 yards with four touchdowns. The previous SEC Championship game rushing record was 201 yards by LSU's Justin Vincent in 2003.

The 101 combined points scored between the teams shattered the previous record of 75 combined points scored between Florida and Alabama in the 1996 edition of the game.

Auburn racked up 677 yards of total offense, including 545 on the ground. Quarterback Nick Marshall, who went 9-of-11 through the air for 132 yards and one touchdown, rushed for 115 yards with a score. Marshall and Mason combined for 421 of their team's 545 rushing yards.

Auburn wide receiver Sammie Coates caught six passes for 94 yards with his team's first touchdown.

Missouri (11-2) quarterback James Franklin went 21-of-37 for 303 yards with three scoring strikes. Tailback Henry Josey rushed nine times for 123 yards, while Franklin himself accumulated 62 yards on the ground. Wide receiver Dorial Green-Beckham finished with six catches for 144 yards.

Auburn set championship game team records for rushing first downs, rushing attempts, rushing yards and rushing touchdowns with 26, 74, 545 and seven, respectively. It broke Alabama records of 53 attempts in 2009, 18 rushing first downs and 350 rushing yards in 2012. There were three rushing TDs accomplished multiple times.

SCORING SUMMARY

Missouri	10	17	15	0	=	42
Auburn	14	14	17	14	=	59

1st: 10:50 MU – Andrew Baggett 42 FG, 5-19, 1:08, MU 3, AU 0
8:22 AU – Sammie Coates 38 pass from Nick Marshall (Cody Parkey kick), 7-75, 2:28, AU 7, MU 3
5:40 MU – Dorial Green-Beckham 28 pass from James Franklin (Andrew Baggett kick), 7-75, 2:42, MU 10, AU 7
4:09 AU – Nick Marshall 9 run (Cody Parkey kick), 5-75, 1:31, AU 14, MU 10
2nd: 13:11 MU – E.J. Gaines 11 fumble recovery (Andrew Baggett kick), MU 17, AU 14
10:25 AU – Tre Mason 7 run (Cody Parkey kick), 8-75, 2:46, AU 21, MU 17
7:19 MU – Andrew Baggett 36 FG, 9-58, 3:06, AU 21, MU 20
6:26 AU – Tre Mason 3 run (Cody Parkey kick), 4-79, 0:47, AU 28, MU 20
0:18 MU – Dorial Green-Beckham 55 pass from James Franklin (Andrew Baggett kick), 6-92, 0:52, AU 28, MU 27
3rd: 8:17 AU – Cody Parkey 52 FG, 6-13, 2:05, AU 31, MU 27
5:35 MU – Marcus Murphy 10 pass from James Franklin (Andrew Baggett kick), 7-75, 2:42, MU 34, AU 31
3:21 AU – Corey Grant 2 run (Cody Parkey kick), 6-75, 2:14, AU 38, MU 34
0:31 AU – Cameron Artis-Payne 15 run (Cody Parkey kick), 5-54, 1:26, AU 45, MU 34
0:09 MU – James Franklin 5 run (James Franklin rush), 2-75, 0:22, AU 45, MU 42
4th: 11:09 AU – Tre Mason 1 run (Cody Parkey kick), 8-75, 4:00, AU 52, MU 42
4:22 AU – Tre Mason 13 run (Cody Parkey kick), 1-13, 0:05 AU 59, MU 42

INDIVIDUAL STATISTICAL LEADERS

Rushing: MU - Henry Josey 9-123, James Franklin 15-62-1, Rus Hansbrough 6-36, Marcus Murphy 4-10. AU - Tre Mason 46-304-4, Nick Marshall 16-101-1, Corey Grant 5-65-1, Ricardo Louis 3-43, Cameron Artis-Payne 2-36-1.

Passing: MU - James Franklin 21-37-1-303-3. AU - Nick Marshall 9-11-0-132-1.

Receiving: MU - Dorial Green-Beckham 6-144-2, Marcus Lucas 5-50, Marcus Murphy 3-40-1, Bud Sasser 3-34, L'Damian Washington 3-29, Jimmie Hunt 1-6. AU - Sammie Coates 6-94-1, Trovon Reed 1-23, Tre Mason 1-8, Ricardo Louis 1-7.

Interceptions: MU - None. AU - Jermaine Whitehead 1-0.

Fumbles: MU - Marcus Lucas 1-0. AU - Nick Marshall 3-2.

2012 SEC CHAMPIONSHIP GAME
ALABAMA 32, GEORGIA 28

Amari Cooper's 45-yard touchdown reception with 3:15 remaining Saturday lifted No. 2 Alabama to its 23rd all-time Southeastern Conference Football Championship with a 32-28 victory against No. 3 Georgia at the Georgia Dome in a game that featured more than its fair share of twists and turns. The contest was played in front of 75,624 fans, the fifth-largest crowd in SEC Championship Game history.

Alabama (12-1) trailed 28-25 with 12:54 remaining in the game following a 10-yard rushing touchdown by Georgia's Todd Gurley. After several unsuccessful drives by both teams, the Crimson Tide received the ball back with 5:24 left.

That's when Alabama developed a penchant for passing in a game that had been dominated by solid ground games from both teams. Crimson Tide quarterback AJ McCarron found Cooper streaking down the left sideline for what would be the game-winning touchdown pass.

Cooper had seven catches for 127 yards in the game (18.1 avg).

McCarron finished the game 13-of-21 passing with one critical scoring strike. SEC Championship Game Most Valuable Player Eddie Lacy rushed 20 times for a game-high 181 yards with two touchdowns, while T.J. Yeldon had 25 attempts for 153 yards, marking the first time in SEC Championship Game history that two players on the same team rushed for better than 100 yards.

Georgia (11-2) marched down the field on its final drive of the game with one last opportunity to reclaim the advantage in a contest that featured six lead changes. With 15 seconds remaining and the Bulldogs on the Alabama eight-yard line, quarterback Aaron Murray tossed a pass that was tipped and fallen on by Chris Conley at the five-yard line, but the clock expired to end the game.

Murray finished 18-of-33 from scrimmage for 265 yards passing with a touchdown. Gurley led Georgia's ground game with 23 carries for 122 yards with a pair of scores.

SCORING SUMMARY

Alabama	0	10	8	14	=	32
Georgia	0	7	14	7	=	28

2nd: 13:59 UG – Jay Rome 19 yd pass from Aaron Murray (Marshall Morgan kick), 13-87 4:48, UA 0 – UG 7
01:59 UA – Eddie Lacy 41 yd run (Jeremy Shelley kick), 6-70 3:05, UA 7 – UG 7
00:00 UA – Jeremy Shelley 22 yd field goal, 6-42 1:15, UA 10 – UG 7
3rd: 12:09 UG – Todd Gurley 3 yd run (Marshall Morgan kick), 9-75 2:51, UA 10 – UG 14
06:31 UG – Alec Ogletree 55 yd blocked FG return (Marshall Morgan kick), UA 10 – UG 21
04:19 UA – T.J. Yeldon 10 yd run (T.J. Yeldon rush), 4-77 2:12, UA 18 – UG 21
4th: 14:57 UA – Eddie Lacy 1 yd run (Jeremy Shelley kick), 7-74 3:07, UA 25 – UG 21
12:54 UG – Todd Gurley 10 yd run (Marshall Morgan kick), 5-75 2:03, UA 25 – UG 28
03:15 UA – Amari Cooper 45 yd pass from AJ McCarron (Jeremy Shelley kick), 4-55 2:09, UA 32 – UG 28

INDIVIDUAL STATISTICAL LEADERS

Rushing: UA - Eddie Lacy 20-181; T.J. Yeldon 25-153; AJ McCarron 6-16. UG - Todd Gurley 23-122; Keith Marshall 2-3; Aaron Murray 4-minus 12.

Passing: UA - AJ McCarron 13-21-1-162. UG - Aaron Murray 18-33-1-265; Arthur Lynch 1-1-0-16.

Receiving: UA - Amari Cooper 8-128; Eddie Lacy 2-7; M. Williams 2-5; Christion Jones 1-22. UG - Tavarres King 5-142; Malcolm Mitchell 4-40; Arthur Lynch 3-50; Todd Gurley 3-3; Chris Conley 2-11; Jay Rome 1-19; Sanders Commings 1-16.

Interceptions: UA - H. Clinton-Dix 1-35. UG - Sanders Commings 1-0.

Fumbles: UA - AJ McCarron 1-1; Cyrus Jones 1-0; Eddie Lacy 1-0. UG- None.

2011 SEC CHAMPIONSHIP GAME
LSU 42, GEORGIA 10

Tyrann Mathieu turned in an MVP performance when LSU needed him most, running back a punt 62 yards for a touchdown, setting up another score with a fumble recovery and finally finishing off No. 12 Georgia with his best play yet, a whirling dervish of a return that led to the decisive TD of a 42-10 victory in the Southeastern Conference championship game Saturday.

LSU (13-0) advanced to a spot in the BCS title game in New Orleans, just 75 miles from its Baton Rouge campus. The Tigers opponent will be announced Sunday night, but SEC West rival and No. 2 Alabama.

The Bulldogs tried to really shake things up, racing to a 10-0 lead that could've been even bigger if they hadn't dropped a pair of potential touchdown passes in the first quarter.

But, thanks to Mathieu, the deficit was only 10-7 when the teams went to the locker room. He took a punt at his own 38, found an opening and was gone – all the way to the end zone for his second punt return for a touchdown in as many weeks.

That was long forgotten by the time the fearless sophomore was done.

On Georgia's first possession of the second half, quarterback Aaron Murray tried to scramble for a first down but had the ball knocked loose just before he hit the turf. Who was there to fall on it at the Bulldogs 26?

Mathieu, of course, his fifth fumble recovery of the season.

LSU quickly seized its first lead. The Tigers finally picked up a first down, then freshman Kenny Hilliard broke off a 15-yard run for the first of his three touchdowns. Normally, that would've been more than enough to win the game's MVP award. Not even close on this day.

The 5-foot-9, 175-pounder cradled the ball, took off down the center of the field, cut back to his left, stutter-stepped and turned on a burst of speed, basically came to a stop around the Georgia 30, then took off again and was finally dragged down at the 17.

LSU took control with a 21-point third quarter, coming back from a double-digit deficit for the second week in a row and leaving little doubt that it's the best team in country heading into bowl season. The only other unbeaten team, Houston, was blown out in the Conference USA championship game Saturday. All the other top teams have at least one loss.

SCORING SUMMARY

Georgia	10	0	0	0	=	10
LSU	0	7	21	14	=	42

1st Quarter
UG – Blair Walsh 40 FG (1st, 11:45)
UG – Aron White 12 pass from Aaron Murray (Walsh kick) (1st, 00:42)

2nd Quarter
LS – Tyrann Mathieu 62 punt return (Drew Alleman kick) (2nd, 5:48)
LS – Kenny Hilliard 15 run (Alleman kick) (3rd, 12:51)

3rd Quarter
LS – Hilliard 4 run (Alleman kick) (3rd, 10:37)
LS – Hilliard 8 pass from Jordan Jefferson (Alleman kick) (3rd, 3:45)

4th Quarter
LS – Alfred Blue 48 run (Alleman kick) (4th, 6:17)
LS – Morris Claiborne 45 interception return (4th, 4:21)

INDIVIDUAL STATISTICAL LEADERS

Rushing: UG-Malcome 5-37; Thomas 7-28, Crowell 10-15. LS-Blue 8-94-1 TD; Hilliard 8-72-2 TDs; Ford 6-34; Ware 6-13.

Passing: UG-Murray 16-of-40, 163 yards, 1 TD, 2 INT; Mason 4-of-11, 55 yards; 0 TD, 0 INT. LS-Jefferson 5-of-13, 30 yards, 1 TD, 0 INT.

Receiving: UG-Charles 4-42; Mitchell 4-32; King 3-59; Conley 3-40. LS-Randle 2-15; Ware 1-9; Hilliard 1-8-1 TD.

Defense: UG-Ogletree 6 TT (5-1), 1 Sack; Williams 5 TT (4-1); Rambo 5 TT (4-1). LS-Reid 7 TT (5-2); Brockers 6 TT (6-0), 2 TFL, 1 FF, 1 PBU; Minter 6 TT (4-2), 1 PBU.

2010 SEC CHAMPIONSHIP GAME
AUBURN 56, SOUTH CAROLINA 17

Cam Newton left nothing to chance. He ran and passed the Auburn Tigers to a shot at the national championship they were denied six years ago, and he might as well start working on that Heisman pose, too.

Newton passed for a career-high 335 yards and four touchdowns, plus ran for a pair of TDs in an MVP performance that led Auburn to the Southeastern Conference championship with a 56-17 rout of Steve Spurrier and South Carolina on Saturday.

The Tigers, who came into the day sitting atop the Bowl Championship Series standings, must wait 24 hours before getting the official word, but it's nothing more than a formality: They'll be playing Oregon for the national title on Jan. 10 in Glendale, Ariz.

Hard to imagine the Heisman vote even being close after the 6-foot-6, 250-pound junior followed Tim Tebow as only the second player in the history of the top division to run AND pass for 20 touchdowns in a season. He slipped away from defenders with his surprising quickness, buying extra time to throw. He broke tackles with his power, not at all shocking given that he outweighed all three of South Carolina's starting linebackers by at least 25 pounds.

Or he just ran right over 'em. Newton guided the Tigers (13-0) to touchdowns on their first three possessions, though South Carolina (9-4) was in the game as halftime approached. Trailing only 21-14, the Gamecocks simply had to knock down Newton's last-gasp pass on the final play before the break.

They couldn't even do that.Newton heaved one up and DeVonte Holloman, standing in front of Terrell Zachery, leaped to tip it away. But the deflected ball went right to Darvin Adams for an improbable 51-yard touchdown that changed the complexion of the game. After South Carolina missed a field goal on the first possession of the second half, it was all Tigers.

The Tigers set an SEC championship game record for scoring and piled up 589 yards. Newton had a hand in 408 of them, breaking his previous best of 317 yards passing against Chattanooga and leading Auburn in rushing with 14 carries for 73 yards. Despite two big drops, Adams set another SEC championship record with 217 yards on seven receptions.

SCORING SUMMARY

Auburn	21	7	14	14	=	56
South Carolina	7	7	0	3	=	17

1st Quarter
13:20 AU - Onterio McCalebb 12 yd pass from Cam Newton (Wes Byrum kick), AU 7 - SC 0
09:53 SC - Patrick DiMarco 25 yd pass from Stephen Garcia (Spencer Lanning kick), AU 7 - SC 7
05:31 AU - Cam Newton 5 yd run (Wes Byrum kick), AU 14 - SC 7
02:09 AU - Darvin Adams 54 yd pass from Cam Newton (Wes Byrum kick), AU 21 - SC 7

2nd Quarter
00:16 SC - Alshon Jeffery 1 yd pass from Stephen Garcia (Spencer Lanning kick), AU 21 - SC 14
00:00 AU - Darvin Adams 51 yd pass from Cam Newton (Wes Byrum kick), AU 28 - SC 14

3rd Quarter
07:56 AU - Cam Newton 1 yd run (Wes Byrum kick), AU 35 - SC 14
07:23 AU - T'Sharvan Bell 10 yd interception return (Wes Byrum kick), AU 42 - SC 14

4th Quarter
11:14 AU - Emory Blake 7 yd pass from Cam Newton (Wes Byrum kick), AU 49 - SC 14
07:48 SC - Spencer Lanning 33 yd field goal, AU 49 - SC 17
02:22 AU - Mario Fannin 6 yd run (Wes Byrum kick), AU 56 - SC 17

INDIVDIDUAL STATISICAL LEADERS

Rushing: Auburn-Cam Newton 14-73; Michael Dyer 14-64; Barrett Trotter 2-37; Onterio McCalebb 3-30; Mario Fannin 6-28; Terrell Zachery 1-3; Kodi Burns 2-3. South Carolina-M. Lattimore 16-84; Connor Shaw 6-49; Stephen Garcia 7-18; Brian Maddox 1-5.

Passing: Auburn-Cam Newton 17-28-0-335; Barrett Trotter 1-1-0-16. South Carolina-Stephen Garcia 16-28-2-170; Connor Shaw 4-5-0-23.

Receiving: Auburn-Darvin Adams 7-217; Emory Blake 5-63; Eric Smith 2-23; PhillipLutzenkirchen 1-18; Derek Winter 1-16; Onterio McCalebb 1-12; Terrell Zachery 1-2. South Carolina-Alshon Jeffery 4-36; M. Lattimore 3-36; Tori Gurley 3-32; D.L. Moore 3-30; Ace Sanders 3-9; Patrick DiMarco 2-38; Mike Triglia 1-9; Kenny Miles 1-3.

Interceptions: Auburn-T'Sharvan Bell 1-10; Daren Bates 1-0. South Carolina-None.

Fumbles: Auburn-Cam Newton 1-1. South Carolina-None.

2009 SEC CHAMPIONSHIP GAME
ALABAMA 32, FLORIDA 13

The No. 2 Alabama Crimson Tide won its 22nd Southeastern Conference Championship by beating No. 1 Florida, 32-13 with a balanced attack that gave the Tide its first league title since 1999. Alabama is now 13-0 on the season while the Gators fell to 12-1. It marked the first time in the history of the SEC Championship Game that both teams came in undefeated.

"Our entire team played great. Greg [McElroy] played great. Mark [Ingram] played great. Julio [Jones] played great," Alabama head coach Nick Saban said. "Really, most of the credit goes to our guys up front on the offensive line. This is a great win for our program."

Alabama amassed 490 yards of total offense against a Florida defense that had been limiting its opponents to an average of 230 yards per game this season.

Junior quarterback Greg McElroy, who threw for 239 yards and a touchdown on 12 completions, was named the game's most valuable player.

"It's been such an incredible season," McElroy said. "We started the season here (in the Georgia Dome) with a win and were able to win a championship today. I can't say enough about my offensive line, (and) we have the greatest coaching staff in the country."

Sophomore running back Mark Ingram rushed for 113 yards on 28 carries including three rushing touchdowns. He is now the Tide's all-time single-season rushing leader with 1,542, surpassing Bobby Humphrey's 1986 record of 1,471 and becomes the first Alabama rusher to go over 1,500 yards in a season. His three touchdowns tied an SEC Championship Game record. Ingram also caught two passes for 76 yards.

Sophomore Marquis Maze led the Crimson Tide recievers with five catches for 96 yards.

Sophomore Mark Barron, junior Kareem Jackson and senior Rolando McClain led the Crimson Tide defense with seven, six and five tackles, respectively.

Alabama has now won an SEC title in every decade since winning the league's first title in 1933. The Tide's 22 championships ranks first in SEC history.

SCORING SUMMARY

Florida	3	10	0	0	=	13
Alabama	9	10	7	6	=	32

1st: 10:37 UA - Leigh Tiffin 48 yd field goal, 9-47 4:23, UF 0 - UA 3
05:33 UA - Mark Ingram 7 yd run (Leigh Tiffin kick failed), 8-76 3:56, UF 0 - UA 9
00:28 UF - C. Sturgis 48 yd field goal, 12-56 5:05, UF 3 - UA 9

2nd: 06:03 UA - Leigh Tiffin 34 yd field goal, 12-68 5:47, UF 3 - UA 12
04:31 UF - D. Nelson 23 yd pass from T. Tebow (C. Sturgis kick), 4-70 1:32, UF 10 - UA 12
03:32 UA - Mark Ingram 3 yd run (Leigh Tiffin kick), 2-72 0:59, UF 10 - UA 19
01:18 UF - C. Sturgis 32 yd field goal, 5-65 2:14, UF 13 - UA 19

3rd: 09:53 UA - Colin Peek 17 yd pass from Greg McElroy (Leigh Tiffin kick), 5-74 2:48, UF 13 - UA 26

4th: 13:49 UA - Mark Ingram 1 yd run (Greg McElroy pass failed), 17-88 8:47, UF 13 - UA 32

INDIVDIDUAL LEADERS

Rushing: Florida-T. Tebow 10-63; B. James 1-9; J. Demps 1-9; C. Rainey 2-7. Alabama-Mark Ingram 28-113; T. Richardson 11-80; Roy Upchurch 7-57; Greg McElroy 4-10; Team 3-minus 9.

Passing: Florida-T. Tebow 20-35-1-247. Alabama-Greg McElroy 12-18-0-239.

Receiving: Florida-A. Hernandez 8-85; D. Nelson 4-53; R. Cooper 3-77; D. Thompson 2-22; B. James 1-9; O. Hines 1-4; E. Moody 1-minus 3. Alabama-Marquis Maze 5-96; Colin Peek 3-39; Mark Ingram 2-76; Julio Jones 2-28.

Interceptions: Florida-None. Alabama-Javier Arenas 1-0.

Fumbles: Florida-None. Alabama-Team 1-0.

2008 SEC CHAMPIONSHIP GAME
FLORIDA 31, ALABAMA 20

Eastern Division champion Florida used two fourth quarter touchdowns to erase a 20-17 deficit to defeat Western Division Alabama, 31-20, in the 17th SEC Football Championship Game, held Dec. 6 at the Georgia Dome in Atlanta.It marked the first time in SEC history two teams ranked No. 1 and No. 2 in the polls met head-to-head on the field.

A Georgia Dome record crowd of 75,892 was on hand as the two teams traded leads through the first three quarters.

Florida QB Tim Tebow was voted the game's Most Valuable Player. The Jacksonville, Fla., junior completed 14-of-22 passes for 216 yards and three touchdowns and also led the Gators in rushing with 57 yards on 17 carries. Tebow's five-yard TD pass to Riley Cooper with 2:50 left in the game gave the Gators the security of the win.

Florida came out of the gate first, with Tebow hitting Carl Moore with a three-yard TD pass at the 8:17 mark of the first quarter, giving the Gators a 7-0 lead. Alabama answered with a Glen Coffee 18-yard TD run on the next drive. The Tide followed that up with a Leigh Tiffin 30-yard field goal for a 10-7 end of first quarter lead.

The Gators bounced back. Jonathan Phillips hit a 19-yard field goal to tie the score, 10-10. With 2:59 left in the first half, Tebow found David Nelson for a five-yard TD strike and Florida went into the locker room with a 17-10 lead.

Alabama controlled the ball for much of the third quarter. The Tide engineered a 15-play, 91-yard drive on its opening possession of the half. It was capped by Mark Ingram's 2-yard TD run to tie the score, 17-17. With eight seconds left in the third quarter, Tiffin conneted on a 27-yard field goal to give Alabama a 20-17 lead.

Florida took the lead for good with 9:21 left in regulation. Jeff Demps scored from the one-yard line to give the Gators a 24-20 lead. Florida's defense held the Tide on its next drive and Tebow hit Cooper for the final margin, 31-20.

SCORING SUMMARY

Alabama	10	0	10	0	=	20
Florida	7	10	0	14	=	31

UF - Carl Moore 3 pass from Tim Tebow (Jonathan Phillips kick) (1st, 8:17)
UA - Glen Coffee 18 run (Leigh Tiffin kick) (1st, 7:23)
UA - Tiffin 30 FG (1st, 3:28)
UF - Phillips 19 FG (2nd, 8:59)
UF - David Nelson 5 pass from Tebow (Phillips kick) (2nd, 2:59)
UA - Mark Ingram 2 run (Tiffin kick) (3rd, 6:20)
UA - Tiffin 27 FG (3rd, 0:08)
UF - Jeff Demps 1 run (Phillips kick) (4th, 9:21)
UF - Riley Cooper 5 pass from Tebow (Phillips kick) (4th, 2:50)

INDIVIDUAL LEADERS

Rushing: ALABAMA: Coffee 21-112-1 TD; Ingram 8-21-1. FLORIDA: Tebow 17-57-0; Demps 14-53-1; Moody 4-23-0.

Passing: ALABAMA: Wilson 12-25-1, 187 yards, 0 TD. FLORIDA: Tebow 14-22-0, 216, 3 TDs.

Receiving: ALABAMA: Jones 5-124-0 TD, Walker 3-37-0, Hanks 3-19. FLORIDA: Murphy 4-86-0, Hernandez 3-43-0, Nelson 3-27-1 TD; Cooper 2-56-1 TD.

Tackles: ALABAMA: McClain 7 UT-2 AT=9 TT, R. Johnson 7-2=9, Woodall 6-2=8. FLORIDA: Haden 6-2=8; Spikes 5-2=7; Black 4-3=7.

2007 SEC CHAMPIONSHIP GAME
LSU 21, TENNESSEE 14

Ryan Perrilloux and the fifth-ranked Tigers beat No. 14 Tennessee 21-14 - victory and suddenly was playing for the national title.

Jonathan Zenon scored on an 18-yard interception return with 9:54 left to rally LSU (11-2) from a 14-13 deficit, then Darry Beckwith picked off another pass by Erik Ainge deep in Tigers territory to seal it.

The Vols led 7-6 at halftime. The game shaded toward the Tigers' side in the second half, with Perrilloux starring in place of injured Matt Flynn.

For a while, it looked as if Tennessee safety Eric Berry might be the star of the game. He made a pair of plays in the third quarter that helped Tennessee take a 14-13 lead and preserve it. Berry recovered a fumble by NCAA sprint star Trindon Holliday that set up Ainge's 6-yard TD pass to Josh Briscoe for a 14-13 edge and later intercepted Perrilloux's pass.

SCORING SUMMARY

Tennessee	7	0	7	0	=	14
LSU	6	0	7	8	=	21

1st: 12:00 UT - Chris Brown 11 yd pass from Erik Ainge (Daniel Lincoln kick)
Scoring Drive: 6 plays, 62 yards, TOP 3:00, UT 7 - LS 0
8:29 LS - Colt David 30 yd field goal
Scoring Drive: 10 plays, 63 yards, TOP 3:31, UT 7 - LS 3
3:07 LS - Colt David 30 yd field goal
Scoring Drive: 9 plays, 58 yards, TOP 3:57, UT 7 - LS 6

2nd: No Scoring

3rd: 11:52 LS - Demetrius Byrd 27 yd pass from Ryan Perrilloux (Colt David kick)
Scoring Drive: 6 plays, 76 yards, TOP 3:08, UT 7 - LS 13
3:09 UT - Josh Briscoe 6 yd pass from Erik Ainge (Daniel Lincoln kick)
Scoring Drive: 9 plays, 66 yards, TOP 3:40, UT 14 - LS 13

4th: 9:54 LS - Jonathan Zenon 18 yd interception return (Ryan Perrilloux rush), UT 14 - LS 21

INDIVIDUAL LEADERS

Rushing: Tennessee: Foster 21-55-0 TD; Jones 2-39-0. LSU: Hester 23-120-0; Holliday 6-58-0; Williams 5-34-0.

Passing: Tennessee: Ainge 20-40-2, 249, 2 TDs. LSU: Perrilloux 20-30-1, 243, 1 TD.

Receiving: Tennessee: Briscoe 8-79-1 TD; five with 2 catches each. LSU: Doucet 5-29-0; Byrd 4-72-1 TD; LaFell 3-65-0.

Tackles: Tennessee: Mayo 8-7=15; Hefney 6-4=10. LSU: Steltz 5-3=8; Highsmith 3-4=7.

2006 SEC CHAMPIONSHIP GAME
FLORIDA 38, ARKANSAS 28

The fourth-ranked University of Florida got second-half touchdowns on a muffed punt, a 67-yard run and a pass from a wide receiver en route to defeating No. 8 Arkansas, 38-28, to win its seventh SEC title.

With UF trailing 21-17 late in the third quarter, Arkansas sophomore Reggie Fish fumbled a punt inside the Razorbacks' five-yard line, allowing freshman cornerback Wondy Pierre-Louis to pounce on the ball in the endzone for a touchdown that gave Florida a 24-21 lead. After the Gator defense forced an Arkansas punt, freshman wide receiver Percy Harvin took off on a career-long 67-yard touchdown run on Florida's first play of the fourth quarter, widening the lead to 31-21.

SCORING SUMMARY

Arkansas	0	7	14	7	=	28
Florida	3	14	7	14	=	38

1st: 06:10 UF - C. Hetland 33 yd field goal; 6 plays, 47 yards, TOP 2:25, AR 0 - UF 3

2nd: 08:54 UF - C. Leak 9 yd run (C. Hetland kick); 1 play, 9 yards, TOP 0:29, AR 0 - UF 10

04:02 UF - P. Harvin 37 yd pass from C. Leak (C. Hetland kick); 8 plays, 74 yards, TOP 3:23, AR 0 - UF 17

01:55 AR - Marcus Monk 48 yd pass from Casey Dick (Jeremy Davis kick); 3 plays, 66 yards, TOP 2:07, AR 7 - UF 17

3rd: 12:06 AR - Felix Jones 2 yd pass from Darren McFadden (Jeremy Davis kick); 7 plays, 32 yards, TOP 2:18, AR 14 - UF 17

08:33 AR - A. Robinson 40 yd interception return (Jeremy Davis kick); AR 21 - UF 17

03:47 UF - W Pierre-Louis 0 yd fumble recovery (C. Hetland kick); AR 21 - UF 24

4th: 14:22 UF - P. Harvin 67 yd run (C. Hetland kick); 1 play, 67 yards, TOP 0:30, AR 21 - UF 31

12:29 AR - Felix Jones 29 yd pass from C. Washington (Jeremy Davis kick); 4 plays, 63 yards, TOP 1:53, AR 28 - UF 31

09:04 UF - T. Casey 5 yd pass from A. Caldwell (C. Hetland kick); 8 plays, 80 yards, TOP 3:25, AR 28 - UF 38

INDIVIDUAL LEADERS

Rushing: ARK - Darren McFadden 21-73; Felix Jones13-57; Mitch Mustain 1-2. FLA - Percey Harvin 6-105-1TD; K. Moore 3-32; Tim Tebow 8-32.

Passing: ARK - Casey Dick 10-22-2, 148 yards, 1 TD; D. McFadden 1-3-0, 2 yards, 1 TD; FLA - Chris Leak 16-30-2, 189 yards, 1 TD; A. Caldwell 1-1-0, 5 yards, 1 TD.

Receiving: ARK - Marcus Monk 3-69-1 TDs; Felix Jones 2-31; Darren McFadden 2-27. FLA - C. Ingram 6-71; P. Harvin 5-62-1TD; A. Caldwell 3-31.

Tackles: ARK - Randy Kelly 9-3=12 (1 TFL -8); John Johnson 5-2=7; Sam Olajubutu 4-2=6. FLA - B. Siler 9-3=12; E. Everett 3-3=6; D. Munroe 3-3=6 (1 TFL -2)

2005 SEC CHAMPIONSHIP GAME
GEORGIA 34, LSU 14

D.J. Shockley threw two touchdown passes to Sean Bailey, and Bryan McClendon set up another score with a blocked punt as Georgia won its second Southeastern Conference championship in four years with a 34-14 victory over LSU.

Georgia took control early, scoring two touchdowns before the game was nine minutes old.

LSU closed the gap to 14-7 early in the second period on JaMarcus Russell's 1-yard dive, but that was the Tigers' last hurrah. McClendon charged through the line to block Chris Jackson's punt, giving Georgia another prime scoring chance at the LSU 15.

On third-and-2, Shockley took off running when the pocket collapsed, breaking an attempted tackle for a 7-yard touchdown.

Shockley rushed for a touchdown and passing for two others.

SCORING SUMMARY

Georgia	14	7	3	10	=	34
LSU	0	7	0	7	=	14

UGA - Sean Bailey 45 pass from D.J. Shockley (Brandon Coutu kick), 1st Q (10:19) (1-45-0:08) [UGA 7-0]

UGA - Sean Bailey 29 pass from D.J. Shockley (Brandon Coutu kick), 1st Q (6:12) (6-51-2:34) [UGA 14-0]

LSU - JaMarcus Russell 1 run (Colt David kick), 2nd Q (13:53) (14-80-7:19) [UGA 14-7]

UGA - D.J. Shockley 7 run (Brandon Coutu kick), 2nd Q (8:23) (3-15-1:21) [UGA 21-7]

UGA - Brandon Coutu 22 FG, 3rd Q (9:52) (10-62-3:50) [UGA 24-7]

UGA - Brandon Coutu 51 FG, 4th Q (14:40) (11-40-5:35) [UGA 27-7]

UGA - Tim Jennings 15 interception return (Brandon Coutu kick), 4th Q (14:18) [UGA 34-7]

LSU - Dwayne Bowe 19 pass from Matt Flynn (Colt David kick), 4th Q (5:38) [UGA 34-14]

INDIVIDUAL LEADERS

Rushing: UGA - Thomas Brown 14-62; Kregg Lumpkin 13-38; Danny Ware 8-28; D.J. Shockley 7-10-1 TD. LSU - Shyrone Carey 10-43; Skyler Green 2-26; Justin Vincent 8-15; Joseph Addai 2-7.

Passing: UGA - D.J. Shockley 12-6-0, 112 yards, 2 TDs. LSU - JaMarcus Russell 19-11-1, 120 yards, 0 TDs; Matt Flynn 11-3-1, 36 yards, 1 TD.

Receiving: UGA - Sean Bailey 2-74-2 TDs; Mohamed Massaquoi 2-15. LSU - Dwayne Bowe 5-74-1 TD; David Jones 2-28; Shyrone Carey 2-18.

Tackles: UGA - Jarvis Jackson 6-2=8 (1 TFL -3); Tony Taylor 5-1=6; Tim Jennings 5-1-6 (2 TFL -14, 1 INT, 1 Sack -12); Greg Blue 4-2=6. LSU - Craig Steltz 6-2=8; Melvin Oliver 5-2-7; LaRon Landry 4-2=6 (1 TFL -3).

2004 SEC CHAMPIONSHIP GAME
AUBURN 38, TENNESSEE 28

Auburn continued its perfect season with a 38-28 win over Tennessee in the 2004 SEC Championship Game.

Auburn won its first-ever SEC Football Championship Game in the process.

Auburn's Jason Campbell completed 27-of-35 passes for 374 yards with 3 TDs and an interception. He also had 57 yards rushing on 13 carries.

The Tigers got off to a quick start, converting touchdowns on a fumble recovery by Cole Bennett in the end zone and a Carnell Williams five-yard run in the first quarter to give Auburn a 14-0 lead. The two teams traded touchdowns the remainder of the first half and the Tigers went into the locker room with a 21-7 lead.

Tennessee got back into the game quickly in the second half. Rick Clausen hit Robert Meachem with a 17-yard TD pass and on the Vols' next drive, Gerald Riggs rushed for an 80-yard TD to tie the score at 21-21.

The Tigers scored on their possession with a 53-yard TD pass to Devin Aromashodu on Auburn's next drive to make the score 28-21.

With Auburn leading 31-28 midway through the fourth quarter, Campbell put the game out of reach for the Tigers with a 43-yard TD pass to Ben Obomanu.

SCORING SUMMARY

Auburn	14	7	7	10	=	38
Tennessee	7	0	14	7	=	28

AU - Cole Bennett 0 yard fumble recovery (John Vaughn kick), 1st Q (13:24)

AU - Carnell Williams 5 run (Vaughn kick), 1st Q (8:35)

UT - Cedric Houston 2 run (James Wilhoit kick), 1st Q (0:00)

AU - Courtney Taylor 4 pass from Jason Campbell (Vaughn kick), 2nd Q (9:15)

UT - Robert Meachem 17 pass from Rick Clausen (Wilhoit kick), 3rd Q (9:39)

UT - Gerald Riggs 80 run (Wilhoit kick), 3rd Q (6:05)

AU - Devin Aromashodu 53 pass from Campbell (Vaughn kick), 3rd Q (3:45)

AU - Vaughn 22 FG, 4th (11:46)

UT - Riggs 9 run (Wilhoit kick), 4th (10:07)

AU - Ben Obomanu 43 pass from Campbell (Vaughn kick), 4th (6:56)

INDIVIDUAL LEADERS

Rushing: AU - Williams 19-100-1 TD; Campbell 13-57; Brown 16-50. UT - Riggs 11-182- 2 TDs; Houston 11-37-1 TD.

Passing: AU - Campbell 35-27-1, 374 yards; 3 TDs. UT - Clausen 20-8-0, 69 yards; 1 TD.

Receiving: AU - Taylor 6-111-1 TD; Obomanu 6-93-1 TD; R. Brown 6-55. UT - T. Brown 3-28; Anderson 2-11.

Tackles: AU - Williams 7-1-8 TT; Graves 2-3-5 TT; Jackson 1-4-5 TT. UT - Gaither 15-3-18 TT; Burnett 10-3-13 TT.

2003 SEC CHAMPIONSHIP GAME
LSU 34, GEORGIA 13

LSU won the SEC championship, defeating Georgia, 34-13, in front of 74,913 fans at the Georgia Dome.

The Tigers' Justin Vincent became the first freshman to be named Most Valuable Player in the SEC Championship Game. Vincent rushed for an SEC Championship Game-record 201 yards on 18 carries and two TDs.

LSU got on the scoreboard first on Vincent's 87-yard TD run with 4:49 left in the first quarter. The jaunt was the longest rush in SEC Championship Game history. On the ensuing Georgia drive, the Tigers tackled Bulldog punter Gordon Ely-Kelso in the endzone to add to the LSU advantage, 8-0.

Early in the second quarter, Matt Mauck and Michael Clayton connected on a 43-yard TD pass and on LSU's next drive, Rayn Gaudet added a 35-yard field goal to put the Tigers ahead, 17-0.

Georgia closed the gap to 11 with two field goals by Billy Bennett. In the third quarter, Bennett's 49-yard field goal pulled the Bulldogs within a 17-6 deficit.

On Georgia's next drive, Tiger LB Lionel Turner intercepted a David Greene pass and returned it 18 yards for a TD to give the Tigers a 24-6 lead in the third quarter.

On Georgia's next drive, Greene made amends by hitting TE Ben Watson on an 18-yard TD pass pulling the Bulldogs to within a 24-13 margin.

Vincent's 3-yard run put the finishing touches on a 9-play, 78-yard drive that gave the Tigers a 31-13 lead. Gaudet added a 22-yard field goal later in the quarter to make the final score, 34-13.

SCORING SUMMARY

Georgia	0	3	10	0	=	13
LSU	8	9	7	10	=	34

LSU - Vincent 87 run (Jackson kick failed), 4:49 (1st)
LSU - Team Safety, 3:11 (1st)
LSU - Clayton 43 pass from Mauck (Jackson kick blocked), 14:51 (2nd)
LSU - Gaudet 35 FG, 9:37 (2nd)
UGA - Bennett 51 FG, 6:38 (2nd)
UGA - Bennett 49 FG, 7:46 (3rd)
LSU - Turner 18 interception return (Gaudet kick), 4:17 (3rd)
UGA - Watson 18 pass from Greene (Bennett kick), 3:40 (3rd)
LSU - Vincent 3 run (Gaudet kick), 14:54 (4th)
LSU - Gaudet 22 FG, 7:12 (4th)

INDIVIDUAL LEADERS

Rushing: UGA - Lumpkin (7-54); Brown (1-35); Cooper (9-14). LSU - Vincent (18-201-2 TD); Addai (8-60); Broussard (11-47).

Passing: UGA - Greene (17-41-3, 199; 1 TD); LSU - Mauck (14-22-1, 151; 1 TD).

Receiving: UGA - Watson (4-86-1 TD); Gibson (3-19). LSU - Clayton (5-81-1 TD); Henderson (4-47); Green (3-11).

Tackles: UGA - Davis (5-6-11); Thurman (4-7-11); Blue (4-5-9); Jones (3-6-9); LSU - Daniels (5-1-6); Alexander (3-3-6); Turner (1-5-6).

2002 SEC CHAMPIONSHIP GAME
GEORGIA 30, ARKANSAS 3

Georgia won its first Southeastern Conference Championship in 20 years, defeating Arkansas 30-3 .

The Bulldogs scored on their first five possessions for a 23-0 halftime lead.

Musa Smith rushed for 106 yards and two touchdowns. David Greene threw for 237 yards. Terrence Edwards had seven catches for 92 yards, becoming the SEC's career leader in receiving yards.

The game belonged to Georgia right from the start. At the end of the game's first offensive drive, Georgia's Decory Bryant blocked Richie Butler's punt. Thomas Davis scooped up the loose ball and ran to the Arkansas 2.

After Bryant's play, Smith powered into the end zone standing up to put Georgia ahead 7-0.

On Georgia's second offensive drive, Greene threw an 18-yard pass to Edwards and a 22-yarder to J.T. Wall, then Smith finished off the drive with a 17-yard touchdown run.

Georgia's next three possessions ended with field goals by Billy Bennett, who connected from 29, 42 and 39 yards to provide a comfortable margin at halftime.

SCORING SUMMARY

Arkansas	0	0	3	0	=	3
Georgia	17	6	0	7	=	30

UGA - Smith 2 run (Bennett kick), 11:58 (1st)
UGA - Smith 17 run (Bennett kick), 8:49 (1st)
UGA - Bennett 29 FG, 3:54 (1st)
UGA - Bennett 42 FG, 12:10 (2nd)
UGA - Bennett 39 FG, 6:24 (2nd)
UA - Carlton 27 FG, 0:52 (3rd)
UGA - Watson 20 pass from Greene (Bennett kick), 12:08 (4th)

INDIVIDUAL LEADERS

Rushing: UA - Talley (17-51); Howard (3-14); UGA - Smith (19-106-2 TDs); Greene (4-17).

Passing: UA - Jones (9-17-0, 60 yards, 0 TD); UGA - Greene (17-29-0, 237 yards, 1 TD).

Receiving: UA - Smith (5-36); Birmingham (2-12); UGA - Edwards (7-92); Gibson (5-93).

Tackles: UA - Hamlin 7 (7-0); Miller 7 (5-2); Osborne 7 (3-4); UGA - Bailey 6 (3-3); Gilbert 5 (5-0); Clemons 5 (2-3).

2001 SEC CHAMPIONSHIP GAME
LSU 31, TENNESSEE 20

LSU, in its first appearance in the SEC Championship Game, won its first conference title since 1986.

Trailing 17-16 entering the fourth quarter, LSU was directed on two touchdown drives by backup QB Matt Mauck, who entered the game for the injured Rohan Davey in the first half. Mauck scored his second rushing touchdown of the game on the second play of the fourth quarter from 13 yards out, and after a successful two-point conversion, put the Tigers ahead to stay, 24-17.

LSU put the game out of reach late in the fourth quarter on a one-yard TD run by Domanick Davis to make the final margin, 31-20.

Mauck directed the Tigers to the game's first touchdown, capping it with a four-yard TD run to put LSU ahead, 7-0.

Tennessee then scored 17 unaswered points in the second quarter, including two passing TDs from quarterback Casey Clausen. The first was a 31-yard pass to Kelley Washington and second was a three-yard pass to Troy Fleming. LSU's John Corbello broke the Vol scoring string with a 45-yard field goal with just 29 seconds left in the first half.

Corbello added two field goals in the third quarter, which closed the Vol lead to 17-16 by quarter's end.

SCORING SUMMARY

Tennessee	0	17	0	3	=	20
LSU	7	3	6	15	=	31

LSU - Mauck 4 run (Corbello kick), 8:14 (1st)
UT - Washington 31 pass from Clausen (Walls kick), 9:04 (2nd)
UT - Fleming 3 paass from Clausen (Walls kick), 6:18 (2nd)
UT - Walls 51 FG, 3:52 (2nd)
LSU - Corbello 45 FG, 0:29 (2nd)
LSU - Corbello 47 FG, 11:51 (3rd)
LSU - Corbello 45 FG, 2:45 (3rd)
LSU - Mauck 13 run (Reed from Mauck), 14:20 (4th)
UT - Walls 21 FG, 9:55 (4th)
LSU - Davis 1 run (Corbello kick), 2:26 (4th)

INDIVIDUAL LEADERS

Rushing: UT - Stephens (14-37). LSU - Davis (16-78-1 TD); Mauck (12-43-2 TDs).

Passing: UT - Clausen (27-43-0; 332 yards; 2 TDs); LSU - Davey (9-20-0, 84 yards; 0 TD; Mauck (5-15-0; 67 yards; 0 TD).

Receiving: UT - Washington (9-140-1 TD); Stallworth (7-96); Witten (3-40); LSU - Reed (4-60); Clayton (4-54).

Tackles: UT - Moore (7-1=8); Whiteside (5-0=5); Stevenson (4-1=5); Battle (5-0=5); LSU - B. James (9-1=10); Gay (5-1=6); D. James (4-0=4); Faulk (3-1=4).

2000 SEC CHAMPIONSHIP GAME
FLORIDA 28, AUBURN 6

Rex Grossman completed 17 of 26 passes for 238 yards for the Gators while UF running back Earnest Graham set an SEC Championship Game record with 169 rushing yards on 19 carries.

The Gators went out to a 14-0 lead in the first quarter. Grossman's 10-yard TD strike to Reche Caldwell with 13:09 left in the first quarter put the Gators ahead to stay, 7-0. Another Grossman to Caldwell strike, for 66 yards, added to the score in the first quarter.

Florida added to its lead midway through the second quarter. Grossman hit freshman Jabar Gaffney on a 27-yard TD strike to make the score 21-0.

Auburn got on the scoreboard late in the second quarter on a 44-yard field goal by Damon Duval with no time left.

The Tigers also got on the scoreboard first in the second half on a 21-yard field goal with 9:43 left in the third quarter, making the score 21-6.

On the game's following drive, the Gators put the game out of reach. Grossman led Florida on an 11-play, 80-yard drive that took 4:26 off the clock. The drive ended on a 12-yard pass from Grossman to Brian Haugabrook putting the Gators ahead, 28-6.

Tiger QB Ben Leard had to leave the game with an injury in the third quarter. Leard completed 17 of 33 passes for 158 yards.

The Gator defense played a big role in the win as it held SEC Player of the Year Rudi Johnson to just 47 yards rushing on 17 carries.

SCORING SUMMARY

Florida	14	7	7	0	=	28
Auburn	0	3	3	0	=	6

UF - Caldwell 10 pass from Grossman (Chandler kick), 13:09 (1st)
UF - Caldwell 66 pass from Grossman (Chandler kick), 2:42 (1st)
UF - Gaffney 27 pass from Grossman (Chandler kick), 8:19 (2nd)
AU - Duval 44 FG, 0:00 (2nd)
AU - Duval 21 FG, 9:43 (2nd)
UF - Haugabrook 12 pass from Grossman (Chandler kick), 5:17 (3rd)

INDIVIDUAL LEADERS

Rushing: UF - Graham (19-169); Gillespie (11-45). AU - Evans (8-69); Johnson (17-47).

Passing: UF -Grossman (17-26-1; 238 yds., 4 TDs); AU - Leard (17-30-1; 158 yds., 0 TD).

Receiving: UF - Gaffney (5-84-1 TD); Caldwell (3-91-2 TD); AU - Evans (4-45); Diamond (4-42).

Tackles: UF - Hardmon 6 (6-0); Brown 5 (5-0). AU - Thomas 11 (9-2).

1999 SEC CHAMPIONSHIP GAME
ALABAMA 34, FLORIDA 7

Alabama broke open a close game in the fourth quarter, outscoring Florida 19-0 in the final stanza.

Two big plays in the fourth quarter led directly to 13 Crimson Tide points. With 11:54 left in the contest, Freddie Milons scored on a 77-yard run and 18 seconds later, Alabama's Reggie Grimes scored from 38-yards on an interception return. The score went from 15-7 at the beginning of the fourth quarter to 28-7 with 11:36 left in the contest.

Florida got on the scoreboard first, on a 3-yard pass from Earnest Graham to Erron Kinney, in the game's first possession. The Alabama defense would allow Florida just 59 total offensive yards the rest of the way.

The Alabama defense intercepted four passes and kept the Florida offense from converting a third down in the contest. The Tide held the Gators to their lowest total offense, passing yards, pass completions and first down totals ever under head coach Steve Spurrier.

After the Gators got out to a 7-0 lead, Alabama used two Ryan Pflugner field goals of 29 and 48 yards to cut the margin to 7-6 with just 2:03 left in the first half.

Following an interception by Alabama's Marcus Spencer, the Crimson Tide took the lead five plays later on a 27-yard TD pass from Andrew Zow to Jason McAddley. Alabama went into the locker room ahead, 12-7.

SCORING SUMMARY

Florida	7	0	0	0	=	7
Alabama	0	12	3	19	=	34

UF - Kinney 3 pass from Graham (Chandler kick), 13:20 (1st)
UA - Pflugner 29 FG, 11:03 (2nd)
UA - Pflugner 48 FG, 2:03 (2nd)
UA - McAddley 27 pass from Zow (pass failed), 00:30 (2nd)
UA - Pflugner 49 FG, 3:12 (3rd)
UA - Milons 77 run (Pflugner kick), 11:54 (4th)
UA - Grimes 38 interception return (kick failed), 11:36 (4th)
UA - Alexander 7 run (rush failed), 3:58 (4th)

INDIVIDUAL LEADERS

Rushing: UF - Graham (9-27); UA - Milons (6-116-1), Alexander (30-97-1).

Passing: UF - Palmer (7-20-3-80 yards); UA - Zow (10-17-0-134 yards-1 TD).

Receiving: UF - Jackson (3-49); UA - Carter (5-71); McAddley (4-46-1 TD).

Tackles: UF - Manuel (7-4=11); Dixon (6-4=10); UA - Merritt (4-0=4).

1998 SEC CHAMPIONSHIP GAME
TENNESSEE 24, MISSISSIPPI STATE 14

Behind 14-10 midway through the fourth quarter, Tennessee scored two late touchdowns to hold off Mississippi State, 24-14.

The win by Tennessee enabled the Vols to stay undefeated for the season and participate in the National Championship Game at the Tostitos Fiesta Bowl.

Midway through the final quarter, MSU's Kevin Prentiss returned a punt 83 yards for a touchdown to put the Bulldogs ahead, 14-10.

On UT's following drive, QB Tee Martin drove the Vols down the field and hit WR Peerless Price with a 41-yard TD pass with 6:15 left to give Tennessee a 17-14 lead.

Mississippi State fumbled on the first play of the next drive, giving the ball back to Tennessee at the MSU 26-yard line. On the next play Martin found Cedric Wilson for a 26-yard TD pass to give the Vols the final 24-14 margin.

SCORING SUMMARY

Mississippi State	7	0	0	7	=	14
Tennessee	0	10	0	14	=	24

MS - Bean 70 interception return (Hazelwood kick), :05 (1st)
UT - Stephens 2 run (Hall kick), 9:32 (2nd)
UT - Hall 31 FG, 5:09 (2nd)
MS - Prentiss 83 punt return (Hazelwood kick), 8:43 (4th)
UT - Price 41 pass from Martin (Hall kick), 6:15 (4th)
UT - Wilson 26 pass from Martin (Hall kick), 5:47 (4th)

INDIVIDUAL LEADERS

Rushing: MS - Johnson (14-38); UT - Henry (26-120)

Passing: MS - Madkin (10-22-2, 84 yards); UT - Martin (15-32-1, 208 yards, 2 TDs)

Receiving: MS - Cooper (5-44); UT - Price (6-97), Copeland (5-76)

Tackles: MS - Campbell (10-2=12); UT - Walker (4-1=5)

1997 SEC CHAMPIONSHIP GAME
TENNESSEE 30, AUBURN 29

Tennessee defeated Auburn, 30-29, in a game that went down to the line.

Before a Georgia Dome Sporting Event record crowd of 74,896, the Vols came from a 20-7 second quarter deficit to defeat the Tigers on Peyton Manning's 73-yard TD pass to Marcus Nash early in the fourth quarter.

A defensive struggle ensued and the Vols were off to the FedEx Orange Bowl to play for the Bowl Alliance.

The Vols got on the scoreboard first on a 40-yard TD pass from Manning to Peerless Price. However, that was all the scoring Tennessee could muster until a Jeff Hall 27-yard field goal midway through the second quarter.

In the meantime, Auburn accounted for 20 unanswered points, led by a 24-yard fumble return by Brad Ware and a 51-yard TD pass from Dameyune Craig to Tyrone Goodson. AU's Jaret Holmes also hit two field goals.

The two teams traded touchdowns midway through the third quarter. Behind 27-17, UT scored on a 46-yard pass from Manning to Price. On the PAT attempt, Auburn's Quinton Reese returned the blocked kick for a two-point conversion to score.

That set up the heroics on Nash's 73-yard TD reception from Manning and Hall's PAT that won the game for Tennessee.

SCORING SUMMARY

Tennessee	7	3	13	7	=	30
Auburn	13	7	9	0	=	29

UT - Price 40 pass from Manning (Hall kick); 12:41 (1st)
AU - Holmes 30 FG; 10:25 (1st)
AU - Ware 24 fumble return (Holmes kick); 5:36 (1st)
AU - Holmes 48 FG; 1:27 (1st)
AU - Goodson 51 pass from Craig (Holmes kick); 14:12 (2nd)
UT - Hall 27 FG; 7:46 (2nd)
UT - Copeland 5 pass from Manning (Hall kick); 11:56 (3rd)
AU - Beasley 24 pass from Craig (Holmes kick); 6:14 (3rd)
UT - Price 46 pass from Manning (kick blocked); 1:06 (3rd)
AU - Reese PAT return; 1:06 (3rd)
UT - Nash 73 pass from Manning (Hall kick); 11:14 (4th)

INDIVIDUAL LEADERS

Rushing: UT - Lewis (31-127); AU - Williams (6-8).

Passing: UT - Manning (25-43-2, 373 yards); AU - Craig (14-34-0, 262 yards)

Receiving: UT - Nash (9-126), Price (8-161); AU - Poor (3-98), Beasley (3-56)

Tackles: UT - Gaines (4-0=4); AU - Spikes (10-5=15)

1996 SEC CHAMPIONSHIP GAME
FLORIDA 45, ALABAMA 30

Eastern Division champion Florida downed Western Division champion Alabama, 45-30.

The Gators went on to the Nokia Sugar Bowl and claimed their first national championship.

Quarterback Danny Wuerffel threw for an SEC Championship Game record 401 yards and six touchdowns against a Crimson Tide defense that was ranked sixth in the nation in total defense coming into the contest.

Wuerffel's favorite target was wide receiver Reidel Anthony, who caught 11 aerials for 171 yards and three touchdowns - all three numbers were game records.

Alabama got on the scoreboard first on a 36-yard touchdown pass from Freddie Kitchens to Dennis Riddle. The Gators went on to score 24 straight points in building up a 24-14 halftime lead.

In the third quarter, the two teams traded touchdowns, including two long scoring plays. In the third quarter, Kitchens hit receiver Michael Vaughn with a 94-yard strike, the longest play from scrimmage in SEC Championship Game history. Within a minute, Wuerffel retaliated for the Gators, hitting Jacquez Green with a 85-yard touchdown pass.

SCORING SUMMARY

Alabama	7	7	14	2	=	30
Florida	6	18	14	7	=	45

UA - Riddle 36 pass from Kitchens (Brock kick); 8:52 (1st)
UF - Hilliard 46 pass from Wuerffel (kick blocked); 3:11 (1st)
UF - Anthony 21 pass from Wuerffel (Anthony pass from Wuerffel); 14:37 (2nd)
UF - Williams 45 pass from Wuerffel (Cooper kick); 11:35 (2nd)
UF - Cooper 35 FG; 7:39 (2nd)
UA - Vaughn 8 pass from Kitchens (Brock kick); 0:29 (2nd)
UA - Riddle 5 run (Brock kick); 9:12 (3rd)
UF - Anthony 13 pass from Wuerffel (Cooper kick); 5:14 (3rd)
UA - Vaughn 94 pass from Kitchens (Brock kick); 4:06 (3rd)
UF - Green 85 pass from Wuerffel (Cooper kick); 3:09 (3rd)
UF - Anthony 21 pass from Wuerffel (Cooper kick); 14:54 (4th)
UA - Team Safety; 4:32 (4th)

INDIVIDUAL LEADERS

Rushing: UA - Riddle (17-42); UF - Taylor (13-83)

Passing: UA - Kitchens (19-45-1, 264 yards); UF - Wuerffel (20-35-2, 401 yards)

Receiving: UA - Riddle (6-82); UF - Anthony (11-171)

Tackles: UA - Sigler (4-3=7); UF - Bates (7-3=10)

1995 SEC CHAMPIONSHIP GAME
FLORIDA 34, ARKANSAS 3

Florida defeated Western Division Champion Arkansas, 34-3.

The Gators, who went through the regular season undefeated, continued their dominance on this night. Florida outgained the Razorbacks, 396-299, and committed no turnovers, while forcing Arkansas into four giveaways.

Arkansas got on the scoreboard first when Todd Latourette kicked a 36-yard field goal with 7:26 left in the first quarter. The Razorbacks were dealt some bad news on that drive, however. Sophomore running back Madre Hill, who finished third in the conference in rushing, was lost for the game with a knee injury.

The Gators took the ensuing kickoff and went 80 yards in seven plays, capped off when game MVP Danny Wuerffel connected with Chris Doering on a 22-yard touchdown pass. Florida would never look back.

The SEC's fourth title game attracted a television audience of over 25 million viewers. ABC's broadcast earned a 7.2 rating.

SCORING SUMMARY

Florida	14	3	14	3	=	34
Arkansas	3	0	0	0	=	3

AR - Latourette 36 FG; 7:26 (1st)
UF - Doering 22 from Wuerffel (Edmiston kick); 4:30 (1st)
UF - Wuerffel 1 run (Edmiston kick); 1:25 (1st)
UF - Edmiston 31 FG; 5:03 (2nd)
UF - Hilliard 29 pass from Wuerffel (Edmiston kick); 8:26 (3rd)
UF - Hanks 95 fumble return (Edmiston kick); 4:25 (3rd)
UF - Edmiston 20 FG; 12:48 (4th)

INDIVIDUAL LEADERS

Rushing: UF - T. Jackson (11-62); AR - Johnson (20-71)

Passing: UF - Wuerffel (20-28-0, 276 yards); AR - Lunney (17-27-2; 170 yards)

Receiving: UF - Hilliard (7-125); AR - Meadors (7-74)

Tackles: UF - Hanks (6-3=9), Barnard (5-4=9), Wright (8-1=9); AR - Delco (6-4=10)

1994 SEC CHAMPIONSHIP GAME
FLORIDA 24, ALABAMA 23

Atlanta was the site of the 1994 SEC Football Championship, as a Georgia Dome record 74,751 watched Eastern Division Champion Florida capture its second straight conference crown with a 24-23 victory over Western Division Champion Alabama.

The Gators effectively moved the ball through the air, as Danny Wuerffel connected on 23 of 41 passes for 227 yards and a pair of touchdowns. But at the conclusion of the hard-fought contest, it was Florida defensive standout Ellis Johnson who distinguished himself as the game's most valuable player. The rugged senior recorded five tackles, one pass breakup and an SEC Championship record three tackles behind the line of scrimmage, including two quarterback sacks.

Trailing 17-10 at the half, Alabama regained the lead, 23-17, with two third-quarter field goals and an interception return for a touchdown with less than nine minutes to play. Florida responded with an 80-yard, 10-play drive which ended with a two-yard touchdown pass from Wuerffel to Chris Doering with just 5:29 remaining in the fourth quarter. The extra point by Judd Davis secured the winning margin, as the Gator defense forced an interception on the final Alabama drive.

The SEC's third title game attracted a television audience of more than 30 million viewers. ABC's broadcast earned a 10.5 rating, marking the network's most-watched college football game since the 1991 season.

SCORING SUMMARY

Alabama	7	3	6	7	=	23
Florida	7	10	0	7	=	24

UA - Brown 70 pass from Barker (Proctor kick); 11:05 (1st)
UF - Anthony 26 pass from Wuerffel (Davis kick); 4:07 (1st)
UA - Proctor 22 FG; 14:45 (2nd)
UF - Davis 42 FG; 10:31 (2nd)
UF - Wuerffel 1 run (Davis kick); 1:15 (2nd)
UA - Proctor 47 FG; 7:35 (3rd)
UA - Proctor 48 FG; 2:14 (3rd)
UA - Rudd 23 interception return (Proctor kick); 8:56 (4th)
UF - Doering 2 pass from Wuerffel (Davis kick); 5:29 (4th)

INDIVIDUAL LEADERS

Rushing: UA - Williams (29-99); UF - Taylor (14-40)

Passing: UA - Barker (10-19-2, 181 yards); UF - Wuerffel (23-41-2, 227 yards)

Receiving: UA - Brown (3-119), Lynch (3-28); UF - Anthony (8-105), Taylor (7-62)

Tackles: UA - Townsend (6-1=7); UF - Freeman (5-3=8), Carter (7-1=8), Showers (3-5=8)

1993 SEC CHAMPIONSHIP GAME
FLORIDA 28, ALABAMA 13

The SEC staged its second annual Championship Football Game on Dec. 4, 1993, with Eastern Division Champion Florida defeating Western Division winner Alabama, 28-13, in front of a crowd of 76,345 at Birmingham's Legion Field.

The Gators were led by quarterback Terry Dean, who passed for 256 yards and two touchdowns en route to Championship Game Most Valuable Player honors. After virtually three quarters of neck-and-neck football, and the Gators leading by one, 14-13, Florida was faced with a fourth-and-eight situation. Punter Shayne Edge kept the drive alive with a 20-yard spring, and on the next play, Dean hit wideout Jack Jackson with a 43-yard strike to give Florida an eight- point cushion. From there, the Florida defense held its ground and the Gators secured the victory.

The victory secured Florida as the host of the USF&G Sugar Bowl. On Jan. 1, 1994, the eight-ranked Gators defeated West Virginia, 41-7, in New Orleans to win their first Sugar Bowl title.

SCORING SUMMARY

Florida	7	7	7	7	=	28
Alabama	7	3	3	0	=	13

UA - Lynch 1 run (Proctor kick); 10:13 (1st)
UF - Houston 13 pass from Dean (Davis kick); 1:02 (1st)
UA - Proctor 45 FG; 12:02 (2nd)
UF - Dean 2 run (Davis kick); 1:10 (2nd)
UA - Proctor 25 FG; 2:14 (3rd)
UF - J. Jackson 43 pass from Dean (Davis kick); 0:28 (3rd)
UF - Rhett 3 run (Davis kick); 11:59 (4th)

INDIVIDUAL LEADERS

Rushing: UF - Rhett (22-88); UA - Palmer (16-93)

Passing: UF - Dean (20-37-2, 256 yards); UA - Palmer (8-16-1, 90 yards), Burgdorf (9-12-0, 71 yards)

Receiving: UF - W. Jackson (9-114); UA - Palmer (3-22), Anderson (3-18), Malone (3-37)

Tackles: UF - Kennedy (10-1=11); UA - Gaston (10-1=11)

1992 SEC CHAMPIONSHIP GAME
ALABAMA 28, FLORIDA 21

The Southeastern Conference etched its mark in the college football history books on Dec. 5, 1992. The league became the first in Division I-A to stage a championship game between its two division winners.

Western Division Champion Alabama and Eastern Division co-Champion Florida provided plenty of fireworks as the Crimson Tide posted a 28-21 victory before a capacity crowd of 83,091 at Legion Field in Birmingham.

The game, which was televised nationally by ABC Sports and earned a 9.8 rating, was not decided until the final minutes. With the Gators facing first-and-10 at their own 21, Alabama cornerback Antonio Langham returned an interception 27 yards for the game-winning score. The play, which came with just 3:16 remaining, earned Langham Most Valuable Player honors and thwarted the debut of a tie-breaking system in Division I-A football.

The victory secured Alabama the role of host at the USF&G Sugar Bowl. On Jan. 1, 1993, the second-ranked Crimson Tide handed No. 1 Miami a 34-13 defeat to capture the SEC's 12th national crown.

SCORING SUMMARY

Alabama	7	7	7	7	=	28
Florida	7	0	7	7	=	21

UF - Rhett 5 pass from Matthews (Davis kick); 10:03 (1st)
UA - Lassic 3 run (Proctor kick); 5:07 (1st)
UA - Brown 30 pass from Barker (Proctor kick); 4:49 (2nd)
UA - Lassic 15 run (Proctor kick); 5:14 (3rd)
UF - W. Jackson 4 pass from Matthews (Davis kick); 1:21 (3rd)
UF - Rhett 1 run (Davis kick); 8:09 (4th)
UA - Langham 27 interception return (Proctor kick); 3:16 (4th)

INDIVIDUAL LEADERS

Rushing: UF - Rhett (22-59); UA - Lassic (21-117)

Passing: UF - Matthews (30-49-2, 287 yards); UA - Barker (10-18-0, 154 yards)

Receiving: UF - Rhett (10-82), Jackson (9-100); UA - Palmer (5-101), Williams (2-16)

Tackles: UF - White (7-3=10), Kennedy (6-4=10); UA - Brown (7-1=8), Langham (6-2=8), Oden (5-3=8)

SEC FOOTBALL CHAMPIONSHIP GAME
INDIVIDUAL SUPERLATIVES

TOTAL OFFENSE

PLAYS

54–Shane Matthews, Florida (49 pass, 5 rush) 1992
53–Freddie Kitchens, Alabama (45 pass, 8 rush) 1996
49–Danny Wuerffel, Florida (35 pass, 14 rush) 1996

YARDS GAINED

431–Jason Campbell, Auburn (374 pass, 57 rush) 2004
408–Cam Newton, Auburn (335 pass, 73 rush) 2010
390–Danny Wuerffel, Florida (401 pass, -11 rush) 1996
375–Peyton Manning, Tennessee (373 pass, 2 rush) 1997

YARDS PER PLAY (Min. 25 plays)

9.70–Cam Newton, Auburn (42 for 408) 2010
8.98–Jason Campbell, Auburn (48 for 431) 2004
7.97–Peyton Manning, Tennessee (47 for 375) 1997
7.96–Danny Wuerffel, Florida (49 for 390) 1996

TOUCHDOWN RESPONSIBILITY

6–Danny Wuerffel, Florida (all passing) 1996
6–Cam Newton, Auburn (4 pass, 2 rush) 2010
4–Peyton Manning, Tennessee (all passing) 1997
4–Rex Grossman, Florida (all passing) 2000
4–Tre Mason, Auburn (all rushing) 2013
4–James Franklin, Missouri (3 pass, 1 rush) 2013

RUSHING

MOST RUSHES

46–Tre Mason, Auburn (304 yards) 2013
31–Jamal Lewis, Tennessee (127 yards) 1997
30–Shaun Alexander, Alabama (97 yards) 1999

YARDS GAINED

304–Tre Mason, Auburn (46 rushes) 2013
201–Justin Vincent, LSU (18 rushes) 2003
182–Gerald Riggs, Tennessee (11 rushes) 2004
181–Eddie Lacy, Alabama (20 rushes) 2012

YARDS PER RUSH (Min. 10 rushes)

16.54–Gerald Riggs, Tennessee (11 for 182) 2004
11.17–Justin Vincent, LSU (18 for 201) 2003
9.1–Eddie Lacy, Alabama (20 for 181) 2012

LONGEST RUSH

87–Justin Vincent, LSU 2003
80–Gerald Riggs, Tennessee 2004
77–Freddie Milons, Alabama 1999

ALL-PURPOSE YARDS

312–Tre Mason, Auburn (304 rush, 8 rec.) 2013
227–Darvin Adams, Auburn (217 rec, 10 PR) 2010
222–Kevin Prentiss, Mississippi State (27 rec., 152 PR, 54 KOR) 1998
205–Gerald Riggs, Tennessee (182 rush, 23 KOR) 2004
201–Justin Vincent, LSU (201 rush) 2003

PASSING

ATTEMPTS

49–Shane Matthews, Florida (30 comp., 287 yards) 1992
45–Freddie Kitchens, Alabama (19 comp., 264 yards) 1996
43–Peyton Manning, Tennessee (25 comp., 373 yards) 1997
43–Casey Clausen, Tennessee (27 comp., 332 yards) 2001

COMPLETIONS

30–Shane Matthews, Florida (49 atts., 287 yards) 1992
27–Casey Clausen, Tennessee (43 atts., 332 yards) 2001
27–Jason Campbell, Auburn (35 atts., 374 yards) 2004

CONSECUTIVE COMPLETIONS

9–Shane Matthews, Florida (1st quarter) 1992
9–Danny Wuerffel, Florida (1st quarter) 1995
7–Jason Campbell, Auburn (1st quarter) 2004
7–Danny Wuerffel, Florida (1st-2nd quarters) 1994
7–Shane Matthews, Florida (3rd quarter) 1992

COMPLETION PERCENTAGE (Min. 10 comp.)

77.1–Jason Campbell, Auburn (27 of 35) 2004
71.4–Danny Wuerffel, Florida (20 of 28) 1995
66.7–Ryan Perrilloux, LSU (20 of 30) 2007
66.7–Greg McElroy, Alabama (12 of 18) 2009

YARDS GAINED

401–Danny Wuerffel, Florida (20 of 35) 1996
374–Jason Campbell, Auburn (27 of 35) 2004
373–Peyton Manning, Tennessee (25 of 43) 1997

TOUCHDOWN PASSES

6–Danny Wuerffel, Florida 1996
4–Peyton Manning, Tennessee 1997
4–Rex Grossman, Florida 2000
4–Cam Newton, Auburn 2010

INTERCEPTIONS

3–Jesse Palmer, Florida 1999
3–David Greene, Georgia 2003
2–by ten individuals 11 times

LONGEST PASS FROM SCRIMMAGE

94–Freddie Kitchens to Michael Vaughn, Alabama 1996
85–Danny Wuerffel to Jacquez Green, Florida 1996
73–Peyton Manning to Marcus Nash, Tennessee 1997

RECEIVING

CATCHES

12–Amari Cooper, Alabama (83 yards) 2014
11–Reidel Anthony, Florida (171 yards) 1996
10–Errict Rhett, Florida (82 yards) 1992
9–Kelley Washington, Tennessee (140 yards) 2001
9–Marcus Nash, Tennessee (126 yards) 1997
9–Willie Jackson, Florida (114 yards) 1993
9–Jack Jackson, Florida (100 yards) 1992

YARDS GAINED

217–Darvin Adams, Auburn (7 catches) 2010
171–Reidel Anthony, Florida (11 catches) 1996
169–Jimmie Hunt, Missouri (6 catches) 2014
161–Peerless Price, Tennessee (8 catches) 1997

YARDS PER CATCH (Min. 3)

39.7–Curtis Brown, Alabama (3 catches, 119 yards) 1994
35.3–Jacquez Green, Florida (3 catches, 106 yards) 1996
32.6–Hicks Poor, Auburn (3 catches, 98 yards) 1997

TOUCHDOWN CATCHES

3–Reidel Anthony, Florida 1996
2–by seven individuals seven times (Latest: Dorial Green-Beckham, Missouri vs. Auburn) 2013

SCORING

MOST POINTS

24–Tre Mason (4 TDs) 2013
18–Reidel Anthony, Florida (3 TDs) 1996
18–Mark Ingram, Alabama (3 TDs) 2009
18–Kenny Hilliard, LSU (3 TDs) 2011
12–by 17 individuals 17 times (2 TDs)

MOST TOUCHDOWNS

4–Tre Mason, Auburn 2013
3–Reidel Anthony, Florida 1996
3–Mark Ingram, Alabama 2009
3–Kenny Hilliard, LSU 2011
2–by 17 individuals 17 times

FIELD GOAL ATTEMPTS
5–Ryan Pflugner, Alabama (3 made) 1999
4–John Corbello, LSU (3 made) 2001
3–3 by five individuals six times (Latest: Colt David, LSU vs. Tennessee, 2007)

FIELD GOALS MADE
3–Ryan Pflugner, Alabama (5 atts.) 1999
3–Michael Proctor, Alabama (3 atts.) 1994
3–John Corbello, LSU (4 atts.) 2001
3–Billy Bennett, Georgia (3 atts.) 2002

LONG FIELD GOALS
52–Cody Parkey, Auburn 2013
51–Alex Walls, Tennessee 2001
51–Billy Bennett, Georgia 2003
51–Brandou Coutu, Georgia 2005

PAT KICKS ATTEMPTED
8–Cody Parkey, Auburn (8 made) 2013
8–Wes Byrum, Auburn (8 made) 2010
5–Collins Cooper, Florida (4 made) 1996
5–John Vaughn, Auburn (5 made) 2004
5–C. Hetland, Florida (5 made) 2006

PAT KICKS MADE
8–Cody Parkey, Auburn (8 attempts) 2013
8–Wes Byrum, Auburn (8 attempts) 2010
5–John Vaughn, Auburn (5 attempts) 2004
5–Chris Hetland, Florida (5 attempts) 2006

TOTAL POINTS SCORED BY KICKING
12–Billy Bennett, Georgia (3 FGs, 3 PATs) 2002
11–Michael Proctor, Alabama (3 FGs, 2 PATs) 1994
11–John Corbello, LSU (3 FGs, 2 PATs) 2001

PUNTING

MOST PUNTS
10–Jaret Holmes, Auburn (438 yards) 1997
10–Bryne Diehl, Alabama (326 yards) 1992
9–David Leaverton, Tennessee (323 yards) 1998

YARDS PUNTED
438–Jaret Holmes, Auburn (10 punts) 1997
413–Drew Butler, Georgia (8 punts) 2011
403–Brad Wing, LSU (8 punts)

PUNTING AVERAGE (Min. 3 punts)
51.6–Drew Butler, Georgia (8 punts, 413 yards) 2011
50.4–Brad Wing, LSU (8 punts, 403 yards) 2011
50.0–Spencer Lanning, South Carolina (3 punts) 2010
48.8–Chas Henry, Florida (4 punts, 195 yards) 2009
47.7–Chas Henry, Florida (3 punts) 2008

LONGEST PUNT
67–Brad Wing, LSU 2011
65–Alan Rhine, Florida 2000
62–Drew Butler, Georgia 2011

PUNT RETURNS

MOST RETURNS
7–Terry Fair, Tennessee (157 yards) 1997
6–Kevin Prentiss, Mississippi State (152 yards) 1998
5–Sarola Palmer, Florida (95 yards) 1993
5–Damien Gary, Georgia (19 yards) 2002

YARDS RETURNED
157–Terry Fair, Tennessee (7 returns) 1997
152–Kevin Prentiss, Mississippi State (6 returns) 1998
119–Tyrann Mathieu, LSU (4 returns) 2011

GAIN PER RETURN
29.8–Tyrann Mathieu, LSU (4 ret., 119 yards) 2011
25.3–Kevin Prentiss, Mississippi State (6 ret., 152 yards) 1998
22.4–Terry Fair, Tennessee (7 ret., 157 yards) 1997

LONG PUNT RETURNS
83–Kevin Prentiss, Mississippi State 1998
62–Tyrann Mathieu, LSU 2011
45–Terry Fair, Tennessee 1997
44–Terry Fair,Tennessee 1997

KICKOFF RETURNS

MOST RETURNS
5–Bryce Sherman, South Carolina (95 yards) 2010
5–Brandon James, Florida (121 yards) 2008
5–Bo Carroll, Florida (108 yards) 1999
5–Harrison Houston, Florida (71 yards) 1992
4–6 times: Latest (Cyrus Jones, Alabama, 89 yards) 2012

YARDS RETURNED
121–Brandon James, Florida (5 returns) 2008
108–Bo Carroll, Florida (5 returns) 1999
99–Lennon Creer, Tennessee (4 returns) 2007
95–Bryce Sherman, South Carolina (5 returns) 2010
89–Cyrus Jones, Alabama (4 returns) 2012
89–Markeith Cooper, Auburn (4 returns) 1997

GAIN PER RETURN (Min. 2)
27.5–Peerless Price, Tennessee (2 ret., 55 yards) 1998
27.0–Kevin Prentiss, Mississippi State (2 ret., 54 yards) 1998
26.3–Javier Arenas, Alabama (3 ret., 79 yards) 2009
26.0–Brandon James, Florida (3 ret., 78 yards) 2009
25.0–David Palmer, Alabama (2 ret., 50 yards) 1993

LONG KICKOFF RETURNS
50–Lennon Creer, Tennessee 2007
46–Markeith Cooper, Auburn 1997
41–Javier Arenas, Alabama 2008
38–Brandon James, Florida 2008
37–Bo Carroll, Florida 1999

INTERCEPTIONS

MOST INTERCEPTIONS
2–Marcus Spencer, Alabama (53 yards) 1999
2–Tommy Johnson, Alabama (18 yards) 1993
2–Michael Gilmore, Florida (0 yards) 1993
2–Lito Sheppard, Florida (31 yards) 2000

YARDS RETURNED
77–Jayson Bray, Auburn (1 ret.) 1997
70–Robert Bean, Mississippi State (1 ret.) 1998
53–Marcus Spencer, Alabama (2 ret.) 1999

INTERCEPTION TOUCHDOWNS
1–T'Sharvan Bell, Auburn (10 yards) 2010
1–Jonathan Zenon, LSU (18 yards) 2007
1–A. Robinson, Arkansas (40 yards) 2006
1–Robert Bean, Mississippi State (70 yards) 1998
1–Reggie Grimes, Alabama (38 yards) 1999
1–Antonio Langham, Alabama (27 yards) 1992
1–Dwayne Rudd, Alabama (23 yards) 1994

LONGEST INTERCEPTION RETURNS
77–Jayson Bray, Auburn 1997
70–Robert Bean, Mississippi State (TD) 1998
42–Deshea Townsend, Alabama 1994

LONGEST FUMBLE RECOVERY RETURN
95–Ben Hanks, Florida (TD) 1995
24–Brad Ware, Auburn (TD) 1997

TACKLES

MOST TACKLES
18–Omar Gaither, Tennessee 2004
15–Jerod Mayo, Tennessee 2007
15–Takeo Spikes, Auburn 1997

SEC FOOTBALL CHAMPIONSHIP GAME
TEAM RECORDS

MOST RUSHES
74–Auburn vs. Missouri (545 yards) 2013
53–Alabama vs. Florida (251 yards) 2009
51–Alabama vs. Georgia (350 yards) 2012
49–Alabama vs. Florida (300 yards) 1999
49–Auburn vs. Tennessee (185 yards) 2004
49–Alabama vs. Missouri (242 yards) 2014

YARDS GAINED
545–Auburn vs. Missouri (74 rushes) 2013
350–Alabama vs. Georgia (51 atts.) 2012
300–Alabama vs. Florida (49 atts.) 1999
293–LSU vs. Georgia (46 atts.) 2003
251–Alabama vs. Florida (53 atts.) 2009

RUSHING TOUCHDOWNS
7–Auburn vs. Missouri 2013
4–Alabama vs. Missouri 2014
3–Alabama vs. Georgia 2012
3–Auburn vs. South Carolina 2010
3–LSU vs. Tennessee 2001
3–Tennessee vs. Auburn 2004
3–Alabama vs. Florida 2009
3–LSU vs. Georgia 2011

PASSING ATTEMPTS
51–Georgia vs. LSU (20 comp., 218 yards) 2011
49–Florida vs. Alabama (30 comp., 287 yards) 1992
46–Alabama vs. Florida (20 comp., 269 yards) 1996
43–Florida vs. Alabama (25 comp., 272 yards) 1994
43–Tennessee vs. Auburn (25 comp., 373 yards) 1997
43–Auburn vs. Florida (23 comp., 208 yards) 2000
43–Tennessee vs. LSU (27 comp., 332 yards) 2001

COMPLETIONS
30–Florida vs. Alabama (49 atts., 287 yards) 1992
27–Tennessee vs. LSU (43 atts., 332 yards) 2001
27–Auburn vs. Tennessee (36 atts., 374 yards) 2004
25–Florida vs. Alabama (43 atts., 272 yards) 1994
25–Tennessee vs. Auburn (43 atts., 373 yards) 1996

COMPLETION PERCENTAGE
85.2–Alabama vs. Missouri (23 of 27) 2014
81.8–Auburn vs. Missouri (9 of 11) 2013
75.0–Auburn vs. Tennessee (27 of 36) 2004
72.4–Florida vs. Arkansas (21 of 29) 1995
66.7–Alabama vs. Florida (12 of 18) 2009

PASSING YARDS
401–Florida vs. Alabama (20 of 35) 1996
374–Auburn vs. Tennessee (27 of 36) 2004
373–Tennessee vs. Auburn (25 of 43) 1997
351–Auburn vs. South Carolina (18 of 29) 2010
332–Tennessee vs. LSU (27 of 43) 2001

PASSING TOUCHDOWNS
6–Florida vs. Alabama 1996
4–Tennessee vs. Auburn 1997
4–Florida vs. Auburn 2000
4–Auburn vs. South Carolina 2010
3–Florida vs. Alabama 2008
3–Alabama vs. Florida 1996
3–Auburn vs. Tennessee 2004
3–Missouri vs. Auburn 2013

TOTAL OFFENSIVE PLAYS
85–Auburn vs. Missouri (677 yards) 2013
85–Auburn vs. Tennessee (559 yards) 2004
85–Georgia vs. LSU (296 yards) 2011
81–Tennessee vs. Mississippi State (359 yards) 1998
80–LSU vs. Tennessee (464 yards) 2007
79–Florida vs. Alabama (317 yards) 1992
79–Tennessee vs. Auburn (502 yards) 1996

TOTAL OFFENSIVE YARDS
677–Auburn vs. Missouri (85 atts.) 2013
589–Auburn vs. South Carolina (71 atts.) 2010
559–Auburn vs. Tennessee (85 atts.) 2004
534–Missouri vs. Auburn (71 atts.) 2013
512–Alabama vs. Georgia (72 atts.) 2012

TOTAL YARDS PER PLAY
8.30–Auburn vs. South Carolina (71 for 589) 2010
7.96–Auburn vs. Missouri (85 for 677) 2013
7.52–Missouri vs. Auburn (71 for 534) 2013
7.11–Alabama vs. Georgia (72 for 512) 2012
7.03–Florida vs. Auburn (61 for 429) 2000

TOTAL FIRST DOWNS
31–Auburn vs. Tennessee 2004
30–Auburn vs. Missouri 2013
28–Auburn vs. South Carolina 2010
28–Alabama vs. Missouri 2014
26–Alabama vs. Georgia 2012
26–Alabama vs. Florida 2009

FIRST DOWNS RUSHING
26–Auburn vs. Missouri 2013
18–Alabama vs. Georgia 2012
15–Alabama vs. Florida 1999
14–Alabama vs. Florida 2009
14–Auburn vs. South Carolina 2010
14–Alabama vs. Missouri 2014

FIRST DOWNS PASSING
16–Florida vs. Alabama 1992
14–Tennessee vs. Auburn 1997
14–Florida vs. Alabama 1993
14–Florida vs. Alabama 1996
14–Auburn vs. Tennessee 2004

MOST PUNTS
10–Mississippi State vs. Tennessee (397 yards) 1998
10–Alabama vs. Florida (322 yards) 1992
10–Auburn vs. Tennessee (438 yards) 1997
9–Tennessee vs. Mississippi State (323 yards) 1998

YARDS PUNTING
438–Auburn vs. Tennessee (10 punts) 1997
413–Georgia vs. LSU (8 punts) 2011
403–LSU vs. Georgia (8 punts) 2011
397–Mississippi State vs. Tennessee (10 punts) 1998

PUNTING AVERAGE
51.6–Georgia vs. LSU (8 for 413) 2011
50.4–LSU vs. Georgia (8 for 403) 2011
50.0–South Carolina vs. Auburn (3 for 150) 2010
48.8–Florida vs. Alabama (4 for 195) 2009
47.7–Florida vs. Alabama (3 for 143) 2008

PUNT RETURN YARDS
171–Tennessee vs. Auburn (8 atts.) 1997
152–Mississippi State vs. Tennessee (6 atts.) 1998
127–LSU vs. Georgia (6 atts.) 2011
95–Florida vs. Alabama (5 atts.) 1993
45–Alabama vs. Florida (2 atts.) 1994

PUNT RETURN AVERAGE
25.3–Mississippi State vs. Tennessee (6 for 152) 1998
24.8–Tenneessee vs. LSU (4 for 99) 2007
22.5–Alabama vs. Florida (2 for 45) 1994
21.4–Tennessee vs. Auburn (8 for 171) 1997
21.2–LSU vs. Georgia (6 for 127) 2011

KICKOFF RETURN YARDS
161–Florida vs. Alabama (6 atts.) 2009
139–South Carolina vs. Auburn (7 atts.) 2010

121–Florida vs. Alabama (5 atts.) 2008
116–Florida vs. Alabama (7 atts.) 1999
99–Tennessee vs. LSU (4 atts) 2007
99–Tennessee vs. LSU (6 atts.) 2001
98–Arkansas vs. Georgia (5 atts.) 2002
94–Alabama vs. Florida (4 atts.) 1993
92–Mississippi State vs. Tennessee (4 atts.) 1998

KICKOFF RETURN AVERAGE

26.8–Florida vs. Alabama (6 for 161) 2009
26.3–Alabama vs. Florida (3 for 79) 2009
25.0–Tennessee vs. Mississippi State (3 for 75) 1998
24.2–Florida vs. Alabama (5 for 121) 2008
23.8–Alabama vs. Florida (4 for 95) 2008
23.5–Alabama vs. Florida (4 for 94) 1993
23.0–Mississippi State vs. Tennessee (4 for 92) 1998

MOST POINTS SCORED

59–Auburn vs. Missouri 2013
56–Auburn vs. South Carolina 2010
45–Florida vs. Alabama 1996
42–LSU vs. Georgia 2011
42–Missouri vs. Auburn 2013
42–Alabama vs. Missouri 2014

MOST TOUCHDOWNS

8–Auburn vs. Missouri 2013
8–Auburn vs. South Carolina 2010
6–Florida vs. Alabama 1996
6–LSU vs. Georgia 2011
6–Alabama vs. Missouri 2014
5–Auburn vs. Tennessee 2004
5–Florida vs. Arkansas 2006

MOST FIELD GOALS

3–Alabama vs. Florida 1994
3–Alabama vs. Florida 1999
3–LSU vs. Tennessee 2001
3–Georgia vs. Arkansas 2002

FEWEST POINTS ALLOWED

3–by Florida vs. Arkansas 1995
3–by Georgia vs. Arkansas 2002
6–by Florida vs. Auburn 2000
7–by Alabama vs. Florida 1999
13–by Florida vs. Alabama 1993
13–by LSU vs. Georgia 2003
13–by Alabama vs. Florida 2009
13–by Alabama vs. Missouri 2014

FEWEST RUSHING YARDS ALLOWED

15–by Tennessee vs. Auburn 1997
27–by Florida vs. Alabama 1996
30–by Alabama vs. Florida 1992
31–by Alabama vs. Florida 1999
44–by Alabama vs. Florida 1994

FEWEST PASSING YARDS ALLOWED

30–by Georgia vs. LSU 2011
69–by Auburn vs. Tennessee 2004
74–by Georgia vs. Arkansas 2002
83–by Alabama vs. Florida 1999
84–by Tennessee vs. Mississippi State 1998

FEWEST TOTAL YARDS ALLOWED

114–by Alabama vs. Florida 1999
139–by Georgia vs. Arkansas 2002
149–by Tennessee vs. Mississippi State 1998
230–by Georgia vs. LSU 2005
237–by Georgia vs. LSU 2011
247–by Tennessee vs. Auburn 1997

MOST INTERCEPTIONS

4–Florida vs. Alabama 1999
3–LSU vs. Georgia 2003
3–Arkansas vs. Florida 2006
2–by 13 teams

MOST TURNOVERS GAINED

6–by Auburn vs. Tennessee 1997
4–by Florida vs. Arkansas 1995
4–by Alabama vs. Florida 1999
4–by Florida vs. Auburn 2000
3–by five teams [Latest: Florida vs. Arkansas, 2006)

MOST PENALTIES

14–Florida vs. Alabama 1996
13–Florida vs. Alabama 1993
12–Auburn vs. Tennessee 1997
12–Alabama vs. Florida 1999
12–Georgia vs. Arkansas 2002
12–Tennessee vs. Auburn 2004

MOST PENALTY YARDS

115–Georgia vs. Arkansas 2002
100–Mississippi State vs. Tennessee 1998
99–Alabama vs. Florida 1999
95–Florida vs. Alabama 1993
95–Florida vs. Alabama 1996
95–Arkansas vs. Georgia 2002
95–Tennessee vs. Auburn 2004

FEWEST PENALTIES

0–Tennessee vs. LSU (0 yards) 2007
1–Alabama vs. Florida (5 yards) 2009
2–Alabama vs. Georgia (15 yards) 2012
2–Alabama vs. Florida (31 yards) 2008
2–Florida vs. Alabama (10 yards) 1994
2–Georgia vs. Arkansas (15 yards) 2007
2–Alabama vs. Missouri (10 yards) 2014

MOST TIME OF POSSESSION

40:11–Alabama vs. Florida 1999
39:37–Alabama vs. Florida 2009
39:31–Auburn vs. Tennessee 2004
37:35–Alabama vs. Georgia 2012
36:36–Georgia vs. LSU 2011

MOST COMBINED POINTS

101–Auburn vs. Missouri 2013
75–Florida vs. Alabama 1996
73–Auburn vs. South Carolina 2010

MARGIN OF VICTORY

39–Auburn vs. South Carolina 2010
32–LSU vs. Georgia 2011
31–Florida vs. Arkansas 1995

2015 SEC BOWL AGREEMENTS

The Southeastern Conference has agreements with nine postseason bowls and a new process for the assignment of SEC member schools to bowl games that began with the 2014 season and extending for six years.

The new SEC bowl process coincided with the beginning of the new College Football Playoff that followed the 2014 college football season. The SEC also participates in the Allstate Sugar Bowl and the Capital One Orange Bowl (in selected years).

Under the new SEC bowl system, the Buffalo Wild Wings Citrus Bowl in Orlando (vs. Big Ten), a longtime SEC bowl, will have the first selection of available SEC teams after any conference schools have qualified for the College Football Playoff, the Allstate Sugar Bowl or the Capital One Orange Bowl.

Following the Buffalo Wild Wings Citrus Bowl, there will be a pool of six bowls comprised of renewals with the Outback Bowl in Tampa (vs. Big Ten), Franklin American Mortgage Music City Bowl in Nashville (vs. ACC/Big Ten), TaxSlayer Bowl in Jacksonville (vs. ACC/Big Ten) and AutoZone Liberty Bowl in Memphis (vs. Big 12), as well as new agreements with the Advocate V100 Texas Bowl in Houston (vs. Big 12) and Belk Bowl in Charlotte (vs. ACC).

In consultation with SEC member institutions, as well as these six bowls, the conference will make the assignments for the bowl games in this newly created pool system.

The SEC also renewed its relationship with both the Birmingham Bowl (vs. American) and the Independence Bowl in Shreveport (vs. ACC). The Birmingham Bowl will have the first selection of available teams following the pool of six bowls. The Independence Bowl will have the next selection of available teams following the Birmingham Bowl.

ALLSTATE SUGAR BOWL
Jan. 1 • 8:30 p.m. ET • ESPN
New Orleans, La. • Mercedes-Benz Superdome (74,000)
Teams: SEC vs. Big 12

CAPITAL ONE ORANGE BOWL
Dec. 31• TBA • ESPN
Miami, Fla.• Sun Life Stadium (75,000)
Teams: ACC vs. SEC/Big Ten/Notre Dame
(Orange Bowl will be National Semifinal in 2015)

BUFFALO WILD WINGS CITRUS BOWL
Jan. 1 • 1 p.m. ET • ABC
Orlando, Fla. • Florida Citrus Bowl (70,000)
Teams: SEC vs. Big Ten

OUTBACK BOWL
Jan. 1 • Noon ET • ESPN2
Tampa, Fla. • Raymond James Stadium (65,657)
Teams: SEC vs. Big Ten

FRANKLIN AMERICAN MORTGAGE MUSIC CITY BOWL
Dec. 30 • 7 p.m. ET • ESPN
Nashville, Tenn. • LP Field (69,143)
Teams: SEC vs. ACC/Big Ten

TAXSLAYER BOWL
Jan. 2 • Noon ET • ESPN
Jacksonville, Fla. • Everbank Field (77,511)
Teams: SEC vs. Big Ten/ACC

AUTOZONE LIBERTY BOWL
Jan. 2 • 3:20 p.m. ET • ESPN
Memphis, Tenn. • Liberty Bowl Stadium (62,506)
Teams: SEC vs. Big 12

ADVOCARE V100 TEXAS BOWL
Dec. 29 • 9 p.m. ET • ESPN
Houston, Texas • NRG Stadium (71,054)
Teams: SEC vs. Big 12

BELK BOWL
Dec. 30 • 3:30 p.m. ET • ESPN
Charlotte, N.C. • Bank of America Stadium (74,455)
Teams: SEC vs. ACC

BIRMINGHAM BOWL
Dec. 30 • Noon ET • ESPN
Birmingham, Ala. • Legion Field (71,594)
Teams: SEC vs. American

INDEPENDENCE BOWL
Dec. 26 • 5:45 p.m. ET • ESPN
Shreveport, La. • Independence Stadium (49,565)
Teams: SEC vs. ACC

SEC BOWL SUCCESS

SEC IN THE BCS/CFP BOWL ERA

- The SEC has won seven of the last nine national championships, nine of the 16 BCS National Championships, two runner-up finishes and 23 overall national titles (AP, BCS, FWAA, coaches poll). The SEC appeared in 10 of the 16 BCS Championship Games, winning nine.
- Four different SEC schools have won the National Championship since 2006 (Auburn, 2010; Alabama, 2009, 2011, 2012; Florida, 2006 and 2008; LSU, 2007). Tennessee (1998) and LSU (2004) have also won the BCS crown. Auburn also appeared in the 2013 BCS Championship Game. A team from the SEC Western Division had advanced to five consecutive national championship games prior to last season. The Big 12 (Texas and Oklahoma) and the ACC (Miami and Florida State) have each had two schools win titles since 1998.
- Since 2006, half of the slots in the National Championship Game have been taken by SEC teams (10 of 20). The Big Ten has three appearances, Big 12 and Pack-12 have two each, while the ACC has one.

NATIONAL CHAMPIONS SINCE 1992

Since the first SEC expansion in 1992, the SEC has the most national championships (AP, USA Today) with 11. During that time, the SEC has had more teams with national titles than any other conference (5). Here is a breakdown:

SEC (11). . Florida (2008, 2006, 1996), LSU (2003, 2007), Tennessee (1998), Alabama (1992, 2009, 2011, 2012), Auburn (2010)

Big 12 (5) Texas (2005), Oklahoma (2000), Nebraska (1994, 1995, 1997)

Big Ten (3) Ohio State (2002, 2014), Michigan (1997)

Pac-10 (2) Southern California (2003, 2004)

ACC (3) . . Florida State (1993, 1999, 2013)

Big East (1) Miami, Fla. (2001)

The SEC was the first conference to claim four consecutive Associated Press (first poll - 1936), National Football Foundation and College Hall of Fame (first poll - 1959), Football Writers Association of America (first poll - 1954) and USA Today or UPI Coaches Poll (first poll - 1950) national championships.

SEC IN BOWL GAMES

- Since 2006, the SEC has accrued more bowl wins (56) and appearances (86) than any other conference. The conference's .651 bowl winning percentage is first among FBS leagues during that time.

SEC	56-30	.651
American	30-18	.625
Pac-12	32-22	.593
Mountain West	27-20	.574
Sun Belt	12-10	.545
Conference USA	26-24	.520
Independents	10-10	.500
Big 12	34-35	.493
ACC	32-46	.410
Big Ten	27-45	.375
MAC	12-31	.279

- The SEC finished 9-2 in BCS National Championship Games (LSU 2-1, Florida 2-0, Alabama 3-0, Tennessee 1-0, Auburn 1-1), 8-1 vs. non-SEC competition. The SEC had the most wins (17) and the highest winning percentage of any conference that has three-or-more appearances in BCS bowl games. The SEC was 17-10 in BCS games (.630 percentage), 16-9 (.640) in non-conference. Since 2006, the SEC has posted a 10-6 record in BCS bowl games, more wins than any other conference.
- During the recent seven-year winning streak, the SEC's average margin of victory in BCS National Championship Games is 17 points, which includes a three point victory over Oregon in 2011, the only game during the streak decided by single digits.
- With conference limits being removed in 2014 with the College Football Playoff, the SEC became the first conference to place three teams in CFP/BCS postseason bowls: Ole Miss (Chick-fil-A); Mississippi State (Orange); Alabama (Sugar/National Semifinal).



SEC SENDS NCAA-RECORD 12 TEAMS TO BOWL GAMES IN 2014; TIES ALL-TIME NCAA BOWL VICTORY RECORD

The SEC had a NCAA-record 12 teams participate in post-season bowl games in 2014-15. The SEC has sent no less than eight teams to post-season bowls in each of the last nine seasons.

The SEC sent nine teams to bowl games in 2006, 2007, 2011 and 2012, eight teams in 2008 and 10 teams in 2009, 2010 and 2013.

The most wins by the SEC in a bowl season is seven, set in 2007 and matched again in 2013 and 2014. During the last eight years (2007-14), the SEC is 50-27 (.649) in post-season bowl games.

Most Bowl Appearances – Single Season

1. 12 – SEC, 2014
2. 11 – ACC, 2013, 2014
3. 10 – SEC, 2009, 2010, 2013
   10 – ACC, 2008
   10 – Big Ten, 2011, 2014
6. 9 – SEC, 2000, 2006, 2007, 2011, 2012
   9 – ACC, 2010
   9 – Big 12, 2012
   9 – Pac 12, 2013

Most Bowl Wins – Single Season

1. 7 – SEC, 2007 (7-2); 2013 (7-3); 2014 (7-5)
2. 6 – SEC, 2013 (5 times); Big 12 (once); Pac-12 (twice); Big Ten (once)
7. 5 – SEC (7 times); Big 12 (3 times); Pac-10 (twice); ACC (3 times)

The SEC lead the nation in bowl victories last postseason, while second among the Power Five conferences in bowl winning percentage in the first year of the College Football Playoff era.

The SEC also won seven postseason bowl games in 2007 and 2013. The SEC is 56-30 (.651) in bowl games since 2006, winning six or more bowl games each year but 2010, when the league finished 5-5.

The SEC was represented by three teams in New Year's Six/Access Bowls this season (Alabama – AllState Sugar; Ole Miss – Chick-fil-A Peach; Mississippi State-Capital One Orange), with the Crimson Tide appearing in the semifinal of the inaugural College Football Playoff.

2014-15 Bowl Record by Conference:

Conference	Record	Win Pct.
SEC	7-5	.583
Pac-12	6-3	.667
Big Ten	6-5	.545
ACC	4-7	.364
Big 12	2-5	.286

The percentages of teams in bowls for each of the power conferences:

1. SEC 83.3 percent (12 of 14)
2. ACC 78.6 percent (11 of 14)
3. Big Ten 71.4 percent (10 of 14)
4. Big 12 70 percent (seven of 10)
5. Pac-12 66.7 percent (eight of 12)

SEC BOWL REVENUE DISTRIBUTION

(A) For bowl games providing receipts which result in a balance of less than $1,500,000, the participating institution shall retain $1,000,000, plus a travel allowance as determined by the SEC Executive Committee. The remainder shall be remitted to the Commissioner and shall be divided into 15 equal shares with one share to the Conference and one share to each member institution.

(B) For bowl games providing receipts which result in a balance between $1,500,000 and $3,999,999, the participating institution shall retain $1,275,000, plus a travel allowance as determined by the SEC Executive Committee The remainder shall be remitted to the Commissioner and shall be divided into 15 equal shares, with one share to the Conference and one share to each member institution.

(C) For bowl games providing receipts which result in a balance between $4,000,000 and $5,999,999, the participating institution shall retain $1,475,000, plus a travel allowance as determined by the SEC Executive Committee. The remainder shall be remitted to the Commissioner and shall be divided into 15 equal shares, with one share to the Conference and one share to each member institution.

(D) For bowl games providing receipts which result in a balance of $6,000,000 or more (including all CFP games), the participating institution shall receive $2,000,000 ($2,000,000 if the SEC team is a participant in the College Football Playoff semi-finals game; an additional $2,100,000 if the SEC team is also a participant in the College Football Playoff championship game, which determines the National Championship), plus a travel allowance as determined by the SEC Executive Committee. Institutions participating in a College Football Playoff game may also request additional travel expenses, which may be granted to such institution at the Commissioner's discretion. The remainder shall be remitted to the Commissioner and shall be divided into 15 equal shares, with one share to the Conference and one share to each member institution.

(E) Bowl Revenue Protection Insurance shall be deducted prior to Conference distribution. For bowl games with a contractually guaranteed ticket purchase number of 9,000 or more, the cost of unused tickets above 9,000 shall be deducted prior to Conference distribution, and the institution is financially responsible for 9,000 contractually guaranteed tickets. For bowl games with a contractually guaranteed ticket purchase number of less than 9,000, the institution is financially responsible for all contractually guaranteed tickets.

2015 SEC BOWL SELECTION PROCESS

CFP BOWLS

(Cotton (SF), Orange (SF), Fiesta, Sugar, Peach, Rose, CFP National Championship)

Bowl	Contract Teams	Date	Time
Cotton Bowl	Semifinal Game	Dec. 31, 2015	4 pm or 8 pm ET
Orange Bowl	Semifinal Game	Dec. 31, 2015	4 pm or 8 pm ET
Sugar Bowl	SEC vs. Big 12	Jan. 1, 2016	8:30 pm ET
Rose Bowl	Big Ten vs. Pac 12	Jan. 1, 2016	5 pm ET
Fiesta Bowl	Filled by CFP Selection Committee	Jan. 1, 2016	1:00 pm ET
Peach Bowl	Filled by CFP Selection Committee	Dec. 31, 2015	Noon ET
CFP NCG	Winners of Semifinal Games (Glendale, Ariz.)	Jan. 11, 2016	8:30 pm ET

Contract Bowls:

Sugar (SEC vs. Big 12 when Sugar is not a semifinal game)
Rose (Pac 12 vs. Big Ten when Rose is not a semifinal game)
Orange (ACC vs. highest ranked SEC/Big Ten non-champion or Notre Dame when Orange is not a semifinal game)

Access Bowls:

Cotton (Semifinal in 2015)
Fiesta
Peach

1. **Which SEC Team qualifies for the CFP?**
   The winner of the SEC Championship Game (December 5, 2015) automatically qualifies for a spot in the Sugar Bowl if that team is not selected to participate in the four-team playoff. The top four teams in the CFP Standings will play in the semifinals (Orange Bowl and Cotton Bowl) with the winners advancing to the CFP National Championship Game in Glendale, Ariz. (Monday, January 11).

2. **How can additional SEC teams be selected for the CFP?**
   Additional SEC teams may be selected for one of the CFP access bowls based on its ranking in the final CFP Selection Committee rankings. There is no limit on the number of teams from any one conference that can be selected to participate in the CFP bowls.

3. **How does the CFP selection process work?**
   The CFP Selection Committee ranks the top 25 teams and selects the four teams to participate in the semifinal games. Then, after the contract bowls are filled based on conference agreements, the Committee will assign teams to fill the remaining access bowls. Each conference champion from the contract bowls (ACC, Big Ten, Big 12, SEC & Pac 12) has a guaranteed spot in its contracted bowl or in an access bowl (Cotton, Fiesta or Peach) if the contracted bowl is a semifinal game and the conference champion is not selected to participate in a semifinal game. The highest ranked champion from the Mountain West, American, Conference USA, Sun Belt or MAC is guaranteed a spot in a CFP bowl and the remaining spots are filled based on the rankings of teams after the contract bowls have been filled.

4. **Where is the CFP National Championship Game played?**
   The CFP National Championship Game will be played in locations selected by the CFP. The 2016 CFP National Championship Game will be played in Glendale, Arizona on January 11, 2016. Tampa, Florida will host the 2017 game on January 9, 2017.

SEC BOWLS

CITRUS BOWL:
(Orlando, FL) vs. Big Ten • January 1 – 1 p.m. (ET) ABC
After the CFP selection process the Citrus Bowl gets the first selection of available SEC Teams.

POOL OF SIX BOWLS:
After the Citrus Bowl selects a team, there will be a pool of six bowls and the Conference, in consultation with the institutions and the bowls, will make the assignments for these six bowl games from all eligible SEC teams.

The pool of six bowls are as follows:

Bowl	Date/Time	Network
Outback Bowl (Tampa, FL) vs. Big Ten	Jan. 1 – Noon (ET)	ESPN2
TaxSlayer Bowl (Jacksonville, FL) vs. Big Ten/ACC	Jan. 2 – Noon (ET)	ESPN
Music City Bowl (Nashville, TN) vs. ACC/Big Ten	Dec. 30 – 7:00 pm (ET)	ESPN
Texas Bowl (Houston, TX) vs. Big 12	Dec. 29 – 9:00 pm (ET)	ESPN
Belk Bowl (Charlotte, NC) vs. ACC	Dec. 30 – 3:30 pm (ET)	ESPN
Liberty Bowl (Memphis, TN) vs. Big 12	Jan. 2 – 3:20 p.m. (ET)	ESPN

2015-16 COLLEGE FOOTBALL BOWL SCHEDULE

FOOTBALL BOWL ASSOCIATION (As of June 9, 2015) footballbowlassociation.org | @collegebowls

DATE / TIME (ET)	BOWL	SITE	MATCHUP	TV
TBA	Arizona Bowl	Arizona Stadium, Tucson, Ariz.	Mountain West vs. C-USA	TBA
Sat., Dec. 19, 12 p.m.	AutoNation Cure Bowl	Orlando Citrus Bowl, Orlando, Fla.	American vs. Sun Belt	CBSSN
Sat., Dec. 19, 2 p.m.	Gildan New Mexico Bowl	University Stadium, Albuquerque, N.M.	C-USA vs. Mountain West	ESPN
Sat., Dec. 19, 3:30 p.m.	Royal Purple Las Vegas Bowl	Sam Boyd Stadium, Las Vegas, Nev.	Mountain West/BYU vs. Pac-12	ABC
Sat., Dec. 19, 5:30 p.m.	Raycom Media Camellia Bowl	Cramton Bowl, Montgomery, Ala.	MAC vs. Sun Belt	ESPN
Sat., Dec. 19, 9 p.m.	R+L Carriers New Orleans Bowl	Mercedes-Benz Superdome, New Orleans, La.	Mountain West vs. Sun Belt	ESPN
Mon., Dec. 21, 2:30 p.m.	Miami Beach Bowl	Marlins Park, Miami, Fla.	American vs. C-USA	ESPN
Tues., Dec. 22, 3:30 p.m.	Famous Idaho Potato Bowl	Albertsons Stadium, Boise, Idaho	MAC vs. Mountain West	ESPN
Tues., Dec. 22, 7 p.m.	Boca Raton Bowl	FAU Stadium, Boca Raton, Fla.	American vs. MAC	ESPN
Wed., Dec. 23, 4:30 p.m.	San Diego County Credit Union Poinsettia Bowl	Qualcomm Stadium, San Diego, Calif.	Mountain West vs. Army	ESPN
Wed., Dec. 23, 8 p.m.	GoDaddy Bowl	Ladd-Peebles Stadium, Mobile, Ala.	MAC vs. Sun Belt	ESPN
Thurs., Dec. 24, 12 p.m.	Popeyes Bahamas Bowl	Thomas A. Robinson National Stadium, Nassau, Bahamas	C-USA vs. MAC	ESPN
Thurs., Dec. 24, 8 p.m.	Hawai`i Bowl	Aloha Stadium, Honolulu, Hawai`i	American vs. Mountain West/BYU	ESPN
Sat., Dec. 26, 11 a.m.	St. Petersburg Bowl	Tropicana Field, St. Petersburg, Fla.	ACC vs. American	ESPN
Sat., Dec. 26, 2 p.m.	Hyundai Sun Bowl	Sun Bowl, El Paso, Texas	ACC/Notre Dame vs. Pac-12	CBS
Sat., Dec. 26, 2:20 p.m.	Zaxby's Heart of Dallas Bowl	Cotton Bowl, Dallas, Texas	Big 12 vs. C-USA	ESPN
Sat., Dec. 26, 3:30 p.m.	New Era Pinstripe Bowl	Yankee Stadium, Bronx, N.Y.	ACC/Notre Dame vs. Big Ten	ABC
Sat., Dec. 26, 5:45 p.m.	Independence Bowl	Independence Stadium, Shreveport, La.	ACC/Notre Dame vs. SEC	ESPN
Sat., Dec. 26, 9:15 p.m.	Foster Farms Bowl	Levi's Stadium, Santa Clara, Calif.	Big Ten vs. Pac-12	ESPN
Mon., Dec. 28, 2:30 p.m.	Military Bowl presented by Northrop Grumman	Navy-Marine Corps Memorial Stadium, Annapolis, Md.	ACC/Notre Dame vs. American	ESPN
Mon., Dec. 28, 5 p.m.	Quick Lane Bowl	Ford Field, Detroit, Mich.	ACC/Notre Dame vs. Big Ten	ESPN2
Tues., Dec. 29, 2 p.m.	Lockheed Martin Armed Forces Bowl	Amon G. Carter Stadium, Fort Worth, Texas	Mountain West vs. Big Ten	ESPN
Tues., Dec. 29, 5:30 p.m.	Russell Athletic Bowl	Orlando Citrus Bowl, Orlando, Fla.	ACC/Notre Dame vs. Big 12	ESPN
Tues., Dec. 29, 9 p.m.	AdvoCare V100 Texas Bowl	NRG Stadium, Houston, Texas	Big 12 vs. SEC	ESPN
Wed., Dec. 30, 12 p.m.	Birmingham Bowl	Legion Field, Birmingham, Ala.	American vs. SEC	ESPN
Wed., Dec. 30, 3:30 p.m.	Belk Bowl	Bank of America Stadium, Charlotte, N.C.	ACC/Notre Dame vs. SEC	ESPN
Wed., Dec. 30, 7 p.m.	Franklin American Mortgage Music City Bowl	LP Field, Nashville, Tenn.	ACC/Notre Dame or Big Ten vs. SEC	ESPN
Wed., Dec. 30, 10:30 p.m.	National University Holiday Bowl	Qualcomm Stadium, San Diego, Calif.	Big Ten vs. Pac-12	ESPN
Thurs., Dec. 31, 12 p.m.	Chick-fil-A Peach Bowl	Georgia Dome, Atlanta, Ga.	New Year's Six	ESPN
Thurs., Dec. 31, 4 or 8 p.m.	College Football Playoff at Goodyear Cotton Bowl Classic	AT&T Stadium, Arlington, Texas	National Semifinal	ESPN
Thurs., Dec. 31, 4 or 8 p.m.	College Football Playoff at Capital One Orange Bowl	Sun Life Stadium, Miami Gardens, Fla.	National Semifinal	ESPN
Fri., Jan. 1, 12 p.m	Outback Bowl	Raymond James Stadium, Tampa, Fla.	Big Ten vs. SEC	ESPN2
Fri., Jan. 1, 1 p.m	Buffalo Wild Wings Citrus Bowl	Orlando Citrus Bowl, Orlando, Fla.	Big Ten vs. SEC	ABC
Fri., Jan. 1, 1 p.m	Fiesta Bowl	University of Phoenix Stadium, Glendale, Ariz.	New Year's Six	ESPN
Fri., Jan. 1, 5 p.m	Rose Bowl Game presented by Northwestern Mutual	Rose Bowl, Pasadena, Calif.	Big Ten vs. Pac-12 (New Year's Six)	ESPN
Fri., Jan. 1, 8:30 p.m	Allstate Sugar Bowl	Mercedes-Benz Superdome, New Orleans, La.	SEC vs. Big 12 (New Year's Six)	ESPN
Sat., Jan. 2, 12 p.m.	TaxSlayer Bowl	EverBank Field, Jacksonville, Fla.	ACC/Notre Dame or Big Ten vs. SEC	ESPN
Sat., Jan. 2, 3:20 p.m.	AutoZone Liberty Bowl	Liberty Bowl Memorial Stadium, Memphis, Tenn.	Big 12 vs. SEC	ESPN
Sat., Jan. 2, 6:45 p.m.	Valero Alamo Bowl	Alamodome, San Antonio, Texas	Big 12 vs. Pac-12	ESPN
Sat., Jan. 2, 10:15 p.m.	Cactus Bowl	Chase Field, Phoenix, Ariz.	Big 12 vs. Pac-12	ESPN
Mon., Jan. 11, 8:30 p.m.	College Football Playoff National Championship	University of Phoenix Stadium, Glendale, Ariz.	National Championship	ESPN

COLLEGE FOOTBALL PLAYOFF

The College Football Playoff (CFP), named 2015 Sports Event of the Year by the SportsBusiness Journal, is a big success. Fans, including many who are new to the sport, enjoy it. The first College Football Playoff semifinals and national championship game were the three most-viewed programs in cable television history.

Every Game Counts

The playoff preserves the excitement and significance of college football's unique regular season where every game counts.

Four Teams

The selection committee ranks the teams based on championships won, strength of schedule, head-to-head results, comparison of results against common opponents and other factors.

Two Days

New Year's Eve and New Year's Day belong to college football, with two semifinal games and four other top bowl games continuing a wonderful tradition.

One Goal

The two teams winning the playoff semifinals compete for the national championship. That game is in a different city each year, always on a Monday night.

Universal Access

Every FBS team has equal access to the College Football Playoff based on its performance. No team automatically qualifies.

More Revenue

The format increases revenue for all conferences and independent institutions.

Governance

University presidents and chancellors from all 10 FBS conferences and Notre Dame serve on the CFP Board of Managers and govern the administrative operations, with commissioners (the Management Committee) managing the event. A small staff in the playoff office in Irving, Texas, carries out the detailed responsibilities.

Selection Committee

A talented group of high-integrity individuals with experience as coaches, student-athletes, college administrators and journalists, along with sitting athletics directors, comprise the selection committee. Members of the committee are: Jeff Long (chair), Barry Alvarez, Mike Gould, Pat Haden, Kirby Hocutt, Tom Jernstedt, Bobby Johnson, Tom Osborne, Dan Radakovich, Condoleezza Rice, Mike Tranghese, Steve Wieberg and Tyrone Willingham.

www.collegefootballplayoff.com /CollegeFootballPlayoff @cfbplayoff @cfbplayoff #CFBPlayoff

ACC XII BIG C-USA MAC MW PAC 12 SEC SUN BELT CONFERENCE FBS INDEPENDENTS

COLLEGE FOOTBALL PLAYOFF

Selection Committee Responsibilities

- Rank the top 25 teams and assign the top four to semifinals sites.
- Assign teams to New Year's bowls.
  - Create competitive matchups.
  - Attempt to avoid rematches of regular-season games and repeat appearances in specific bowls.
  - Consider geography.

Participants in the New Year's Bowls

Both participants in the Orange, Rose and Sugar Bowls are contracted outside the playoff arrangement (Big Ten and Pac-12 to Rose Bowl; SEC and Big 12 to Sugar Bowl; ACC to Orange Bowl against the highest ranked available team from the SEC, Big Ten and Notre Dame). If a conference champion qualifies for the playoff, then the bowl will choose a replacement from that conference. When those bowls host the semifinals and their contracted conference champions do not qualify, then the displaced champion(s) will play in one of the other New Year's bowls.

When not hosting semifinals, the Cotton, Fiesta and Peach Bowls will welcome displaced conference champions and the top-ranked champion from a non-contract conference. The highest-ranked available teams will fill any other berths. The selection committee will make the pairings.

SCHEDULE

	Capital One Orange Bowl	Goodyear Cotton Bowl Classic	Chick-fil-A Peach Bowl		Allstate Sugar Bowl	Rose Bowl Game presented by Northwestern Mutual	National Championship
2015-16	SEMIFINAL (Dec. 31)	SEMIFINAL (Dec. 31)	PEACH (Dec. 31)	FIESTA (Jan. 1)	SUGAR (Jan. 1)	ROSE (Jan. 1)	ARIZONA (Jan. 11)
2016-17	ORANGE (Dec. 31)	COTTON (Jan. 2)	SEMIFINAL (Dec. 31)	SEMIFINAL (Dec. 31)	SUGAR (Jan. 2)	ROSE (Jan. 2)	TAMPA BAY (Jan. 9)
2017-18	ORANGE (Dec. 30)	COTTON (Dec. 30)	PEACH (Jan. 1)	FIESTA (Dec. 30)	SEMIFINAL (Jan. 1)	SEMIFINAL (Jan. 1)	TBD (Jan. 8)

www.collegefootballplayoff.com /CollegeFootballPlayoff @cfbplayoff @cfbplayoff #CFBPlayoff

ACC XII BIG C-USA MAC MW PAC 12 SEC SUN BELT CONFERENCE FBS INDEPENDENTS

2015 SCHEDULE

Sept. 5	vs. Wisconsin (Dallas, 7:00 CT – ABC)	UW leads 1-0
Sept. 12	MIDDLE TENNESSEE (3:00 CT – SECN)	UA leads 2-0
Sept. 19	OLE MISS* (8:15 CT – ESPN)	UA leads 48-10-2
Sept. 26	UL MONROE	ULM leads 1-0
Oct. 3	at Georgia*	UA leads 36-25-4
Oct. 10	ARKANSAS*	UA leads 15-8
Oct. 17	at Texas A&M*	UA leads 5-2
Oct. 24	TENNESSEE*	UA leads 51-38-7
Nov. 7	LSU*	UA leads 49-25-5
Nov. 14	at Mississippi State*	UA leads 77-18-3
Nov. 21	CHARLESTON SOUTHERN	First Meeting
Nov. 28	at Auburn*	UA leads 43-35-1

*SEC Game

University of Alabama
Crimson Tide Quick Facts

LOCATION: Tuscaloosa, Alabama

FOUNDED: April 12, 1831

ENROLLMENT: 36,155

NICKNAME: Crimson Tide

COLORS: Crimson and White

STADIUM: Bryant-Denny Stadium (101,821)

PLAYING SURFACE: Prescription Athletic Turf (Natural Grass)

FIRST GAME: Oct. 4, 1929 – Alabama 22, Ole Miss 7

HOME RECORD: 535-135-25 (.788)

HOME ATTENDANCE: 710,736 (101,534 avg./99.72% Capacity)

ALL-TIME RECORD: 850-325-43 (.715/1,218 games)

2014 RECORD: 12-2 (7-0 H; 3-1 A; 2-1 N; 5-1 vs. Western Division)

2014 SEC RECORD/FINISH: 7-1/1st SEC West

SEC CHAMPIONSHIPS: 24 (1933, 34, 37, 45, 53, 64, 65, 66, 71, 72, 73, 74, 75, 77, 78, 79, 81, 89, 92, 99, 2009, 12, 14)

BOWL: Allstate Sugar Bowl, New Orleans, La. (Alabama 35, Ohio State 42)

BOWL APPEARANCES: 62

BOWL RECORD: 34-24-3 (.532)

LAST BOWL APPEARANCE: Allstate Sugar Bowl, New Orleans, La. (lost to Ohio State 35-42, Jan. 1, 2015)

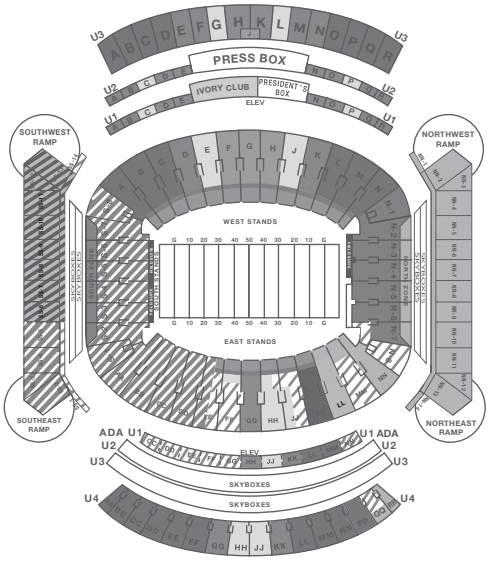

DR. STUART R. BELL
President
(Texas A&M, 1979)

DR. KEVIN WHITAKER
Faculty Representative
(Texas A&M, '86)

BILL BATTLE
Athletics Director
(Alabama, '63)

NICK SABAN
Head Football Coach
(Kent State, '73)

NICK SABAN

HOMETOWN: Fremont, West Virginia

ALMA MATER: Kent State (1973)

PLAYING CAREER: Kent State defensive back (1970-72), three-year letterman.

COACHING EXPERIENCE: Kent State Graduate Assistant 1973-74; Kent State Assistant 1975-76; Syracuse Assistant 1977; West Virginia Assistant 1978-79; Ohio State Assistant 1980-81; Navy Assistant 1982; Michigan State Assistant 1983-87; Houston Oilers (NFL) Assistant 1988-89; Toledo Head Coach 1990; Cleveland Browns (NFL) Assistant 1991-94; Michigan State Head Coach 1995-99; LSU Head Coach 2000-04. Miami Dolphins (NFL) Head Coach 2005-06; Alabama Head Coach 2007-present.

COACHING ACHIEVEMENTS: 2003 AP National Coach of the Year; 2003 Eddie Robinson Coach of the Year; 2003 Bear Bryant Coach of the Year; 2003 BCS National Championship; 2008 AP Coach of the Year; 2008 Eddie Robinson Coach of the Year; 2008 Home Depot Coach of the Year; 2008 Liberty Mutual Coach of the Year; 2009, 2011 and 2012 BCS National Championship; 2009, 2011 and 2012 Bobby Bowden Coach of the Year; 2014 Bobby Dodd Coach of the Year.

BORN: October 31, 1951

WIFE: Terry

CHILDREN: Nicholas and Kristen

YEAR-BY-YEAR

Year	School	Conf.	Pct.	All	Pct.	Bowl
1990	Toledo	7-1	.875	9-2	.818	
1995	Michigan State	4-3-1	.563	6-5-1	.542	Independence
1996	Michigan State	5-3	.625	6-6	.500	Sun
1997	Michigan State	4-4	.500	7-5	.583	Aloha
1998	Michigan State	4-4	.500	6-6	.500	
1999	Michigan State	6-2	.750	9-2	.818	*Citrus
2000	LSU	5-3	.625	8-4	.667	Peach
2001	LSU	5-3	.625	10-3	.769	Sugar
2002	LSU	5-3	.625	8-5	.615	Cotton
2003	LSU	7-1	.875	13-1	.929	Sugar
2004	LSU	6-2	.750	9-3	.750	Capital One
2005	Miami	NFL		9-7	.563	
2006	Miami	NFL		6-10	.375	
2007	Alabama %	4-4	.500	7-6	.538	Independence
2008	Alabama	8-0	1.000	12-2	.857	Sugar
2009	Alabama	8-0	1.000	14-0	1.000	BCS NCG
2010	Alabama	5-3	.625	10-3	.769	Capital One
2011	Alabama	7-1	.875	12-1	.923	BCS NCG
2012	Alabama	7-1	.875	13-1	.929	BCS NCG
2013	Alabama	7-1	.875	11-2	.846	Sugar
2014	Alabama	7-1	.875	12-2	.857	Sugar
TOTALS		**111-40-1**	**.734**	**192-76-1**	**.716**	**21 Years**
College Record				177-59-1	.749	19 Years
Alabama Record		**53-11**	**.828**	**86-17**	**.845**	**8 Years**
LSU Record		28-12	.700	48-16	.750	5 Years
Michigan State Record		23-16-1	.588	34-24-1	.585	5 Years
Toledo Record		7-1	.875	9-2	.818	1 Year
BOWL RECORD:		8-8	.500			

% – Record was 2-6 overall and 1-4 in SEC play after NCAA ruling

ASSISTANT COACHES

BURTON BURNS (Nebraska, 1976) Associate Head Coach/Running Backs – 9th Year

MARIO CRISTOBAL (Miami, 1993) Assistant Heach Coach/Offensive Line – 3rd Year

BO DAVIS (LSU, 1993) Defensive Line – 6th Year

LANE KIFFIN (Fresno State, 1998) Offensive Coordinator/Quarterbacks – 2nd Year

TOSH LUPOI (California, 2005) Outside Linebackers – 1st Year

BILLY NAPIER (Furman, 2003) Wide Receivers – 3rd Year

KIRBY SMART (Georgia, 1999) Defensive Coordinator/Inside Linebackers – 9th Year

MEL TUCKER (Wisconsin, 1995) Assistant Head Coach/Secondary – 1st Year

BOBBY WILLIAMS (Purdue, 1982) Tight Ends/Special Teams Coordinator – 8th Year

SUPPORT STAFF

SCOTT COCHRAN (LSU, 2001) Director of Strength and Conditioning

JEFF ALLEN (Georgia Southern, 1993) Assistant A.D. for Sports Medicine

JUSTIN DICKENS (Austin Peay State, 2003) Director of Football Operations

JEFF PURINTON (Florida State, 1997) Associate A.D., Football Communications

RETURNING OFFENSIVE STARTERS

No.	Name	POS	CLASS	HT	WT	EXP	Hometown/Last School
70	Ryan Kelly	OL	Sr.	6-5	301	3L	West Chester, Ohio/Lakota West
74	Cam Robinson	OL	So.	6-6	326	1L	Monroe, La./West Monroe

RETURNING DEFENSIVE STARTERS

No.	Name	POS	CLASS	HT	WT	EXP	Hometown/Last School
93	Jonathan Allen	DL	Jr.	6-3	283	2L	Leesburg, Va./Stone Bridge
30	Denzel Devall	LB	Sr.	6-2	252	3L	Bastrop, La./Bastrop
4	Eddie Jackson	DB	Jr.	6-0	194	2L	Lauderdale Lakes, Fla./Boyd Anderson
5	Cyrus Jones	CB	Sr.	5-10	196	3L	Baltimore, Md./Gilman
19	Reggie Ragland	LB	Sr.	6-2	252	3L	Madison, Ala./Bob Jones
90	Jarran Reed	DL	Sr.	6-4	313	1L	Goldsboro, N.C./Goldsboro/Hargrave/EMCC
86	A'Shawn Robinson	DL	Jr.	6-4	312	2L	Fort Worth, Texas/Arlington Heights

STARTERS LOST

Name	POS	CLASS	HT	WT
Landon Collins	DB	Jr.	6-0	215
Amari Cooper	WR	Jr.	6-1	202
Trey DePriest	LB	Sr.	6-2	245
Brandon Ivory	DL	Sr.	6-4	308
Christion Jones	WR	Sr.	5-11	185
Arie Kouandjio	OL	Sr.	6-5	315
Austin Shepherd	OL	Sr.	6-5	320
Brian Vogler	TE	Sr.	6-7	265
Jarrick Williams	DB	Sr.	6-1	215
T.J. Yeldon	RB	Jr.	6-2	221

RETURNING STATISTICAL LEADERS

RUSHING:	ATT	YARDS	AVG	TDS
Derrick Henry	172	990	5.8	11
Kenyan Drake	22	112	5.1	4

PASSING:	ATT	COMP	INT	TDS	YARDS	PCT
Jake Coker	59	38	0	4	403	64.4

RECEIVING:	REC	YARDS	AVG.	AVG/GAME	TDS
O.J. Howard	17	260	15.3	18.6	0
Chris Black	15	188	12.5	17.1	0
ArDarius Stewart	12	149	12.4	11.5	0

TACKLES:	TOTAL	SOLO	ASST	INT	SACKS	TFL-YDS
Reggie Ragland	95	45	50	1-1	1.5-12	10.5-27
Geno Smith	56	31	25	0-0	0-0	3.5-9
Jarran Reed	55	22	33	0-0	1-1	6.5-14
A'Shawn Robinson	49	16	33	0-0	0-0	6.5-11

2014 RESULTS

12-2 Overall • 7-1 SEC

Home: 7-0 Away: 3-1 Neutral: 2-1 vs. Division: 5-1 vs. Top 25: 5-2

Aug. 30	[2/2]	vs. West Virginia (Atlanta, Ga.)	70,502	W 33-23
Sept. 6	[2/2]	FLORIDA ATLANTIC	100,306	W 41-0
Sept. 13	[3/2]	SOUTHERN MISS	101,821	W 52-12
Sept. 20	[3/2]	FLORIDA* (rv/rv)	101,821	W 42-21
Oct. 4	[3/1]	at Ole Miss* (11/11)	61,826	L 17-23
Oct. 11	[7/7]	at Arkansas* (rv/rv)	72,337	W 14-13
Oct. 18	[7/7]	TEXAS A&M* (21/21)	101,821	W 59-0
Oct. 25	[4/4]	at Tennessee*	102,455	W 34-20
Nov. 8	[4/4]	at LSU* (14/15)	102,321	W 20-13 OT
Nov. 15	[4/3]	MISSISSIPPI STATE* (1/1)	101,821	W 25-20
Nov. 22	[2/2]	WESTERN CAROLINA	101,325	W 48-14
Nov. 29	[2/1]	Auburn* (15/16)	101,821	W 55-44
Dec. 6	[1/1]	vs. Missouri (14/13)	73,526	W 42-13
Jan. 1	[1/1]	vs. Ohio State (5/4)	74,682	L 35-42
		Allstate Sugar Bowl; New Orleans, La.		

[AP/Coaches] – Denotes team ranking at the time of the game; (AP/Coaches) – Denotes opponent ranking at the time of the game

ALABAMA Team Information

BASIC OFFENSE: Pro Style (Multiple)
BASIC DEFENSE: 3-4

LETTERMEN RETURNING: 54

OFFENSE: 23
DEFENSE: 27
SPECIALTY: 4

LETTERMEN LOST: 24

OFFENSE: 16
DEFENSE: 8
SPECIALTY: 0

STARTERS RETURNING: 12

OFFENSE: 2
DEFENSE: 7
SPECIALTY: 3

STARTERS LOST: 13

OFFENSE: 9
DEFENSE: 4
SPECIALTY: 0

NOTE: Specialists include punter and place-kicker only.

ALL-STAR CANDIDATES

Reggie RAGLAND

Senior • LB • 6-2 • 252 • Madison, Ala.

- Returns with a team-leading 120 career tackles to his credit, including 11 for loss (-28 yards) and 1.5 sacks
- Semifinalist for the 2014 Butkus Award that is presented to the nation's top linebacker while also being named first team All-SEC
- Recorded 95 tackles on the season, a total that ranked second by a member of the Tide, and collected a team-leading three fumble recoveries
- Had 45 solo stops, four double-digit tackle games and collected seven or more tackles in eight of the final 11 contests a season ago

Ryan KELLY

Senior • OL • 6-5 • 297 • West Chester, Ohio

- Returns for his senior season as a leading candidate for the Rimington Trophy, which is presented annually to the nation's most outstanding center
- Provides a wealth of experience to the Crimson Tide offensive line, playing in 31 career games with 21 starts
- Started 12 games at center and helped lead an offensive line that averaged 206.6 yards rushing per game and a school-record 484.5 yards per contest.

Derrick HENRY

Junior • RB • 6-3 • 242 • Yulee, Fla.

- Has played in 26 career games, rushing for an average of 6.6 yards per carry with 17 total touchdowns
- Became the 54th player in school history to eclipse the 1,000 yard barrier in his second season, and has amassed 1,372 career yards on 207 carries during his time with the Crimson Tide
- Finished his sophomore campaign with a team-high 990 rushing yards on 172 carries for a 5.8 yards per carry average and added 11 rushing touchdowns across 14 games

A'Shawn ROBINSON

Junior • DL • 6-4 • 312 • Fort Worth, Texas

- A disruptive force on the Alabama defensive line, he returns for his junior season with 56 career tackles to his name, 14.5 of which were for a loss
- Earned honorable mention All-SEC recognition as a sophomore after staring 13 games on the defensive line
- Finished the 2014 season with 49 tackles (6.5 for a loss), a forced fumble, four quarterback hurries, three pass deflections and a blocked PAT

2015 ALPHABETICAL ROSTER

No.	Name	POS	CL	HT	WT	EXP	Hometown
93	Jonathan Allen	DL	Jr.	6-3	283	2L	Leesburg, Va.
22	Ryan Anderson	LB	Jr.	6-2	249	2L	Daphne, Ala.
28	Anthony Averett	DB	So.	6-0	180	1L	Woodbury, N.J.
94	Dakota Ball	TE	Jr.	6-3	254	1L	Lindale, Ga.
6	Blake Barnett	QB	Fr.	6-5	200	HS	Corona, Calif.
87	Parker Barrineau	WR	Sr.	6-0	184	2L	Northport, Ala.
18	Cooper Bateman	QB	So.	6-3	220	1L	Murray, Utah
1	Chris Black	WR	Jr.	6-0	192	2L	Jacksonville, Fla.
75	Bradley Bozeman	OL	So.	6-5	320	1L	Roanoke, Ala.
2	Tony Brown	DB	So.	6-0	195	1L	Beaumont, Texas
45	Hunter Bryant	TE	So.	6-5	222	SQ	Roswell, Ga.
43	Gussie Busch	LB	Fr.	5-11	205	RS	St. Louis, Mo.
67	Josh Casher	OL	Fr.	6-1	294	RS	Mobile, Ala.
5	Ronnie Clark	DB/RB	Fr.	6-2	228	RS	Calera, Ala.
14	Jake Coker	QB	Sr.	6-5	232	1L	Mobile, Ala.
12	Jonathan Cook	DB	So.	6-0	197	1L	Daphne, Ala.
12	David Cornwell	QB	Fr.	6-5	221	RS	Norman, Okla.
39	Paden Crowder	LB	Sr.	6-3	208	SQ	Vestavia Hills, Ala.
48	David D'Amico	TE	Jr.	6-0	211	SQ	Birmingham, Ala.
62	Will Davis	OL	Jr.	6-5	315	SQ	Letohatchee, Ala.
30	Denzel Devall	LB	Sr.	6-2	252	3L	Bastrop, La.
17	Kenyan Drake	RB	Sr.	6-1	210	3L	Powder Springs, Ga.
36	Johnny Dwight	DL/TE	Fr.	6-3	300	RS	Rochelle, Ga.
43	Lawrence Erekosima	RB	So.	5-7	175	SQ	Simpsonville, S.C.
32	Rashaan Evans	LB	So.	6-3	225	1L	Auburn, Ala.
80	Raheem Falkins	WR	Jr.	6-4	210	2L	New Orleans, La.
28	DeSherrius Flowers	RB	Fr.	6-1	211	HS	Mobile, Ala.
83	Ty Flournoy-Smith	TE	Sr.	6-3	247	1L	Moultrie, Ga.
10	Reuben Foster	LB	Jr.	6-1	240	2L	Auburn, Ala.
8	Robert Foster	WR	So.	6-2	194	1L	Monaca, Pa.
69	Joshua Frazier	DL	So.	6-4	315	1L	Springdale, Ark.
48	Bo Grant	DB	Jr.	6-2	195	SQ	Valley, Ala.
89	Brandon Greene	TE/OL	Jr.	6-5	300	2L	Ellenwood, Ga.
99	Adam Griffith	PK	Jr.	5-10	192	2L	Calhoun, Ga.
20	Shaun Dion Hamilton	LB	So.	6-0	229	1L	Montgomery, Ala.
9	Da'Shawn Hand	DL	So.	6-4	273	1L	Woodbridge, Va.
58	Alex Harrelson	SN	Sr.	6-0	234	SQ	Vestavia Hills, Ala.
86	Truett Harris	TE	Sr.	6-3	220	SQ	Brentwood, Tenn.
15	Ronnie Harrison	DB	Fr.	6-3	218	HS	Tallahassee, Fla.
63	J.C. Hassenauer	OL	So.	6-2	295	1L	Woodbury, Minn.
2	Derrick Henry	RB	Jr.	6-3	242	2L	Yulee, Fla.
64	Grant Hill	OL	Jr.	6-6	322	2L	Huntsville, Ala.
96	Stephen Hodge	DL	Sr.	6-2	254	SQ	Akron, Ala.
42	Keith Holcombe	LB	Fr.	6-4	223	RS	Tuscaloosa, Ala.
88	O.J. Howard	TE	Jr.	6-6	242	2L	Prattville, Ala.
26	Marlon Humphrey	DB	Fr.	6-1	192	RS	Hoover, Ala.
76	Dominick Jackson	OL	Sr.	6-6	315	1L	Cupertino, Calif.
4	Eddie Jackson	DB	Jr.	6-0	194	2L	Lauderdale Lakes, Fla.
89	Bernel Jones	DL	Sr.	6-2	248	SQ	Montgomery, Ala.
5	Cyrus Jones	DB	Sr.	5-10	196	3L	Baltimore, Md.
6	Laurence "Hootie" Jones	DB	So.	6-2	219	1L	Monroe, La.

No.	Name	POS	CL	HT	WT	EXP	Hometown
20	Tyren Jones	RB	So.	5-9	212	1L	Marietta, Ga.
35	Walker Jones	LB	So.	6-2	240	1L	Germantown, Tenn.
70	Ryan Kelly	OL	Sr.	6-5	297	3L	West Chester, Ohio
56	Brandon Kennedy	OL	Fr.	6-3	290	HS	Wetumpka, Ala.
81	Derek Kief	WR	Fr.	6-4	198	RS	Cincinnati, Ohio
78	Korren Kirven	OL/DL	Jr.	6-4	300	2L	Lynchburg, Va.
95	Darren Lake	DL	Jr.	6-3	315	3L	York, Ala.
98	Adrian Lamothe	P	Sr.	5-10	191	SQ	Monterrey, Mexico
25	Dillon Lee	LB	Sr.	6-4	242	3L	Buford, Ga.
51	Jake Long	DL	Jr.	5-9	226	SQ	Vestavia Hills, Ala.
68	Isaac Luatua	OL	Sr.	6-2	315	2L	La Mirada, Calif.
55	Cole Mazza	SN	Jr.	6-2	240	2L	Bakersfield, Calif.
34	Christian Miller	LB	Fr.	6-4	213	RS	Columbia, S.C.
41	Trey Moon	DB	So.	6-0	190	SQ	Cullman, Ala.
47	Brandon Moore	OL	Sr.	6-0	251	SQ	Cincinnati, Ohio
11	Alec Morris	QB	Jr.	6-3	233	1L	Allen, Texas
16	Jamey Mosley	LB	Fr.	6-5	221	RS	Mobile, Ala.
46	Michael Nysewander	TE	Sr.	6-1	237	1L	Hoover, Ala.
42	Jacob Parker	TE	So.	6-1	218	SQ	Meridianville, Ala.
25	Buddy Pell	RB	So.	5-11	194	1L	Mountain Brook, Ala.
57	D.J. Pettway	DL	Sr.	6-3	270	2L	Pensacola, Fla.
24	Hamilton Philips	RB	So.	5-10	200	SQ	Mobile, Ala.
71	Ross Pierschbacher	OL	Fr.	6-4	298	RS	Cedar Falls, Iowa
66	Chris Posa	OL	Jr.	6-4	281	SQ	Commerce, Mich.
45	Cedric Powell	DB	So.	5-11	185	SQ	Birmingham, Ala.
89	Armani Purifoye	WR	So.	6-0	195	SQ	Kingsland, Ga.
96	Gunnar Raborn	PK	So.	5-9	187	1L	Lafayette, La.
19	Reggie Ragland	LB	Sr.	6-2	252	3L	Madison, Ala.
90	Jarran Reed	DL	Sr.	6-4	313	1L	Goldsboro, N.C.
86	A'Shawn Robinson	DL	Jr.	6-4	312	2L	Fort Worth, Texas
74	Cam Robinson	OL	So.	6-6	326	1L	Monroe, La.
9	Bo Scarbrough	RB	Fr.	6-2	240	HS	Northport, Ala.
15	JK Scott	P	So.	6-5	195	1L	Denver, Colo.
49	Andre Sims	OL	Jr.	6-3	312	SQ	Montgomery, Ala.
7	Cam Sims	WR	So.	6-5	209	1L	Monroe, La.
24	Geno Smith	DB	Sr.	6-0	196	3L	Atlanta, Ga.
21	Maurice Smith	DB	Jr.	6-0	199	2L	Sugar Land, Texas
91	O.J. Smith	DL	Fr.	6-2	308	RS	Bossier City, La.
31	Nate Staskelunas	DB	Jr.	6-3	210	SQ	Greenville, N.C.
13	ArDarius Stewart	WR	So.	6-1	204	1L	Fultondale, Ala.
3	Bradley Sylve	DB	Sr.	6-0	180	3L	Port Sulphur, La.
50	Alphonse Taylor	OL	Jr.	6-5	325	2L	Mobile, Ala.
53	Jonathan Taylor	DL	Jr.	6-4	340	JC	Millen, Ga.
14	Deionte Thompson	DB	Fr.	6-2	183	HS	Orange, Texas
54	Dalvin Tomlinson	DL	Jr.	6-3	294	2L	McDonough, Ga.
44	Levi Wallace	DB	So.	6-0	172	SQ	Tucson, Ariz.
59	Dallas Warmack	OL	Fr.	6-2	297	HS	Atlanta, Ga.
23	Jabriel Washington	DB	Sr.	5-11	182	3L	Jackson, Tenn.
82	Thayer Weaver	WR	So.	5-11	180	SQ	St. Louis, Mo.
56	Tim Williams	LB	Jr.	6-4	230	2L	Baton Rouge, La.
35	Thomas Wood	WR	So.	5-6	165	SQ	Birmingham, Ala.

YEAR-BY-YEAR RECORDS

Year	Coach	SEC	SEC Finish	Overall	Bowls
1892	E.N. Beaumont			2-2	
1893	Eli Abbott			0-4	
1894	Eli Abbott			3-1	
1895	Eli Abbott			0-4	
1896	Otto Wagonhurst			2-1	
1897	Allen McCants			1-0	
1898	No Team				
1899	W.A. Hartin			3-1	
1900	M. Griffin			2-3	
1901	M.H. Harvey			2-1-2	
1902	Eli Abbott, J.O. Heyworth			4-4	
1903	W.B. Blount			3-4	
1904	W.B. Blount			7-3	
1905	Jack Leavenworth			6-4	
1906	J.W.H. Pollard			5-1	
1907	J.W.H. Pollard			5-1-2	
1908	J.W.H. Pollard			6-1-1	
1909	J.W.H. Pollard			5-1-2	
1910	Guy S. Lowman			4-4	
1911	D.V. Graves			5-2-2	
1912	D.V. Graves			5-3-1	
1913	D.V. Graves			6-3	
1914	D.V. Graves			5-4	
1915	Thomas Kelly			6-2	
1916	Thomas Kelly			6-3	
1917	Thomas Kelly			5-2-1	
1918	No Team				
1919	Xen C. Scott			8-1	
1920	Xen C. Scott			10-1	
1921	Xen C. Scott			5-4-2	
1922	Xen C. Scott			6-3-1	
1923	Wallace Wade			7-2-1	
1924	Wallace Wade			8-1	
1925	Wallace Wade			10-0	Rose
1926	Wallace Wade			9-0-1	Rose
1927	Wallace Wade			5-4-1	–
1928	Wallace Wade			6-3	–
1929	Wallace Wade			6-3	–
1930	Wallace Wade			10-0	Rose
1931	Frank W. Thomas			9-1	–
1932	Frank W. Thomas			8-2	–
1933	Frank W. Thomas	5-0-1	1	7-1-1	–
1934	Frank W. Thomas	7-0	1t	10-0	Rose
1935	Frank W. Thomas	4-2	5	6-2-1	–
1936	Frank W. Thomas	5-0-1	2	8-0-1	–
1937	Frank W. Thomas	6-0	1	9-1	Rose
1938	Frank W. Thomas	4-1-1	2t	7-1-1	–
1939	Frank W. Thomas	2-3-1	8	5-3-1	–
1940	Frank W. Thomas	4-2	4	7-2	–
1941	Frank W. Thomas	5-2	3	9-2	Cotton
1942	Frank W. Thomas	4-2	5	8-3	Orange
1943	No Team	–	–	–	–
1944	Frank W. Thomas	3-1-2	3t	5-2-2	Sugar
1945	Frank W. Thomas	6-0	1	10-0	Rose
1946	Frank W. Thomas	4-3	6	7-4	–
1947	H.D. "Red" Drew	5-2	3	8-3	Sugar
1948	H.D. "Red" Drew	4-4-1	6t	6-4-1	–
1949	H.D. "Red" Drew	4-3-1	6	6-3-1	–
1950	H.D. "Red" Drew	6-2	3	9-2	–
1951	H.D. "Red" Drew	3-5	7t	5-6	–
1952	H.D. "Red" Drew	4-2	4	4-2	Orange
1953	H.D. "Red" Drew	4-0-3	1	6-3-3	Cotton
1954	H.D. "Red" Drew	3-3-2	6t	4-5-2	–
1955	J.B. "Ears" Whitworth	0-7	12	0-10	–
1956	J.B. "Ears" Whitworth	2-5	8t	2-7-1	–
1957	J.B. "Ears" Whitworth	1-6-1	11	2-7-1	–
1958	Paul "Bear" Bryant	3-4-1	6t	5-4-1	–
1959	Paul "Bear" Bryant	4-1-2	4	7-2-2	Liberty
1960	Paul "Bear" Bryant	5-1-1	3	8-1-2	Bluebonnet
1961	Paul "Bear" Bryant	7-0	1t	11-0	Sugar
1962	Paul "Bear" Bryant	6-1	2	10-1	Orange
1963	Paul "Bear" Bryant	6-2	3	9-2	Sugar
1964	Paul "Bear" Bryant	8-0	1	10-1	Orange
1965	Paul "Bear" Bryant	6-1-1	1	9-1-1	Orange
1966	Paul "Bear" Bryant	6-0	1t	11-0	Sugar
1967	Paul "Bear" Bryant	5-1	2	8-2-1	Cotton
1968	Paul "Bear" Bryant	4-2	3t	8-3	Gator
1969	Paul "Bear" Bryant	2-4	8	6-5	Liberty
1970	Paul "Bear" Bryant	3-4	7t	6-5-1	Bluebonnet
1971	Paul "Bear" Bryant	7-0	1	11-1	Orange
1972	Paul "Bear" Bryant	7-1	1	10-2	Cotton
1973	Paul "Bear" Bryant	8-0	1	11-1	Sugar
1974	Paul "Bear" Bryant	6-0	1	11-1	Orange
1975	Paul "Bear" Bryant	6-0	1	11-1	Sugar
1976	Paul "Bear" Bryant	5-2	3	9-3	Liberty
1977	Paul "Bear" Bryant	7-0	1t	11-1	Sugar
1978	Paul "Bear" Bryant	6-0	1	11-1	Sugar
1979	Paul "Bear" Bryant	6-0	1	12-0	Sugar
1980	Paul "Bear" Bryant	5-1	2t	10-2	Cotton
1981	Paul "Bear" Bryant	6-0	1t	9-2-1	Cotton
1982	Paul "Bear" Bryant	3-3	6t	8-4	Liberty
1983	Ray Perkins	4-2	3t	8-4	Sun
1984	Ray Perkins	2-4	7t	5-6	–
1985	Ray Perkins	4-1-1	2t	9-2-1	Aloha
1986	Ray Perkins	4-2	2t	10-3	Sun
1987	Bill Curry	4-2	4t	7-5	Hall of Fame
1988	Bill Curry	4-3	4t	9-3	Sun
1989	Bill Curry	6-1	1t	10-2	Sugar
1990	Gene Stallings	5-2	2t	7-5	Fiesta
1991	Gene Stallings	6-1	2	11-1	Blockbuster
1992	Gene Stallings	8-0	1	13-0	Sugar
1993	Gene Stallings	# 0-8	–	# 1-12	Gator
1994	Gene Stallings	8-0	1-W	12-1	Citrus
1995	Gene Stallings	5-3	–	8-3	–
1996	Gene Stallings	6-2	1-W	10-3	Outback
1997	Mike DuBose	2-6	T5-W	4-7	–
1998	Mike DuBose	4-4	3-W	7-5	Music City
1999	Mike DuBose	7-1	1-W	10-3	Orange
2000	Mike DuBose	3-5	6-W	3-8	–
2001	Dennis Franchione	4-4	T3-W	7-5	Independence
2002	Dennis Franchione	6-2	–	10-3	–
2003	Mike Shula	2-6	–	4-9	–
2004	Mike Shula	3-5	T3-W	6-6	Music City
2005	Mike Shula	0-2	6-W	0-2	Cotton
	(Originally 10-2 with 10 wins vacated by NCAA ruling)				
2006	Mike Shula	0-6	6-W	0-7	Independence
	(Originally 6-7 with 6 wins vacated by NCAA ruling)				
2007	Nick Saban	1-4	5-W	2-6	Independence
	(Originally 7-6 with 5 wins vacated by NCAA ruling)				
2008	Nick Saban	8-0	1-W	12-2	Sugar
2009	Nick Saban	8-0	1-W	14-0	BCS NCG
2010	Nick Saban	5-3	4-W	10-3	Capital One
2011	Nick Saban	7-1	2-W	12-1	BCS NCG
2012	Nick Saban	7-1	1-W	13-1	BCS NCG
2013	Nick Saban	7-1	2-W	11-2	Sugar
2014	Nick Saban	7-1	1-W	12-2	Sugar

Includes forfeits imposed by NCAA

BOWL RESULTS (34-24-3)

Bowl	Opponent	Result	Date
Rose	Washington	W 20-19	1-1-26
Rose	Stanford	T 7-7	1-1-27
Rose	Washington State	W 24-0	1-1-31
Rose	Stanford	W 29-13	1-1-35
Rose	California	L 13-0	1-1-38
Cotton	Texas A&M	W 29-21	1-1-42
Orange	Boston College	W 37-21	1-1-43
Sugar	Duke	L 26-29	1-1-45
Rose	Southern Cal	W 34-14	1-1-46
Sugar	Texas	L 7-27	1-1-48
Orange	Syracuse	W 61-6	1-1-53
Cotton	Rice	L 6-28	1-1-54
Liberty	Penn State	L 0-7	12-9-59
Bluebonnet	Texas	T 3-3	12-17-60
Sugar	Arkansas	W 10-3	1-1-62
Orange	Oklahoma	W 17-0	1-1-63
Sugar	Ole Miss	W 12-7	1-1-64
Orange	Texas	L 17-21	1-1-65
Orange	Nebraska	W 39-28	1-1-66
Sugar	Nebraska	W 34-7	1-2-67
Cotton	Texas A&M	L 16-20	1-1-68
Gator	Missouri	L 10-35	12-28-68
Liberty	Colorado	L 33-47	12-13-69
Bluebonnet	Oklahoma	T 24-24	12-31-70
Orange	Nebraska	L 6-38	1-1-72
Cotton	Texas	L 13-17	1-1-73
Sugar	Notre Dame	L 23-24	1-1-74
Orange	Notre Dame	L 11-13	1-1-75
Sugar	Penn State	W 13-6	12-31-75
Liberty	UCLA	W 36-6	12-20-76
Sugar	Ohio State	W 35-6	1-2-78
Sugar	Penn State	W 14-7	1-1-79
Sugar	Arkansas	W 24-9	1-1-80
Cotton	Baylor	W 30-2	1-1-81
Cotton	Texas	L 12-14	1-1-82
Liberty	Illinois	W 21-15	12-29-82
Sun	Southern Methodist	W 28-7	12-24-83
Aloha	Southern Cal	W 24-3	12-28-85
Sun	Washington	W 28-6	12-25-86
Hall of Fame	Michigan	L 24-28	1-2-88
Sun	Army	W 29-28	12-29-88
Sugar	Miami (Florida)	L 25-33	1-1-90
Fiesta	Louisville	L 7-35	1-1-91
Blockbuster	Colorado	W 30-25	12-28-91
Sugar	Miami (Florida)	W 34-13	1-1-93
Gator	North Carolina	W 24-10	12-31-93
Citrus	Ohio State	W 24-17	1-2-95
Outback	Michigan	W 17-14	1-1-97
Music City	Virginia Tech	L 7-38	12-29-98
Orange	Michigan	L 34-35 (OT)	1-1-00
Independence	Iowa State	W 14-13	12-27-01
Music City	Minnesota	L 16-20	12-31-04
Cotton	Texas Tech	W 13-10	1-2-06
Independence	Oklahoma State	L 31-34	12-28-06
Independence	Colorado	W 30-24	12-30-07
Sugar	Utah	L 17-31	1-2-09
BCS NCG	Texas	W 37-21	1-7-10
Capital One Bowl	Michigan State	W 49-7	1-1-11
BCS NCG	LSU	W 21-0	1-9-12
BCS NCG	Notre Dame	W 42-14	1-7-13
Sugar	Oklahoma	L 31-45	1-2-14
Sugar	Ohio State	L 35-42	1-1-15

2015 SCHEDULE

Sept. 5	TEXAS-EL PASO (2:30 CT – CBS)	ARK leads 2-0
Sept. 12	TOLEDO (Little Rock, 3:00 CT – SECNA)	First meeting
Sept. 19	TEXAS TECH (6:00 CT – ESPN2)	ARK leads 29-7
Sept. 26	Texas A&M (Arlington)*	ARK leads 41-27-3
Oct. 3	at Tennessee*	UT leads 13-4
Oct. 10	at Alabama*	UA leads 17-8
Oct. 24	AUBURN*	AU leads 13-10-1
Oct. 31	UT MARTIN	First meeting
Nov. 7	at Ole Miss*	ARK leads 33-27-1
Nov. 14	at LSU*	LSU leads 37-21-2
Nov. 21	MISSISSIPPI STATE*	ARK leads 15-9-1
Nov. 27	MISSOURI* (1:30 CT – CBS)	Mizzou leads 4-2

*SEC Game

University of Arkansas
Razorback Quick Facts

LOCATION: Fayetteville, Arkansas

FOUNDED: March 27, 1871

ENROLLMENT: 26,237

NICKNAME: Razorbacks

COLORS: Cardinal and White

STADIUMS:
Fayetteville: Donald W. Reynolds Razorback Stadium (72,000)
Little Rock: War Memorial Stadium (54,120)

PLAYING SURFACE: Synthetic Powerblade 2.5 (Fayetteville)
Field Turf (Little Rock)

FIRST GAME: Sept. 24, 1938 – Arkansas 27, Oklahoma A&M 7

HOME RECORD: 469-192-15 (.705)

HOME ATTENDANCE: 399,124 (66,521 avg./92.39% Capacity)

ALL-TIME RECORD: 694-475-40 (.591/1,209 games)

2014 RECORD: 7-6 (5-2 H, 1-3 A, 1-1 N, 2-4 vs. Western Division)

2014 SEC RECORD/FINISH: 2-6/7th SEC West

SEC CHAMPIONSHIPS: 0

BOWL: Texas Bowl, Houston, Texas (Arkansas 31, Texas 7)

BOWL APPEARANCES: 40

BOWL RECORD: 14-23-3 (.388)

LAST BOWL APPEARANCE: Texas Bowl, Houston, Texas (defeated Texas, 31-7, Dec. 29, 2014)

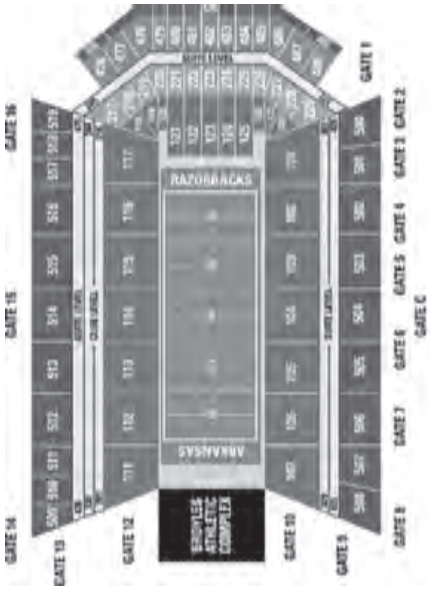

DR. DAN FERRITOR
Interim Chancellor
(Rockhurst, '62)

SHARON HUNT
Faculty Representative
(Arkansas, '73)

JEFF LONG
Vice Chancellor/ Athletics Director
(Ohio Wesleyan, '82)

BRET BIELEMA
Head Football Coach
(Iowa, '92)

BRET BIELEMA

YEAR-BY-YEAR

Year	School	Conf.	Pct.	All	Pct.	Bowl
2006	Wisconsin	7-1	.875	12-1	.923	Capital One
2007	Wisconsin	5-3	.625	9-4	.692	Outback
2008	Wisconsin	3-5	.375	7-6	.538	Champs Sports
2009	Wisconsin	5-3	.625	10-3	.769	Champs Sports
2010	Wisconsin	7-1	.875	11-2	.846	Rose
2011	Wisconsin	6-2	.750	11-3	.786	Rose
2012	Wisconsin	4-4	.500	8-5	.615	*Rose
2013	Arkansas	0-8	.000	3-9	.250	
2014	Arkansas	2-6	.250	7-6	.538	Texas
TOTALS		**39-33**	**.542**	**78-39**	**.666**	**9 Years**
Arkansas Record		**2-14**	**.125**	**10-15**	**.400**	**2 Years**
BOWL RECORD:		3-4	.429			

* did not coach team in bowl game

HOMETOWN: Prophetstown, Ill.

ALMA MATER: Iowa (1992)

PLAYING CAREER: A defensive tackle at Iowa, he lettered from 1989-92, helping the Hawkeyes win the 1990 Big Ten championship, and was team captain as a senior.

COACHING EXPERIENCE: Graduate Assistant – Iowa 1994-95; Linebackers – Iowa 1996-2001; co-Defensive Coordinator/Linebackers – Kansas State 2002-03; Defensive Coordinator/Linebackers – Wisconsin 2004-05; Head Coach – Wisconsin, 2006-12; Head Coach – Arkansas, Dec. 2012-Present

COACHING ACHIEVEMENTS: 2012 Big Ten Championship; 2011 Big Ten Championship; 2010 Big Ten Championship; 2003 Big 12 Championship

BORN: Jan. 13, 1970

WIFE: Jen

ASSISTANT COACHES

DAN ENOS (Michigan State, 1991) Offensive Coordinator/Quarterbacks – 1st Year

ROBB SMITH (Allegheny College, 1997) Defensive Coordinator/Secondary – 2nd Year

SAM PITTMAN (Pittsburg State, 1986) Assoc. HC/Recruiting Coord./Offensive Line – 3rd Year

JEMAL SINGLETON (Air Force, 1999) Running Backs/Special Teams Coord. – 1st Year

VERNON HARGREAVES (Connecticut, 1986) Linebackers – 1st Year

CLAY JENNINGS (North Texas, 1996) Defensive Backs – 2nd Year

BARRY LUNNEY JR. (Arkansas, 1996) Tight Ends – 3rd Year

RORY SEGREST (Alabama, 1996) Defensive Line/Specialists – 2nd Year

MICHAEL SMITH (Kansas State, 1995) Wide Receivers – 3rd Year

SUPPORT STAFF

BEN HERBERT (Wisconsin, 2002) Head Strength and Conditioning Coach

MARK TAURISANI (SUNY Fredonia, 2003) Assistant Athletics Director for Football Operations

BOBBY ALLEN (Virginia Tech, 1983) Director of High School and NFL Relations

RETURNING OFFENSIVE STARTERS

No.	Name	POS	CLASS	HT	WT	EXP	Hometown/Last School
10	Brandon Allen	QB	Sr.	6-2	210	3L	Fayetteville, Ark./Fayetteville HS
70	Dan Skipper	OL	Jr.	6-10	331	2L	Arvada, Colo./Ralston Valley HS
73	Sebastian Tretola	OL	Sr.	6-5	334	1L	San Bernardino, Calif./Iowa Western CC/Cajon HS
65	Mitch Smothers	OL	Sr.	6-3	322	3L	Springdale, Ark./Springdale HS
55	Denver Kirkland	OL	Jr.	6-5	345	2L	Miami, Fla./Booker T. Washington HS
32	Jonathan Williams	RB	Sr.	6-0	223	3L	Allen, Texas/Allen HS
84	Hunter Henry	TE	Jr.	6-5	253	2L	Little Rock, Ark./Pulaski Academy
4	Keon Hatcher	WR	Sr.	6-2	210	3L	Owasso, Okla./Owasso HS
81	Cody Hollister	WR	Jr.	6-4	208	1L	Bend, Ore./Arizona Western/Mountain View HS

RETURNING DEFENSIVE STARTERS

No.	Name	POS	CLASS	HT	WT	EXP	Hometown/Last School
6	JaMichael Winston	DL	Jr.	6-4	262	2L	Pritchard, Ala. (Vigor HS)
94	Taiwan Johnson	DL	Jr.	6-2	290	1L	Manvel, Texas (Manvel HS)
51	Brooks Ellis	LB	Jr.	6-2	242	2L	Fayetteville, Ark. (Fayetteville HS)
29	Jared Collins	DB	Jr.	5-11	172	2L	Tulsa, Okla. (Booker T. Washington HS)
2	D.J. Dean	DB	Jr.	5-11	200	2L	Newton, Texas (Newton HS)
26	Rohan Gaines	DB	Sr.	5-11	195	3L	Bainbridge, Ga. (Bainbridge HS)

STARTERS LOST

Name	POS	CLASS	HT	WT
Brey Cook	OG	Sr.	6-7	314
AJ Derby	TE	Sr.	6-5	255
Darius Philon	DT	So.	6-2	272
Trey Flowers	DE	Sr.	6-3	270
Braylon Mitchell	LB	Sr.	6-2	234
Martrell Spaight	LB	Sr.	6-2	231
Alan Turner	S	Sr.	5-11	210
Alan D'Appollonio	SNP	Sr.	6-2	236
Sam Irwin-Hill	P/K	Sr.	6-2	203

RETURNING STATISTICAL LEADERS

RUSHING:	G	ATT	YDS	AVG	TD	YPG
J. Williams	13	211	1,190	5.6	12	91.5
Alex Collins	13	204	1,100	5.4	12	84.6

PASSING:	G	EFF	C-A-I	PCT	YDS	TD	YPG
B. Allen	13	129.19	190-339-5	56.0	2,285	20	175.8

RECEIVING:	G	REC	YDS	AVG	TD	YPG
Keon Hatcher	13	43	558	13.0	6	42.9
Hunter Henry	13	37	513	13.9	2	39.5

KO RETURNS:	NO	YDS	AVG	TD	LG
Keon Hatcher	6	139	23.2	0	47
Alex Collins	4	113	28.2	0	39

INTERCEPTIONS:	NO	YDS	AVG	TD	LG
D.J. Dean	2	9	4.5	0	9
Henre' Toliver	2	46	23.0	0	46
Brooks Ellis	2	63	31.5	0	36
Tevin Mitchel	2	-7	-3.5	0	0

TACKLES:	TOTAL	TFL	SACKS	INT	PBU	FF-FR
Brooks Ellis	72	5.5-13	0.5-4	2-63	5	2-0
Rohan Gaines	59	1.0-4	–	1-100	5	1-1
Jared Collins	53	4.0-23	1.0-18	–	13	1-0
Josh Williams	29	1.5-7	1.0-7	–	–	0-0
Taiwan Johnson	26	8.0-45	4.5-35	–	–	0-2

2014 RESULTS

7-6 Overall • 2-6 SEC

Home: 5-2 Away: 1-3 vs. Neutral: 1-1 vs. Division: 2-4 vs. Top 25: 2-6

Aug. 30	[--/rv]	at Auburn* (6/5)	87,451	L	21-45
Sept. 6		NICHOLLS	63,108	W	73-7
Sept. 13		at Texas Tech	60,277	W	49-28
Sept. 20	[rv/rv]	NORTHERN ILLINOIS	67,204	W	52-14
Sept. 27	[rv/rv]	vs. Texas A&M* (6/7)	68,113	L	28-35 OT
Oct. 11	[rv/rv]	ALABAMA* (7/7)	72,337	L	13-14
Oct. 18	[rv/--]	GEORGIA* (Little Rock) (10/10)	54,959	L	32-45
Oct. 25		UAB	61,800	W	45-17
Nov. 1		at Miss. State* (1/1)	62,307	L	10-17
Nov. 15		LSU* (20/20)	70,165	W	17-0
Nov. 22	[rv/rv]	OLE MISS* (8/8)	64,510	W	30-0
Nov. 28	[rv/rv]	at Missouri* (17/17)	71,168	L	14-21
Dec. 29		vs. Texas	71,115	W	31-7
		Texas Bowl; Houston, Texas			

[AP/Coaches] – Denotes team ranking at the time of the game; (AP/Coaches) – Denotes opponent ranking at the time of the game

ARKANSAS Team Information

BASIC OFFENSE: Multiple

BASIC DEFENSE: 4-3

LETTERMEN RETURNING: 49

OFFENSE: 23

DEFENSE: 24

SPECIALTY: 2

LETTERMEN LOST: 22

OFFENSE: 9

DEFENSE: 10

SPECIALTY: 3

STARTERS RETURNING: 16

OFFENSE: 9

DEFENSE: 6

SPECIALTY: 1

STARTERS LOST: 9

OFFENSE: 2

DEFENSE: 5

SPECIALTY: 2

NOTE: Specialists include punter and place-kicker only.

ALL-STAR CANDIDATES

Brandon ALLEN

Senior • QB • 6-2 • 210 • Fayetteville, Ark.

- Among active SEC QBs he ranks first in career starts (25), second in passing yards (4,023) and third in passing TDs (34)
- Ranks sixth in school history with 34 career touchdown passes
- Passed for 2,285 yards, 20 touchdowns and just five interceptions in 2014
- His 20 touchdowns ranked sixth in single-season school history
- Threw just five interceptions, the fewest in the SEC and tied for the third fewest in the FBS by a QB that started every game

Jonathan WILLIAMS

Senior • RB • 6-0 • 224 • Allen, Texas

- Second Team AP All-SEC selection in 2014 and an Earl Campbell Award semifinalist
- Enters the 2015 campaign ranked 10th in school history in career rushing (2,321 yards)
- Rushed for 1,190 yards and 12 touchdowns in 2014, joining Alex Collins as the only pair of FBS teammates to top 1,000 yards
- His 1,190 yards last season ranked eighth in single-season school history
- 2015 preseason All-SEC third team selection by Phil Steele

Hunter HENRY

Junior • TE • 6-5 • 250 • Little Rock, Ark.

- Second team All-SEC selection by the league's coaches in 2014
- Caught 37 passes for 513 yards and two touchdowns as a sophomore
- Receptions and receiving yard totals both ranked third in the SEC among tight ends
- One of only two tight ends in the SEC to tally a 100-plus yard receiving game when he caught seven passes for 110 yards at No. 1 Mississippi State
- 2015 preseason All-American fourth team and All-SEC third team selection by Phil Steele

Brooks ELLIS

Junior • LB • 6-2 • 237 • Fayetteville, Ark.

- Moves to the highly productive Will linebacker position in Robb Smith's defense
- Ranked second on the team with 72 tackles and two interceptions as the Mike linebacker last season
- Also posted 5.5 tackles for loss, five pass breakups and two forced fumbles
- Has played in 23 games in his first two seasons in Fayetteville and totaled 105 career tackles

2015 ALPHABETICAL ROSTER

No.	Name	POS	HT	WT	CL/EXP	Hometown
8	Austin Allen	QB	6-1	210	So.-1L	Fayetteville, Ark.
10	Brandon Allen	QB	6-2	210	Sr.-3L	Fayetteville, Ark.
50	Josh Allen	OL	6-2	300	Fr.-HS	Jacksonville, Fla.
16	Troy Allison	QB	6-1	185	Fr.-RS	McGregor, Texas
19	Anthony Antwine	TE	6-4	230	So.-1L	Plano, Texas
37	Toby Baker	P	6-3	202	Jr.-SQ	Memphis, Tenn.
97	Tevin Beanum	DL	6-4	280	So.-1L	Forrest City, Ark.
68	Austin Beck	OL	6-7	325	Sr.-1L	Nowata, Okla.
40	Jamario Bell	DL	6-5	253	Fr.-HS	Junction City, Ark.
69	Cordale Boyd	DL	6-3	282	Jr.-2L	Memphis, Tenn.
53	Anthony Brown	DL	6-3	270	So.-1L	Miami, Fla.
44	Austin Cantrell	TE	6-4	250	Fr.-HS	Roland, Okla.
18	Cameron Colbert	WR	6-1	205	Fr.-RS	Little Rock, Ark.
20	De'Andre Coley	DB	6-1	202	So.-1L	Miami, Fla.
3	Alex Collins	RB	5-11	215	Jr.-2L	Fort Lauderdale, Fla.
29	Jared Collins	DB	5-11	172	Jr.-2L	Tulsa, Okla.
45	Tyler Colquitt	FB	5-10	241	Fr.-RS	Little Rock, Ark.
1	Jared Cornelius	WR	5-11	202	So.-1L	Shreveport, La.
8	Nate Dalton	DB	6-3	197	Fr.-HS	Baton Rouge, La.
59	Marcus Danenhauer	OL	6-4	312	Sr.-SQ	Bentonville, Ark.
39	Juan Day	RB	6-1	206	Fr.-RS	North Little Rock, Ark.
98	Daytrieon Dean	DL	6-3	265	Fr.-HS	Fort Smith, Ark.
2	D.J. Dean	DB	5-11	202	Jr.-2L	Newton, Texas
25	Matt Dodson	DB	5-10	202	So.-SQ	McKinney, Texas
6	Kendrick Edwards	WR	6-5	212	So.-1L	Miami, Fla.
51	Brooks Ellis	LB	6-2	242	Jr.-2L	Fayetteville, Ark.
56	Matt Emrich	LS	6-3	191	Jr.-2L	El Dorado, Ark.
35	Dwayne Eugene	LB	6-1	235	So.-1L	Marrero, La.
25	Denzell Evans	RB	5-11	222	So.-1L	Houston, Texas
16	Cornelius Floyd	DB	5-11	172	So.-1L	Miami, Fla.
91	Hjalte Froholdt	DL	6-4	299	Fr.-HS	Svendborg, Denmark
26	Rohan Gaines	DB	5-11	195	Sr.-3L	Bainbridge, Ga.
62	Johnny Gibson	OL	6-4	330	Fr.-RS	Dumas, Ark.
32	Drew Gorton	LS	6-0	210	Sr.-SQ	Fayetteville, Ark.
11	Will Gragg	TE	6-4	255	Fr.-HS	Dumas, Ark.
18	Derrick Graham	LB	6-4	247	Fr.-HS	Gainesville, Fla.
23	Dre Greenlaw	LB	6-0	222	Fr.-HS	Fayetteville, Ark.
27	Khalia Hackett	LB	6-2	220	So.-1L	Douglasville, Ga.
95	Jake Hall	DL	6-5	270	Fr.-RS	Springdale, Ark.
71	Jackson Hannah	OL	6-2	293	Fr.-RS	Bentonville, Ark.
41	Josh Hannah	LB	5-10	212	Fr.-RS	Pine Bluff, Ark.
4	Keon Hatcher	WR	6-2	210	Sr.-3L	Owasso, Okla.
14	Eric Hawkins	WR	5-11	180	Jr.-2L	Longview, Texas
9	Cole Hedlund	K	5-10	165	Fr.-RS	Argyle, Texas
84	Hunter Henry	TE	6-5	253	Jr.-2L	Little Rock, Ark.
93	DeMarcus Hodge	DL	6-1	340	Sr.-3L	Monroe, La.
81	Cody Hollister	WR	6-4	208	Jr.-1L	Bend, Ore.
78	Bijhon Jackson	DL	6-2	325	So.-1L	El Dorado, Ark.
74	Colton Jackson	OL	6-6	295	Fr.-HS	Conway, Ark.
42	Kendrick Jackson	LB	6-0	240	Fr.-HS	Haynesville, La.
8	Blake Johnson	P	6-0	185	Fr.-HS	Long Beach, Calif.
94	Taiwan Johnson	DL	6-2	290	Jr.-1L	Manvel, Texas
41	Chris Jones	FB	5-11	235	So.-1L	DeQueen, Ark.
38	Byron Keaton	DB	5-10	174	Fr.-HS	Camden, Ark.

No.	Name	POS	HT	WT	CL/EXP	Hometown
55	Denver Kirkland	OL	6-5	345	Jr.-2L	Miami, Fla.
54	Reeve Koehler	OL	6-3	331	So.-SQ	Kailua, Hawai'i
36	Jack Kraus	TE	6-5	235	Fr.-RS	Bentonville, Ark.
55	Jeremiah Ledbetter	DL	6-3	280	Jr.-TR	Orlando, Fla.
99	Brandon Lewis	DL	6-4	279	Jr.-2L	Memphis, Tenn.
28	Josh Liddell	DB	6-1	210	So.-1L	Pine Bluff, Ark.
89	Mitchell Loewen	DL	6-5	275	Sr.-3L	Lahaina, Hawai'i
24	Ryder Lucas	DB	6-0	189	Fr.-RS	The Woodlands, Texas
52	George Madden	LS	6-1	226	Fr.-HS	Blanchard, Okla.
90	Ke'Tyrus Marks	DL	6-2	295	So.-SQ	West Palm Beach, Fla.
48	Adam McFain	K	6-0	187	Jr.-1L	Greenwood, Ark.
13	Davyon McKinney	DB	6-1	215	Sr.-3L	Forrest City, Ark.
31	Connor McPherson	RB	5-7	205	So.-SQ	The Woodlands, Texas
79	Jalen Merrick	OL	6-4	339	Fr.-HS	Oak Hill, Fla.
22	Reid Miller	DB	5-9	193	Fr.-HS	Hollidaysburg, Pa.
7	Damon Mitchell	WR	6-2	207	So.-SQ	Egg Harbor City, N.J.
80	Drew Morgan	WR	6-0	195	Jr.-2L	Greenwood, Ark.
15	CJ O'Grady	TE	6-4	240	Fr.-HS	Fayetteville, Ark.
9	Rafe Peavey	QB	6-2	204	Fr.-RS	Bolivar, Mo.
88	La'Michael Pettway	WR	6-2	205	Fr.-HS	Nashville, Ark.
34	Tyler Phillips	LB	6-1	222	Fr.-HS	North Little Rock, Ark.
10	Ryan Pulley	DB	6-0	197	Fr.-HS	Fort Myers, Fla.
72	Frank Ragnow	OL	6-5	312	So.-1L	Chanhassen, Minn.
9	Santos Ramirez	DB	6-2	202	Fr.-RS	Shreveport, La.
87	Dominique Reed	WR	6-2	172	Jr.-TR	Camden, Ark.
40	Matt Reynolds	LB	6-1	215	So.-SQ	McKinney, Texas
30	Kevin Richardson	DB	6-0	175	So.-1L	Jacksonville, Ark.
17	Jojo Robinson	WR	5-11	190	Fr.-RS	Miami, Fla.
96	Karl Roesler	DL	6-1	255	So.-1L	Louisville, Ky.
75	Zach Rogers	OL	6-1	310	Fr.-HS	Carrollton, Texas
82	Luke Rossi	WR	5-11	203	Fr.-RS	Edmond, Okla.
42	Lane Saling	K	5-8	165	So.-SQ	Owasso, Okla.
29	Chris Saunders	WR	5-11	195	Jr.-SQ	Dallas, Texas
70	Dan Skipper	OL	6-10	331	Jr.-2L	Arvada, Colo.
92	T.J. Smith	DL	6-3	283	Fr.-HS	Badin, N.C.
65	Mitch Smothers	OL	6-3	322	Sr.-3L	Springdale, Ark.
83	Jeremy Sprinkle	TE	6-6	255	Jr.-2L	White Hall, Ark.
13	Deon Stewart	WR	5-11	165	Fr.-HS	Highland, Ark.
5	Ty Storey	QB	6-2	215	Fr.-HS	Charleston, Ark.
7	Willie Sykes	DB	6-0	180	Fr.-HS	Houston, Texas
57	Nicholas Thomas-Smith	LB	5-10	225	Jr.-SQ	Chesterfield, Mo.
31	Scotty Thurman	DB	5-11	210	Jr.-SQ	Pine Bluff, Ark.
5	Henre' Toliver	DB	6-1	186	So.-1L	Marrero, La.
73	Sebastian Tretola	OL	6-5	334	Sr.-1L	San Bernardino, Calif.
47	John Tyson	FB	5-10	216	Fr.-RS	El Dorado, Ark.
46	Alex Voelzke	TE	6-5	253	Sr.-3L	Longview, Texas
24	Kody Walker	FB	6-2	256	Sr.-2L	Jefferson City, Mo.
60	Brian Wallace	OL	6-6	317	Fr.-RS	Florissant, Mo.
49	Armon Watts	DL	6-5	304	Fr.-RS	St. Louis, Mo.
32	Jonathan Williams	RB	6-0	223	Sr.-3L	Allen, Texas
21	Josh Williams	LB	6-1	237	Jr.-1L	Ft. Lauderdale, Fla.
22	Rawleigh Williams III	RB	5-10	215	Fr.-HS	Dallas, Texas
6	JaMichael Winston	DL	6-4	262	Jr.-2L	Pritchard, Ala.
48	Deatrich Wise Jr.	DL	6-5	272	Jr.-2L	Carrollton, Texas

YEAR-BY-YEAR RECORDS

Year	Coach	SEC	SEC Finish	Overall	Bowls
1894	John C. Futrall			2-1	
1895	John C. Futrall			1-0	
1896	John C. Futrall			2-1	
1897	B.N. Wilson			2-0-1	
1898	B.N. Wilson			2-1	
1899	Colbert Searles			3-1-1	
1900	Colbert Searles			2-1-1	
1901	Charles Thomas			3-5	
1902	Charles Thomas			6-3	
1903	D.A. McDaniel			3-4	
1904	A.D. Brown			4-3	
1905	A.D. Brown			2-6	
1906	F.C. Longman			2-4-2	
1907	F.C. Longman			3-4-1	
1908	Hugo Bezdek			5-4	
1909	Hugo Bezdek			7-0	
1910	Hugo Bezdek			7-1	
1911	Hugo Bezdek			6-2-1	
1912	Hugo Bezdek			4-6	
1913	E.T. Pickering			7-2	
1914	E.T. Pickering			4-5	
1915	T.T. McConnell	1-1	2t	4-2-1	
1916	T.T. McConnell	0-2	5t	4-4	
1917	Norman Paine	0-1-1	6	5-1-1	
1918	Norman Paine	0-1	6t	3-2	
1919	J.B. Craig	1-2	5	3-4	
1920	G.W. McLaren	2-0-1	2	3-2-2	
1921	G.W. McLaren	2-1	3	5-3-1	
1922	Francis Schmidt	1-3	6	5-4	
1923	Francis Schmidt	2-2	4t	6-2-1	
1924	Francis Schmidt	1-2-1	7	7-2-1	
1925	Francis Schmidt	2-2-1	4t	4-4-1	
1926	Francis Schmidt	2-2	3t	5-5	
1927	Francis Schmidt	3-1	3	8-1	
1928	Francis Schmidt	3-1	2	7-2	
1929	Fred Thomsen	3-2	3	7-2	
1930	Fred Thomsen	2-2	5	3-6	
1931	Fred Thomsen	0-4	7	3-5-1	
1932	Fred Thomsen	1-4	7	1-6-2	
1933	Fred Thomsen	4-1	1	7-3-1	Dixie
1934	Fred Thomsen	2-3-1	5	4-4-2	–
1935	Fred Thomsen	2-4	5	5-5	–
1936	Fred Thomsen	5-1	1	7-3	–
1937	Fred Thomsen	3-2-1	3	6-2-2	–
1938	Fred Thomsen	1-5	6t	2-7-1	–
1939	Fred Thomsen	2-3-1	5	4-5-1	–
1940	Fred Thomsen	1-5	6	4-6	–
1941	Fred Thomsen	0-6	7	3-7	–
1942	George Cole	0-6	7	3-7	–
1943	John Tomlin	1-4	5t	2-7	–
1944	Glen Rose	2-2-1	3	5-5-1	–
1945	Glen Rose	1-5	7	3-7	–
1946	John Barnhill	5-1	1t	6-3-2	Cotton
1947	John Barnhill	1-4-1	5t	6-4-1	Dixie
1948	John Barnhill	2-4	5	5-5	–
1949	John Barnhill	2-4	6	5-5	–
1950	Otis Douglas	1-5	7	2-8	–
1951	Otis Douglas	2-4	6	5-5	–
1952	Otis Douglas	1-5	7	2-8	–
1953	Bowden Wyatt	2-4	5	3-7	–
1954	Bowden Wyatt	5-1	1	8-3	Cotton
1955	Jack Mitchell	3-2-1	4	5-4-1	–
1956	Jack Mitchell	3-3	4	6-4	–
1957	Jack Mitchell	2-4	5t	6-4	–
1958	Frank Broyles	2-4	5t	4-6	–
1959	Frank Broyles	5-1	1t	9-2	Gator
1960	Frank Broyles	6-1	1	8-3	Cotton
1961	Frank Broyles	6-1	1t	8-3	Sugar
1962	Frank Broyles	6-1	2	9-2	Sugar
1963	Frank Broyles	3-4	4	5-5	–
1964	Frank Broyles	7-0	1	11-0	Cotton
1965	Frank Broyles	7-0	1	10-1	Cotton
1966	Frank Broyles	5-2	2t	8-2	–
1967	Frank Broyles	3-3-1	5	4-5-1	–
1968	Frank Broyles	6-1	1t	10-1	Sugar
1969	Frank Broyles	6-1	2	9-2	Sugar
1970	Frank Broyles	6-1	2	9-2	–
1971	Frank Broyles	5-1-1	2	8-3-1	Liberty
1972	Frank Broyles	3-4	4t	6-5	–
1973	Frank Broyles	3-3-1	4t	5-5-1	–
1974	Frank Broyles	3-3-1	4t	6-4-1	–
1975	Frank Broyles	6-1	1t	10-2	Cotton
1976	Frank Broyles	3-4-1	6	5-5-1	–
1977	Lou Holtz	7-1	2	11-1	Orange
1978	Lou Holtz	6-2	2t	9-2-1	Fiesta
1979	Lou Holtz	7-1	1t	10-2	Sugar
1980	Lou Holtz	3-5	6t	7-5	Hall of Fame
1981	Lou Holtz	5-3	4	8-4	Gator
1982	Lou Holtz	5-2-1	3	9-2-1	Bluebonnet
1983	Lou Holtz	4-4	5	6-5	–
1984	Ken Hatfield	5-3	3t	7-4-1	Liberty
1985	Ken Hatfield	6-2	2t	10-2	Holiday
1986	Ken Hatfield	6-2	2t	9-3	Orange
1987	Ken Hatfield	5-2	2t	9-4	Liberty
1988	Ken Hatfield	7-0	1	10-2	Cotton
1989	Ken Hatfield	7-1	1	10-2	Cotton
1990	Jack Crowe	1-7	7	3-8	–
1991	Jack Crowe	5-3	2t	6-6	Independence
1992	Jack Crowe/Joe Kines	3-4-1	4-W	3-7-1	–
1993	Danny Ford	#4-3-1	2-W	#6-4-1	–
1994	Danny Ford	2-6	T4-W	4-7	–
1995	Danny Ford	6-2	1-W	8-5	Carquest
1996	Danny Ford	2-6	5-W	4-7	–
1997	Danny Ford	2-6	T5-W	4-7	–
1998	Houston Nutt	6-2	T1-W	9-3	Citrus
1999	Houston Nutt	4-4	T3-W	8-4	Cotton
2000	Houston Nutt	3-5	T5-W	6-6	Las Vegas
2001	Houston Nutt	4-4	T3-W	7-5	Cotton
2002	Houston Nutt	5-3	T1-W	9-5	Music City
2003	Houston Nutt	4-4	4-W	9-4	Independence
2004	Houston Nutt	3-5	T3-W	5-6	–
2005	Houston Nutt	2-6	4-W	4-7	–
2006	Houston Nutt	7-1	1-W	10-4	Capital One
2007	Houston Nutt	4-4	T3-W	8-5	^Cotton
2008	Bobby Petrino	2-6	T4-W	5-7	–
2009	Bobby Petrino	3-5	T4-W	8-5	Liberty
2010	Bobby Petrino	6-2	T2-W	10-3	Sugar
2011	Bobby Petrino	6-2	3-W	11-2	Cotton
2012	John L. Smith	2-6	6-W	4-8	–
2013	Bret Bielema	0-8	7-W	3-9	–
2014	Bret Bielema	2-6	7-W	7-6	Texas

Includes game forfeited to Arkansas; Joined SEC in 1992
^ Reggie Herring coached the bowl game

BOWL RESULTS (14-23-3)

Bowl	Opponent	Result	Date
Dixie	Centenary	T 7-7	1-1-34
Cotton	LSU	T 0-0	1-1-47
Dixie	William & Mary	W 21-19	1-1-48
Cotton	Georgia Tech	L 6-14	1-1-55
Gator	Georgia Tech	W 14-7	1-1-60
Cotton	Duke	L 6-7	1-1-61
Sugar	Alabama	L 3-10	1-1-62
Sugar	Ole Miss	L 13-17	1-1-63
Cotton	Nebraska	W 10-7	1-1-65
Cotton	LSU	L 7-14	1-1-66
Sugar	Georgia	W 16-2	1-1-69
Sugar	Ole Miss	L 22-27	1-1-70
Liberty	Tennessee	L 13-14	12-20-71
Cotton	Georgia	W 31-10	1-1-76
Orange	Oklahoma	W 31-6	1-2-78
Fiesta	UCLA	T 10-10	12-25-78
Sugar	Alabama	L 9-24	1-1-80
Hall of Fame	Tulane	W 34-15	12-27-80
Gator	North Carolina	L 27-31	12-28-81
Bluebonnet	Florida	W 28-24	12-31-82
Liberty	Auburn	L 15-21	12-27-84
Holiday	Arizona State	W 18-17	12-22-85
Orange	Oklahoma	L 8-42	1-1-87
Liberty	Georgia	L 17-20	12-29-87
Cotton	UCLA	L 3-17	1-2-89
Cotton	Tennessee	L 27-31	1-1-90
Independence	Georgia	L 15-24	12-29-91
Carquest	North Carolina	L 10-20	12-30-95
Citrus	Michigan	L 31-45	1-1-99
Cotton	Texas	W 27-6	1-1-2000
Las Vegas	UNLV	L 14-31	12-21-00
Cotton	Oklahoma	L 3-10	1-1-01
Music City	Minnesota	L 14-29	12-30-02
Independence	Missouri	W 27-14	12-31-03
Capital One	Wisconsin	L 14-17	1-1-07
Cotton	Missouri	L 7-38	1-1-08
Liberty	East Carolina	W 20-17	1-2-10
Sugar	Ohio State	L 26-31	1-4-11
Cotton	Kansas State	W 29-16	1-6-12
Texas	Texas	W 31-7	12-29-14

2015 SCHEDULE

Sept. 5	Louisville (Atlanta, 2:30 CT – CBS)	AU leads 1-0
Sept. 12	JACKSONVILLE STATE (11:00 AM CT – SECN)	First Meeting
Sept. 19	at LSU* (2:30 CT – CBS)	LSU leads 27-21-1
Sept. 26	MISSISSIPPI STATE*	AU leads 61-25-2
Oct. 3	SAN JOSE STATE	AU leads 1-0
Oct. 15	at Kentucky* (6:00 CT – ESPN)	AU leads 25-6-1
Oct. 24	at Arkansas*	AU leads 13-10-1
Oct. 31	OLE MISS*	AU leads 29-10
Nov. 7	at Texas A&M*	A&M leads 4-1
Nov. 14	GEORGIA*	Tied 55-55-8
Nov. 21	IDAHO	AU leads 1-0
Nov. 28	ALABAMA*	UA leads 43-35-1

*SEC Game

Auburn University
Tiger Quick Facts

LOCATION: Auburn, Alabama

FOUNDED: 1856

ENROLLMENT: 25,469

NICKNAME: Tigers

COLORS: Burnt Orange (PMS 158) and Navy Blue (PMS 289)

STADIUM: Jordan-Hare Stadium (87,451)

PLAYING SURFACE: Natural Grass

FIRST GAME: Nov. 30, 1939 – Auburn 7, Florida 7

HOME RECORD: 302-75-7 (.796)

HOME ATTENDANCE: 612,157 (87,451 avg/100% Capacity)

ALL-TIME RECORD: 734-421-47 (.630/1,202 games)

2014 RECORD: 8-5 (6-1 H, 2-3 A, 0-1 N, 3-3 vs. Western Division)

2014 SEC RECORD/FINISH: 4-4/ T-4th SEC West

SEC CHAMPIONSHIPS: 8 (1957, 83, 87, 88t, 89t, 2004, 2010, 2013)

BOWL: Outback Bowl, Tampa, Fla. (Auburn 31, Wisconsin 34 OT)

BOWL APPEARANCES: 39

BOWL RECORD: 22-15-2 (.590)

LAST BOWL APPEARANCE: Outback Bowl, Tampa, Fla. (lost to Wisconsin, 31-34 OT, Jan. 1, 2015)

DR. JAY GOGUE
President
(Auburn, '69)

MARY BOUDREAUX
Faculty Representative
(LSU, '79)

JAY JACOBS
Athletics Director
(Auburn, '85)

GUS MALZAHN
Head Football Coach
(Henderson State, '90)

GUS MALZAHN

YEAR-BY-YEAR

Year	School	Conf.	Pct.	All	Pct.	Bowl
2012	Arkansas State	7-1	.875	9-3	.750	*GoDaddy.com
2013	Auburn	7-1	.875	12-2	.857	BCS NCG
2014	Auburn	4-4	.500	8-5	.615	Outback
TOTALS		**18-6**	**.750**	**29-10**	**.744**	**3 Years**
Auburn Record		**11-5**	**.688**	**20-7**	**.741**	**2 Years**
Arkansas State Record		7-1	.875	9-3	.750	1 Year
BOWL RECORD:		0-2	.000			

* did not coach team in bowl game

HOMETOWN: Fort Smith, Ark.

ALMA MATER: Henderson State, 1990

PLAYING CAREER: Arkansas, 1984-85; Henderson State, 1988-89

COACHING EXPERIENCE: Head coach, Arkansas State (2012); Offensive coordinator: Auburn (2009-11); Tulsa (2007-08); Arkansas (2006); Arkansas high school head coach (1992-2005); Head Coach, Auburn (2013-present)

COACHING HIGHLIGHTS: 2012 Sun Belt champions; offensive coordinator of 2010 national champion Auburn Tigers; 2013 SEC Champions; 2014 BCS National Championship Game

BORN: October 28, 1965

WIFE: Kristi

CHILDREN: Kylie, Kenzie

ASSISTANT COACHES

RHETT LASHLEE (Arkansas, 2006) Offensive Coordinator/QBs – 3rd Year

WILL MUSCHAMP (Georgia, 1994) Defensive Coordinator – 1st Year

RODNEY GARNER (Auburn, 1990) Associate Head Coach/DL – 3rd Year

TRAVARIS ROBINSON (Auburn, 2007) Secondary – 1st Year

LANCE THOMPSON (The Citadel, 1987) Linebackers – 1st Year

DAMEYUNE CRAIG (Auburn, 2002) Co-Off Coord/Receivers – 3rd Year

SCOTT FOUNTAIN (Samford, 1988) Tight Ends/Special Teams – 3rd Year

J.B. GRIMES (Henderson State, 1977) Offensive Line – 3rd Year

TIM HORTON (Arkansas, 1990) Running Backs – 3rd Year

SUPPORT STAFF

DAVID GUNN (Arkansas, 1987) Assistant Athletic Director/Football

JAMIE CROLEY (Oklahoma Baptist, 1995) Director of Football Operations

DOUG GOODWIN (Auburn, 1984) Director of High School Relations

RYAN RUSSELL (West Liberty, 2003) Director of Strength and Conditioning

BRETT WHITESIDE (Arkansas State, 2012) Director of Recruiting Operations

CASEY WOODS (Tennessee, 2006) Director of Player Personnel

RETURNING OFFENSIVE STARTERS

No.	Name	POS	CLASS	HT	WT	EXP	Hometown/Last School
72	Shon Coleman	OL	6-6	313	Jr.	2L	Memphis, TN/Olive Branch
53	Devonte Danzey	OL	6-2	305	Sr.	2L	Tampa, FL/Hutchinson CC
80	Marcus Davis	WR	5-9	180	Jr.	2L	Boynton Beach, FL/American Heritage Boca-Delray
63	Alex Kozan	OL	6-4	300	Jr.	1L	Castle Rock, CO/Valor Christian
5	Ricardo Louis	WR	6-2	215	Sr.	3L	Miami, FL/Miami Beach Senior
1	D'haquille Williams	WR	6-2	224	Sr.	1L	LaPlace, LA/Mississippi Gulf Coast CC
56	Avery Young	OL	6-6	305	Jr.	2L	Palm Beach Gardens, FL/Palm Beach Gardens

RETURNING DEFENSIVE STARTERS

No.	Name	POS	CLASS	HT	WT	EXP	Hometown/Last School
1	Montravius Adams	DL	6-4	296	Jr.	2L	Vienna, GA/Dooly County
23	Johnathan Ford	DB	6-0	203	Jr.	2L	Big Cove, AL/Hew Hope
17	Kris Frost	LB	6-2	240	Sr.	3L	Matthews, NC/Butler
3	Jonathan Jones	DB	5-10	181	Sr.	3L	Carrollton, GA/Carrollton
6	DaVonte Lambert	DL	6-2	282	Sr.	1L	Keysville, GA/Georgia Military College
55	Carl Lawson	DE	6-2	257	So.	1L	Alpharetta, GA/Milton
8	Cassanova McKinzy	LB	6-3	253	Sr.	3L	Birmingham, AL/Woodlawn
42	Gimel President	DL	6-4	263	Jr.	1L	Mt. Pleasant, SC/Wando

STARTERS LOST

Name	POS	CLASS	HT	WT
Nick Marshall	QB	Sr.	6-1	210
Reese Dismukes	C	Sr.	6-3	295
Cameron Artis-Payne	RB	Sr.	5-11	210
Chad Slade	OG	Sr.	6-5	315
Sammie Coates	WR	Jr.	6-2	201
Jonathon Mincy	DB	Sr.	5-10	196
Jermaine Whitehead	DB	Sr.	5-11	193
Robenson Therezie	DB	Sr.	5-9	212
Gabe Wright	DL	Sr.	6-3	284

RETURNING STATISTICAL LEADERS

RUSHING:	ATT	YARDS	AVG	TDS
Ricardo Louis	18	226	12.2	1

PASSING:	ATT	COMP	INT	TDS	YARDS	PCT
Jeremy Johnson	37	28	0	3	436	75.7

RECEIVING:	REC	YARDS	AVG	AVG/GAME	TDS
D'haquille Williams	45	730	16.2	73.0	5

TACKLES:	TOTAL	SOLO	ASST	INT	SACKS	TFL (YDS)
Johnathan Ford	93	62	31	3	0.5	2.5 (10)

2014 RESULTS

8-5 Overall • 4-4 SEC

Home: 6-1 Away: 2-3 Neutral: 0-1 vs. Division: 3-3 vs. Top 25: 3-4

Aug. 30	[6/5]	ARKANSAS* (--/rv)	87,451	W	45-21
Sept. 6	[5/5]	SAN JOSE STATE	87,451	W	59-13
Sept. 18	[5/5]	at Kansas State (20/20)	53,046	W	20-14
Sept. 27	[5/5]	LOUISIANA TECH	87,451	W	45-17
Oct. 4	[5/5]	LSU* (15/15)	87,451	W	41-7
Oct. 11	[2/2]	at Mississippi State* (3/6)	62,945	L	23-38
Oct. 25	[5/6]	SOUTH CAROLINA*	87,451	W	42-35
Nov. 1	[4/4]	at Ole Miss* (7/9)	62,090	W	35-31
Nov. 8	[3/3]	TEXAS A&M* (rv/--)	87,451	L	38-41
Nov. 15	[9/9]	at Georgia* (16/14)	92,746	L	7-34
Nov. 22	[16/17]	SAMFORD	87,451	W	31-7
Nov. 29	[15/16]	at Alabama* (2/1]	101, 821	L	44-55
Jan. 1	[19/19]	vs. Wisconsin (17/17) Outback Bowl; Tampa, Fla.	44,023	L	31-34 OT

[AP/Coaches] – Denotes team ranking at the time of the game; (AP/Coaches) – Denotes opponent ranking at the time of the game

AUBURN Team Information

BASIC OFFENSE: Spread
BASIC DEFENSE: Multiple

LETTERMEN RETURNING: 43

OFFENSE: 20
DEFENSE: 21
SPECIALTY: 2

LETTERMEN LOST: 32

OFFENSE: 18
DEFENSE: 13
SPECIALTY: 1

STARTERS RETURNING: 15

OFFENSE: 7
DEFENSE: 7
SPECIALTY: 1

STARTERS LOST: 9

OFFENSE: 4
DEFENSE: 4
SPECIALTY: 1

NOTE: Specialists include punter and place-kicker only.

ALL-STAR CANDIDATES

Jeremy JOHNSON

Junior • QB • 6-5 • 240 • Montgomery, Ala.

- Named starting quarterback in April following spring practice
- Has appeared in 13 games in his career with two starts and completed 57-of-78 passes for 858 yards and nine touchdowns
- Started the 2014 season opener with Arkansas and passed for 243 yards and two touchdowns in one half of action

Avery YOUNG

Junior • OL • 6-6 • 305 • Palm Beach Gardens, Fla.

- Made 25 starts over three seasons at guard and tackle on the offensive line
- Part of outstanding offensive line over last two seasons that has paved the way for SEC's leading rushing attack
- Preseason All-America and All-SEC selection

Jonathan JONES

Senior • DB • 5-10 • 181 • Carrollton, Ga.

- Enters his second year as a starter at cornerback
- Named to the All-SEC team in 2014 after tallying six interceptions
- His six interceptions ranked ninth nationally and tied for fifth-most in Auburn history
- Has 60 tackles in 32 career games

Carl LAWSON

Junior • DE • 6-2 • 257 • Alpharetta, Ga.

- Named a Freshman All-American in 2013 by multiple outlets
- Missed 2014 season due to injury after being picked preseason All-SEC
- Totaled 7.5 tackles for loss and 4.0 sacks as a freshman

2015 ALPHABETICAL ROSTER

No	Name	POS	HT	WT	YR	Hometown
1	Montravius Adams	DL	6-4	296	Jr.	Vienna, GA
74	Will Adams	OL	6-7	303	Jr.	Tyrone, GA
48	Montavious Atkinson	DB	6-1	183	Fr.	Fairburn, GA
25	Peyton Barber	RB	5-11	225	So.	Alpharetta, GA
64	Jack Bjork	P	6-1	200	So.	Dallas, TX
11	Markell Boston	DB	6-0	200	RFr.	Newnan, GA
32	Alec Brown	DL	6-2	210	So.	Trussville, AL
65	Tucker Brown	OL	6-3	265	RFr.	Trussville, AL
84	Myron Burton	WR	6-2	201	RFr.	Lawrenceville, GA
38	Daniel Carlson	K	6-4	213	So.	Colorado Springs, CO
67	Tyler Carr	OL	6-5	313	Fr.	Southside, AL
98	Tyler Carter	DL	6-1	243	RFr.	Decatur, AL
41	Jordan Colbert	DB	6-1	226	Fr.	Griffin, GA
72	Shon Coleman	OL	6-6	313	Jr.	Memphis, TN
24	Blake Countess	DB	5-10	185	Sr.	Owings Mills, MD
9	Byron Cowart	DE	6-3	277	Fr.	Seffner, FL
27	Chandler Cox	FB	6-1	232	Fr.	Apopka, FL
52	Xavier Dampeer	OL	6-2	305	Sr.	Mendenhall, MS
53	Devonte Danzey	OL	6-2	305	Sr.	Tampa, FL
18	Carlton Davis	DB	6-1	190	Fr.	Miami, FL
57	Deshaun Davis	LB	5-11	236	RFr.	Prichard, AL
31	Javaris Davis	DB	5-9	171	Fr.	Jacksonville, FL
80	Marcus Davis	WR	5-9	180	Jr.	Boynton Beach, FL
83	Ryan Davis	WR	5-9	164	Fr.	St. Petersburg, FL
28	T.J. Davis	DB	6-0	200	Jr.	Tallahassee, FL
76	Jordan Diamond	OL	6-4	304	Jr.	Chicago, IL
20	Jeremiah Dinson	DB	5-11	172	Fr.	Miami, FL
38	Austin Dupper	DB	5-9	179	Jr.	Decatur, AL
33	Kenny Flowers	LB	6-1	234	Sr.	Lilburn, GA
23	Johnathan Ford	DB	6-0	203	Jr.	Big Cove, AL
17	Kris Frost	LB	6-2	240	Sr.	Matthews, NC
26	Justin Garrett	LB	6-1	228	Sr.	Stone Mountain, GA
96	Aaron Garrison	DL	6-2	278	So.	Ozark, AL
73	Austin Golson	OL	6-5	304	So.	Prattville, AL
41	Greg Hall	TE	6-3	248	Jr.	Bogart, GA
45	Keymiya Harrell	DL	6-4	270	Sr.	Selma, AL
77	Marquel Harrell	OG	6-3	325	Fr.	Fairburn, GA
85	Jalen Harris	TE	6-4	250	Fr.	Montgomery, AL
35	Jeff Holland	OLB	6-2	240	Fr.	Jacksonville, FL
15	Joshua Holsey	DB	5-11	198	Sr.	Fairburn, GA
64	Mike Horton	OG	6-4	312	Fr.	Atlanta, GA
22	Tim Irvin	DB	5-9	194	Fr.	Miami, FL
62	Jaunta'vius Johnson	DL	6-2	322	Fr.	Lincoln, AL
6	Jeremy Johnson	QB	6-5	240	Jr.	Montgomery, AL
21	Kerryon Johnson	RB	6-0	195	Fr.	Madison, AL
3	Jonathan Jones	DB	5-10	181	Sr.	Carrollton, GA
40	Tracy Kendall	RB	5-11	205	So.	Huntsville, AL
59	Raashed Kennion	DL	6-6	235	So.	Jacksonville, FL
54	Kaleb Kim	OL	6-4	284	Fr.	Buford, GA
87	Gray King	WR	5-10	170	So.	Atlanta, GA
63	Alex Kozan	OL	6-4	300	Jr.	Castle Rock, CO
6	DaVonte Lambert	DL	6-2	282	Sr.	Keysville, GA
94	Devaroe Lawrence	DL	6-2	281	Jr.	Greenville, SC
55	Carl Lawson	DL	6-2	257	So.	Alpharetta, GA
46	Chris Laye	TE	6-4	250	RFr.	Cumming, GA
70	Robert Leff	OL	6-6	288	Jr.	Fairhope, AL
30	Damian Lewis	RB	5-9	208	Jr.	Wetumpka, AL
5	Ricardo Louis	WR	6-2	215	Sr.	Miami, FL
39	Tray Matthews	DB	6-1	213	So.	Newnan, GA
51	Richard McBryde	LB	6-1	227	Fr.	Troy, AL
31	Duncan McKinney	K	5-11	180	Sr.	Florence, AL
8	Cassanova McKinzy	LB	6-3	253	Sr.	Birmingham, AL
16	JaViere Mitchell	LB	6-2	215	Jr.	Leeds, AL
75	Deon Mix	OL	6-4	301	So.	Batesville, MS
39	Robert Muschamp	FB	6-1	236	Fr.	Rome, GA
43	Jonathan Parslow	LS	6-1	204	So.	Daphne, AL
36	Kamryn Pettway	FB	6-0	242	RFr.	Montgomery, AL
91	Kevin Phillips	P	6-0	185	Jr.	Greenwood, MS
40	Daniel Pond	LB	6-1	202	Sr.	Spanish Fort, AL
69	Ike Powell	LS	6-3	244	So.	Tifton, GA
42	Gimel President	DL	6-4	263	Jr.	Mt. Pleasant, SC
15	Tyler Queen	QB	6-1	241	Fr.	Kennesaw, GA
82	Melvin Ray	WR	6-3	215	Sr.	Tallahassee, FL
37	Logan Rice	WR	6-0	208	RFr.	Rome, GA
14	Stephen Roberts	DB	5-11	187	So.	Opelika, AL
29	Jovon Robinson	RB	6-0	230	Jr.	Memphis, TN
19	Nick Ruffin	DB	6-0	191	So.	Duluth, GA
95	Dontavius Russell	DL	6-3	295	RFr.	Carrollton, GA
43	Ian Shannon	K/P	6-3	209	Fr.	Marietta, GA
66	Bailey Sharp	OL	6-5	293	Fr.	Marietta, GA
36	Michael Sherwood	DB	5-9	168	So.	Riverdale, GA
58	Josh Shockley	LB	5-10	215	RFr.	McDonough, GA
81	Darius Slayton	WR	6-2	182	Fr.	Norcross, GA
71	Braden Smith	OL	6-6	286	So.	Olathe, KS
4	Jason Smith	WR	6-1	180	So.	Mobile, AL
8	Tony Stevens	WR	6-4	205	Jr.	Orlando, FL
86	Jimmie Stoudemire	WR	6-3	192	Fr.	Prattville, AL
29	Tyler Stovall	WR/H	6-1	207	So.	Hokes Bluff, AL
90	Maurice Swain	DL	6-5	295	Jr.	LaGrange, GA
42	Keenan Sweeney	FB	6-0	238	RFr.	Snellville, GA
39	Thomas Taylor	K/P	6-0	180	RFr.	Spain Park, AL
9	Roc Thomas	RB	5-10	203	So.	Oxford, AL
92	Justin Thornton	DL	6-5	228	RFr.	Prichard, AL
48	Lawyer Tillman	RB	6-0	195	Sr.	Lacey, WA
47	Cameron Toney	LB	6-1	243	So.	Huntsville, AL
10	Stanton Truitt	WR	5-9	184	RFr.	Atlanta, GA
16	Tucker Tuberville	QB	6-0	192	Jr.	Auburn, AL
58	Zach Wade	LS	5-10	205	RFr.	Bremen, GA
97	Gary Walker	DL	5-11	247	Fr.	Toccoa, GA
12	Jonathan Wallace	WR	6-2	214	Sr.	Phenix City, AL
98	Prince Tega Wanogho	DE	6-8	250	Fr.	Elmore, AL
13	Sean White	QB	6-0	200	RFr.	Boca Raton, FL
79	Andrew Williams	DL	6-4	270	RFr.	McDonough, GA
49	Darrell Williams	LB	6-2	234	Fr.	Hoover, AL
1	D'haquille Williams	WR	6-2	224	Sr.	LaPlace, LA
30	Tre' Williams	LB	6-2	238	So.	Mobile, AL
56	Avery Young	OL	6-6	305	Jr.	Palm Beach Gardens, FL

YEAR-BY-YEAR RECORDS

Year	Coach	SEC	SEC Finish	Overall	Bowls
1892	Dr. G. Petrie			2-2	
1893	G. H. Harvey			–	
	D. M. Balliet			3-0-2	
1894	F. M. Hall			1-3	
1895	J. W. Heisman			2-1	
1896	J. W. Heisman			3-1	
1897	J. W. Heisman			2-0-1	
1898	J. W. Heisman			2-1	
1899	J. W. Heisman			3-1-1	
1900	Billy Watkins			4-0	
1901	Billy Watkins			2-2-1	
1902	R. S. Kent			–	
	Mike Harvey			2-4-1	
1903	Billy Bates			4-3	
1904	Mike Donahue			5-0	
1905	Mike Donahue			2-4	
1906	Mike Donahue			1-5-1	
1907	W. S. Keinholz			6-2-1	
1908	Mike Donahue			6-1	
1909	Mike Donahue			5-2	
1910	Mike Donahue			6-1	
1911	Mike Donahue			4-2-1	
1912	Mike Donahue			6-1-1	
1913	Mike Donahue			8-0	
1914	Mike Donahue			8-0-1	
1915	Mike Donahue			6-2	
1916	Mike Donahue			6-2	
1917	Mike Donahue			6-2-1	
1918	Mike Donahue			2-5	
1919	Mike Donahue			8-1	
1920	Mike Donahue			7-2	
1921	Mike Donahue			5-3	
1922	Mike Donahue			8-2	
1923	Boozer Pitts			3-3-3	
1924	Boozer Pitts			4-4-1	
1925	Dave Morey			5-3-1	
1926	Dave Morey			5-4	
1927	Dave Morey			0-3	
	Boozer Pitts			0-4-2	
1928	George Bohler			1-8	
1929	George Bohler			–	
	John Floyd			2-7	
1930	Chet Wynne			3-7	
1931	Chet Wynne			5-3-1	
1932	Chet Wynne			9-0-1	
1933	Chet Wynne	2-2	6t	5-5	
1934	Jack Meagher	1-6	10	2-8	
1935	Jack Meagher	5-2	4	8-2	
1936	Jack Meagher	4-1-1	3	7-2-2	Bacardi
1937	Jack Meagher	4-1-2	3	6-2-3	Orange
1938	Jack Meagher	3-3-1	7t	4-5-1	–
1939	Jack Meagher	3-3-1	5t	5-5-1	–
1940	Jack Meagher	3-2-1	5	6-4-1	–
1941	Jack Meagher	0-4-1	11	4-5-1	–
1942	Jack Meagher	3-3	7	6-4-1	–
1943	NO TEAM	–	–	–	–
1944	Carl Voyles	0-4	10t	4-4	–
1945	Carl Voyles	2-3	7t	5-5	–
1946	Carl Voyles	1-5	10	4-6	–
1947	Carl Voyles	1-5	11	2-7	–
1948	Earl Brown	0-7	12	1-8-1	–
1949	Earl Brown	2-4-2	8	2-4-3	–
1950	Earl Brown	0-7	12	0-10	–
1951	Ralph "Shug" Jordan	3-4	6	5-5	–
1952	Ralph "Shug" Jordan	0-7	12	2-8	–
1953	Ralph "Shug" Jordan	4-2-1	5	7-3-1	Gator
1954	Ralph "Shug" Jordan	3-3	6t	8-3	Gator
1955	Ralph "Shug" Jordan	5-1-1	2	8-2-1	Gator
1956	Ralph "Shug" Jordan	4-3	5	7-3	–
1957	Ralph "Shug" Jordan	7-0	1	10-0	–
1958	Ralph "Shug" Jordan	6-0-1	2	9-0-1	–
1959	Ralph "Shug" Jordan	4-3	5	7-3	–
1960	Ralph "Shug" Jordan	5-2	4	8-2	–
1961	Ralph "Shug" Jordan	3-4	7	6-4	–
1962	Ralph "Shug" Jordan	4-3	6	6-3-1	–
1963	Ralph "Shug" Jordan	6-1	2	9-2	Orange
1964	Ralph "Shug" Jordan	3-3	6	6-4	–
1965	Ralph "Shug" Jordan	4-1-1	2	5-5-1	Liberty
1966	Ralph "Shug" Jordan	1-5	8	4-6	–
1967	Ralph "Shug" Jordan	3-3	7	6-4	–
1968	Ralph "Shug" Jordan	4-2	3t	7-4	Sun
1969	Ralph "Shug" Jordan	5-2	3	8-3	Bluebonnet
1970	Ralph "Shug" Jordan	5-2	3	9-2	Gator
1971	Ralph "Shug" Jordan	5-1	2t	9-2	Sugar
1972	Ralph "Shug" Jordan	6-1	2	10-1	Gator
1973	Ralph "Shug" Jordan	2-5	8t	6-6	Sun
1974	Ralph "Shug" Jordan	4-2	2t	10-2	Gator
1975	Ralph "Shug" Jordan	2-4	6t	4-6-1	–
1976	Doug Barfield	3-3	6t	4-7	–
1977	Doug Barfield	5-1	3	6-5	–
1978	Doug Barfield	3-2-1	3	6-4-1	–
1979	Doug Barfield	4-2	3t	8-3	–
1980	Doug Barfield	0-6	9t	5-6	–
1981	Pat Dye	2-4	6t	5-6	–
1982	Pat Dye	4-2	3t	9-3	Citrus
1983	Pat Dye	6-0	1	11-1	Sugar
1984	Pat Dye	4-2	3t	9-4	Liberty
1985	Pat Dye	3-3	5	8-4	Cotton
1986	Pat Dye	4-2	2t	10-2	Citrus
1987	Pat Dye	5-0-1	1	9-1-2	Sugar
1988	Pat Dye	6-1	1t	10-2	Sugar
1989	Pat Dye	6-1	1t	10-2	Hall of Fame
1990	Pat Dye	4-2-1	4	8-3-1	Peach
1991	Pat Dye	2-5	8	5-6	–
1992	Pat Dye	2-5-1	5-W	5-5-1	–
1993	Terry Bowden	8-0	–	11-0	–
1994	Terry Bowden	6-1-1	–	9-1-1	–
1995	Terry Bowden	5-3	2-W	8-4	Outback
1996	Terry Bowden	4-4	3-W	8-4	Independence
1997	Terry Bowden	6-2	T1-W	10-3	Peach
1998	Terry Bowden/Bill Oliver	1-7	6-W	3-8	–
1999	Tommy Tuberville	2-6	5-W	5-6	–
2000	Tommy Tuberville	6-2	1-W	9-4	Citrus
2001	Tommy Tuberville	5-3	T1-W	7-4	Peach
2002	Tommy Tuberville	6-3	T1-W	9-4	Capital One
2003	Tommy Tuberville	5-3	3-W	8-5	Music City
2004	Tommy Tuberville	8-0	1	13-0	Sugar
2005	Tommy Tuberville	7-1	T1-W	9-3	Capital One
2006	Tommy Tuberville	6-2	T2-W	11-2	Cotton
2007	Tommy Tuberville	5-3	2-W	9-4	Chick-fil-A
2008	Tommy Tuberville	2-6	T4-W	5-7	–
2009	Gene Chizik	3-5	T4-W	8-5	Outback
2010	Gene Chizik	8-0	1	14-0	BCS NCG
2011	Gene Chizik	4-4	4-W	8-5	Chick-fil-A
2012	Gene Chizik	0-8	7-W	3-9	–
2013	Gus Malzahn	7-1	1-W	12-2	BCS NCG
2014	Gus Malzahn	4-4	T4-W	8-5	Outback

BOWL RESULTS (22-15-2)

Bowl	Opponent	Result	Date
Barcardi	Villanova	T 7-7	1-1-37
Orange	Michigan State	W 6-0	1-1-38
Gator	Texas Tech	L 13-35	1-1-54
Gator	Baylor	W 33-13	12-31-54
Gator	Vanderbilt	L 13-25	12-31-55
Orange	Nebraska	L 7-13	1-1-64
Liberty	Ole Miss	L 7-13	12-18-65
Sun	Arizona	W 34-10	12-28-68
Bluebonnet	Houston	L 7-36	12-31-69
Gator	Ole Miss	W 35-28	1-2-71
Sugar	Oklahoma	L 22-40	1-1-72
Gator	Colorado	W 24-3	12-30-72
Sun	Missouria	L 17-34	12-29-73
Gator	Texas	W 27-3	12-30-74
Tangerine	Boston College	W 33-26	12-18-82
Sugar	Michigan	W 9-7	1-2-84
Liberty	Arkansas	W 21-15	12-27-84
Cotton	Texas A&M	L 16-36	1-1-86
Citrus	Southern Cal	W 16-7	1-1-87
Sugar	Syracuse	T 16-16	1-1-88
Sugar	Florida State	L 7-13	1-2-89
Hall of Fame	Ohio State	W 31-14	1-1-90
Peach	Indiana	W 27-23	12-29-90
Outback	Penn State	L 14-43	1-1-96
Independence	Army	W 32-29	12-31-96
Peach	Clemson	W 21-17	1-2-98
Citrus	Michigan	L 28-31	1-1-01
Peach	North Carolina	L 10-16	12-31-01
Capital One	Penn State	W 13-9	1-1-03
Music City	Wisconsin	W 28-14	12-31-03
Sugar	Virginia Tech	W 16-13	1-3-05
Capital One	Wisconsin	L 10-24	1-2-06
Cotton	Nebraska	W 17-14	1-1-07
Chick-fil-A	Clemson	W 23-20 (OT)	12-31-07
Outback	Northwestern	W 38-35 (OT)	1-1-10
BCS NCG	Oregon	W 22-19	1-10-11
Chick-fil-A	Virginia	W 43-24	12-31-11
BCS NCG	Florida State	L 31-34	1-6-14
Outback	Wisconsin	L 31-34 (OT)	1-1-15

2015 SCHEDULE

Sept. 5	NEW MEXICO STATE (7:30 ET – SECN)	UF leads 1-0
Sept. 12	EAST CAROLINA (7:00 ET – ESPN2)	UF leads 2-0
Sept. 19	at Kentucky* (7:30 ET – SECN)	UF leads 48-17
Sept. 26	TENNESSEE*	UF leads 25-19
Oct. 3	OLE MISS*	UM leads 12-10-1
Oct. 10	at Missouri*	MU leads 3-1
Oct. 17	at LSU*	UF leads 31-27-3
Oct. 31	Georgia (Jacksonville)*	UGA leads 49-41-2
Nov. 7	VANDERBILT*	UF leads 36-10-2
Nov. 14	at South Carolina*	UF leads 24-8-3
Nov. 21	FLORIDA ATLANTIC	UF leads 2-0
Nov. 28	FLORIDA STATE	UF leads 34-23-2

*SEC Game

University of Florida
Gator Quick Facts

LOCATION: Gainesville, Florida

FOUNDED: 1853

ENROLLMENT: 49,913

NICKNAME: Gators

COLORS: Orange (PMS 172) and Blue (PMS 287)

STADIUM: Ben Hill Griffin Stadium at Florida Field (89,548)

PLAYING SURFACE: Natural Grass

FIRST GAME: 1930 – Alabama 20, Florida 0

HOME RECORD: 316-103-13 (.747)

HOME ATTENDANCE: 515,001 (85,834 avg./97.0% capacity)

ALL-TIME RECORD: 691-400-40 (.671/1,059 games)

2014 RECORD: 7-5 (3-3 H, 2-2 A, 2-0 N, 4-2 vs. Eastern Division)

2014 SEC RECORD/FINISH: 4-4/3rd SEC East

SEC CHAMPIONSHIPS: 8 (1991, 93, 94, 95, 96, 2000, 06, 08)

BOWL: Birmingham Bowl, Birmingham, Ala. (Florida 28, East Carolina 20)

BOWL APPEARANCES: 41

BOWL RECORD: 21-20 (.512)

LAST BOWL APPEARANCE: Birmingham Bowl, Birmingham, Ala. (defeated East Carolina 28-20, Jan. 3, 2015)

DR. W. KENT FUCHS
President
(Illinois, '85)

MICHAEL SAGAS
Faculty Representative
(Utah, '96)

JEREMY FOLEY
Athletics Director
(Hobart, '74)

JIM McELWAIN
Head Football Coach
(Eastern Washington, '84)

JIM McELWAIN

YEAR-BY-YEAR

Year	School	Conf.	Pct.	All	Pct.	Bowl
2012	Colorado State	3-5	0.375	4-8	0.333	
2013	Colorado State	5-3	0.625	8-6	0.571	New Mexico
2014	Colorado State	6-2	0.750	10-2	0.833	*Las Vegas
TOTALS		**14-10**	**0.583**	**22-16**	**0.579**	**3 Years**

* McElwain did not coach bowl

HOMETOWN: Missoula, Montana

ALMA MATER: Eastern Washington, '84

PLAYING CAREER: An all-state QB at Missoula Sentinel High School, went on to play QB at Eastern Washington from 1980-83.

COACHING EXPERIENCE: 30 years overall, 3 as head coach

COACHING ACHIEVEMENTS: 2014 Mountain West Coach of the Year, Semifinalist in 2014 for the National Coach of the Year

BORN: March 1, 1962

WIFE: Karen

CHILDREN: JoHanna, Elizabeth, Jerret

ASSISTANT COACHES

KIRK CALLAHAN (UCF, 2008) Defensive Backs – 1st Year

GEOFF COLLINS (Western Carolina, 1994) Defensive Coordinator – 1st Year

KERRY DIXON II (Hampton, 2004) Wide Receivers – 1st Year

GREG NORD (Kentucky, 1980) Tight Ends/Special Teams Coordinator – 1st Year

DOUG NUSSMEIER (Idaho, 1994) Offensive Coordinator/Quarterbacks – 1st Year

CHRIS RUMPH (South Carolina, 1994) Defensive Line – 1st Year

RANDY SHANNON (Miami, 1989) Associate Head Coach/Co-Coordinator/Linebackers – 1st Year

TIM SKIPPER (Fresno State, 2001) Running Backs – 1st Year

MIKE SUMMERS (Georgetown (Ky.) College, 1978) Offensive Line – 2nd Year

SUPPORT STAFF

KEVIN BARBAY – Associate Director of Player Personnel

DEIDRA CHURCH – Director of Football Administration

DREW HUGHES – Director of Player Personnel

MIKE KENT – Director of Strength & Conditioning

GEORGE WYNN – Assistant A.D., Football Operations

RETURNING OFFENSIVE STARTERS

No.	Name	POS	CLASS	HT	WT	EXP	Hometown/Last School
63	Trip Thurman	OG	R-Sr.	6-5	310	2L	Dover, Del./Dover
3	Treon Harris	QB	So.	5-11	193	1L	Miami, Fla./Booker T. Washington
11	Demarcus Robinson	WR	Jr.	6-2	197	2L	Fort Valley, Ga./Peach County
9	Latroy Pittman, Jr.	WR	Sr.	6-0	215	3L	Ocala, Fla./North Marion

RETURNING DEFENSIVE STARTERS

No.	Name	POS	CLASS	HT	WT	EXP	Hometown/Last School
90	Jonathan Bullard	DE	Sr.	6-3	277	3L	Shelby, N.C./Crest Senior
94	Bryan Cox, Jr.	DE	R-Jr.	6-3	283	2L	Fort Lauderdale, Fla./St. Thomas Aquinas
3	Antonio Morrison	LB	Sr.	6-1	225	3L	Bellwood, Ill./Bolingbrook
1	Vernon Hargreaves III	CB	Jr.	5-11	198	2L	Tampa, Fla./Wharton
24	Brian Poole	CB/Nick	Sr.	5-10	208	3L	Bradenton, Fla./Southeast
31	Jalen Tabor	CB	So.	6-1	192	1L	Washington, D.C./Friendship Collegiate Academy
42	Keanu Neal	S	Jr.	6-1	209	2L	Bushnell, Fla./South Sumter

STARTERS LOST

Name	POS	CLASS	HT	WT
Quinton Dunbar	WR	R-Sr.	6-2	195
Matt Jones	RB	Jr.	6-2	235
D.J. Humphries	OT	Jr.	6-5	290
Tyler Moore	OG	R-Jr.	6-5	325
Chaz Green	OT	R-Sr.	6-5	300
Max Garcia	C	R-Sr.	6-5	294
Clay Burton	TE	Sr.	6-4	248
Jabari Gorman	S	Sr.	5-10	184
Dante Fowler, Jr.	DE	Jr.	6-3	261
Michael Taylor	LB	R-Sr.	6-0	227
Darious Cummings	DT	R-Sr.	6-1	297

RETURNING STATISTICAL LEADERS

RUSHING:	ATT	YARDS	AVG	TDS
Kelvin Taylor	116	565	4.9	6

PASSING:	ATT	COMP	INT	TDS	YARDS	PCT
Treon Harris	111	55	4	9	1,019	49.5

RECEIVING:	REC	YARDS	AVG	AVG/GAME	TDS
Demarcus Robinson	53	810	15.3	67.5	7

TACKLES:	TOTAL	SOLO	ASST	INT	SACKS	TFL (YDS)
Antonio Morrison	101	30	71	1	1	6

2014 RESULTS

7-5 Overall • 4-4 SEC

Home: 3-3 Away: 2-2 Neutral: 2-0 vs. Division: 4-2 vs. Top 25: 1-2

Aug. 30	[rv/rv]	IDAHO		No Contest
Sept. 6	[rv/rv]	EASTERN MICHIGAN	81,049	W 65-0
Sept. 13	[rv/rv]	KENTUCKY*	88,334	W 36-30 [3 OT]
Sept. 20	[rv/rv]	at Alabama* (3/2)	101,821	L 21-42
Oct. 4		at Tennessee*	102,455	W 10-9
Oct. 11		LSU* (rv/rv)	88,014	L 27-30
Oct. 18		MISSOURI* (Homecoming) (--/rv)	89,117	L 13-42
Nov. 1		at Georgia* (9/8)	83,004	W 38-20
Nov. 8	[rv/--]	at Vanderbilt*	35,191	W 34-10
Nov. 15	[--/rv]	SOUTH CAROLINA*	85,088	L 20-23 OT
Nov. 22		EASTERN KENTUCKY	83,399	W 52-3
Nov. 29		at Florida State (1/2)	82,885	L 19-24
Jan. 3		vs. East Carolina	30,083	W 28-20
		Birmingham Bowl; Birmingham, Ala.		

[AP/Coaches] – Denotes team ranking at the time of the game; (AP/Coaches) – Denotes opponent ranking at the time of the game

FLORIDA Team Information

BASIC OFFENSE: Multiple
BASIC DEFENSE: Multiple

LETTERMEN RETURNING: 40

OFFENSE: 17
DEFENSE: 22
SPECIALTY: 1

LETTERMEN LOST: 31

OFFENSE: 19
DEFENSE: 8
SPECIALTY: 4

STARTERS RETURNING: 12

OFFENSE: 4
DEFENSE: 7
SPECIALTY: 1

STARTERS LOST: 12

OFFENSE: 7
DEFENSE: 4
SPECIALTY: 1

NOTE: Specialists include punter and place-kicker only.

ALL-STAR CANDIDATES

Demarcus ROBINSON

Junior • WR • 6-1 • 197 • Fort Valley, Ga.

- Had the best season by a Gator receiver since 2009, totaling 810 yards on 53 catches with seven touchdowns.
- Ranked fifth in the SEC in receiving yards per game (67.5).
- Had four games over 100 yards in 2014, including a career-high 216 yards on 15 catches against Kentucky.

Kelvin TAYLOR

Junior • RB • 5-10 • 209 • Belle Glade, Fla.

- Has 1,073 career rushing yards and 10 touchdowns after two seasons with the Gators.
- Led UF in rushing yards three times in 2014, including a career-high 197 yards against Georgia.
- SEC All-Freshman running back in 2013.

Vernon HARGREAVES III

Junior • DB • 5-11 • 198 • Tampa, Fla.

- Named a 2014 First Team All-American and Semifinalist for Chuck Bednarik Award.
- Earned First Team All-SEC honors as a freshman and sophomore.
- Ranked first in the SEC with 13 pass breakups in 2014.

Jon BULLARD

Senior • DL • 6-3 • 277 • Shelby, N.C.

- Has 22 career starts on the defensive line and 112 total tackles heading into his senior season.
- 52 tackles in 2014 ranked second-most among Gators' defensive linemen.
- Had 2.5 sacks and 8.5 tackles-for-loss as a junior.

2015 ALPHABETICAL ROSTER

No.	Name	POS	HT	WT	CL	EXP	Hometown
98	Luke Ancrum	DL	6-5	225	FR	HS	Sebring
86	Raphael Andrades	WR	6-0	200	RJR	1L	Tallahassee
34	Alex Anzalone	LB	6-3	234	JR	2L	Wyomissing, Pa.
89	Alvin Bailey	WR	5-11	188	RSO	SQ	Seffner
99	Jay-nard Bostwick	DL	6-3	283	RSO	1L	Port Saint Lucie
61	Matthew Bowden	OL	6-1	297	RJR	SQ	Lakeland
57	Caleb Brantley	DL	6-2	319	RSO	1L	Crescent City
93	Taven Bryan	DL	6-5	275	RFR	SQ	Casper, Wyo.
66	Nick Buchanan	OL	6-4	285	FR	HS	Dunwoody, Ga.
90	Jonathan Bullard	DL	6-3	277	SR	3L	Shelby, N.C.
81	Antonio Callaway	WR	5-11	185	FR	HS	Miami
54	Khairi Clark	DL	6-2	315	RFR	SQ	Hollywood
94	Bryan Cox, Jr.	DL	6-3	261	RJR	2L	Fort Lauderdale
32	Jordan Cronkrite	RB	5-11	195	FR	HS	Miami
40	Jarrad Davis	LB	6-2	229	JR	2L	Kingsland, Ga.
95	Keivonnis Davis	RUSH	6-4	225	FR	HS	Miami
7	Duke Dawson	DB	5-11	200	SO	1L	Cross City
68	Richerd Desir-Jones	OL	6-4	290	FR	HS	Fort Lauderdale
38	Bair Diamond	TE	6-4	225	RJR	SQ	Fort Myers
54	Cameron Dillard	OL	6-4	309	RSO	1L	Canton, Mich.
36	Roger Dixon, Jr.	WR	5-10	188	SR	1L	Sanford
52	Travaris Dorsey	OL	6-2	323	RFR	SQ	Jacksonville
13	Brian Fallace	QB	6-4	189	RFR	HS	Satellite Beach
41	Ryan Farr	LS	6-0	201	FR	HS	Henderson, Nev.
39	Ryan Ferguson	TE	6-3	219	RFR	SQ	Largo
38	Kerolin Francois	DB	5-11	202	RSO	SQ	Lake Worth
79	Matthew Fuchs	DL	6-2	239	RJR	SQ	Gainesville
5	Ahmad Fulwood	WR	6-4	208	JR	2L	Jacksonville
36	Eddie Giles	DB	5-9	160	RFR	SQ	Jupiter
30	DeAndre Goolsby	TE	6-4	236	SO	1L	Derby, Kan.
12	Josh Grady	QB	6-0	202	RJR	TR	Tampa
7	Will Grier	QB	6-2	197	RFR	SQ	Davidson, N.C.
49	Devin Grimm	LS	6-1	188	RFR	HS	St. Johns
15	Jacob Guy	QB	6-5	224	RJR	SQ	Dade City
47	Jonathan Haney	LS	6-2	209	RJR	HS	Tampa
16	Austin Hardin	K	5-10	205	RJR	2L	Atlanta, Ga.
1	Vernon Hargreaves, III	DB	5-11	198	JR	2L	Tampa
53	Kavaris Harkless	OL	6-5	292	RFR	SQ	Jacksonville
26	Marcell Harris	DB	6-1	208	RSO	1L	Orlando
3	Treon Harris	QB	5-11	193	SO	1L	Miami
24	Case Harrison	RB	6-0	199	RSO	SQ	Gainesville
37	Mark Herndon	RB	5-9	193	SR	3L	Ocala
55	Thomas Holley	DL	6-3	320	RFR	SQ	Brooklyn, N.Y.
39	Michael Iorio	DB	5-10	187	RSO	SQ	Nokomis
73	Martez Ivey	OL	6-6	290	FR	HS	Apopka
62	Andrew Ivie	DL	6-1	270	FR	HS	Dade City
91	Joey Ivie, IV	DL	6-3	293	JR	2L	Dade City
87	Kalif Jackson	WR	6-4	201	FR	HS	Neptune Beach
	Rayshad Jackson	LB	6-2	205	FR	HS	Miami
96	Cece Jefferson	DL	6-2	255	FR	HS	Glen St. Mary
74	Fred Johnson	OL	6-6	300	FR	HS	West Palm Beach
29	Kylan Johnson	DB	6-3	200	FR	HS	Dallas, Texas
64	Tyler Jordan	OL	6-4	275	FR	HS	Jacksonville
84	Camrin Knight	TE	6-4	220	FR	HS	Tallahassee
22	Adam Lane, Jr.	RB	5-7	224	RSO	1L	Winter Haven
80	C'yontai Lewis	TE	6-4	229	RFR	SQ	Tuscaloosa, AL
20	Darius Masline	RB	5-8	172	RJR	SQ	Jacksonville
20	Marcus Maye	DB	6-0	205	RJR	2L	Melbourne
14	Alex McCalister	RUSH	6-6	238	RJR	2L	Clemmons, N.C.
83	Jake McGee	TE	6-6	243	RSR	SQ	Richmond, Va.
13	Daniel McMillian	LB	6-1	221	JR	2L	Jacksonville
77	Andrew Mike	OL	6-6	302	RFR	SQ	Tucson, AZ
3	Antonio Morrison	LB	6-1	225	SR	3L	Bellwood, Ill.
42	Keanu Neal	DB	6-1	209	JR	2L	Bushnell
43	Mark Norvelis	DB	5-10	180	RJR	HS	Palm Bay
9	Latroy Pittman, Jr.	WR	6-0	215	SR	3L	Ocala
24	Brian Poole	DB	5-10	208	SR	3L	Bradenton
15	Deiondre Porter	DB	6-0	176	RFR	SQ	Tampa
4	Brandon Powell	WR	5-9	181	SO	1L	Deerfield Beach
32	DL Powell	DB	6-0	190	RSO	SQ	Alachua
23	Jeremi Powell	LB	6-0	214	RJR	2L	Largo
98	Jorge Powell	K	5-10	166	RFR	SQ	Coral Gables
17	Anderson Proctor	QB	6-3	209	RSO	HS	Vero Beach
45	R.J. Raymond	LB	6-2	236	RFR	SQ	Atlantic Beach
97	Justus Reed	RUSH	6-3	226	RFR	SQ	Clearwater
46	LeAndre Rembert	LB	5-8	244	RSO	SQ	Alachua
51	Antonio Riles, Jr.	OL	6-4	312	RSO	1L	Lawrenceville, Ga.
11	Demarcus Robinson	WR	6-1	197	JR	2L	Fort Valley, Ga.
25	Matt Rolin	LB	6-3	217	RSO	SQ	Ashburn, Va.
67	Brandon Sandifer	OL	6-4	330	FR	HS	Warner Robins, Ga.
25	Jordan Scarlett	RB	5-11	210	FR	HS	Fort Lauderdale
29	Evan Schroeder	WR	5-11	194	RSR	SQ	New Smyrna Beach
78	David Sharpe	OL	6-6	350	SO	1L	Jacksonville
17	Jordan Sherit	RUSH	6-4	254	RSO	1L	Tampa
60	Zachary Shinn	OL	6-2	288	RFR	SQ	Plant City
10	Valdez Showers	WR	6-0	193	RSR	3L	Detroit, Mich.
2	Ryan Sousa	WR	6-0	194	RFR	SQ	Orlando
30	Garrett Stephens	DB	5-9	181	RSO	SQ	Louisville, Ky.
82	Moral Stephens	TE	6-3	249	RFR	SQ	Perry
52	Steven Stipe, Jr.	LB	5-11	214	RSO	SQ	Waycross, Ga.
31	Jalen Tabor	DB	6-0	192	SO	1L	Washington, D.C.
21	Kelvin Taylor	RB	5-10	209	JR	2L	Belle Glade
85	Chris Thompson	WR	6-0	171	JR	2L	Gainesville
63	Trip Thurman	OL	6-5	310	RSR	2L	Dover, Del.
19	Johnny Townsend	P	6-1	198	RSO	1L	Orlando
8	Nick Washington	DB	6-0	193	RSO	2L	Jacksonville
35	Chris Williamson	DB	6-0	185	FR	HS	Gainesville, Ga.
59	Dakota Wilson	DL	6-0	261	RSR	SQ	Bradenton
6	Quincy Wilson	DB	6-1	209	SO	1L	Fort Lauderdale
18	C.J. Worton	WR	6-0	189	SO	1L	Homestead
92	Jabari Zuniga	DL	6-3	260	FR	HS	Marietta, Ga.

YEAR-BY-YEAR RECORDS

Year	Coach	SEC	SEC Finish	Overall	Bowls
1906	Jack Forsythe	5-3			
1907	Jack Forsythe	4-1-1			
1908	Jack Forsythe	5-2-1			
1909	G.E. Pyle	6-1-1			
1910	G.E. Pyle	6-1			
1911	G.E. Pyle	5-0-1			
1912	G.E. Pyle	5-2-1			
1913	G.E. Pyle	4-3			
1914	Charles McCoy	5-2			
1915	Charles McCoy	4-3			
1916	Charles McCoy	0-5			
1917	A.L. Busser	2-4			
1918	A.L. Busser	0-1			
1919	A.L. Busser	5-3			
1920	William Kline	6-3			
1921	William Kline	6-3-2			
1922	William Kline	7-2			
1923	J.A. VanFleet	6-1-2			
1924	J.A. VanFleet	6-2-2			
1925	H.L. Sebring	8-2			
1926	H.L. Sebring	2-6-2			
1927	H.L. Sebring	7-3			
1928	Charles Bachman	8-1			
1929	Charles Bachman	8-2			
1930	Charles Bachman	6-3-1			
1931	Charles Bachman	2-6-2			
1932	Charles Bachman	3-6			
1933	D.K. Stanley	2-3	9t	5-3-1	–
1934	D.K. Stanley	2-2-1	7	6-3-1	–
1935	D.K. Stanley	1-6	12	3-7	–
1936	Josh Cody	1-5	11	4-6	–
1937	Josh Cody	3-4	8	4-7	–
1938	Josh Cody	2-2-1	7	4-5-1	–
1939	Josh Cody	0-3-1	12	5-5-1	–
1940	Thomas Lieb	2-3	8t	5-5	–
1941	Thomas Lieb	1-3	10	4-6	–
1942	Thomas Lieb	1-3	9	4-5	–
1943	NO TEAM	–	–	–	–
1944	Thomas Lieb	0-3	10t	4-3	–
1945	Thomas Lieb	1-3-1	10t	4-5-1	–
1946	Raymond Wolf	0-5	12	0-9	–
1947	Raymond Wolf	0-3-1	12	4-5-1	–
1948	Raymond Wolf	1-5	10t	5-5	–
1949	Raymond Wolf	1-4-1	10t	4-5-1	–
1950	Bob Woodruff	2-4	10	5-5	–
1951	Bob Woodruff	2-4	9t	5-5	–
1952	Bob Woodruff	3-3	6	7-3	Gator
1953	Bob Woodruff	1-3-2	9	3-5-2	–
1954	Bob Woodruff	5-2	3t	5-5	–
1955	Bob Woodruff	3-5	10	4-6	–
1956	Bob Woodruff	5-2	3	6-3-1	–
1957	Bob Woodruff	4-2-1	3t	6-2-1	–
1958	Bob Woodruff	2-3-1	8t	6-4-1	Gator
1959	Bob Woodruff	2-4	9	5-4-1	–
1960	Ray Graves	5-1	2	9-2	Gator
1961	Ray Graves	3-3	6	4-5-1	–
1962	Ray Graves	4-2	5	7-4	Gator
1963	Ray Graves	3-3-1	7	6-3-1	–
1964	Ray Graves	4-2	2t	7-3	–
1965	Ray Graves	4-2	3	7-4	Sugar
1966	Ray Graves	5-1	3	9-2	Orange
1967	Ray Graves	4-2	3t	6-4	–
1968	Ray Graves	3-2-1	6t	6-3-1	–
1969	Ray Graves	3-1-1	4	9-1-1	Gator
1970	Doug Dickey	3-3	5t	7-4	–
1971	Doug Dickey	1-6	8t	4-7	–
1972	Doug Dickey	3-3-1	6	5-5-1	–
1973	Doug Dickey	3-4	5t	7-5	Tangerine
1974	Doug Dickey	3-3	4t	8-4	Sugar
1975	Doug Dickey	5-1	2t	9-3	Gator
1976	Doug Dickey	4-2	4	8-4	Sun
1977	Doug Dickey	3-3	5	6-4-1	–
1978	Doug Dickey	3-3	4t	4-7	–
1979	Charley Pell	0-6	9t	0-10-1	–
1980	Charley Pell	4-2	4t	8-4	Tangerine
1981	Charley Pell	3-3	4t	7-5	Peach
1982	Charley Pell	3-3	6t	8-4	Bluebonnet
1983	Charley Pell	4-2	3t	9-2-1	Gator
1984	Charley Pell/Galen Hall	5-0-1	*	9-1-1	–
1985	Galen Hall	5-1	*	9-1-1	–
1986	Galen Hall	2-4	7t	6-5	–
1987	Galen Hall	3-3	6	6-6	Aloha
1988	Galen Hall	4-3	4t	7-5	All-American
1989	Galen Hall/Gary Darnell	4-3	4t	7-5	Freedom
1990	Steve Spurrier	6-1	–	9-2	–
1991	Steve Spurrier	7-0	1	10-2	Sugar
1992	Steve Spurrier	6-2	T1-E	9-4	Gator
1993	Steve Spurrier	7-1	1	11-2	Sugar
1994	Steve Spurrier	7-1	1	10-2-1	Sugar
1995	Steve Spurrier	8-0	1	12-1	Fiesta
1996	Steve Spurrier	8-0	1	12-1	Sugar
1997	Steve Spurrier	6-2	T2-E	10-2	Citrus
1998	Steve Spurrier	7-1	2-E	10-2	Orange
1999	Steve Spurrier	7-1	1-E	9-4	Citrus
2000	Steve Spurrier	7-1	1	10-3	Sugar
2001	Steve Spurrier	6-2	2-E	10-2	Orange
2002	Ron Zook	6-2	2-E	8-5	Outback
2003	Ron Zook	6-2	T1-E	8-5	Outback
2004	Ron Zook	4-4	T3-E	7-5	Peach
2005	Urban Meyer	5-3	T2-E	9-3	Outback
2006	Urban Meyer	7-1	1	13-1	BCS Title
2007	Urban Meyer	5-3	3-E	9-4	Capital One
2008	Urban Meyer	7-1	1	13-1	BCS Title
2009	Urban Meyer	8-0	1-E	13-1	Sugar
2010	Urban Meyer	4-4	2-E	8-5	Outback
2011	Will Muschamp	3-5	3-E	7-6	Gator
2012	Will Muschamp	7-1	2-E	11-2	Sugar
2013	Will Muschamp	3-5	5-E	4-8	–
2014	Will Muschamp	4-4	3-E	7-5	Birmingham

*position vacated in standings

BOWL RESULTS (21-20)

Bowl	Opponent	Result	Date
Gator	Tulsa	W 14-13	1-1-53
Gator	Ole Miss	L 3-7	12-27-58
Gator	Baylor	W 13-12	12-31-60
Gator	Penn State	W 17-7	12-28-62
Sugar	Missouri	L 18-20	1-1-66
Orange	Georgia Tech	W 27-12	1-1-67
Gator	Tennessee	W 14-13	12-27-69
Tangerine	Miami-Ohio	L 7-16	12-22-73
Sugar	Nebraska	L 10-13	12-31-74
Gator	Maryland	L 0-13	12-29-75
Sun	Texas A&M	L 14-37	1-2-77
Tangerine	Maryland	W 35-20	12-20-80
Peach	West Virginia	L 6-26	12-31-81
Bluebonnet	Arkansas	L 24-28	12-31-82
Gator	Iowa	W 14-6	12-30-83
Aloha	UCLA	L 16-20	12-25-87
All-American	Illinois	W 14-10	12-29-88
Freedom	Washington	L 7-34	12-30-89
Sugar	Notre Dame	L 28-39	1-1-92
Gator	N.C. State	W 27-10	12-31-92
Sugar	West Virginia	W 41-7	1-1-94
Sugar	Florida State	L 17-23	1-2-95
Fiesta	Nebraska	L 24-62	1-2-96
Sugar	Florida State	W 52-20	1-2-97
Citrus	Penn State	W 21-6	1-1-98
Orange	Syracuse	W 31-10	1-2-99
Citrus	Michigan State	L 34-37	1-1-00
Sugar	Miami (Fla.)	L 20-37	1-2-01
Orange	Maryland	W 56-23	1-2-02
Outback	Michigan	L 30-38	1-1-03
Outback	Iowa	L 17-37	1-1-04
Peach	Miami (Fla.)	L 10-27	12-31-04
Outback	Iowa	W 31-24	1-2-06
BCS Title Game	Ohio State	W 41-14	1-8-07
Capital One	Michigan	L 35-41	1-1-08
BCS Title Game	Oklahoma	W 24-14	1-8-09
Sugar	Cincinnati	W 51-24	1-7-10
Outback	Tampa (Fla.)	W 37-24	1-1-11
Gator	Ohio State	W 24-17	1-2-12
Sugar	Louisville	L 23-33	1-2-13
Birmingham	East Carolina	W 28-20	1-3-15

2015 SCHEDULE

Sept. 5	UL MONROE (Noon ET – SECN)	UGA leads 3-0
Sept. 12	at Vanderbilt* (3:30 ET – CBS)	UGA leads 54-19-2
Sept. 19	SOUTH CAROLINA* (6:00 ET – ESPN)	UGA leads 47-18-2
Sept. 26	SOUTHERN	First Meeting
Oct. 3	ALABAMA*	UA leads 37-25-4
Oct. 10	at Tennessee*	Tied 21-21-2
Oct. 17	MISSOURI*	UGA leads 3-1
Oct. 31	Florida (Jacksonville)*	UGA leads 50-41-2
Nov. 7	KENTUCKY*	UGA leads 54-12-2
Nov. 14	at Auburn*	Tied 55-55-8
Nov. 21	GEORGIA SOUTHERN	UGA leads 5-0
Nov. 28	at Georgia Tech	UGA leads 64-38-5

*SEC Game

University of Georgia
Bulldogs Quick Facts

LOCATION: Athens, Georgia

FOUNDED: 1785

ENROLLMENT: 35,197

NICKNAME: Bulldogs

COLORS: Red (PMS 485) and Black

STADIUM: Sanford Stadium (92,746)

- **PLAYING SURFACE:** Natural Grass, Bermuda Tifway 419
- **FIRST GAME:** Oct. 12, 1929 – Georgia 15, Yale 0
- **HOME RECORD:** 330-102-9 (.759)
- **HOME ATTENDANCE:** 649,222 (92,746 avg./100% capacity)

ALL-TIME RECORD: 777-410-54 (.648/1,241 games)

2014 RECORD: 10-3 (6-1 H, 3-1 A, 1-1 N, 4-2 vs. Eastern Division)

2014 SEC RECORD/FINISH: 6-2/2nd SEC East

SEC CHAMPIONSHIPS: 12 (1942, 46t, 48, 59, 66t, 68, 76t, 80, 81t, 82, 2002, 05)

BOWL: Belk Bowl, Charlotte, N.C. (Georgia 37, Louisville 14)

BOWL APPEARANCES: 50

BOWL RECORD: 28-19-3 (.590)

LAST BOWL APPEARANCE: Belk Bowl, Charlotte, N.C. (defeated Louisville, 37-14, Dec. 30, 2014)

JERE W. MOREHEAD
President
(Georgia, JD, '80)

PROF. DAVID SHIPLEY
Faculty Representative
(Oberlin, '72; Univ. of Chicago, JD, '75)

GREG McGARITY
J. Reid Parker Director of Athletics
(Georgia, '76)

MARK RICHT
Head Football Coach
(Miami, Fla., '82)

MARK RICHT



HOMETOWN: Boca Raton, Fla.

ALMA MATER: University of Miami (1982)

PLAYING CAREER: University of Miami (quarterback) (1979-81).

COACHING EXPERIENCE: Florida State Graduate Assistant (1985-86); Florida State Volunteer Assistant (1987-88); East Carolina Offensive Coordinator (1989); Florida State Quarterbacks Coach (1990-2000); Florida State Offensive Coordinator (1994-2000); Georgia Head Coach (2001-present).

COACHING ACHIEVEMENTS: 2002, 2005 SEC Coach of the Year; 2002 and 2005 SEC Champions.

BORN: February 18, 1960 in Omaha, Neb.

WIFE: Katharyn Francis

CHILDREN: Jon, David, Zach, Anya

YEAR-BY-YEAR

Year	School	Conf.	Pct.	All	Pct.	Bowl
2001	Georgia	5-3	.625	8-4	.667	Music City
2002	Georgia	7-1	.875	13-1	.929	Sugar
2003	Georgia	6-2	.750	11-3	.786	Capital One
2004	Georgia	6-2	.750	10-2	.833	Outback
2005	Georgia	6-2	.750	10-3	.769	Sugar
2006	Georgia	4-4	.500	9-4	.692	Chick-fil-A
2007	Georgia	6-2	.750	11-2	.846	Sugar
2008	Georgia	6-2	.750	10-3	.769	Capital One
2009	Georgia	4-4	.500	8-5	.615	Independence
2010	Georgia	3-5	.375	6-7	.462	Liberty
2011	Georgia	7-1	.875	10-4	.714	Outback
2012	Georgia	7-1	.875	12-2	.857	Capital One
2013	Georgia	5-3	.625	8-5	.615	Gator
2014	Georgia	6-2	.750	10-3	.769	Belk
TOTALS		**78-34**	**.696**	**136-48**	**.739**	**14 Years**
BOWL RECORD:		9-5	.643			

ASSISTANT COACHES

BRIAN SCHOTTENHEIMER (Florida, 1997) Offensive Coord./Quarterbacks – 1st Year

JEREMY PRUITT (West Alabama, 1999) Defensive Coord./Secondary – 2nd Year

TRACY ROCKER (Auburn, 1992) Assoc. Head Coach/Def. Line/Will LBs – 2nd Year

BRYAN MCCLENDON (Georgia, 2005) Asst. Head Coach/Recruiting Coord./Passing Game Coord./WRs – 7th Year

JOHN LILLY (Guilford, 1990) Tight Ends/Offensive Special Teams Coord. – 8th Year

MIKE EKELER (Kansas State, 1995) Inside Linebackers/Defensive Special Teams Coord. – 2nd Year

ROB SALE (LSU, 2003) Offensive Line – 1st Year

THOMAS BROWN (Georgia, 2007) Running Backs – 1st Year

KEVIN SHERRER (Alabama, 1996) Sam Linebacker/Star Position – 2nd Year

SUPPORT STAFF

JOSH LEE (Valdosta State, 2005) Director of Football Operations

TODD HARTLEY (Georgia, 2008) Director of Recruiting

SAM PETITTO (La.-Monroe, 1997) Director of Player Personnel

MARK HOCKE (New Orleans, 2008) Director of Strength & Conditioning

RETURNING OFFENSIVE STARTERS

No.	Name	POS	CLASS	HT	WT	EXP	Hometown/Last School
71	John Theus	OT	Sr.	6-6	313	3L	Jacksonville, Fla./Bolles
75	Kolton Houston	OT	Sr.	6-5	287	2L	Buford Ga./Buford
73	Greg Pyke	OG	Jr.	6-6	321	1L	Baltimore, Md./Boys' Latin School
54	Brandon Kublanow	OG	Jr.	6-3	294	2L	Marietta, Ga./Walton
27	Nick Chubb	TB	So.	5-10	228	1L	Cedartown, Ga./Cedartown
48	Quayvon Hicks	FB	Sr.	6-2	257	3L	Blackshear, Ga./Pierce Co.
83	Jeb Blazevich	TE	So.	6-5	232	1L	Charlotte, N.C./Charlotte Christian

RETURNING DEFENSIVE STARTERS

No.	Name	POS	CLASS	HT	WT	EXP	Hometown/Last School
59	Jordan Jenkins	OLB	Sr.	6-3	252	3L	Hamilton, Ga./Harris Co.
84	Leonard Floyd	OLB	Jr.	6-4	230	2L	Eastman, Ga./Hargrave Military
20	Quincy Mauger	SS	Jr.	6-0	199	2L	Marietta, Ga./Kell
24	Dominick Sanders	FS	So.	6-0	187	1L	Tucker, Ga./Tucker
37	Devin Bowman	CB	Sr.	6-0	179	3L	Rossville, Ga./Ridgeland
35	Aaron Davis	CB	RSo.	6-1	189	1L	Locust Grove, Ga./Luella

STARTERS LOST

Name	POS	CLASS	HT	WT
Huston Mason	QB	Sr.	6-3	202
Chris Conley	WR	Sr.	6-3	206
Michael Bennett	WR	Sr.	6-3	205
David Andrews	C	Sr.	6-2	295
Ray Drew	DE	Sr.	6-5	276
Mike Thornton	DT	Sr.	6-1	290
Amarlo Herrera	ILB	Sr.	6-2	244
Ramik Wilson	ILB	Sr.	6-2	232
Damian Swann	CB	Sr.	5-11	178

RETURNING STATISTICAL LEADERS

RUSHING:	ATT	YARDS	AVG	TDS
Nick Chubb	219	1,547	119.0	14
Sony Michel	64	410	51.2	5

PASSING:	ATT	COMP	INT	TDS	YARDS	PCT
Brice Ramsey	39	24	2	3	333	61.5

RECEIVING:	REC	YARDS	AVG	AVG/GAME	TDS
Malcolm Mitchell	31	248	8.0	27.6	3
Jeb Blazevich	18	269	14.9	20.7	2
Nick Chubb	18	213	11.8	16.4	2

TACKLES:	TOTAL	SOLO	ASST	INT	SACKS	TFL (YDS)
Jordan Jenkins	70	32	38	0	5.0	9.5 (57)
Leonard Floyd	55	21	34	0	6.0	8.5 (56)
Quincy Mauger	51	34	17	4	0	1.0 (1)
Lorenzo Carter	41	18	23	0	4.5	7.0 (41)

2014 RESULTS

10-3 Overall • 6-2 SEC

Home: 6-1 Away: 3-1 Neutral: 1-1 vs. Division: 4-2 vs. Top 25: 4-2

Aug. 30	[12/12]	CLEMSON (16/16)	92,746	W 45-21
Sept. 13	[6/6]	at South Carolina* (24/23)	84,232	L 35-38
Sept. 20	[13/14]	TROY	92,746	W 66-0
Sept. 27	[12/13]	TENNESSEE*	92,746	W 35-32
Oct. 4	[13/12]	VANDERBILT*	92,746	W 44-17
Oct. 11	[13/10]	at Missouri* (23/24)	71,168	W 34-0
Oct. 18	[10/10]	at Arkansas* (rv/--)	54,959	W 45-32
Nov. 1	[9/8]	vs. Florida*	83,004	L 20-38
Nov. 8	[17/17]	at Kentucky*	60,152	W 63-31
Nov. 15	[16/14]	AUBURN* (9/9)	92,746	W 34-7
Nov. 22	[9/10]	CHARLESTON SOUTHERN	92,746	W 55-9
Nov. 29	[8/9]	GEORGIA TECH (16/15)	92,746	L 24-30 OT
Dec. 30	[13/13]	vs. Louisville (20/20) Belk Bowl; Charlotte, N.C.	45,671	W 37-14

[AP/Coaches] – Denotes team ranking at the time of the game; (AP/Coaches) – Denotes opponent ranking at the time of the game

GEORGIA Team Information

BASIC OFFENSE: Pro Style
BASIC DEFENSE: 3-4

LETTERMEN RETURNING: 42

OFFENSE: 21
DEFENSE: 18
SPECIALTY: 3

LETTERMEN LOST: 23

OFFENSE: 13
DEFENSE: 9
SPECIALTY: 1

STARTERS RETURNING: 16

OFFENSE: 7
DEFENSE: 6
SPECIALTY: 3

STARTERS LOST: 9

OFFENSE: 4
DEFENSE: 5
SPECIALTY: 0

NOTE: Specialists include punter and place-kicker only.

ALL-STAR CANDIDATES

Nick CHUBB

Sophomore • TB • 5-10 • 228 • Cedartown, Ga.

- SEC Freshman of the Year, All-SEC First Team, FWAA Freshman All-American
- Appeared in all 13 games with eight starts in 2014, rushing for 1,547 yards and 14 touchdowns, tied for fourth most in single season history
- Finished second in the SEC in Rushing Yards Per Game (119.0)

Leonard FLOYD

Junior • OLB • 6-4 • 230 • Eastman, Ga.

- Appeared in 12 games with 11 starts and registered 55 tackles, 8.5 tackles for a loss, a team-high six sacks and three forced fumbles
- Named team's Defensive Most Valuable Player in 2014 and Honorable Mention All-SEC
- Career-high 10 tackles plus a sack and a fumble recovery in road win over Arkansas

Jordan JENKINS

Senior • OLB • 6-3 • 252 • Hamilton, Ga.

- Appeared in all 13 games with 13 starts and tallied 70 tackles, 9.5 tackles for a loss, five sacks and a team-high 34 QB-pressures
- Named 3rd team All-SEC by Phil Steele
- Named team's Most Improved Defensive Player of the Year in 2014

John THEUS

Senior • OT • 6-6 • 313 • Jacksonville, Fla,

- Started all 13 games on the offensive line and helped Georgia rush for an SEC-best 257.8 yards per game and that ranked 11th nationally
- Part of offensive unit that led the SEC and was eighth nationally in scoring at 41.3 points a game including paving the way for 38 rushing touchdowns
- Named Associated Press All-SEC Honorable Mention

2015 ALPHABETICAL ROSTER

No.	Name	POS	CL	HT	WT	EXP	Hometown
30	Johnathan Abram	DB	Fr.	6-1	202	HS	Columbia, Miss.
41	Chuks Amaechi	LB	Jr.	6-3	220	TR	Avondale, Ariz.
97	John Atkins	DT	RSo.	6-4	299	1VL	Thomson, Ga.
58	Sterling Bailey	DE	Sr.	6-3	280	2VL	Gainesville, Ga.
65	Kendall Baker	OL	RFr.	6-6	310	SQ	Atlanta, Ga.
32	Collin Barber	P	Sr.	6-2	208	2VL	Cartersville, Ga.
94	Michael Barnett	DE	Fr.	6-4	255	HS	Dorchester, S.C.
10	Faton Bauta	QB	Jr.	6-3	218	1VL	West Palm Beach, Fla.
93	Patrick Beless	PK	Sr.	5-9	162	SQ	Atlanta, Ga.
17	Davin Bellamy	OLB	RSo.	6-5	240	1VL	Chamblee, Ga.
33	Detric Bing-Dukes	FB	RFr.	6-0	230	SQ	Atlanta, Ga.
83	Jeb Blazevich	TE	So.	6-5	232	1VL	Charlotte, N.C.
37	Devin Bowman	CB	Sr.	6-0	179	3VL	Rossville, Ga.
11	Keyon Brown	OLB	RFr.	6-3	247	SQ	Wauchula, Fla.
70	Aulden Bynum	OG	RSo.	6-5	276	SQ	Valdosta, Ga.
7	Lorenzo Carter	OLB	So.	6-6	237	1VL	Norcross, Ga.
45	Reggie Carter	ILB	Jr.	6-1	231	2VL	Snellville, Ga.
41	Jared Chapple	TE	Jr.	6-4	227	SQ	Alpharetta, Ga.
27	Nick Chubb	TB	So.	5-10	228	1VL	Cedartown, Ga.
56	John Courson	SN	RFr.	5-11	189	SQ	Athens, Ga.
24	Colter Creswell	WR	Jr.	6-3	190	SQ	Varnell, Ga.
10	Kennar Daniels-Johnson	CB	Sr.	6-2	192	SQ	Miami, Fla.
35	Aaron Davis	CB	RSo.	6-1	189	1VL	Locust Grove, Ga.
16	James Davis	SS	Sr.	5-11	199	SQ	Baconton, Ga.
85	Jordan Davis	TE	RSo.	6-4	230	1VL	Thomson, Ga.
81	Reggie Davis	FLK	Jr.	6-0	170	2VL	Tallahassee, Fla.
91	Josh Dawson	DE	Sr.	6-4	266	3VL	Tucker, Ga.
89	James DeLoach	DT	Sr.	6-3	276	1VL	Millen, Ga.
22	Brendan Douglas	TB	Jr.	5-11	213	2VL	Augusta, Ga.
64	Jake Edwards	OL	RFr.	6-4	273	SQ	Franklin, Ga.
57	Alex Essex	OT	RFr.	6-5	269	SQ	Richmond, Va.
44	Cameron Faulkner	FB	Sr.	5-11	231	SQ	Snellville, Ga.
31	Shattle Fenteng	CB	Jr.	6-2	187	SQ	Loganville, Ga.
84	Leonard Floyd	OLB	Jr.	6-4	230	2VL	Eastman, Ga.
69	Trent Frix	SN	Jr.	6-0	209	SQ	Calhoun, Ga.
53	Lamont Gaillard	DT	RFr.	6-2	305	SQ	Fayetteville, N.C.
51	Jake Ganus	LB	Sr.	6-2	215	TR	Chelsea, Ala.
36	Devin Gillespie	SS	Jr.	5-10	182	SQ	Grayson, Ga.
23	Jonah Guinn	FS	Jr.	6-0	196	SQ	Walnut Grove, Ga.
88	Jackson Harris	TE	Fr.	6-6	250	HS	Columbia, Tenn.
80	Charlie Hegedus	WR	Jr.	6-2	208	SQ	Marietta, Ga.
59	Matthew Herzwurm	SN	RSo.	6-0	225	SQ	Augusta, Ga.
48	Quayvon Hicks	FB	Sr.	6-2	257	3VL	Blackshear, Ga.
75	Kolton Houston	OT	Sr.	6-5	287	2VL	Buford, Ga.
57	John Huff	ILB	Sr.	6-1	220	SQ	Watkinsville, Ga.
59	Jordan Jenkins	OLB	Sr.	6-3	252	3VL	Hamilton, Ga.
38	Clay Johnson	FLK	RSo.	6-1	172	SQ	Calhoun, Ga.

No.	Name	POS	CL	HT	WT	EXP	Hometown
18	Jesse Jones	FS	Sr.	6-0	191	SQ	Alto, Ga.
42	Tim Kimbrough	ILB	Jr.	6-0	230	2VL	Indianapolis, Ind.
54	Brandon Kublanow	OG	Jr.	6-3	294	2VL	Marietta, Ga.
13	Jonathan Ledbetter	DT	Fr.	6-4	265	HS	Tucker, Ga.
88	Joseph Ledbetter	TE	RSo.	6-4	235	SQ	Tucker, Ga.
66	Hunter Long	OG	Sr.	6-4	302	SQ	Memphis, Tenn.
43	Tommy Long	OLB	Jr.	6-2	228	SQ	Marietta, Ga.
4	Keith Marshall	TB	Sr.	5-11	215	3VL	Raleigh, N.C.
20	Quincy Mauger	FS	Jr.	6-0	199	2VL	Marietta, Ga.
93	Chris Mayes	N	Sr.	6-4	317	2VL	Griffin, Ga.
8	Shaun McGee	OLB	RSo.	6-3	235	SQ	Snellville, Ga.
16	Isaiah McKenzie	WR	So.	5-8	164	1VL	Miami, Fla.
1	Sony Michel	TB	So.	5-11	208	1VL	Plantation, Fla.
26	Malcolm Mitchell	SE	Sr.	6-1	195	3VL	Valdosta, Ga.
13	Marshall Morgan	PK	Sr.	6-3	200	3VL	Ft. Lauderdale, Fla.
22	Javonte' Nelson	FS	Sr.	5-11	198	SQ	Wrens, Ga.
50	Johnny O'Neal	OLB	Jr.	6-2	240	SQ	Dublin, Ga.
14	Malkom Parrish	CB	So.	5-10	194	1VL	Quitman, Ga.
6	Natrez Patrick	LB	Fr.	6-3	255	HS	Atlanta, Ga.
41	Christian Payne	FB	So.	6-1	222	1VL	Athens, Ga.
29	Matt Price	WR	RFr.	6-0	190	SQ	Snellville, Ga.
94	Thomas Pritchard	PK	Jr.	5-10	165	SQ	Louisville, Ga.
73	Greg Pyke	OG	Jr.	6-6	321	1VL	Baltimore, Md.
12	Brice Ramsey	QB	RSo.	6-3	216	1VL	Kingsland, Ga.
38	Ryne Rankin	ILB	Jr.	6-1	215	2VL	Orlando, Fla.
87	Jay Rome	TE	Sr.	6-6	248	3VL	Valdosta, Ga.
24	Dominick Sanders	CB	So.	6-0	187	1VL	Tucker, Ga.
86	Justin Scott-Wesley	SE	Sr.	5-11	210	3VL	Camilla, Ga.
67	Michael Scullin	OG	RSo.	6-2	285	SQ	Cumming, Ga.
58	Billy Seward	OG	RSo.	6-3	270	SQ	Watkinsville, Ga.
55	Dyshon Sims	OL	So.	6-4	302	1VL	Valdosta, Ga.
25	Ben Souther	TB	Sr.	6-2	207	1VL	Gainesville, Ga.
90	Tanner Stumpe	PK	RFr.	5-8	161	SQ	Albany, Ga.
74	Thomas Swilley	OG	RSo.	6-3	301	SQ	Athens, Ga.
28	Tramel Terry	SS	RSo.	6-0	197	1VL	Goose Creek, S.C.
71	John Theus	OT	Sr.	6-6	313	3VL	Jacksonville, Fla.
49	Nathan Theus	SN	Sr.	6-3	236	2VL	Jacksonville, Fla.
9	Kenneth Towns	SE	Jr.	6-3	205	2VL	Albany, Ga.
35	A.J. Turman	TB	RSo.	6-0	212	SQ	Orlando, Fla.
32	Ridge Underwood	ILB	Jr.	6-2	227	SQ	Moultrie, Ga.
25	Steven Van Tiflin	WR	RFr.	6-1	195	SQ	Saginaw, Mich.
2	Sam Vaughn	QB	RFr.	6-3	188	SQ	Fort Pierce, Fla.
72	Glenn Welch	C	RSo.	6-3	280	SQ	Jesup, Ga.
9	Reggie Wilkerson	CB	RSo.	5-11	181	SQ	Citra, Fla.
23	Shakenneth Williams	WR	So.	6-1	197	1VL	Macon, Ga.
19	Jarvis Wilson	DB	Fr.	6-2	197	HS	Tupelo, Miss.
77	Isaiah Wynn	OL	So.	6-2	283	1VL	St. Petersburg, Fla.

YEAR-BY-YEAR RECORDS

Year	Coach	SEC	SEC Finish	Overall	Bowls
1892	Dr. Charles Herty	1-1			
1893	Ernest Brown	2-2-1			
1894	Robert Winston	5-1			
1895	Glenn "Pop" Warner	3-4			
1896	Glenn "Pop" Warner	4-0			
1897	Charles McCarthy	2-1			
1898	Charles McCarthy	4-2			
1899	Gordon Saussy	2-3-1			
1900	E. E. Jones	2-4			
1901	Billy Reynolds	1-5-2			
1902	Billy Reynolds	4-2-1			
1903	M. M. Dickinson	3-4			
1904	Charles A. Barnard	1-5			
1905	M. M. Dickinson	1-5			
1906	W. S. Whitney	2-4-1			
1907	W. S. Whitney	4-3-1			
1908	Branch Bocock	5-2-1			
1909	J. Coulter Frank Dobson	1-4-2			
1910	W. A. Cunningham	6-2-1			
1911	W. A. Cunningham	7-1-1			
1912	W. A. Cunningham	6-1-1			
1913	W. A. Cunningham	6-2			
1914	W. A. Cunningham	3-5-1			
1915	W. A. Cunningham	5-2-2			
1916	W. A. Cunningham	6-3			
1919	W. A. Cunningham	4-2-3			
1920	H. J. Stegeman	8-0-1			
1921	H. J. Stegeman	7-2-1			
1922	H. J. Stegeman	5-4-1			
1923	George Woodruff	5-3-1			
1924	George Woodruff	7-3			
1925	George Woodruff	4-5			
1926	George Woodruff	5-4			
1927	George Woodruff	9-1			
1928	Harry Mehre	4-5			
1929	Harry Mehre	6-4			
1930	Harry Mehre	7-2-1			
1931	Harry Mehre	8-2			
1932	Harry Mehre	2-5-2			
1933	Harry Mehre	3-1	3	8-2	–
1934	Harry Mehre	3-2	5	7-3	–
1935	Harry Mehre	2-4	11	6-4	–
1936	Harry Mehre	3-3	6	5-4-1	–
1937	Harry Mehre	1-2-2	10	6-3-2	–
1938	Joel Hunt	1-2-1	9	5-4-1	–
1939	Wally Butts	1-3	9	5-6	–
1940	Wally Butts	2-3-1	7	5-4-1	–
1941	Wally Butts	3-1-1	4	9-1-1	Orange
1942	Wally Butts	6-1	1	11-1	Rose
1943	Wally Butts	0-3	4t	6-4	–
1944	Wally Butts	4-2	3	7-3	–
1945	Wally Butts	4-2	4	9-2	Oil
1946	Wally Butts	5-0	1t	11-0	Sugar
1947	Wally Butts	3-3	4t	7-4-1	Gator
1948	Wally Butts	6-0	1	9-2	Orange
1949	Wally Butts	1-4-1	10t	4-6-1	–
1950	Wally Butts	3-2-1	6	6-2-3	Presidential
1951	Wally Butts	2-4	9t	5-5	–
1952	Wally Butts	4-3	5	7-4	–
1953	Wally Butts	1-5	10t	3-7	–
1954	Wally Butts	3-2-1	5	6-3-1	–
1955	Wally Butts	2-5	11	4-6	–
1956	Wally Butts	1-6	12	3-6-1	–
1957	Wally Butts	3-4	9	3-7	–
1958	Wally Butts	2-4	10	4-6	–
1959	Wally Butts	7-0	1	10-1	Orange
1960	Wally Butts	4-3	6	6-4	–
1961	Johnny Griffith	2-5	9	3-7	–
1962	Johnny Griffith	2-3-1	7t	3-4-3	–
1963	Johnny Griffith	2-4	9	4-5-1	–
1964	Vince Dooley	4-2	2t	7-3-1	Sun
1965	Vince Dooley	3-3	6t	6-4	–
1966	Vince Dooley	6-0	1t	10-1	Cotton
1967	Vince Dooley	4-2	3t	7-4	Liberty
1968	Vince Dooley	5-0-1	1	8-1-2	Sugar
1969	Vince Dooley	2-3-1	6	5-5-1	Sun
1970	Vince Dooley	3-3	5t	5-5	–
1971	Vince Dooley	5-1	2t	11-1	Gator
1972	Vince Dooley	4-3	5	7-4	–
1973	Vince Dooley	3-4	5t	7-4-1	Peach
1974	Vince Dooley	4-2	2t	6-6	Tangerine
1975	Vince Dooley	5-1	2t	9-3	Cotton
1976	Vince Dooley	5-1	1t	10-2	Sugar
1977	Vince Dooley	2-4	7	5-6	–
1978	Vince Dooley	5-0-1	2	9-2-1	Bluebonnet
1979	Vince Dooley	5-1	2	6-5	–
1980	Vince Dooley	6-0	1	12-0	Sugar
1981	Vince Dooley	6-0	1t	10-2	Sugar
1982	Vince Dooley	6-0	1	11-1	Sugar
1983	Vince Dooley	5-1	2	10-1-1	Cotton
1984	Vince Dooley	4-2	3t	7-4-1	Citrus
1985	Vince Dooley	3-2-1	4	7-3-2	Sun
1986	Vince Dooley	4-2	2t	8-4	Hall of Fame
1987	Vince Dooley	4-2	4t	8-4	Liberty
1988	Vince Dooley	5-2	3	9-3	Gator
1989	Ray Goff	4-3	4t	6-6	Peach
1990	Ray Goff	2-5	6t	4-7	–
1991	Ray Goff	4-3	4t	9-3	Independence
1992	Ray Goff	6-2	T1-E	10-2	Citrus
1993	Ray Goff	2-6	4-E	5-6	–
1994	Ray Goff	3-4-1	4-E	6-4-1	–
1995	Ray Goff	3-5	3-E	6-6	Peach
1996	Jim Donnan	3-5	4-E	5-6	–
1997	Jim Donnan	6-2	2-E	10-2	Outback
1998	Jim Donnan	6-2	3-E	9-3	Peach
1999	Jim Donnan	5-3	3-E	8-4	Outback
2000	Jim Donnan	5-3	T2-E	8-4	Oahu
2001	Mark Richt	5-3	T3-E	8-4	Music City
2002	Mark Richt	7-1	1-E	13-1	Sugar
2003	Mark Richt	6-2	T1-E	11-3	Capital One
2004	Mark Richt	6-2	2-E	10-2	Outback
2005	Mark Richt	6-2	1-E	10-3	Sugar
2006	Mark Richt	4-4	T3-E	9-4	Chick-fil-A
2007	Mark Richt	6-2	T1-E	11-2	Sugar
2008	Mark Richt	6-2	2-E	10-3	Capital One
2009	Mark Richt	4-4	T2-E	8-5	Independence
2010	Mark Richt	3-5	T3-E	6-7	Liberty
2011	Mark Richt	7-1	1-E	10-4	Outback
2012	Mark Richt	7-1	1-E	12-2	Capital One
2013	Mark Richt	5-3	3-E	8-5	Gator
2014	Mark Richt	6-2	2-E	10-3	Belk

BOWL RESULTS (28-19-3)

Bowl	Opponent	Result	Date
Orange	Texas Christian	W 40-26	1-1-42
Rose	UCLA	W 9-0	1-1-43
Oil	Tulsa	W 20-6	1-1-46
Sugar	North Carolina	W 20-10	1-1-47
Gator	Maryland	T 20-20	1-1-48
Orange	Texas	L 28-41	1-1-49
Presidential	Texas A&M	L 20-40	12-9-50
Orange	Missouri	W 14-0	1-1-60
Sun	Texas Tech	W 7-0	12-26-64
Cotton	Southern Methodist	W 24-9	12-31-66
Liberty	North Carolina State	L 7-14	12-16-67
Sugar	Arkansas	L 2-16	1-1-69
Sun	Nebraska	L 6-45	12-20-69
Gator	North Carolina	W 7-3	12-31-71
Peach	Maryland	W 17-16	12-28-73
Tangerine	Miami-Ohio	L 10-21	12-20-74
Cotton	Arkansas	L 10-31	1-1-76
Sugar	Pittsburgh	L 3-27	1-1-77
Bluebonnet	Stanford	L 22-25	12-31-78
Sugar	Notre Dame	W 17-10	1-1-81
Sugar	Pittsburgh	L 20-24	1-1-82
Sugar	Penn State	L 23-27	1-1-83
Cotton	Texas	W 10-9	1-2-84
Citrus	Florida State	T 17-17	12-22-84
Sun	Arizona	T 13-13	12-28-85
Hall of Fame	Boston College	L 24-27	12-23-86
Liberty	Arkansas	W 20-17	12-29-87
Gator	Michigan State	W 34-27	1-1-89
Peach	Syracuse	L 18-19	12-30-89
Independence	Arkansas	W 24-15	12-29-92
Citrus	Ohio State	W 21-14	1-1-93
Peach	Virginia	L 27-34	12-30-95
Outback	Wisconsin	W 33-6	1-1-98
Peach	Virginia	W 35-33	12-31-98
Outback	Purdue	W 28-25 OT	1-1-00
Oahu	Virginia	W 37-14	12-24-00
Music City	Boston College	L 16-20	12-28-01
Sugar	Florida State	W 26-13	1-1-03
Capital One	Purdue	W 34-27 OT	1-1-04
Outback	Wisconsin	W 24-21	1-1-05
Sugar	West Virginia	L 35-38	1-2-06
Chick-fil-A	Virginia Tech	W 31-24	12-30-06
Sugar	Hawai'i	W 41-10	1-1-08
Capital One	Michigan State	W 24-12	1-1-09
Independence	Texas A&M	W 44-20	12-28-09
Liberty	Central Florida	L 6-10	12-31-10
Outback	Michigan State	L 30-33 (3OT)	1-2-12
Capital One	Nebraska	W 45-31	1-1-13
Gator	Nebraska	L 19-24	1-1-14
Belk	Louisville	W 37-14	12-30-14

2015 SCHEDULE

Sept. 5	UL LAFAYETTE (7:00 ET – ESPNU)	First Meeting
Sept. 12	at South Carolina* (7:30 ET – SECN)	SC leads 17-8-1
Sept. 19	FLORIDA* (7:30 ET – SECN)	UF leads 48-17
Sept. 26	MISSOURI*	MU leads 3-2
Oct. 3	EASTERN KENTUCKY	UK leads 3-0
Oct. 15	AUBURN* (7:00 ET – ESPN)	AU leads 25-6-1
Oct. 24	at Mississippi State*	Series Tied 21-21
Oct. 31	TENNESSEE	UT leads 77-24-9
Nov. 7	at Georgia*	UG leads 54-12-2
Nov. 14	at Vanderbilt*	UK leads 42-41-4
Nov. 21	CHARLOTTE	First Meeting
Nov. 28	LOUISVILLE	UK leads 14-13

*SEC Game

University of Kentucky
Wildcat Quick Facts

LOCATION: Lexington, Kentucky

FOUNDED: 1865

ENROLLMENT: 30,000

NICKNAME: Wildcats

COLORS: Blue (PMS 286) and White

STADIUM: Commonwealth (61,000)

- **PLAYING SURFACE:** Synthetic/UBU Speed Series
- **FIRST GAME:** Sept. 15, 1973 – Kentucky 31, Virginia Tech 26
- **HOME RECORD:** 143-123-4 (.537)
- **HOME ATTENDANCE:** 403,002 (57,571 avg./91.38% Capacity)

ALL-TIME RECORD: 587-599-44 (.495/1,230 games)

2014 RECORD: 5-7 (5-2 H, 0-5 A, 0-0 N, 2-4 vs. Eastern Division)

2014 SEC RECORD/FINISH: 2-6/6th SEC East

SEC CHAMPIONSHIPS: 2 (1950, 76t)

BOWL: N/A

BOWL APPEARANCES: 15

BOWL RECORD: 8-7 (.533)

LAST BOWL APPEARANCE: BBVA Compass Bowl, Birmingham, Ala. (lost to Pittsburgh, 10-27, Jan. 8, 2011)

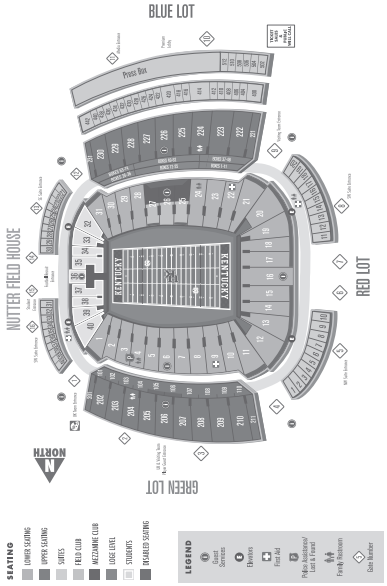

DR. ELI CAPILOUTO
President
(Alabama, '71)

JOSEPH L. FINK III
Faculty Representative
(Philadelphia College of Pharmacy & Science, '70)

MITCH BARNHART
Athletics Director
(Ottawa, '81)

MARK STOOPS
Head Football Coach
(Iowa, '89)

MARK STOOPS

YEAR-BY-YEAR

Year	School	Conf.	Pct.	All	Pct.	Bowl
2013	Kentucky	0-8	.000	2-10	.167	
2014	Kentucky	2-6	.025	5-7	.417	
TOTALS		**2-14**	**.125**	**7-17**	**.292**	**2 Years**
BOWL RECORD:		N/A				

ALMA MATER: Iowa (1989)

PLAYING CAREER: Defensive back at the University of Iowa, 1985-89

PLAYING ACCOMPLISHMENTS: Participated in four bowl games

COACHING EXPERIENCE: Iowa, graduate assistant, 1990-91; Nordonia High School, defensive backs, 1992-95; South Florida, defensive backs, 1996; Wyoming, defensive backs, 1997-99; Houston, co-defensive coordinator, safeties, 2000; Miami (Fla.), defensive backs 2001-03; Arizona, defensive coordinator, defensive backs, 2004-09; Florida State, defensive coordinator, defensive backs, 2010-12; Kentucky, head coach, 2013-present

COACHING ACCOMPLISHMENTS: Participated in 10 bowl games as a coach -- two Rose, two Orange, two Holiday, Fiesta, Las Vegas, Chick-fil-A, Champs Sports; won national championship for 2001 season at Miami

WIFE: Chantel

CHILDREN: Will, Zack

ASSISTANT COACHES

DERRICK ANSLEY (Troy, 2005) Defensive Backs – 3rd Year

JIMMY BRUMBAUGH (Auburn, 2000) Defensive Line – 3rd Year

ANDY BUH (Nevada, 1995) Outside Linebackers – 1st Year

SHANNON DAWSON (Wingate, 2001) Offensive Coordinator, Quarterbacks – 1st Year

D.J. ELIOT (Wyoming, 1999) Defensive Coordinator, Inside Linebackers – 3rd Year

TOMMY MAINORD (Tarleton State, 2000) Wide Receivers – 3rd Year

VINCE MARROW (Toledo, 1992) Tight Ends, Recruiting Coordinator – 3rd Year

JOHN SCHLARMAN (Kentucky, 1997) Offensive Line – 3rd Year

CHAD SCOTT (North Carolina, 2005) Running Backs – 3rd Year

SUPPORT STAFF

MARC HILL (Iowa Wesleyan, 1993) Executive Associate Director of Athletics

ERIK KOREM (Texas A&M, 2003) High Performance Coach

COREY EDMOND (N.C. State, 2003) Strength and Conditioning Coach

CHRIS RONALD (Brock, 2007) Director of Sports Science

FRANK BUFFANO (Arizona, 2006) Director of Football Operations

DAN BEREZOWITZ (Wisconsin-Whitewater, 1994) Director of Recruiting Operations

JOSH PRUITT (Troy, 2006) Director of Player Development

JIM MADALENO (Michigan State, 1980) Head Athletic Trainer

TOM KALINOWSKI (Kentucky, 1978) Equipment Manager

RETURNING OFFENSIVE STARTERS

No.	Name	POS	CLASS	HT	WT	EXP	Hometown/Last School
70	Jordan Swindle	OT	SR	6-7	309	3L	St. Johns, Fla./Creekside
75	Zach West	OG	SR	6-4	305	3L	Lexington, Ky./Lexington Christian Academy
72	Jon Toth	C	JR	6-5	310	2L	Indianapolis, Ind./Brebeuf Jesuit
69	Ramsey Meyers	OG	SO	6-4	320	1L	Orange Park, Fla./Ridgeview
14	Patrick Towles	QB	JR	6-5	240	2L	Ft. Thomas, Ky./Highlands
1	Ryan Timmons	WR	JR	5-10	192	2L	Frankfort, Ky./Franklin County
87	Joey Herrick	WR	SR	6-1	203	2L	Dripping Springs, Texas/Kilgore College

RETURNING DEFENSIVE STARTERS

No.	Name	POS	CLASS	HT	WT	EXP	Hometown/Last School
90	Melvin Lewis	DT	SR	6-4	332	1L	Compton, Calif./Fullerton College
6	Jason Hatcher	DE/LB	JR	6-3	252	2L	Louisville, Ky./Trinity
22	Khalid Henderson	LB	SR	6-1	235	3L	Mableton, Ga./Pebblebrook
45	Josh Forrest	LB	SR	6-3	255	3L	Paducah, Ky./Tilghman
16	Cody Quinn	CB	SR	5-10	180	3L	Middletown, Ohio/Middletown
3	Fred Tiller	CB	SR	6-0	180	3L	Homerville, Ga./Clinch County
1	A.J. Stamps	S	SR	6-0	205	1L	Vicksburg, Miss./East Mississippi Comm. College

STARTERS LOST

Name	POS	CLASS	HT	WT
Darrian Miller	OT	SR	6-5	292
Javess Blue	WR	SR	6-0	191
Demarco Robinson	WR	SR	5-10	158
Braylon Heard	RB	JR	5-11	189
Bud Dupree	DE	SR	6-4	264
Mike Douglas	DT	SR	6-4	288
Za'Darius Smith	DE	SR	6-6	263
Ashely Lowery	S	SR	6-1	220

RETURNING STATISTICAL LEADERS

RUSHING:	ATT	YARDS	AVG	TDS
Stanley "Boom" Williams	74	486	6.6	5

PASSING:	ATT	COMP	INT	TDS	YARDS	PCT
Patrick Towles	225	393	9	14	2718	57.3

RECEIVING:	REC	YARDS	AVG	AVG/GAME	TDS
Ryan Timmons	45	536	11.9	44.7	2

TACKLES:	TOTAL	SOLO	ASST	INT	SACKS	TFL (YDS)
Josh Forrest	110	63	47	2	1	8(27)

2014 RESULTS

5-7 Overall • 2-6 SEC

Home: 5-2 Away: 0-5 Neutral: 0-0 vs. Division: 2-4 vs. Top 25: 0-3

Aug. 30		UT MARTIN	50,398	W	59-14
Sept. 6		OHIO	51,910	W	20-3
Sept. 13		at Florida* (rv/rv)	88,334	L	30-36 [3 OT]
Sept. 27		VANDERBILT*	56,940	W	17-7
Oct. 4		SOUTH CAROLINA* (rv/rv)	62,135	W	45-38
Oct. 11	[rv/rv]	LA MONROE	56,676	W	48-14
Oct. 18	[rv/rv]	at LSU* (rv/rv)	101,581	L	3-41
Oct. 25		MISSISSIPPI STATE* (1/1)	64,791	L	31-45
Nov. 1		at Missouri* (rv/rv)	62,004	L	10-20
Nov. 8		GEORGIA* (17/17)	60,152	L	31-63
Nov. 15		at Tennessee*	102,455	L	16-50
Nov. 29		at Louisville (24/23)	55,118	L	40-44

[AP/Coaches] – Denotes team ranking at the time of the game; (AP/Coaches) – Denotes opponent ranking at the time of the game

KENTUCKY Team Information

BASIC OFFENSE: Spread
BASIC DEFENSE: 4-3, 3-4

LETTERMEN RETURNING: 45

OFFENSE: 21
DEFENSE: 21
SPECIALTY: 3

LETTERMEN LOST: 25

OFFENSE: 13
DEFENSE: 11
SPECIALTY: 1

STARTERS RETURNING: 16

OFFENSE: 7
DEFENSE: 7
SPECIALTY: 2

STARTERS LOST: 8

OFFENSE: 4
DEFENSE: 4
SPECIALTY: 0

NOTE: Specialists include punter and place-kicker only.

ALL-STAR CANDIDATES

Josh FORREST

Senior • Linebacker • 6-3 • 255 • Paducah, Ky.

- Forrest, who was named third-team All-SEC last season, led the Wildcats in tackles last year with 110, adding eight tackles for loss, one sack, two interceptions, two pass breakups, two quarterback hurries and one fumble forced.
- Forrest ranked fourth in the conference in total tackles and 36th nationally, while sitting second in the league in solo tackles. The season was a breakout year for Forrest, who entered 2014 with 29 career tackles, 1.5 tackles for loss and zero sacks.

A.J. STAMPS

Senior • Safety • 6-0 • 205 • Vicksburg, Miss.

- Stamps moved from cornerback to safety last spring and the central position enabled him to stay around the ball and he responded by leading the team with four interceptions, while his 103 interception return yards were the most for a Wildcat in one season since 1981.
- Started all 12 games last season at safety, including the season opener vs. UT Martin, where he made a spectacular one-handed interception that was on ESPN's Top 10 Plays of the Day. He also had a fourth-quarter interception against Vanderbilt that helped clinch the Wildcats' victory over the Commodores.

Jon TOTH

Junior • Center • 6-5 • 310 • Indianapolis, Ind.

- Toth is one of four returning starters on the offensive line and will enter his junior campaign with 23 consecutive starts under his belt.
- Last season he started all 12 games and was named the SEC Offensive Lineman of the Week in the season-opening win over UT Martin as he helped the Wildcats roll up 59 points and 656 yards. The 656 yards were the fourth-highest single-game mark in school history. With Toth's help, UK improved from 20 points per game in 2013 to 29 points per game in 2014.

Jordan SWINDLE

Senior • Off. Tackle • 6-7 • 309 • St. Johns, Fla.

- Two-year returning starter at right tackle and is expected to start at left tackle this fall after the departure of Darrian Miller, a position he has played when Miller was out.
- Swindle has played in 35 career games with 24 starts with the UK offense improving during his two years as a starter to 18 points per game to 20 points per game and 29 points per game last season.
- With the help of his blocking, Kentucky had five players rush for at least 300 yards last season, the first time that has happened at Kentucky since 1977.

2015 ALPHABETICAL ROSTER

No.	Name	POS	HT	WT	CL-EXP	Hometown
	Josh Allen	LB	6-5	210	Fr-HS	Montclair, N.J.
64	George Asafo-Adjei	OT	6-5	325	Fr-HS	West Chester, Ohio
13	Jeff Badet	WR	6-0	182	So-1L	Orlando, Fla.
	Derrick Baity	DB	6-3	180	Fr-HS	Tampa, Fla.
2	Dorian Baker	WR	6-3	208	So-1L	Cleveland Heights, Ohio
7*	Drew Barker	QB	6-3	225	Fr-RS	Burlington, Ky.
55	David Baumer	OG	6-5	307	Fr-RS	Cincinnati, Ohio
	Kei Beckham	DB	5-11	170	Fr-HS	Trotwood, Ohio
	Alvonte Bell	DE	6-5	260	Jr-JC	Miramar, Fla.
7*	Daron Blaylock	LB	6-1	226	Sr-3L	Marietta, Ga.
17*	Zack Blaylock	S	6-0	193	Jr-1L	Marietta, Ga.
43	Logan Blue	LB/LS	6-4	246	Fr-RS	Owensboro, Ky.
6*	Blake Bone	WR	6-5	208	So-1L	Woodruff, S.C.
31	David Bouvier	WR	5-9	163	Fr-RS	Lexington, Ky.
	Eli Brown	LB	6-2	208	Fr-HS	Bowling Green, Ky.
95	Miles Butler	K	5-9	171	Fr-RS	Paducah, Ky.
48	Will Thomas Collins	FB	5-11	238	Jr-Sq	Jackson, Ky.
15*	C.J. Conrad	TE	6-5	245	Fr-HS	LaGrange, Ohio
20*	Kengera Daniel	DE	6-5	260	Fr-HS	Raleigh, N.C.
98	Tymere Dubose	DT	6-5	315	Fr-RS	Youngstown, Ohio
27	Mike Edwards	S	6-0	200	Fr-RS	Cincinnati, Ohio
69*	Matt Elam	DT	6-7	360	So-1L	Elizabethtown, Ky.
18*	Glenn Faulkner	S	6-2	208	Sr-3L	East St. Louis, Ill.
30	Rhomel Fields	S	6-2	191	Fr-RS	Chicago, Ill.
49	Tanner Fink	TE/FB	6-2	233	Jr-Sq	Louisville, Ky.
40	Nico Firios	LB	6-2	230	Fr-RS	Longwood, Fla.
33	Ryan Flannigan	LB	6-2	225	Sr-1L	Missouri City, Texas
83	Cameron Fogle	WR	5-11	203	So-Sq	Hebron, Ky.
45	Josh Forrest	LB	6-3	255	Sr-3L	Paducah, Ky.
9*	Landon Foster	P	6-1	178	Sr-3L	Franklin, Tenn.
	Therrell Gosier	WR	6-6	210	Fr-HS	Pompano Beach, Fla.
62	Dylan Greenberg	C	6-2	308	So-Sq	Tucson, Ariz.
	Jabari Greenwood	WR	6-3	195	Fr-HS	Washington, D.C.
11	J.D. Harmon	CB	6-2	197	Jr-2L	Paducah, Ky.
85	Greg Hart	TE	6-5	240	So-Tr	Dayton, Ohio
6*	Jason Hatcher	DE/LB	6-3	252	Jr-2L	Louisville, Ky.
68	Nick Haynes	OG	6-3	308	So-1L	Niceville, Fla.
22	Khalid Henderson	LB	6-1	235	Sr-3L	Mableton, Ga.
14*	Dorian Hendrix	LB	6-0	232	Fr-RS	Huber Heights, Ohio
87	Joey Herrick	WR	6-1	203	Sr-2L	Dripping Springs, Texas
4	Mikel Horton	RB	6-1	226	So-1L	West Chester, Ohio
91	Farrington Huguenin	DE	6-4	282	Sr-3L	Columbia, S.C.
66	Jacob Hyde	DT/FB	6-2	320	So-Sq	Manchester, Ky.
19	Jaleel Hytchye	CB	5-10	175	Jr-1L	Cincinnati, Ohio
	Will Jackson	DB	6-3	200	Fr-HS	Washington, D.C.
67*	Cory "C.J." Johnson	DT	6-3	300	Sr-1L	Columbia, S.C.
9*	Garrett Johnson	WR	5-11	182	So-1L	Winter Garden, Fla.
47	Jabari Johnson	DE/LB	6-1	272	Sr-2L	Stone Mountain, Ga.
34	Jordan Jones	LB	6-2	215	Fr-HS	Youngstown, Ohio
3*	Jojo Kemp	RB	5-10	200	Jr-2L	DeLand, Fla.
20*	Ryan Kendall	WR	5-10	193	Fr-RS	Charlotte, N.C.
	Sihiem King	RB	5-9	172	Fr-HS	Colquitt, Ga.
93	Bryan Kirshe	P	6-0	150	Fr-RS	Sarasota, Fla.
67*	Jarrett LaRubbio	OG	6-6	297	Fr-RS	Middletown, Ohio
90	Melvin Lewis	DT	6-4	332	Sr-1L	Compton, Calif.
	Levon Livingston	OL	6-7	250	Fr-HS	Washington, D.C.
86	Darryl Long	TE	6-4	246	Fr-RS	Westerville, Ohio
51	Courtney Love	LB	6-2	245	So-Tr	Youngstown, Ohio
99*	Austin MacGinnis	K	5-10	175	So-1L	Wedowee, Ala.
32	William Mahone	RB	5-9	190	So-Sq	Cincinnati, Ohio
59	Kelly Mason	LS	6-3	235	Sr-3L	Rockton, Ill.
24	Blake McClain	CB	5-11	195	Jr-2L	Winter Park, Fla.
15*	Marcus McWilson	S	6-0	208	Jr-2L	Youngstown, Ohio
73	Kyle Meadows	OT	6-5	298	So-1L	West Chester, Ohio
96	Regie Meant	DT	6-4	302	So-1L	Cape Coral, Fla.
69*	Ramsey Meyers	OG	6-4	320	So-1L	Orange Park, Fla.
99*	Adrian Middleton	DT	6-3	295	Fr-RS	Bowling Green, Ky.
	Courtney Miggins	DT	6-5	285	Jr-JC	Lithonia, Ga.
17*	Alexander Montgomery	WR	6-2	210	So-1L	Weston, Fla.
74	Cole Mosier	OG	6-6	335	So-1L	Walton, Ky.
57	Zach Myers	C	6-3	300	Jr-Sq	Miamisburg, Ohio
12	Reese Phillips	QB	6-2	225	So-1L	Signal Mountain, Tenn.
	Javon Provitt	DT	6-3	305	Fr-HS	Warren, Ohio
16	Cody Quinn	CB	5-10	180	Sr-3L	Middletown, Ohio
5	Kendall Randolph	CB	6-0	180	So-1L	Tallahassee, Fla.
78*	Nick Richardson	OT	6-4	285	Fr-RS	Westerville, Ohio
	Tavin Richardson	WR	6-3	218	Fr-HS	Duncan, S.C.
10	Thaddeus Snodgrass	WR	6-1	190	Fr-RS	Springfield, Ohio
65	Jervontius Stallings	C	6-3	335	Fr-RS	Hoover, Ala.
1*	A.J. Stamps	S	6-0	205	Sr-1L	Vicksburg, Miss.
	Logan Stenberg	OL	6-6	330	Fr-HS	Madison, Ala.
44	Max Strong	K	5-11	181	Jr-Sq	Louisville, Ky.
70	Jordan Swindle	OT	6-7	309	Sr-3L	St. Johns, Fla.
	Calvin Taylor Jr.	OL	6-9	295	Fr-HS	Augusta, Ga.
3*	Fred Tiller	CB	6-0	180	Sr-3L	Homerville, Ga.
1*	Ryan Timmons	WR	5-10	192	Jr-2L	Frankfort, Ky.
72	Jon Toth	C	6-5	310	Jr-2L	Indianapolis, Ind.
14*	Patrick Towles	QB	6-5	240	Jr-2L	Ft. Thomas, Ky.
23	Jared Tucker	CB	5-11	175	Fr-RS	Stone Mountain, Ga.
88	Charles Walker	WR	5-11	203	So-1L	Louisville, Ky.
8	Kobie Walker	LB	6-3	210	Fr-RS	Baltimore, Md.
	Marcus Walker	DB	6-1	185	Fr-HS	Lake Wales, Fla.
35	Denzil Ware	DE/LB	6-2	255	Fr-RS	Crestview, Fla.
25	Darius West	S	6-0	206	Fr-RS	Lima, Ohio
75	Zach West	OG	6-4	305	Sr-3L	Lexington, Ky.
18*	Stanley "Boom" Williams	RB	5-9	196	So-1L	Monroe, Ga.
	Chris Westry	DB	6-4	185	Fr-HS	Orange Park, Fla.
82	T.V. Williams	WR	5-10	155	So-1L	McKinney, Texas
78*	Zane Williams	DT	6-4	285	Jr-Sq	Lexington, Ky.
	Mason Wolfe	OL	6-6	325	Fr-HS	Henderson, Ky.

NOTES: * denotes duplicate numbers

YEAR-BY-YEAR RECORDS

Year	Coach	SEC	SEC Finish	Overall	Bowls
1881	Unknown			1-2	
1891	Unknown			1-1	
1892	Prof. A. M. Miller			2-4-1	
1893	John A. Thompson			5-2-1	
1894	W. P. Finney			5-2	
1895	Charles Mason			4-5	
1896	Dudley Short			3-6	
1897	Lyman B. Eaton			2-4	
1898	W. R. Bass			7-0	
1899	W. R. Bass			5-2-2	
1900	W. H. Kiler			4-6	
1901	W. H. Kiler			2-6-1	
1902	E. W. McLeod			3-5-1	
1903	C. A. Wright			7-1	
1904	F. E. Schact			9-1	
1905	F. E. Schact			6-3-1	
1906	J. White Guyn			4-3	
1907	J. White Guyn			9-1-1	
1908	J. White Guyn			4-3	
1909	E. R. Sweetland			9-1	
1910	E. R. Sweetland			7-2	
1911	P. P. Douglass			7-3	
1912	E. R. Sweetland			7-2	
1913	Alpha Brumage			6-2	
1914	Alpha Brumage			5-3	
1915	J. J. Tigert			6-1-1	
1916	J. J. Tigert			4-1-2	
1917	S. A. Boles			3-5-1	
1918	Andy Gill			2-1	
1919	Andy Gill			3-4-1	
1920	W. J. Juneau			3-4-1	
1921	W. J. Juneau			4-3-1	
1922	W. J. Juneau			6-3	
1923	J. J. Winn			4-3-2	
1924	Fred J. Murphy			4-5	
1925	Fred J. Murphy			6-3	
1926	Fred J. Murphy			2-6-1	
1927	Harry Gamage			3-6-1	
1928	Harry Gamage			4-3-1	
1929	Harry Gamage			6-1-1	
1930	Harry Gamage			5-3	
1931	Harry Gamage			5-2-2	
1932	Harry Gamage			4-5	
1933	Harry Gamage	2-3	9t	5-5	–
1934	C.A. Wynne	1-3	9	5-5	–
1935	C.A. Wynne	3-3	6t	5-4	–
1936	C.A. Wynne	1-3	10	6-4	–
1937	C.A. Wynne	0-5	11t	4-6	–
1938	A.D. Kirwan	0-4	12t	2-7	–
1939	A.D. Kirwan	2-2-1	5t	6-2-1	–
1940	A.D. Kirwan	1-2-2	9	5-3-2	–
1941	A.D. Kirwan	0-4	12	5-4	–
1942	A.D. Kirwan	0-5	11t	3-6-1	–
1943	NO TEAM	–	–	–	–
1944	A.D. Kirwan	1-5	9	3-6	–
1945	Bernie Shivley	0-5	12	2-8	–
1946	Paul "Bear" Bryant	2-3	8	7-3	–
1947	Paul "Bear" Bryant	2-3	9t	8-3	Great Lakes
1948	Paul "Bear" Bryant	1-3-1	9	5-3-2	–
1949	Paul "Bear" Bryant	4-1	2	9-3	Orange
1950	Paul "Bear" Bryant	5-1	1	11-1	Sugar
1951	Paul "Bear" Bryant	3-3	5	8-4	Cotton
1952	Paul "Bear" Bryant	1-3-2	9	5-4-2	–
1953	Paul "Bear" Bryant	4-1-1	2t	7-2-1	–
1954	Blanton Collier	5-2	3t	7-3	–
1955	Blanton Collier	3-3-1	6t	6-3-1	–
1956	Blanton Collier	4-4	6t	6-4	–
1957	Blanton Collier	1-7	12	3-7	–
1958	Blanton Collier	3-4-1	6t	5-4-1	–
1959	Blanton Collier	1-6	10	4-6	–
1960	Blanton Collier	2-4-1	9	5-4-1	–
1961	Blanton Collier	2-4	8	5-5	–
1962	Charlie Bradshaw	2-3-1	7t	3-5-2	–
1963	Charlie Bradshaw	0-5-1	11	3-6-1	–
1964	Charlie Bradshaw	4-2	2t	5-5	–
1965	Charlie Bradshaw	3-3	6t	6-4	–
1966	Charlie Bradshaw	2-4	7	3-6-1	–
1967	Charlie Bradshaw	1-6	8	2-8	–
1968	Charlie Bradshaw	0-7	10	3-7	–
1969	John Ray	1-6	9	2-8	–
1970	John Ray	0-7	10	2-9	–
1971	John Ray	1-6	8t	3-8	–
1972	John Ray	2-5	7t	3-8	–
1973	Fran Curci	3-4	5t	5-6	–
1974	Fran Curci	3-3	4t	6-5	–
1975	Fran Curci	0-6	9t	2-8-1	–
1976	Fran Curci	5-1	1t	9-3	Peach
1977	Fran Curci	6-0	*	10-1	–
1978	Fran Curci	2-4	7t	4-6-1	–
1979	Fran Curci	3-3	5t	5-6	–
1980	Fran Curci	1-5	8	3-8	–
1981	Fran Curci	2-4	6t	3-8	–
1982	Jerry Claiborne	0-6	9t	0-10-1	–
1983	Jerry Claiborne	2-4	7	6-5-1	Hall of Fame
1984	Jerry Claiborne	3-3	5t	9-3	Hall of Fame
1985	Jerry Claiborne	1-5	8	5-6	–
1986	Jerry Claiborne	2-4	7t	5-5-1	–
1987	Jerry Claiborne	1-5	7t	5-6	–
1988	Jerry Claiborne	2-5	8t	5-6	–
1989	Jerry Claiborne	2-5	7t	6-5	–
1990	Bill Curry	3-4	5	4-7	–
1991	Bill Curry	0-7	10	3-8	–
1992	Bill Curry	2-6	T5-E	4-7	–
1993	Bill Curry	4-4	3-E	6-6	Peach
1994	Bill Curry	0-8	6-E	1-10	–
1995	Bill Curry	2-6	5-E	4-7	–
1996	Bill Curry	3-5	T4-E	4-7	–
1997	Hal Mumme	2-6	5-E	5-6	–
1998	Hal Mumme	4-4	4-E	7-5	Outback
1999	Hal Mumme	4-4	4-E	6-6	Music City
2000	Hal Mumme	0-8	6-E	2-9	–
2001	Guy Morriss	1-7	5-E	2-9	–
2002	Guy Morriss	3-5	*	7-5	–
2003	Rich Brooks	1-7	6-E	4-8	–
2004	Rich Brooks	1-7	T5-E	2-9	–
2005	Rich Brooks	2-6	6-E	3-8	–
2006	Rich Brooks	4-4	T3-E	8-5	Music City
2007	Rich Brooks	3-5	T4-E	8-5	Music City
2008	Rich Brooks	2-6	6-E	7-6	Liberty
2009	Rich Brooks	3-5	T4-E	7-6	Music City
2010	Joker Phillips	2-6	5-E	6-7	BBVA Compass
2011	Joker Phillips	2-6	T4-E	5-7	–
2012	Joker Phillips	0-8	7-E	2-10	–
2013	Mark Stoops	0-8	7-E	2-10	–
2014	Mark Stoops	2-6	6-E	5-7	–

*did not count in standings due to NCAA probation period.

BOWL RESULTS (8-7)

Bowl	Opponent	Result	Date
Great Lakes	Villanova	W 24-14	12-6-47
Orange	Santa Clara	L 13-21	1-2-50
Sugar	Oklahoma	W 13-7	1-1-51
Cotton	Texas Christian	W 20-7	1-1-52
Peach	North Carolina	W 21-0	12-31-76
Hall of Fame	West Virginia	L 16-20	12-22-83
Hall of Fame	Wisconsin	W 20-19	12-29-84
Peach	Clemson	L 13-14	12-31-93
Outback	Penn State	L 14-26	1-1-99
Music City	Syracuse	L 13-20	12-29-99
Music City	Clemson	W 28-20	12-29-2006
Music City	Florida State	W 35-28	12-31-2007
AutoZone Liberty	East Carolina	W 25-19	1-2-2009
Music City	Clemson	L 21-13	12-27-2009
BBVA Compass	Birmingham	L 10-27	1-8-2011

2015 SCHEDULE

Sept. 5	McNEESE STATE (6:30 CT – SECNA)	LSU leads 1-0
Sept. 12	at Mississippi State* (8:15 CT – ESPN)	LSU leads 71-34-3
Sept. 19	AUBURN* (2:30 CT – CBS)	LSU leads 27-21-1
Sept. 26	at Syracuse	Tied 1-1
Oct. 3	EASTERN MICHIGAN	First meeting
Oct. 10	at South Carolina*	LSU leads 17-2-1
Oct. 17	FLORIDA*	UF leads 31-27-3
Oct. 24	WESTERN KENTUCKY	LSU leads 1-0
Nov. 7	at Alabama*	UA leads 49-25-5
Nov. 14	ARKANSAS*	LSU leads 37-21-2
Nov. 21	at Ole Miss*	LSU leads 59-40-4
Nov. 28	TEXAS A&M*	LSU leads 30-20-3

*SEC Game

Louisiana State University
Tiger Quick Facts

LOCATION: Baton Rouge, Louisiana

FOUNDED: 1860

ENROLLMENT: 30,451

NICKNAME: Tigers or Fighting Tigers

COLORS: Purple (PMS 268) and Gold (PMS 124)

STADIUM: Tiger Stadium (102,321)

PLAYING SURFACE: Natural Grass

FIRST GAME: Nov. 25, 1924 – Tulane 13, LSU 0

HOME RECORD: 402-146-18 (.726)

HOME ATTENDANCE: 712,063 (101,723 avg./99.4% Capacity)

ALL-TIME RECORD: 761-401-47 (.649/1,209 games)

2014 RECORD: 8-5 (5-2 H, 2-2 A, 1-1 N, 2-4 vs. Western Division)

2014 SEC RECORD/FINISH: 4-4/ T-4th SEC West

SEC CHAMPIONSHIPS: 11 (1935, 36, 58, 61t, 70, 86, 88t, 2001, 03, 07, 11)

BOWL: Music City Bowl, Nashville, Tenn. (LSU 28, Notre Dame 31)

BOWL APPEARANCES: 46

BOWL RECORD: 23-22-1 (.511)

LAST BOWL APPEARANCE: Music City Bowl, Nashville, Tenn. (lost to Notre Dame, 28-31, Dec. 30, 2014)

DR. F. KING ALEXANDER
Chancellor
(St. Lawrence, '87)

DR. BILL DEMASTES
Faculty Representative
(California, '77)

JOE ALLEVA
Vice Chancellor/ Athletics Director
(Lehigh, '74)

LES MILES
Head Football Coach
(Michigan, '76)

LES MILES

YEAR-BY-YEAR

Year	School	Conf.	Pct.	All	Pct.	Bowl
2001	Oklahoma St.	2-6	.250	4-7	.364	
2002	Oklahoma St.	5-3	.625	8-5	.615	Houston
2003	Oklahoma St.	5-3	.625	9-4	.692	Cotton
2004	Oklahoma St.	4-4	.500	7-5	.583	Alamo
2005	LSU	7-1	.875	11-2	.846	Peach
2006	LSU	6-2	.750	11-2	.846	Sugar
2007	LSU	6-2	.750	12-2	.857	BCS NCG
2008	LSU	3-5	.375	8-5	.615	Chick-fil-A
2009	LSU	5-3	.625	9-4	.692	Capital One
2010	LSU	6-2	.750	11-2	.846	Cotton
2011	LSU	8-0	1.000	13-1	.929	BCS NCG
2012	LSU	6-2	.750	10-3	.769	Chick-fil-A
2013	LSU	5-3	.625	10-3	.769	Outback
2014	LSU	4-4	.500	8-5	.615	Music City
TOTALS		**64-40**	**.615**	**131-50**	**.724**	**14 Years**
LSU Record		**48-24**	**.667**	**103-29**	**.780**	**10 Years**
Oklahoma State Record		16-16	.500	28-21	.571	4 Years
BOWL RECORD:		8-5	.615			

HOMETOWN: Elyria, Ohio

ALMA MATER (YEAR): Michigan (1976)

PLAYING CAREER: Two-year letterman at Michigan (1974-75).

COACHING EXPERIENCE: Michigan 1980-81; Colorado 1982-86; Michigan 1987-94; Oklahoma State Offensive Coordinator 1995-97; Dallas Cowboys 1998-2000; Oklahoma State Head Coach 2001-04; LSU Head Coach 2005-present.

COACHING ACCOMPLISHMENTS: 2002 Big 12 Conference Coach of the Year; Has coached in 13 bowls as an assistant coach and 13 as a head coach; 2007 BCS National Championship as head coach; 2011 SEC Champions; 2011 Liberty Mutual and Home Depot National Coach of the Year.

BORN: November 10, 1953

WIFE: Kathy

CHILDREN: Smacker, Manny, Ben and Macy

ASSISTANT COACHES

CAM CAMERON (Indiana/1983) Offensive Coordinator/Quarterbacks – 3rd Year

KEVIN STEELE (Tennessee/1981) Defensive Coordinator – 1st Year

FRANK WILSON (Nicholls State/1997) Running Backs/Recruiting Coordinator – 6th Year

JEFF GRIMES (UTEP/1991) Offensive Line/Running Game Coordinator – 2nd Year

STEVE ENSMINGER (LSU/1982) Tight Ends – 6th Year

COREY RAYMOND (LSU/1992) Defensive Backs – 4th Year

ED ORGERON (Northwestern State/1984) Defensive Line – 1st Year

TONY BALL (UT-Chattanooga/1983) Wide Receivers – 1st Year

BRADLEY DALE PEVETO (SMU/1987) Special Teams/Linebackers – 6th Year

SUPPORT STAFF

JACK MARUCCI (West Virginia, 1986) – Head Trainer

TOMMY MOFFITT (Tennessee Tech, 1986) – Strength Coach

SAM NADER (Auburn, 1967) – Football Operations

RETURNING OFFENSIVE STARTERS

No.	Name	POS	CLASS	HT	WT	EXP	Hometown/Last School
74	Vadal Alexander	OG	Sr.	6-6	320	3L	Buford, Ga. (Buford HS)
83	Travin Dural	WR	Jr.	6-2	192	2L	Breaux Bridge, La. (Breaux Bridge HS)
7	Leonard Fournette	RB	So.	6-1	230	1L	New Orleans, La. (St. Augustine HS)
85	Dillon Gordon	TE	Sr.	6-4	295	3L	Edgard, La. (John Curtis HS)
65	Jerald Hawkins	OT	Jr.	6-6	309	2L	Baldwin, La. (West St. Mary HS)
10	Anthony Jennings	QB	Jr.	6-2	216	2L	Marietta, Ga. (Marietta HS)
77	Ethan Pocic	C	Jr.	6-7	301	2L	Lemont, Ill. (Lemont Township HS)
8	Trey Quinn	WR	So.	6-0	194	1L	Lake Charles, La. (Barbe HS)

RETURNING DEFENSIVE STARTERS

No.	Name	POS	CLASS	HT	WT	EXP	Hometown/Last School
52	Kendell Beckwith	LB	Jr.	6-2	245	2L	Clinton, La. (East Feliciana HS)
57	Davon Godchaux	DT	So.	6-4	298	1L	Plaquemine, La. (Plaquemine HS)
91	Christian LaCouture	DT	Jr.	6-5	300	2L	Lincoln, Neb. (Lincoln Southwest HS)
11	Lamar Louis	LB	Sr.	5-11	229	3L	Breaux Bridge, La. (Breaux Bridge HS)
28	Jalen Mills	DB	Sr.	6-0	194	3L	DeSoto, Texas (DeSoto HS)
16	Tre'Davious White	CB	Jr.	5-11	191	2L	Shreveport, La. (Green Oaks HS)

STARTERS LOST

Name	POS	CLASS	HT	WT
Kwon Alexander	LB	Jr.	6-2	227
Jalen Collins	CB	Jr.	6-2	198
La'el Collins	OT	Sr.	6-5	321
Danielle Hunter	DE	Jr.	6-6	240
Ronald Martin	S	Sr.	6-2	220
Connor Neighbors	FB	Sr.	5-11	229
Elliott Porter	C	Sr.	6-4	297
Jermauria Rasco	DE	Sr.	6-3	247

RETURNING STATISTICAL LEADERS

RUSHING:	ATT	YDS	AVG	TDS
Leonard Fournette	187	1,034	5.5	10
Darrel Williams	64	302	4.7	3
Anthony Jennings	108	292	2.7	0
Brandon Harris	26	159	6.1	3

PASSING:	ATT	COMP	INT	TDS	YARDS	PCT
Anthony Jennings	227	111	7	11	1,611	48.9
Brandon Harris	45	25	2	6	452	55.6

RECEIVING:	REC	YARDS	AVG	AVG/GAME	TDS
Travin Dural	37	758	20.5	58.3	7
Trey Quinn	17	193	11.4	14.8	0
John Diarse	15	275	18.3	21.2	3
Malachi Dupre	14	318	22.7	26.5	3
Leonard Fournette	7	121	18.1	9.8	0

TACKLES:	TOTAL	SOLO	ASST	INT	SACKS	TFL	YDS
Kendell Beckwith	77	36	41	1	2.0	7.5	26
Jamal Adams	66	38	28	0	1.0	5.0	11
Jalen Mills	62	26	36	1	0	3.0	4
Davon Godchaux	42	15	27	0	0	1.5	3
Christian LaCouture	40	7	33	0	2.5	4.0	14
Tre'Davious White	33	23	10	2	1.0	3.0	4

2014 RESULTS

8-5 Overall • 4-4 SEC

Home: 5-2 Away: 2-2 Neutral: 1-1 vs. Division: 2-4 vs. Top 25: 2-2

Aug. 30	[13/13]	vs. Wisconsin (14/14)	71,599	W	28-24
Sept. 6	[12/12]	SAM HOUSTON STATE	100,338	W	56-0
Sept. 13	[10/9]	LOUISIANA-MONROE	101,194	W	31-0
Sept. 20	[8/8]	MISSISSIPPI STATE* (rv/rv)	102,321	L	29-34
Sept. 27	[17/18]	NEW MEXICO STATE	101,987	W	63-7
Oct. 4	[15/15]	at Auburn* (5/5)	87,451	L	7-41
Oct. 11	[rv/rv]	at Florida*	88,014	W	30-27
Oct. 18	[rv/rv]	KENTUCKY* (rv/rv)	101,581	W	41-3
Oct. 25	[24/23]	OLE MISS* (3/3)	102,321	W	10-7
Nov. 8	[14/15]	ALABAMA* (4/4)	102,321	L	13-20 OT
Nov. 15	[20/20]	at Arkansas*	70,165	L	0-17
Nov. 27	[rv/rv]	at Texas A&M* (rv/rv)	105,829	W	23-17
Dec. 30	[22/23]	Notre Dame	60,149	L	28-31
		Music City Bowl; Nashville, Tenn.			

[AP/Coaches] – Denotes team ranking at the time of the game; (AP/Coaches) – Denotes opponent ranking at the time of the game

LSU Team Information

BASIC OFFENSE: Multiple

BASIC DEFENSE: 4-3

LETTERMEN RETURNING: 46

OFFENSE: 19

DEFENSE: 22

SPECIALTY: 5

LETTERMEN LOST: 25

OFFENSE: 16

DEFENSE: 8

SPECIALTY: 1

STARTERS RETURNING: 20

OFFENSE: 8

DEFENSE: 6

SPECIALTY: 6

STARTERS LOST: 8

OFFENSE: 5

DEFENSE: 3

SPECIALTY: 0

NOTE: Specialists include punter and place-kicker only.

ALL-STAR CANDIDATES

Leonard FOURNETTE

Sophomore • RB • 6-1 • 230 • New Orleans, La.



- Listed as a preseason All-America candidate heading into 2015 and has been called one of the top 15 "scariest players" in college football by NFL.com
- Set an LSU record for freshman rushing with 1,034 yards and 10 TDs
- In first season at LSU, led the SEC in all-purpose yards (137.4), ranked No. 4 in the league in kickoff returns (26.0) and was sixth in rushing (79.5)

Jamal ADAMS

Sophomore • S • 6-0 • 206 • Carrollton, Texas



- 2014 Freshman All-American and All-SEC Freshman Team
- Capped freshman season with 66 tackles
- Ended season with career-high 10 tackles and 2.0 tackles for losses in Music City Bowl

Jerald HAWKINS

Junior • OT • 6-6 • 309 • Baldwin, La.

- Switched from right tackle to left tackle in 2015
- Started 25 games at right tackle in his career
- Has tremendous footwork, athletic ability, technique and wing span

Kendell BECKWITH

Junior • LB • 6-2 • 245 • Clinton, La.

- Has 88 career tackles, 8.5 tackles for a loss and 3.0 sacks in only seven career starts
- Starting middle linebacker who is a vocal leader for the defense
- Combines rare abilities and speed rarely seen in a linebacker his size

2015 ALPHABETICAL ROSTER

No.	Name	POS	HT	WT	CL-EXP	Hometown
58	Jabrail Abdul-Aziz	OL	6-2	279	So.-HS	Baton Rouge, La.
33	Jamal Adams	S	6-0	206	So.-1L	Lewisville, Texas
48	Donnie Alexander	LB	6-1	201	So.-1L	New Orleans, La.
74	Vadal Alexander	OG	6-6	320	Sr.-3L	Buford, Ga.
71	Jonah Austin	OG	6-6	330	Sr.-1L	New Orleans, La.
90	Maquedius Bain	DT	6-4	299	So.-1L	Ft. Lauderdale, Fla.
59	John Ballis	SNP	6-1	215	Jr.-Trf.	Houston, Texas
26	John Battle	S	6-1	186	So.-SQ	Hallandale, Fla.
52	Kendell Beckwith	LB	6-2	245	Jr.-2L	Clinton, La.
11	Brandon Bergeron	QB	6-2	200	Jr.-SQ.	Lafayette, La.
76	Josh Boutte	OL	6-5	340	Jr.-1L	New Iberia, La.
46	Tashawn Bower	DE	6-5	237	Jr.-2L	Somerville, N.J.
39	Lenny Breda	WR	5-9	167	So.-SQ	Lake Charles, La.
4	Nick Brossette	RB	6-0	214	Fr.-HS	Baton Rouge, La.
70	George Brown Jr.	OL	6-6	283	Fr.-HS	Cincinnati, Ohio
78	Garrett Brumfield	OL	6-4	309	Fr.-RS	Baton Rouge, La.
62	Hunter Burns	LB	5-11	206	So.-SQ	Wilmer, Ala.
82	D.J. Chark	WR	6-2	184	So.-SQ	Alexandria, La.
61	Alex Cheramie	OL	6-0	280	So.-SQ	Cypress, Texas
64	William Clapp	OL	6-5	295	Fr.-RS	New Orleans, La.
98	Deondre Clark	DE	6-3	244	So.-1L	Oklahoma City, Okla.
13	Jake Clise	QB	6-2	212	So.-SQ	Baltimore, Md.
25	Jeremy Cutrer	S	6-3	162	Jr.-JC	Kentwood, La.
42	Colby Delahoussaye	PK	5-10	176	Jr.-2L	New Iberia, La.
9	John Diarse	WR	6-0	210	So.-1L	Monroe, La.
12	Micah Dickens	CB	5-9	179	So.-SQ	Dry Prong, La.
19	Derrick Dillon	WR	5-11	174	Fr.-HS	Franklinton, La.
72	Andy Dodd	OL	6-4	336	So.-1L	Lindale, Ga.
14	Trent Domingue	PK/P	6-1	170	Jr.-1L	Mandeville, La.
67	Jevonte Domond	OT	6-6	310	Jr.-SQ	Glendale, Ariz.
41	David Ducre	FB	6-0	239	Fr.-HS	Slidell, La.
15	Malachi Dupre	WR	6-3	187	So.-1L	River Ridge, La.
83	Travin Dural	WR	6-2	192	Jr.-2L	Breaux Bridge, La.
22	Ronnie Feist	LB	6-1	224	Jr.-1L	Edgard, La.
53	Blake Ferguson	SNP	6-3	215	Fr.-HS	Buford, Ga.
86	Jazz Ferguson	WR	6-5	214	Fr.-HS	St. Francisville, La.
50	Reid Ferguson	SNP	6-2	236	Sr.-3L	Buford, Ga.
27	Lanard Fournette	RB	5-10	185	Fr.-HS	New Orleans, La.
7	Leonard Fournette	RB	6-1	230	So.-1L	New Orleans, La.
39	Russell Gage	DB	6-0	180	So.-SQ	Baton Rouge, La.
33	Trey Gallman	FB	6-1	256	Fr.-RS	Prairieville, La.
36	Cameron Gamble	PK	5-11	190	So.-1L	Flower Mound, Texas
99	Greg Gilmore	DT	6-5	305	So.-SQ	Hope Mills, N.C.
57	Davon Godchaux	DT	6-4	298	So.-1L	Plaquemine, La.
85	Dillon Gordon	TE	6-4	295	Sr.-3L	Edgard, La.
31	Josh Growden	P	6-1	192	Fr.-HS	Sydney, Australia
5	Derrius Guice	RB	5-11	216	Fr.-HS	Baton Rouge, La.
96	Jordan Harper	DE	6-2	228	Jr.-SQ	New Orleans, La.
6	Brandon Harris	QB	6-3	188	So.-1L	Bossier City, La.
65	Jerald Hawkins	OT	6-6	309	Jr.-2L	Baldwin, La.
25	Reshaud Henry	RB	5-8	195	So.-SQ	Ponchatoula, La.
97	Frank Herron	DT	6-4	278	So.-SQ	Memphis, Tenn.
1	Donte Jackson	DB	5-11	168	Fr.-HS	Metairie, La.
22	Miquel James	WR	5-8	161	So.-SQ	Kentwood, La.
29	Rickey Jefferson	S	6-0	204	Jr.-2L	St. Rose, La.
10	Anthony Jennings	QB	6-2	216	Jr.-2L	Marietta, Ga.
44	Colin Jeter	TE	6-6	236	Jr.-1L	Longview, Texas

No.	Name	POS	HT	WT	CL-EXP	Hometown
3	Tyron Johnson	WR	6-2	192	Fr.-HS	New Orleans, La.
45	Deion Jones	LB	6-1	220	Sr.-3L	New Orleans, La.
38	Jamie Keehn	P	6-4	220	Sr.-3L	Queensland, Australia
49	Arden Key	DE	6-6	215	Fr.-HS	Atlanta, Ga.
16	Brad Kragthorpe	QB	5-11	200	Sr.-1L	Tulsa, Okla.
91	Christian LaCouture	DT	6-5	300	Jr.-2L	Lincoln, Neb.
55	Trey Lealaimatafao	DT	6-0	300	Fr.-RS	San Antonio, Texas
43	Tommy LeBeau	S	6-0	185	Sr.-2L	Monroe, La.
96	Conner LeBlanc	SNP/TE	6-1	214	So.-SQ	Morgan City, La.
53	Grant Leger	LB	6-2	218	Sr.-SQ	Metairie, La.
14	Caleb Lewis	QB	6-4	211	Fr.-HS	Lakeland, Fla.
17	Xavier Lewis	CB	6-0	186	Fr.-HS	LaPlace, La.
11	Lamar Louis	LB	5-11	229	Sr.-3L	Breaux Bridge, La.
73	Adrian Magee	OL	6-5	366	Fr.-HS	Franklinton, La.
63	K.J. Malone	OL	6-4	289	So.-1L	Ruston, La.
12	Justin McMillan	QB	6-1	177	Fr.-HS	Cedar Hill, Texas
62	Justin Mikush	OL	6-3	347	Fr.-RS	Tomball, Texas
28	Jalen Mills	DB	6-0	194	Sr.-3L	DeSoto, Texas
46	John David Moore	FB	6-3	229	So.-1L	Ruston, La.
43	Foster Moreau	TE	6-5	237	Fr.-HS	New Orleans, La.
47	Bry'Kiethon Mouton	TE	6-1	250	Fr.-HS	Lafayette, La.
92	Lewis Neal	DE	6-1	255	Jr.-2L	Wilson, N.C.
24	Ed Paris	DB	6-1	208	So.-1L	New Orleans, La.
93	M.J. Patterson	DE	6-3	231	So.-SQ	Winnfield, La.
21	Avery Peterson	WR	6-2	200	So.-SQ	Pompano Beach, Fla.
30	Kyle Pfau	K	5-10	191	Fr.-RS	Spring, Texas
50	Christian Pittman	LB	5-11	205	Sr.-SQ	New Orleans, La.
77	Ethan Pocic	C/OL	6-7	301	Jr.-2L	Lemont, Ill.
8	Trey Quinn	WR	6-0	194	So.-1L	Lake Charles, La.
40	Duke Riley	LB	6-1	218	Jr.-2L	Buras, La.
60	Marcus Roberts	DL	5-11	302	Jr.-RS	Baton Rouge, La.
51	Jonathan Rucker	LB	6-0	205	So.-SQ	Ponchatoula, La.
17	Tiger Scheyd	QB	6-0	179	Fr.-RS	Miramar Beach, Fla.
31	Bennett Schiro	FB	5-11	214	So.-SQ	New Orleans, La.
84	Hanner Shipley	TE	6-5	284	Fr.-HS	Meadowlakes, Texas
69	Turner Simmers	OL	6-5	257	Fr.-RS	Prairieville, La.
89	DeSean Smith	TE	6-5	242	Jr.-2L	Lake Charles, La.
87	Kevin Spears	WR	6-3	195	So.-SQ	New Orleans, La.
10	Austin Suits	S	6-1	202	So.-SQ	Baton Rouge, La.
27	Brandon Surtain	DB	5-8	177	Jr.-SQ	Baton Rouge, La.
75	Maea Teuhema	OL	6-4	323	Fr.-HS	Keller, Texas
58	Sione Teuhema	DE	6-4	232	So.-1L	Keller, Texas
45	Josh Tharp	TE/P	6-2	208	So.-SQ	Erin, Tenn.
13	Dwayne Thomas	DB	6-0	182	Jr.-2L	New Orleans, La.
95	Quentin Thomas	DT	6-4	303	Sr.-2L	Breaux Bridge, La.
23	Corey Thompson	S	6-2	218	Jr.-2L	Missouri City, Texas
2	Kevin Toliver II	CB	6-2	192	Fr.-HS	Jacksonville, Fla.
57	Cody Townsend	OL	6-2	274	Jr.-SQ	Marrero, La.
34	Jordan Triche	DB	5-9	162	Sr.-SQ	Edgard, La.
81	Tony Upchurch	FB	6-1	230	Fr.-RS	Pearland, Texas
79	Travonte Valentine	DT	6-4	350	Fr.-RS	Hialeah, Fla.
68	Chidi Valentine-Okeke	OL	6-6	315	Fr.-HS	Decatur, Ga.
35	Devin Voorhies	LB	6-2	208	So.-1L	Woodville, Miss.
94	Isaiah Washington	DE	6-4	225	Fr.-HS	New Orleans, La.
88	Jacory Washington	TE	6-5	221	Fr.-RS	Westlake, La.
66	Toby Weathersby	OL	6-5	303	Fr.-HS	Houston, Texas
16	Tre'Davious White	DB	5-11	191	Jr.-2L	Shreveport, La.
34	Darrel Williams	RB	6-0	230	So.-1L	Marrero, La.
14	Lionel Williams	S	6-2	205	So.-SQ	Chesterfield, Va.

YEAR-BY-YEAR RECORDS

Year	Coach	SEC	SEC Finish	Overall	Bowls
1893	C.E. Coates			0-1	
1894	A.P. Simmons			2-1	
1895	A.P. Simmons			3-0	
1896	A.W. Jeardeau			6-0	
1897	A.W. Jeardeau			1-1	
1898	E.A. Chavanne			1-0	
1899	J.P. Gregg			1-4	
1900	E.A. Chavanne			2-2	
1901	W.S. Borland			5-1	
1902	W.S. Borland			6-1	
1903	W.S. Borland			4-5	
1904	D.A. Killian			3-4	
1905	D.A. Killian			3-0	
1906	D.A. Killian			2-2-2	
1907	Edgar R. Wingard			7-3	
1908	Edgar R. Wingard			10-0	
1909	J.G. Pritchard/J.W. Mayhew			6-2	
1910	J.W. Mayhew			1-5	
1911	J.K. Dwyer			6-3	
1912	J.K. Dwyer			4-3	
1913	J.K. Dwyer			6-1-2	
1914	E.T. McDonald			4-4-1	
1915	E.T. McDonald			6-2	
1916	E.T. McDonald/I.R. Pray/D.X. Bible			7-1-2	
1917	W. Sutton			3-5	
1918	No Games, World War I				
1919	Irving R. Pray			6-2	
1920	Branch Bocock			5-3-1	
1921	Branch Bocock			6-1-1	
1922	Irving R. Pray			3-7	
1923	Mike Donahue			3-5-1	
1924	Mike Donahue			5-4	
1925	Mike Donahue			5-3-1	
1926	Mike Donahue			6-3	
1927	Mike Donahue			4-4-1	
1928	Russ Cohen			6-2-1	
1929	Russ Cohen			6-3	
1930	Russ Cohen			6-4	
1931	Russ Cohen			5-4	
1932	Biff Jones			6-3-1	
1933	L.M. "Biff" Jones	3-0-2	2	7-0-3	–
1934	L.M. "Biff" Jones	4-2	4	7-2-2	–
1935	Bernie Moore	5-0	1	9-2	Sugar
1936	Bernie Moore	6-0	1	9-1-1	Sugar
1937	Bernie Moore	5-1	2	9-2	Sugar
1938	Bernie Moore	2-4	10	6-4	–
1939	Bernie Moore	1-5	10	4-5	–
1940	Bernie Moore	3-3	6	6-4	–
1941	Bernie Moore	2-2-2	7	4-4-2	–
1942	Bernie Moore	3-2	6	7-3	–
1943	Bernie Moore	2-2	3	6-3	Orange
1944	Bernie Moore	2-3-1	6	2-5-1	–
1945	Bernie Moore	5-2	3	7-2	–
1946	Bernie Moore	5-1	3	9-1-1	Cotton
1947	Bernie Moore	2-3-1	8	5-3-1	–
1948	Gaynell Tinsley	1-5	10t	3-7	–
1949	Gaynell Tinsley	4-2	5	8-3	Sugar
1950	Gaynell Tinsley	2-3-2	8	4-5-2	–
1951	Gaynell Tinsley	4-2-1	3t	7-3-1	–
1952	Gaynell Tinsley	2-5	10	3-7	–
1953	Gaynell Tinsley	2-3-3	8	5-3-3	–
1954	Gaynell Tinsley	2-5	9	5-6	–
1955	Paul Dietzel	2-3-1	9	3-5-2	–
1956	Paul Dietzel	1-5	11	3-7	–
1957	Paul Dietzel	4-4	7	5-5	–
1958	Paul Dietzel	6-0	1	11-0	Sugar
1959	Paul Dietzel	5-1	2t	9-2	Sugar
1960	Paul Dietzel	2-3-1	8	5-4-1	–
1961	Paul Dietzel	6-0	1t	10-1	Orange
1962	Charlie McClendon	5-1	3	9-1-1	Cotton
1963	Charlie McClendon	4-2	5	7-4	Bluebonnet
1964	Charlie McClendon	4-2-1	5	8-2-1	Sugar
1965	Charlie McClendon	3-3	6t	8-3	Cotton
1966	Charlie McClendon	3-3	6	5-4-1	–
1967	Charlie McClendon	3-2-1	6	7-3-1	Sugar
1968	Charlie McClendon	4-2	3t	8-3	Peach
1969	Charlie McClendon	4-1	2	9-1	–
1970	Charlie McClendon	5-0	1	9-3	Orange
1971	Charlie McClendon	3-2	6	9-3	Sun
1972	Charlie McClendon	4-1-1	3	9-2-1	Bluebonnet
1973	Charlie McClendon	5-1	2	9-3	Orange
1974	Charlie McClendon	2-4	9	5-5-1	–
1975	Charlie McClendon	2-4	6t	5-6	–
1976	Charlie McClendon	3-3	6t	7-3-1	–
1977	Charlie McClendon	4-2	4	8-4	Sun
1978	Charlie McClendon	3-3	4t	8-4	Liberty
1979	Charlie McClendon	4-2	3t	7-5	Tangerine
1980	Jerry Stovall	4-2	4t	7-4	–
1981	Jerry Stovall	1-4-1	8t	3-7-1	–
1982	Jerry Stovall	4-1-1	2	8-3-1	Orange
1983	Jerry Stovall	0-6	9t	4-7	–
1984	Bill Arnsparger	4-1-1	2	8-3-1	Sugar
1985	Bill Arnsparger	4-1-1	2t	9-2-1	Liberty
1986	Bill Arnsparger	5-1	1	9-3	Sugar
1987	Mike Archer	5-1	2	10-1-1	Gator
1988	Mike Archer	6-1	1t	8-4	Hall of Fame
1989	Mike Archer	2-5	7t	4-7	–
1990	Mike Archer	2-5	6t	5-6	–
1991	Curley Hallman	3-4	6t	5-6	–
1992	Curley Hallman	1-7	6-W	2-9	–
1993	Curley Hallman	3-5	T3-W	5-6	–
1994	Curley Hallman	3-5	3-W	4-7	–
1995	Gerry DiNardo	4-3-1	3-W	7-4-1	Independence
1996	Gerry DiNardo	6-2	T1	10-2	Peach
1997	Gerry DiNardo	6-2	T1	9-3	Independence
1998	Gerry DiNardo	2-6	5-W	4-7	–
1999	Gerry DiNardo	0-7	6-W	2-8	–
	•Hal Hunter	1-0	–	1-0	–
2000	Nick Saban	5-3	2-W	8-4	Peach
2001	Nick Saban	5-3	1	10-3	Sugar
2002	Nick Saban	5-3	T1	8-5	Cotton
2003	Nick Saban	7-1	1	13-1	Sugar
2004	Nick Saban	6-2	2-W	9-3	Capital One
2005	Les Miles	7-1	T1-W	11-2	Peach
2006	Les Miles	6-2	T2-W	11-2	Sugar
2007	Les Miles	6-2	1	12-2	BCS NCG
2008	Les Miles	3-5	3-W	8-5	Chick-Fil-A
2009	Les Miles	5-3	2-W	9-4	Capital One
2010	Les Miles	6-2	2-W	11-2	Cotton
2011	Les Miles	8-0	1	13-1	BCS NCG
2012	Les Miles	6-2	T2-W	10-3	Chick-fil-A
2013	Les Miles	5-3	3-W	10-3	Outback
2014	Les Miles	4-4	T4-W	8-5	Music City

• Interim Head Coach

BOWL RESULTS (23-22-1)

Bowl	Opponent	Result	Date
Sugar	Texas Christian	L 2-3	1-1-36
Sugar	Santa Clara	L 14-21	1-1-37
Sugar	Santa Clara	L 0-6	1-1-38
Orange	Texas A&M	W 19-14	1-1-44
Cotton	Arkansas	T 0-0	1-1-47
Sugar	Oklahoma	L 0-35	1-2-50
Sugar	Clemson	W 7-0	1-1-59
Sugar	Ole Miss	L 0-21	1-1-60
Orange	Colorado	W 25-7	1-1-62
Cotton	Texas	W 13-0	1-1-63
Bluebonnet	Baylor	L 7-14	12-21-63
Sugar	Syracuse	W 13-10	1-1-65
Cotton	Arkansas	W 14-7	1-1-66
Sugar	Wyoming	W 20-13	1-1-68
Peach	Florida State	W 31-27	12-30-68
Orange	Nebraska	L 12-17	1-1-71
Sun	Iowa State	W 33-15	12-18-71
Bluebonnet	Tennessee	L 17-24	12-30-72
Orange	Penn State	L 9-16	1-1-74
Sun	Stanford	L 14-24	12-31-77
Liberty	Missouri	L 15-20	12-23-78
Tangerine	Wake Forest	W 34-10	12-22-79
Orange	Nebraska	L 20-21	1-1-83
Sugar	Nebraska	L 10-28	1-1-85
Liberty	Baylor	L 7-21	12-27-85
Sugar	Nebraska	L 15-30	1-1-87
Gator	South Carolina	W 30-13	12-31-87
Hall of Fame	Syracuse	L 10-23	1-2-89
Independence	Michigan State	W 45-26	12-29-95
Peach	Clemson	W 10-7	12-28-96
Independence	Notre Dame	W 27-9	12-28-97
Peach	Georgia Tech	W 28-14	12-29-00
Sugar	Illinois	W 47-34	1-1-02
Cotton	Texas	L 35-20	1-1-03
Sugar	Oklahoma	W 21-14	1-4-04
Capital One	Iowa	L 25-30	1-1-05
Peach	Miami, Fla.	W 40-3	12-30-05
Sugar	Notre Dame	W 41-14	1-3-07
BCS NCG	Ohio State	W 38-24	1-7-08
Chick-fil-A	Georgia Tech	W 38-3	12-31-08
Capital One	Penn State	L 19-17	1-1-10
Cotton	Texas A&M	W 41-24	1-7-11
BCS NCG	Alabama	L 0-21	1-9-12
Chick-fil-A	Clemson	L 24-25	12-31-12
Outback	Iowa	W 21-14	1-1-14
Music City	Notre Dame	L 28-31	12-30-14

2015 SCHEDULE

Sept. 5	UT MARTIN (11:00 AM CT – SECNA)	First Meeting
Sept. 12	FRESNO STATE (2:30 CT – ESPN2 or ESPNU)	OM leads 2-0
Sept. 19	at Alabama* (8:15 CT – ESPN)	UA leads 47-10-2
Sept. 26	VANDERBILT*	OM leads 49-38-2
Oct. 3	at Florida*	OM leads 12-10-1
Oct. 10	NEW MEXICO STATE	First Meeting
Oct. 17	at Memphis	OM leads 48-10-2
Oct. 24	TEXAS A&M*	A&M leads 6-1
Oct. 31	at Auburn*	AU leads 29-10
Nov. 7	ARKANSAS*	ARK leads 32-28-1
Nov. 21	LSU*	LSU leads 59-40-4
Nov. 28	at Mississippi State*	OM leads 62-43-6

*SEC Game

University of Mississippi
Rebels Quick Facts

LOCATION: Oxford, Mississippi

FOUNDED: November 6, 1848

ENROLLMENT: 23,096

NICKNAME: Rebels

COLORS: Cardinal Red (PMS 186) and Navy Blue (PMS 2767)

STADIUM: Vaught-Hemingway (59,347 in 2015 only)

PLAYING SURFACE: FieldTurf

FIRST GAME: Oct. 1, 1915 – Arkansas Aggies 10, Ole Miss 0

HOME RECORD: 241-90-8 (.723)

HOME ATTENDANCE: 430,829 (61,547 avg./101.60% Capacity)

ALL-TIME RECORD: 645-501-35 (.561/1,181 games)

2014 RECORD: 9-4 (6-1 H, 2-2 A, 1-1 N, 3-3 vs. Western Division)

2014 SEC RECORD/FINISH: 5-3/3rd SEC West

SEC CHAMPIONSHIPS: 6 (1947, 54, 55, 60, 62, 63)

BOWL: Chick-fil-A Peach Bowl, Atlanta, Ga. (Ole Miss 3, TCU 42)

BOWL APPEARANCES: 36

BOWL RECORD: 23-13 (.639)

LAST BOWL APPEARANCE: Chick-fil-A Peach Bowl, Atlanta, Ga. (lost to TCU, 3-42, Dec. 31, 2014)

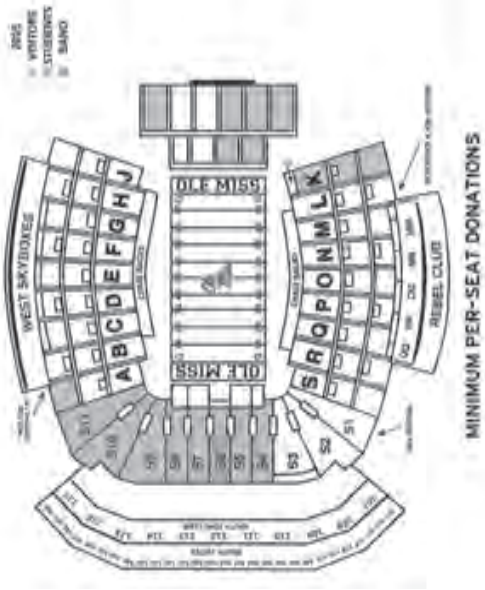

DR. MORRIS H. STOCKS
Interim Chancellor
(Trevecca Nazarene, '77)

RON RYCHLAK
Faculty Representative
(Wabash College, '80)

ROSS BJORK
Athletics Director
(Emporia State, '95)

HUGH FREEZE
Head Football Coach
(Southern Mississippi, '92)

HUGH FREEZE

YEAR-BY-YEAR

Year	School	Conf.	Pct.	All	Pct.	Bowl
2008	Lambuth	4-1	.800	8-4	.923	—
2009	Lambuth	6-0	1.000	12-1	1.000	—
2011	Arkansas State	8-0	1.000	10-2	.833	*GoDaddy.Com
2012	Ole Miss	3-5	.375	7-6	.538	BBVA Compass
2013	Ole Miss	3-5	.375	8-5	.615	Music City
2014	Ole Miss	5-3	.556	9-4	.692	Peach
TOTALS		**29-14**	**.674**	**54-22**	**.711**	**6 Years**
Ole Miss Record		**11-13**	**.458**	**24-15**	**.615**	**3 Years**
Lambuth Record		10-1	.909	20-5	.800	2 Years
Arkansas State Record		8-0	1.000	10-2	.833	1 Year
BOWL RECORD:		2-1	.667			

* did not coach team in bowl game

HOMETOWN: Independence, Miss.

ALMA MATER (YEAR): Southern Mississippi (1992)

PLAYING CAREER: NA

COACHING EXPERIENCE: Briarcrest Christian High School (Head Coach, 1995-2004; Assistant Coach, 1992-94); Ole Miss (Assistant Coach/Recruiting Coordinator, 2006-07; Assistant Athletics Director for Football External Affairs, 2005; Head Coach 2012-Present); Lambuth (Head Coach, 2008-09); San Jose State (Assistant Coach/Offensive Coordinator, Dec. 2009 - Feb. 2010); Arkansas State (Head Coach, 2011; Offensive Coordinator, 2010)

COACHING ACHIEVEMENTS: 4-Time Associated Press HS Coach of the Year; 5-Time Region 8-AA Coach of the Year; 2009 Mid-South Conference Coach of the Year; 2009 AFCA Southeast Region Coach of the Year; 2011 Sun Belt Conference Coach of the Year; 2013 Grant Teaff FCA Coach of the Year

BORN: Sept. 27, 1969

WIFE: Jill (Vaughn)

CHILDREN: Ragan (8/27/98), Jordan (9/27/99); Madison (12/27/02)

ASSISTANT COACHES

COREY BATOON (Long Beach State, 1991) Safeties/Special Teams Coord. – 1st Year

MAURICE HARRIS (Arkansas State, 1998) Tight Ends/Recruiting Coord. for Offense – 4th Year

GRANT HEARD (Ole Miss, 2001) Wide Receivers – 4th Year

JASON JONES (Alabama, 2001) Co-Defensive Coord./Cornerbacks – 3rd Year

CHRIS KIFFIN (Colorado State, 2005) Defensive Line/Recruiting Coord. for Defense – 4th Year

MATT LUKE (Ole Miss, 2000) Co-Offensive Coord./Offensive Line – 8th Year

DERRICK NIX (Southern Miss, 2002) Running Backs – 8th Year

DAN WERNER (Western Michigan, 1983) Co-Offensive Coord./Quarterbacks – 6th Year

DAVE WOMMACK (Missouri Southern, 1978) Defensive Coord./Linebackers – 4th Year

SUPPORT STAFF

BARNEY FARRAR (Delta State, 1983) Assistant Athletics Director for High School and Junior College Relations

TOM LUKE (Ole Miss, 1992) Assistant Athletics Director for Player Development

JOHN MILLER (Southern Miss, 1999) Assistant Athletics Director for Football Operations

PAUL JACKSON (Montclair State, 2006) Head Football Strength Coach

PAT JERNIGAN (Valdosta State, 1998) Head Athletic Trainer

RETURNING OFFENSIVE STARTERS

No.	Name	POS	CLASS	HT	WT	EXP	Hometown/Last School
6	Jaylen Walton	RB	Sr.	5-8	172	3L	Memphis, Tenn./Ridgeway
1	Laquon Treadwell	WR	Jr.	6-2	210	2L	Crete, Ill./Crete-Monee
88	Cody Core	WR	Sr.	6-3	205	3L	Auburn, Ala./Auburn
17	Evan Engram	TE	Jr.	6-3	227	2L	Powder Springs, Ga./Hillgrove
64	Ben Still	C	Sr.	6-3	280	3L	Memphis, Tenn./Memphis University School
68	Justin Bell	OG	Sr.	6-2	347	3L	Jackson, Miss./Callaway
72	Aaron Morris	OG	Sr.	6-5	313	4L	Jackson, Miss./Callaway
78	Laremy Tunsil	OT	Jr.	6-5	305	2L	Lake City, Fla./Columbia
74	Fahn Cooper	OT	Sr.	6-5	306	1L	Crystal Lake, Ill./College of DuPage

RETURNING DEFENSIVE STARTERS

No.	Name	POS	CLASS	HT	WT	EXP	Hometown/Last School
90	Fadol Brown	DE	Jr.	6-4	280	1L	Charleston, S.C./FIU
5	Robert Nkemdiche	DT	Jr.	6-4	296	2L	Loganville, Ga./Grayson
94	Issac Gross	NT	Sr.	6-1	240	3L	Batesville, Miss./South Panola
10	C.J. Johnson	LB	Sr.	6-2	225	4L	Philadelphia, Miss./Philadelphia
12	Tony Conner	DB	Jr.	6-0	215	2L	Batesville, Miss./South Panola
7	Trae Elston	FS	Sr.	5-11	195	3L	Oxford, Ala./Oxford
38	Mike Hilton	ROV	Sr.	5-9	184	3L	Fayetteville, Ga./Sandy Creek

STARTERS LOST

Name	POS	CLASS	HT	WT
Bo Wallace	QB	Sr.	6-4	217
Vince Sanders	WR	Sr.	6-1	185
Serderius Bryant	LB	Sr.	5-9	220
Deterrian Shackelford	LB	Sr.	6-1	247
Cody Prewitt	FS	Sr.	6-2	217
Senquez Golson	CB	Sr.	5-9	176

RETURNING STATISTICAL LEADERS

RUSHING:	ATT	YARDS	AVG	TD
Jaylen Walton	106	586	5.5	5
Jordan Wilkins	52	361	6.9	1

PASSING:	COMP	ATT	YARDS	TD/INT	PCT	EFFIC
DeVante Kincade	16	20	127	1/0	80.0	149.84
Ryan Buchanan	12	22	75	0/1	54.5	74.09

RECEIVING:	REC	YARDS	AVG	TD
Laquon Treadwell	48	632	13.2	5
Cody Core	41	558	13.6	6
Evan Engram	38	662	17.4	2
Quincy Adeboyejo	26	313	12.0	2

DEFENSE:	TACKLES	UT-AT	TFL	SACKS	INT
Mike Hilton	71	48-23	4.0-15	–	3-0
Tony Conner	69	38-31	9.0-18	1.0-5	1-0
Trae Elston	59	35-24	3.0-11	–	1-47
Fadol Brown	38	15-23	5.5-14	0.5-2	–
C.J. Johnson	38	21-17	8.0-31	4.0-24	1-0

2014 RESULTS

9-4 Overall • 5-3 SEC

Home: 6-1 Away: 2-2 Neutral: 1-1 vs. Division: 3-3 vs. Top 25: 3-3

Aug. 28	[18/19]	vs. Boise State (Atlanta, Ga.) (rv/rv)	32,823	W 35-13
Sept. 6	[15/17]	at Vanderbilt*	43, 260	W 41-3
Sept. 13	[14/15]	LOUISIANA-LAFAYETTE	60,937	W 56-15
Sept. 27	[10/11]	MEMPHIS	61,291	W 24-3
Oct. 4	[11/11]	ALABAMA* (3/1)	61,826	W 23-17
Oct. 11	[3/4]	at Texas A&M* (14/14)	110,633	W 35-20
Oct. 18	[3/3]	TENNESSEE* [HC]	62,081	W 34-3
Oct. 25	[3/3]	at LSU* (24/23)	102,321	L 7-10
Nov. 1	[7/9]	AUBURN* (4/4)	62,090	L 31-35
Nov. 8	[12/13]	PRESBYTERIAN	60,546	W 48-0
Nov. 22	[8/8]	at Arkansas* (rv/rv)	64,510	L 0-30
Nov. 29	[18/19]	MISSISSIPPI STATE* (4/4)	62,058	W 31-17
Dec. 31	[9/12]	TCU (6/6)	65,706	L 3-42
		Chick-fil-A Peach Bowl; Atlanta, Ga.		

[AP/Coaches] – Denotes team ranking at the time of the game; (AP/Coaches) – Denotes opponent ranking at the time of the game

OLE MISS Team Information

BASIC OFFENSE: Tempo

BASIC DEFENSE: Multiple

LETTERMEN RETURNING: 56

OFFENSE: 27

DEFENSE: 25

SPECIALTY: 4

LETTERMEN LOST: 27

OFFENSE: 11

DEFENSE: 14

SPECIALTY: 2

STARTERS RETURNING: 18

OFFENSE: 9

DEFENSE: 7

SPECIALTY: 2

STARTERS LOST: 7

OFFENSE: 2

DEFENSE: 4

SPECIALTY: 1

NOTE: Specialists include punter and place-kicker only.

ALL-STAR CANDIDATES

LAQUON TREADWELL

Junior • WR • 6-2 • 210 • Crete, Ill.

- 2014 All-SEC second team (Athlon)
- Had 100-yard receiving games vs. Boise State, Memphis and Auburn
- Ranks 13th in school history with 120 catches
- Despite missing the last four games of his sophomore season (broken leg/ dislocated ankle), ranked third in SEC in catches/game (5.3) and fifth in receiving yards/game (70.2)
- 2013 SEC Freshman of the Year (Coaches)

LAREMY TUNSIL

Junior • OT • 6-5 • 305 • Lake City, Fla.

- 2014 All-America second team (College Sports Madness, Sports on Earth)
- 2014 All-SEC first team (AP, Athlon, CSM)
- Two-time All-SEC selection
- Won Kent Hull Award as the state's top lineman
- Has been responsible for just two sacks in his two-year career at left tackle

EVAN ENGRAM

Junior • TE • 6-3 • 227 • Powder Springs, Ga.

- 2014 All-America second team (Sports Illustrated)
- Unanimous All-SEC first team selection
- Two-time All-SEC selection
- Set a single-season record for receiving yards by an Ole Miss TE (662)
- Led all TEs in the nation with 17.4 yards per catch and all SEC TEs in receiving yards and receptions

ROBERT NKEMDICHE

Junior • DT • 6-4 • 296 • Loganville, Ga.

- 2014 All-America first team (CSM) and second team (AP, Sporting News, USA Today, CBS Sports)
- All-SEC first team (AP, CSM)
- Posted 35 tackles, 4.0 TFLs, 2.0 sacks and anchored a defense that led the nation in fewest points allowed (16.0/game) and touchdowns allowed (24)

2015 ALPHABETICAL ROSTER

No.	Name	POS	HT	WT	CL-EXP	Hometown
8	Quincy Adeboyejo	WR	6-3	195	Jr.-2L	Cedar Hill, Texas
31	Justin Anderson	DB	5-9	184	So.-Sq.	Houston, Texas
29	Brandon Bell	WR	6-0	214	Jr.-RS	Columbus, Miss.
68	Justin Bell	OL	6-2	347	Sr.-3L	Jackson, Miss.
81	Trey Bledsoe	WR	6-1	213	So.-1L	Grenada, Miss.
76	Daronte Bouldin	OL	6-5	327	So.-1L	Canton, Miss.
13	Eugene Brazley	RB	5-9	189	So.-1L	New Orleans, La.
1	Tony Bridges	DB	6-0	183	Jr.-JC	Collins, Miss.
8	Chief Brown	DB	6-1	202	Sr.-3L	Winona, Miss.
87	Matt Brown	TE	6-3	257	Jr.-2L	Cordova, Tenn.
90	Fadol Brown	DE	6-4	280	Jr.-1L	Charleston, S.C.
9	Ryan Buchanan	QB	6-3	218	So.-1L	Jackson, Miss.
35	D.K. Buford	DB	5-11	221	Fr.-RS	Oxford, Miss.
26	Quintavius Burdette	WR	5-11	186	Sr.-3L	Senatobia, Miss.
77	Talbot Buys	OL	6-8	310	Jr.-1L	Vicksburg, Miss.
21	Terry Caldwell	LB	6-1	216	Jr.-JC	Wilmington, N.C.
	Rasool Clemons	DE	6-6	210		Aiken, S.C.
12	Tony Conner	DB	6-0	215	Jr.-2L	Batesville, Miss.
75	Robert Conyers	OL	6-5	290	Jr.-2L	Miami, Fla.
74	Fahn Cooper	OL	6-5	306	Sr.-1L	Crystal Lake, Ill.
88	Cody Core	WR	6-3	205	Sr.-3L	Auburn, Ala.
	Shawn Curtis	LB	6-3	247		Doral, Fla.
	Montrell Custis	DB	6-0	174		Jonesboro, Ga.
16	Drew Davis	QB	6-1	208	Jr.-Sq.	Bonita Springs, Fla.
23	Carlos Davis	DB	5-8	171	Jr.-2L	Birmingham, Ala.
37	Luke Davis	LB	6-2	216	So.-Sq.	Trussville, Ala.
	Ross Donelly	DT	6-1	309		Houston, Texas
82	Dylan Dyer	TE	6-4	227	Sr.-1L	Flora, Miss.
11	Will Easter	WR	6-0	180	Jr.-Sq.	Rosemary Beach, Fla.
7	Trae Elston	DB	5-11	195	Sr.-3L	Oxford, Ala.
17	Evan Engram	TE	6-3	227	Jr.-2L	Powder Springs, Ga.
14	Victor Evans	DE	6-3	238	Fr.-RS	Dallas, Texas
63	Jacob Feeley	C	6-2	273	Jr.-JC	Picayune, Miss.
53	Will Few	LS	6-3	232	Jr.-Sq.	Augusta, Ga.
86	Jordan Gallegos	WR	5-9	172	Jr.-Sq.	New Albany, Ohio
31	DeMarquis Gates	LB	6-2	217	So.-1L	Hampton, Ga.
	Alex Givens	OL	6-6	293		Pegram, Tenn.
94	Will Gleeson	P	6-3	197	So.-1L	Melbourne, Australia
94	Issac Gross	DT	6-1	240	Sr.-3L	Batesville, Miss.
56	Woodrow Hamilton	DT	6-3	319	Sr.-3L	Raleigh, Miss.
3	C.J. Hampton	DB	6-0	179	So.-1L	Meridian, Miss.
83	Dayall Harris	WR	6-3	192	Fr.-RS	Jackson, Miss.
27	Marquis Haynes	DE	6-3	220	So.-1L	Jacksonville, Fla.
	Willie Hibbler	TE	6-3	238		Sardis, Miss.
38	Mike Hilton	DB	5-9	184	Sr.-3L	Fayetteville, Ga.
	Michael Howard	OL	6-5	232		Keystone Heights, Fla.
93	Tyler Jackson	K	5-11	185	Jr.-JC	Oxford, Miss.
	Van Jefferson	WR	6-2	181		Brentwood, Tenn.
10	C.J. Johnson	LB	6-2	225	Sr.-4L	Philadelphia, Miss.
36	Josh Johnson	WR	5-10	172	So.-Sq.	Belden, Miss.
39	Martin Johnson	RB	6-0	192	Jr.-RS	Preston, Miss.
19	Derrick Jones	WR	6-2	189	Jr.-2L	Eupora, Miss.
93	D.J. Jones	DT	6-0	324	Jr.-JC	Greenville, S.C.
21	Akeem Judd	RB	5-11	222	Jr.-RS	Durham, N.C.
	Jalen Julius	WR	6-0	180		Winter Garden, Fla.
10	Chad Kelly	QB	6-2	215	Jr.-JC	Buffalo, N.Y.

No.	Name	POS	HT	WT	CL-EXP	Hometown
2	DeVante Kincade	QB	6-0	184	So.-1L	Dallas, Texas
	Dawson Knox	TE	6-4	222		Nashville, Tenn.
57	Chadwick Lamar	LS	6-1	212	Fr.-RS	Oxford, Miss.
69	Jeremy Liggins	OL/TE	6-3	302	Jr.-1L	Oxford, Miss.
	Armani Linton	DB	6-2	206		Walnut, Miss.
	DaMarkus Lodge	WR	6-2	190		Cedar Hill, Texas
27	Cale Luke	WR	6-1	197	So.-Sq.	Clinton, Miss.
80	Elliot Markuson	LB	6-0	235	So.-1L	Oxford, Miss.
42	Garrald McDowell	DL	6-2	240	Fr.-RS	Covington, La.
13	Kailo Moore	DB	5-10	195	Jr.-2L	Rosedale, Miss.
16	Collins Moore	WR	6-1	201	Sr.-3L	Madison, Ala.
26	C.J. Moore	DB	5-11	190	So.-1L	Bassfield, Miss.
30	A.J. Moore	DB	6-0	199	So.-1L	Bassfield, Miss.
99	Herbert Moore	DT	6-1	322	So.-1L	Memphis, Tenn.
71	Christian Morris	OL	6-6	313	So.-1L	Memphis, Tenn.
72	Aaron Morris	OL	6-5	313	Sr.-4L	Jackson, Miss.
4	Denzel Nkemdiche	LB	5-11	208	Sr.-3L	Loganville, Ga.
5	Robert Nkemdiche	DT	6-4	296	Jr.-2L	Loganville, Ga.
91	Nathan Noble	K	6-3	224	Jr.-2L	Greenville, Miss.
	Cameron Ordway	DB	5-11	174		Pulaski, Tenn.
11	Markell Pack	WR	6-2	193	So.-1L	Purvis, Miss.
92	Andy Pappanastos	K	5-11	194	So.-1L	Montgomery, Ala.
79	Javon Patterson	OL	6-3	307	Fr.-HS	Petal, Miss.
	Jason Pellerin	QB	6-4	229		New Iberia, La.
23	Tayler Polk	LB	5-11	212	So.-1L	Magee, Miss.
77	Tyler Putman	OL	6-4	300	Fr.-RS	Southaven, Miss.
43	Ty Quick	TE	6-3	257	So.-1L	Terry, Miss.
52	Jack Raborn	LB	6-1	217	Fr.-RS	Advance, N.C.
24	Johnathan Rattliffe	DB	5-9	177	Fr.-RS	Birmingham, Ala.
50	Sean Rawlings	OL	6-5	280	Fr.-RS	Madison, Miss.
	Austrian Robinson	DL	6-4	292		New York, N.Y.
20	Christian Russell	LB	6-0	232	Sr.-1L	Fayetteville, N.C.
2	Tee Shepard	DB	6-1	195	Jr.-RS	Fresno, Calif.
33	John-Patrick Sherling	LB	5-11	224	So.-Sq.	Fairhope, Ala.
70	Jordan Sims	OL	6-4	334	Fr.-RS	Homewood, Ala.
22	Ray Ray Smith	LB	6-2	213	So.-1L	Florence, Ala.
9	Breeland Speaks	DT	6-3	313	Fr.-RS	Jackson, Miss.
64	Ben Still	C	6-3	280	Sr.-3L	Memphis, Tenn.
3	Damore'ea Stringfellow	WR	6-2	220	So.-RS	Perris, Calif.
32	Temario Strong	LB	6-0	211	Jr.-2L	Batesville, Miss.
	Eric Swinney	RB	5-9	197		Fayetteville, Ga.
73	Rod Taylor	OL	6-3	315	So.-1L	Jackson, Miss.
84	Hunter Thurley	TE	6-4	232	Jr.-Sq.	Nashville, Tenn.
1	Laquon Treadwell	WR	6-2	210	Jr.-2L	Crete, Ill.
78	Laremy Tunsil	OL	6-5	305	Jr.-2L	Lake City, Fla.
33	Nathan Vanderburg	RB	5-7	167	So.-Sq.	Olive Branch, Miss.
6	Jaylen Walton	RB	5-8	172	Sr.-3L	Memphis, Tenn.
11	Channing Ward	DE	6-4	279	Sr.-3L	Aberdeen, Miss.
98	Grant Warren	P	6-1	201	So.-Sq.	Pascagoula, Miss.
85	Alex Weber	WR	6-1	185	Fr.-RS	Lake City, Fla.
15	Kendarius Webster	DB	5-11	180	So.-1L	Stockbridge, Ga.
22	Jordan Wilkins	RB	6-1	214	So.-1L	Cordova, Tenn.
	Zedrick Woods	DB	5-11	197		Lake City, Fla.
97	Gary Wunderlich	K/P	6-0	188	So.-1L	Memphis, Tenn.
47	John Youngblood	DE	6-3	255	Jr.-2L	Trussville, Ala.
89	Taz Zettergren	TE	6-3	218	Jr.-2L	Senatobia, Miss.

YEAR-BY-YEAR RECORDS

Year	Coach	SEC	SEC Finish	Overall	Bowls
1893	Dr. A.L. Bondurant	4-1			
1894	C. D. Clark	6-1			
1895	H. L. Fairbanks	2-1			
1896	J. W. Hollister	1-2			
1897	No Team				
1898	T. G. Scarbrough	1-1			
1899	W. H. Lyon	3-4			
1900	Z. N. Estes, Jr.	0-3			
1901	William Sibley, Daniel S. Martin	2-4			
1902	Daniel S. Martin	4-3			
1903	Mike Harvey	2-1-1			
1904	Mike Harvey	4-3			
1905	None	0-2			
1906	T. S. Hammond	4-2			
1907	Frank Mason	0-6			
1908	Frank Kyle	3-5			
1909	Dr. N. P. Stauffer	4-3-2			
1910	Dr. N. P. Stauffer	7-1			
1911	Dr. N. P. Stauffer	6-3			
1912	Leo DeTray	5-3			
1913	William Driver	6-3-1			
1914	William Driver	5-4-1			
1915	Fred Robbins	2-6			
1916	Fred Robbins	3-6			
1917	C. R. (Dudy) Noble	1-4-1			
1918	C. R. (Dudy) Noble	1-3			
1919	R. L. Sullivan	4-4			
1920	R. L. Sullivan	4-3			
1921	R. L. Sullivan	3-6			
1922	R. A. Cowell	4-5-1			
1923	R. A. Cowell	4-6			
1924	Chester Barnard	4-5			
1925	Homer Hazel	5-5			
1926	Homer Hazel	5-4			
1927	Homer Hazel	5-3			
1928	Homer Hazel	5-4			
1929	Homer Hazel	1-6-2			
1930	Ed Walker	3-5-1			
1931	Ed Walker	2-6-1			
1932	Ed Walker	5-6			
1933	Ed Walker	2-2-1	6t	6-3-2	–
1934	Ed Walker	2-3-1	8	4-5-1	–
1935	Ed Walker	3-1	3	9-3	Orange
1936	Ed Walker	0-3-1	11	5-5-2	–
1937	Ed Walker	0-4	10t	4-5-1	–
1938	Harry Mehre	3-2	4	9-2	–
1939	Harry Mehre	2-2	5t	7-2	–
1940	Harry Mehre	3-1	3	9-2	–
1941	Harry Mehre	2-1-1	5	6-2-1	–
1942	Harry Mehre	0-5	11t	2-7	–
1943	NO TEAM	–	–	–	–
1944	Harry Mehre	2-3	7	2-6	–
1945	Harry Mehre	3-3	5t	4-5	–
1946	H.W. "Red" Drew	1-6	11	2-7	–
1947	Johnny Vaught	6-1	1	9-2	Delta
1948	Johnny Vaught	6-1	2	8-1	–
1949	Johnny Vaught	2-4	9	4-5-1	–
1950	Johnny Vaught	1-5	11	5-5	–
1951	Johnny Vaught	4-2-1	3t	6-3-1	–
1952	Johnny Vaught	4-0-2	3	8-1-2	Sugar
1953	Johnny Vaught	4-1-1	2t	7-2-1	–
1954	Johnny Vaught	5-0	1	9-2	Sugar
1955	Johnny Vaught	5-1	1	10-1	Cotton
1956	Johnny Vaught	4-2	4	7-3	–
1957	Johnny Vaught	5-0-1	2	9-1-1	Sugar
1958	Johnny Vaught	4-2	3	9-2	Gator
1959	Johnny Vaught	5-1	2t	10-1	Sugar
1960	Johnny Vaught	5-0-1	1	10-0-1	Sugar
1961	Johnny Vaught	5-1	3	9-2	Cotton
1962	Johnny Vaught	6-0	1	10-0	Sugar
1963	Johnny Vaught	5-0-1	1	7-1-2	Sugar
1964	Johnny Vaught	2-4-1	7	5-5-1	Bluebonnet
1965	Johnny Vaught	5-3	5	7-4	Liberty
1966	Johnny Vaught	5-2	4	8-3	BlueBonnet
1967	Johnny Vaught	4-2-1	5	6-4-1	Sun
1968	Johnny Vaught	3-2-1	6t	7-3-1	Liberty
1969	Johnny Vaught	4-2	5	8-3	Sugar
1970	Johnny Vaught	4-2	4	7-4	Gator
1971	Billy Kinard	4-2	4t	10-2	Peach
1972	Billy Kinard	2-5	7t	5-5	–
1973	Kinard/Vaught	4-3	3	6-5	–
1974	Ken Cooper	0-6	10	3-8	–
1975	Ken Cooper	5-1	2t	6-5	–
1976	Ken Cooper	#4-3	5t	6-5	–
1977	Ken Cooper	#3-4	6	6-5	–
1978	Steve Sloan	2-4	7t	5-6	–
1979	Steve Sloan	3-3	5t	4-7	–
1980	Steve Sloan	2-4	7t	3-8	–
1981	Steve Sloan	1-4-1	8t	4-6-1	–
1982	Steve Sloan	0-6	9t	4-7	–
1983	Billy Brewer	4-2	3t	7-5	Independence
1984	Billy Brewer	1-5	9t	4-6-1	–
1985	Billy Brewer	2-4	6	4-6-1	–
1986	Billy Brewer	4-2	2t	8-3-1	Independence
1987	Billy Brewer	1-5	7t	3-8	–
1988	Billy Brewer	3-4	6t	5-6	–
1989	Billy Brewer	4-3	4t	8-4	Liberty
1990	Billy Brewer	5-2	2t	9-3	Gator
1991	Billy Brewer	1-6	9	5-6	–
1992	Billy Brewer	5-3	2-W	9-3	Liberty
1993	Billy Brewer	#4-4	T3-W	#6-5	–
1994	Joe Lee Dunn	2-6	T4-W	4-7	–
1995	Tommy Tuberville	3-5	–	6-5	–
1996	Tommy Tuberville	2-6	–	5-6	–
1997	Tommy Tuberville	4-4	T4-W	8-4	Motor City
1998	Tommy Tuberville/ David Cutcliffe	3-5	T4-W	7-5	Independence
1999	David Cutcliffe	4-4	T3-W	8-4	Independence
2000	David Cutcliffe	4-4	T3-W	7-5	Music City
2001	David Cutcliffe	4-4	T3-W	7-4	–
2002	David Cutcliffe	3-5	4-W	7-6	Independence
2003	David Cutcliffe	7-1	T1-W	10-3	Cotton
2004	David Cutcliffe	3-5	T3-W	4-7	–
2005	Ed Orgeron	1-7	T5-W	3-8	–
2006	Ed Orgeron	2-6	T4-W	4-8	–
2007	Ed Orgeron	0-8	6-W	3-9	–
2008	Houston Nutt	5-3	2-W	9-4	Cotton
2009	Houston Nutt	4-4	3-W	9-4	Cotton
2010	Houston Nutt	1-7	6-W	4-8	–
2011	Houston Nutt	0-8	6-W	2-10	–
2012	Hugh Freeze	3-5	5-W	7-6	BBVA Compass
2013	Hugh Freeze	3-5	T5-W	8-5	Music City
2014	Hugh Freeze	5-3	3-W	9-4	Peach

Includes game forfeited to Ole Miss

BOWL RESULTS (23-13)

Bowl	Opponent	Result	Date
Orange	Catholic University	L 19-20	1-1-36
Delta	Texas Christian	W 13-9	1-1-49
Sugar	Georgia Tech	L 7-24	1-1-53
Sugar	Navy	L 0-21	1-1-55
Cotton	Texas Christian	W 14-13	1-2-56
Sugar	Texas	W 39-7	1-1-58
Gator	Florida	W 7-3	12-27-58
Sugar	LSU	W 21-0	1-1-60
Sugar	Rice	W 14-6	1-2-61
Cotton	Texas	L 7-12	1-1-62
Sugar	Arkansas	W 17-13	1-1-63
Sugar	Alabama	L 7-12	1-1-64
Bluebonnet	Tulsa	L 7-14	12-19-64
Liberty	Auburn	W 13-7	12-18-65
Bluebonnet	Texas	L 0-19	12-17-66
Sun	Texas-El Paso	L 7-14	12-30-67
Liberty	Virginia Tech	W 34-17	12-14-68
Sugar	Arkansas	W 27-22	1-1-70
Gator	Auburn	L 28-35	1-2-71
Peach	Georgia Tech	W 41-18	12-30-71
Independence	Air Force	L 3-9	12-10-83
Independence	Texas Tech	W 20-17	12-20-86
Liberty	Air Force	W 42-29	12-28-89
Gator	Michigan	L 3-35	1-1-91
Liberty	Air Force	W 13-0	12-31-92
Motor City	Marshall	W 34-31	12-26-97
Independence	Texas Tech	W 35 18	12-31-98
Independence	Oklahoma	W 27-25	12-31-99
Music City	West Virginia	L 49-38	12-28-00
Independence	Nebraska	W 27-23	12-27-02
Cotton	Oklahoma State	W 31-28	1-2-04
Cotton	Texas Tech	W 47-34	1-2-09
Cotton	Oklahoma State	W 21-7	1-2-10
BBVA Compass	Pittsburgh	W 38-17	1-5-12
Music City	Georgia Tech	W 25-17	12-30-13
Peach	TCU	L 3-42	12-31-14

2015 SCHEDULE

Sept. 5	at Southern Miss (9:00 CT – FS1)	USM leads 14-3-1
Sept. 12	LSU* (8:15 CT – ESPN)	LSU leads 71-34-3
Sept. 19	NORTHWESTERN STATE (3:00 CT – SECN)	MSU leads 2-0
Sept. 26	at Auburn*	AU leads 61-25-2
Oct. 3	at Texas A&M*	Tied 4-4
Oct. 10	TROY	MSU leads 3-1
Oct. 17	LOUISIANA TECH	MSU leads 8-3
Oct. 24	KENTUCKY*	Tied 21-21
Nov. 5	at Missouri* (8:00 CT – ESPN)	UM leads 2-0
Nov. 14	ALABAMA*	UA leads 78-18-3
Nov. 21	at Arkansas*	ARK leads 15-9-1
Nov. 28	OLE MISS*	UM leads 62-43-6

*SEC Game

Mississippi State University
Bulldog Quick Facts

LOCATION: Starkville, Mississippi

FOUNDED: 1878

ENROLLMENT: 20,365

NICKNAME: Bulldogs

COLORS: Maroon (PMS 202) and White

STADIUM: Davis Wade Stadium at Scott Field (61,337)

PLAYING SURFACE: Hybrid Bermuda Grass

FIRST GAME: Oct. 3, 1914 – Mississippi State 54, Marion Military Institute 0

HOME RECORD: 244-133-13 (.643)

HOME ATTENDANCE: 427,892 (61,127 avg./99.9% Capacity)

ALL-TIME RECORD: 531-558-39 (.488/1,128 games)

2014 RECORD: 10-3 (7-0 H, 3-2 A, 0-1 N, 4-2 vs. Western Division)

2014 SEC RECORD/FINISH: 6-2/2nd SEC West

SEC CHAMPIONSHIPS: 1 (1941)

BOWL: Orange Bowl, Miami Gardens, Fla. (Mississippi State 34, Georgia Tech 49)

BOWL APPEARANCES: 18

BOWL RECORD: 10-8 (.556)

LAST BOWL APPEARANCE: Orange Bowl, Miami Gardens, Fla. (lost to Georgia Tech, 34-49, Dec. 31, 2014)

DR. MARK E. KEENUM
President
(Mississippi State, '3)

DR. STEVE TURNER
Faculty Representative
(Mercer, '75)

SCOTT STRICKLIN
Athletics Director
(Mississippi State, '92)

DAN MULLEN
Head Football Coach
(Ursinas, '94)

DAN MULLEN

YEAR-BY-YEAR

Year	School	Conf.	Pct.	All	Pct.	Bowl
2009	Miss. State	3-5	.375	5-7	.417	
2010	Miss. State	4-4	.500	9-4	.692	Gator
2011	Miss. State	2-6	.250	7-6	.538	Music City
2012	Miss. State	4-4	.500	8-5	.615	Gator
2013	Miss. State	3-5	.375	7-6	.538	Liberty
2014	Miss. State	6-2	.750	10-3	.769	Orange
TOTALS		**22-26**	**.458**	**46-31**	**.597**	**6 Years**
BOWL RECORD:		3-2	.600			

HOMETOWN: Manchester, N.H.

ALMA MATER: Ursinus (1994)

PLAYING CAREER: Ursinus College, Tight End, 1990-93.

COACHING EXPERIENCE: Wagner Wide Receivers Coach (1994-95); Columbia Wide Receivers Coach (1996-97); Syracuse Graduate Assistant Offense (1998); Notre Dame Graduate Assistant Offense (1999-2000); Bowling Green Quarterbacks Coach (2001-02); Utah Quarterbacks Coach (2003-04); Florida Offensive Coordinator/Quaterbacks Coach 2005-08; Mississippi State Head Coach 2009-present.

COACHING ACHIEVEMENTS: The 2014 Maxwell National Coach of the Year, the first in the history of MSU football … Owns the highest winning percentage as a coach at State since the late Allyn McKeen from 1939-48 (.764), and he is third in school history for wins by a MSU head coach (46) … In 2014, guided the Bulldogs to three straight wins over top-10 teams, a first in college football since 1983 … In the process, led the program to its first ever No. 1 ranking, a spot it spent five straight weeks … Was named the 2014 Associated Press SEC Coach of the Year as MSU earned its highest poll finish since 1940 … Ranks third all-time in MSU winning percentage among coaches who have coached more than four seasons … Led MSU to its first ever 10-win regular season in 2014 … MSU has shattered 67 team or individual single-season and career records in the Mullen era, including 23 in 2014 … 18 Bulldogs have been chosen in the NFL Draft under Mullen's watch since 2010, including a school-record five through the first six rounds of a draft in 2014 … MSU has produced a first-team All-American in five straight seasons dating back to the 2010 season … 90 players have earned the distinction of SEC Academic Honor Roll recipient under Mullen at MSU … His Mullen Family 36 Foundation has raised over $300,000.

BORN: April 27, 1972

WIFE: Megan

CHILDREN: Cannon and Breelyn Elisabeth

ASSISTANT COACHES

MANNY DIAZ (Florida State, 1995) Defensive Coordinator, Linebackers – 2nd Year

BILLY GONZALES (Colorado State, 1994) Co-offensive Coordinator, Passing Game, Wide Receivers – 2nd Year

JOHN HEVESY (Maine, 1994) Co-offensive Coordinator, Running Game, Offensive Line – 6th Year

BRIAN JOHNSON (Utah, 2008) Quarterbacks – 2nd Year

TONY HUGHES (Southern Miss, 1980) Assistant Head Coach, Safeties, Recruiting Coordinator – 6th Year

GREG KNOX (Northeastern State, 1986) Running Backs, Special Teams Coordinator – 6th Year

SCOTT SALLACH (Ursinus College, 1994) Tight Ends – 6th Year

DESHEA TOWNSEND (Alabama, 1997) Cornerbacks – 2nd Year

DAVID TURNER (Davidson, 1985) Defensive Line – 5th Year

SUPPORT STAFF

RICK COURT (Michigan State, 2002) Head Strength and Conditioning Coach

JON CLARK (Bowling Green, 2002) Director of Football Operations

ROCKEY FELKER (Mississippi State, 1975) Director of Player Personnel and High School Relations

RETURNING OFFENSIVE STARTERS

No.	Name	POS	CLASS	HT	WT	EXP	Hometown/Last School
1	De'Runnya Wilson	WR	Jr.	6-5	225	2L	Birmingham, Ala./Wenonah
15	Dak Prescott	QB	Sr.	6-2	230	3L	Haughton, La./Haughton
58	Justin Senior	OT	Jr.	6-5	295	2L	Montreal, Quebec/Hargrave [Va.] Military Acad.
70	Justin Malone	OG	Sr.	6-7	320	2L	Madison, Miss./Madison-Ridgeland Academy

RETURNING DEFENSIVE STARTERS

No.	Name	POS	CLASS	HT	WT	EXP	Hometown/Last School
23	Taveze Calhoun	CB	Sr.	6-1	184	3L	Morton, Miss./Morton
26	Kendrick Market	S	Sr.	5-10	188	3L	Batesville, Miss./South Panola
42	Beniquez Brown	LB	Jr.	6-1	235	2L	Florence, Ala./Florence
48	Ryan Brown	DE	Sr.	6-6	262	3L	New Orleans, La./Archbishop Shaw

STARTERS LOST

Name	POS	CLASS	HT	WT
Jay Hughes	S	Sr.	5-11	195
Jameon Lewis	WR	Sr.	5-9	187
Jamerson Love	CB	Sr.	5-10	175
Malcolm Johnson	TE	Sr.	6-2	231
Robert Johnson	WR	Sr.	6-1	210
Josh Robinson	RB	Jr.	5-9	215
Matt Wells	LB	Sr.	6-2	220
Evan Sobiesk	K	So.	5-8	188
Benardrick McKinney	LB	Jr.	6-5	249
Dillon Day	C	Sr.	6-4	299
Ben Beckwith	OG	Sr.	6-3	306
Blaine Clausell	OT	Sr.	6-7	315
Preston Smith	DE	Sr.	6-6	270
Kaleb Eulls	DT	Sr.	6-4	295
P.J. Jones	DT	Sr.	6-3	296

RETURNING STATISTICAL LEADERS

RUSHING:	ATT	YARDS	AVG	TDS
Dak Prescott	210	986	4.7	14
Brandon Holloway	45	294	6.5	1
Ashton Shumpert	47	274	5.8	2

PASSING:	ATT	COMP	INT.	TD	YARDS	PCT
Dak Prescott	396	244	11	27	3,449	61.6

RECEIVING:	REC	YARDS	AVG	AVG/GAME	TDS
De'Runnya Wilson	47	680	14.5	56.7	9
Fred Ross	30	489	16.3	37.6	5
Gabe Myles	22	178	8.1	13.7	0
Fred Brown	18	299	16.6	23.0	2
Joe Morrow	17	344	20.2	26.5	4

TACKLES:	TOTAL	SOLO	ASST	INT.-YD	SACKS-YD	TFL-YDS
Beniquez Brown	62	30	32	2-24	2.0-12	7.0-24
Taveze Calhoun	53	35	18	1-0	0-0	3.5-8
Will Redmond	51	37	14	3-5	0-0	3.0-13
Richie Brown	50	24	26	3-54	0-0	1.0-1

2014 RESULTS

10-3 Overall • 6-2 SEC
Home: 7-0 Away: 3-2 Neutral: 0-1 vs. Division: 4-2 vs. Top 25: 3-3

Aug. 30	[rv/rv]	SOUTHERN MISS	61,889	W 49-0
Sept. 6	[rv/rv]	UAB	57,704	W 47-34
Sept. 13	[rv/rv]	at South Alabama	38,129	W 35-3
Sept. 20	[rv/rv]	at LSU* (8/8)	102,321	W 34-29
Oct. 4	[12/14]	TEXAS A&M* (6/7)	61,113	W 48-31
Oct. 11	[3/6]	AUBURN* (2/2)	62,945	W 38-23
Oct. 25	[1/1]	at Kentucky*	64,791	W 45-31
Nov. 1	[1/1]	ARKANSAS*	63,207	W 17-10
Nov. 8	[1/1]	TENNESSEE-MARTIN	61,421	W 45-16
Nov. 15	[1/1]	at Alabama* (4/3)	101,821	L 20-25
Nov. 22	[4/4]	VANDERBILT*	60,493	W 51-0
Nov. 29	[4/4]	at Ole Miss* (18/19)	62,058	L 17-31
Dec. 31	[8/8]	vs. Georgia Tech Orange Bowl; Miami Gardens, Fla.	58,211	L 34-49

[AP/Coaches] – Denotes team ranking at the time of the game; (AP/Coaches) – Denotes opponent ranking at the time of the game

MISSISSIPPI STATE Team Information

BASIC OFFENSE: Spread Multiple
BASIC DEFENSE: 4-3 Multiple

LETTERMEN RETURNING: 45
OFFENSE: 22
DEFENSE: 20
SPECIALTY: 3

LETTERMEN LOST: 22
OFFENSE: 11
DEFENSE: 10
SPECIALTY: 1

STARTERS RETURNING: 10
OFFENSE: 4
DEFENSE: 4
SPECIALTY: 2

STARTERS LOST: 15
OFFENSE: 7
DEFENSE: 7
SPECIALTY: 1

NOTE: Specialists include punter and place-kicker only.

ALL-STAR CANDIDATES

Chris JONES

Junior • DL • 6-6 • 308 • Houston, Miss.

- Was named a 2015 Preseason All-American by Phil Steele.
- Tremendous size, speed and versatility that allows him to line up at defensive tackle and defensive end.
- Has played in 26 games with three starts and over that time has totaled 58 tackles, 10.5 tackles for loss and 6.0 sacks.
- In 2014, saw action in all 13 games with zero starts and made 26 tackles, including 3.5 for loss.
- Was named a 2013 Freshman All-American by Athlon Sports, Bleacher Report and 247Sports.

Dak PRESCOTT

Senior • QB • 6-2 • 230 • Haughton, La.

- A 2015 National Player of the Year Candidate and was named a 2015 Preseason All-American by Athlon Sports and Phil Steele.
- Coming off a season where he was a finalist for the Maxwell Award and finished eighth in the Heisman voting.
- Played in 36 career games with 20 starts and owns a 14-6 record as a starter.
- An honorable mention All-American while becoming the first finalist in school history for the Maxwell, Davey O'Brien and Johnny Unitas Awards.

Will REDMOND

Senior • DB • 6-0 • 186 • Memphis, Tenn.

- Was named a 2015 Preseason All-American by Phil Steele.
- Has a knack for making big plays with great instincts.
- Will also be in the mix as a kick returner and punt returner in 2015.
- Played in 20 career games with 74 total tackles, 5.5 tackles for loss, seven pass breakups and three interceptions.
- Tallied 51 tackles in 2014, three tackles for loss, five pass breakups and a team-best three interceptions.
- In 2014, was tied for 11th in the SEC in picks with two of those being game clinchers.

De'Runnya WILSON

Junior • WR • 6-5 • 215 • Birmingham, Ala.

- Was named a 2015 Preseason All-American by Phil Steele.
- Has caught 73 passes for 1,031 yards and 12 touchdowns over two seasons with appearances in 25 games, 11 coming as a starter.
- Made 47 catches for 680 yards and nine touchdowns in 12 games in 2014.
- Tied for the national lead and topped the SEC in third-down touchdowns with five.
- 32 of his 47 receptions went for first downs while 15 catches were 15 or more yards.

2015 ALPHABETICAL ROSTER

No.	Name	POS	HT	WT	CL	EXP	Hometown
43	Fletcher Adams	DL	6-2	267	Fr.	HS	Brandon, Miss.
94	Nelson Adams	DL	6-3	310	Jr.	2L	Brandon, Miss.
29	Quadry Antoine	LB	5-10	225	Jr.	SQ	Belle Chasse, La.
69	Joel Baldwin	SN	6-3	225	RFr.	RS	Tupelo, Miss.
40	Devon Bell	P/K	6-2	190	Sr.	3L	Vicksburg, Miss.
53	Hunter Bradley	SN	6-3	235	Jr.	SQ	Collierville, Tenn.
37	Bennie Braswell III	RB	5-9	170	So.	SQ	Olive Branch, Miss.
42	Beniquez Brown	LB	6-1	238	Jr.	2L	Florence, Ala.
5	Fred Brown	WR	6-1	196	Jr.	2L	Jackson, Miss.
39	Richie Brown	LB	6-2	245	Jr.	2L	Long Beach, Miss.
48	Ryan Brown	DL	6-6	266	Sr.	3L	New Orleans, La.
20	Brandon Bryant	DB	5-11	205	RFr.	RS	Tunica, Miss.
61	Deion Calhoun	OL	6-3	303	RFr.	RS	Pleasant Grove, Ala.
23	Taveze Calhoun	DB	6-1	180	Sr.	3L	Morton, Miss.
97	Johnathan Calvin	DL	6-3	263	Jr.	JC	Jackson, Miss.
71	Cole Carter	OL	6-6	299	Jr.	1L	Caledonia, Miss.
51	Kelan Chairs	LB	6-0	220	So.	1L	Harvey, La.
38	Winston Chapman	SN	6-2	240	Sr.	3L	Fairhope, Ala.
60	Jamaal Clayborn	OL	6-4	315	Jr.	2L	Jackson, Miss.
7	Tolando Cleveland	DB	6-0	190	Jr.	2L	Powder Springs, Ga.
72	Ronald Cochran	OL	6-4	308	RFr.	RS	Olive Branch, Miss.
57	Will Coleman	DL	6-5	250	Jr.	RS	Tyler, Texas
43	Logan Cooke	K/P	6-5	216	So.	1L	Darbun, Miss.
11	Kivon Coman	DB	6-3	196	Jr.	2L	Sheffield, Ala.
49	Torrey Dale	DL	6-6	252	Jr.	1L	Kenner, La.
22	Malik Dear	WR	5-9	220	Fr.	HS	Jackson, Miss.
62	Devon Desper	OL	6-4	305	Jr.	2L	Madison, Miss.
85	Rashun Dixon	TE	6-2	210	So.	SQ	Jackson, Miss.
17	Deontay Evans	DB	5-10	204	Jr.	2L	McComb, Miss.
7	Nick Fitzgerald	QB	6-5	227	RFr.	RS	Richmond Hill, Ga.
21	Nick Gibson	RB	5-11	195	Fr.	HS	Birmingham, Ala.
9	Jamoral Graham	DB	5-10	173	So.	1L	Decatur, Miss.
35	Westin Graves	K	6-0	163	So.	1L	Flowood, Miss.
6	Donald Gray	WR	5-10	193	So.	JC	Memphis, Tenn.
38	J.T. Gray	LB	6-0	196	So.	1L	Clarksdale, Miss.
4	Gerri Green	LB	6-4	243	RFr.	RS	Greenville, Miss.
87	B.J. Hammond	TE	6-4	242	So.	SQ	Gadsden, Ala.
46	Dezmond Harris	LB	6-4	239	So.	1L	McCalla, Ala.
90	Grant Harris	DL	6-3	273	RFr.	RS	Bolton, Miss.
10	Brandon Holloway	RB	5-8	160	Jr.	2L	Tampa, Fla.
95	Braxton Hoyett	DL	6-3	300	RFr.	RS	Pelham, Ala.
84	Darrion Hutcherson	TE	6-7	260	Sr.	1L	Dadeville, Ala.
86	Jesse Jackson	WR	6-2	210	RFr.	RS	Petal, Miss.
14	Zach Jackson	LB	6-2	212	Sr.	3L	Heidelberg, Miss.
88	Nick James	DL	6-5	325	Jr.	2L	Long Beach, Miss.
47	A.J. Jefferson	DL	6-3	277	Jr.	2L	Summit, Miss.
73	Elgton Jenkins	OL	6-4	304	RFr.	RS	Clarksdale, Miss.

No.	Name	POS	HT	WT	CL	EXP	Hometown
64	Jocquell Johnson	OL	6-4	300	Jr.	SQ	Jackson, Miss.
81	Justin Johnson	WR	6-3	229	Fr.	HS	Birmingham, Ala.
96	Chris Jones	DL	6-6	308	Jr.	2L	Houston, Miss.
92	Kendell Jones	DL	6-4	265	Fr.	HS	Pinson, Ala.
99	Keith Joseph Jr.	LB	6-3	233	Fr.	HS	Pascagoula, Miss.
3	Traver Jung	LB	6-3	225	Jr.	JC	Greenville, Miss.
13	Cedric Jiles	DB	5-10	182	Jr.	1L	Clinton, Miss.
33	Dontavian Lee	RB	6-1	227	RFr.	RS	Hattiesburg, Miss.
44	Leo Lewis	LB	6-2	240	Fr.	HS	Brookhaven, Miss.
70	Justin Malone	OL	6-7	320	Sr.	2L	Madison, Miss.
26	Kendrick Market	DB	5-10	196	Sr.	3L	Batesville, Miss.
41	Mark McLaurin	DB	6-2	210	Fr.	HS	Collins, Miss.
23	Keith Mixon	WR	5-8	175	Fr.	HS	Birmingham, Ala.
75	Harrison Moon	OL	6-4	281	Fr.	HS	Chattanooga, Tenn.
16	Joe Morrow	WR	6-4	202	Sr.	2L	Ocean Springs, Miss.
91	Anfernee Mullins	DL	6-3	259	Fr.	HS	Aliceville, Ala.
26	Alec Murphy	RB	6-0	225	Fr.	HS	Nixa, Mo.
35	Gabe Myles	WR	6-0	192	So.	1L	Starkville, Miss.
89	Javous Nicks	WR	6-0	173	Jr.	SQ	Brandon, Miss.
12	Jamal Peters	DB	6-2	206	Fr.	HS	Bassfield, Miss.
15	Dak Prescott	QB	6-2	230	Sr.	3L	Haughton, La.
56	Nick Proby	OL	6-1	291	Sr.	SQ	D'Iberville, Miss.
55	Martinas Rankin	OL	6-5	302	Jr.	JC	Mendenhall, Miss.
24	Chris Rayford	DB	6-0	194	RFr.	RS	Byhalia, Miss.
2	Will Redmond	DB	6-0	186	Sr.	2L	Memphis, Tenn.
78	Damien Robinson	OL	6-8	330	Sr.	3L	Olive Branch, Miss.
8	Fred Ross	WR	6-2	207	Jr.	2L	Tyler, Texas
58	Justin Senior	OL	6-5	295	Jr.	2L	Montreal, Quebec
32	Ashton Shumpert	RB	6-2	218	Jr.	2L	Fulton, Miss.
31	Maurice Smitherman	DB	5-9	178	Fr.	HS	Adamsville, Ala.
85	Jonnas Spivey	WR	6-0	182	Fr.	HS	Bay Springs, Miss.
2	Elijah Staley	QB	6-6	248	RFr.	RS	Marietta, Ga.
30	Chris Stamps	DB	6-0	175	Fr.	HS	Vicksburg, Miss.
67	Michael Story	OL	6-4	305	Fr.	HS	Ripley, Miss.
34	Cory Thomas	DL	6-5	301	RFr.	RS	Bessemer, Ala.
18	Deddrick Thomas	WR	5-9	184	Fr.	HS	Memphis, Tenn.
76	Jake Thomas	OL	6-5	320	So.	1L	Columbus, Miss.
14	Nick Tiano	QB	6-4	231	Fr.	HS	Chattanooga, Tenn.
83	Kareem Vance Jr.	WR	6-4	195	So.	SQ	Charleston, Miss.
19	Gus Walley	TE	6-4	242	Jr.	1L	Richton, Miss.
28	DeAndre Ward	LB	6-1	217	Jr.	1L	Wetumpka, Ala.
77	Rufus Warren	OL	6-7	299	Sr.	2L	Indianola, Miss.
50	Tim Washington	LB	6-2	198	Fr.	HS	Yazoo City, Miss.
27	Aeris Williams	RB	6-1	205	RFr.	RS	West Point, Miss.
69	Darryl Williams	OL	6-2	305	Fr.	HS	Bessemer, Ala.
11	Damian Williams	QB	6-1	228	Jr.	2L	Metairie, La.
1	De'Runnya Wilson	WR	6-5	215	Jr.	2L	Birmingham, Ala.

YEAR-BY-YEAR RECORDS

Year	Coach	SEC	SEC Finish	Overall	Bowls
1895	W.M. Matthews			0-2	
1896	J.B. Hildebrand			0-4	
1901	L.B. Harvey			2-2-1	
1902	L. Gwin			1-4-1	
1903	Dan Martin			3-0-2	
1904	Dan Martin			2-5	
1905	Dan Martin			3-4	
1906	Dan Martin			2-2-1	
1907	Fred Furman			6-3	
1908	Fred Furman			3-4	
1909	W.D. Chadwick			5-4	
1910	W.D. Chadwick			7-2	
1911	W.D. Chadwick			7-2-1	
1912	W.D. Chadwick			4-3	
1913	W.D. Chadwick			6-1-1	
1914	E.C. Hayes			6-2	
1915	E.C. Hayes			5-2-1	
1916	E.C. Hayes			4-4-1	
1917	Sid Robinson			6-1	
1918	Sid Robinson			3-2	
1919	Sid Robinson			6-2	
1920	Fred Holtkamp			5-3	
1921	Fred Holtkamp			4-4-1	
1922	Dudy Noble			3-4-2	
1923	Earl Able			5-2-2	
1924	Earl Able			5-4	
1925	Bernie Bierman			3-4-1	
1926	Bernie Bierman			5-4	
1927	J.W. Hancock			5-3	
1928	J.W. Hancock			2-4-2	
1929	J.W. Hancock			1-5-2	
1930	Chris Cagle			2-7	
1931	Ray Dauber			2-6	
1932	Ray Dauber			3-5	
1933	Ross McKechnie	1-5-1	12	3-6-1	–
1934	Ross McKechnie	0-5	11t	4-6	–
1935	Ralph Sasse	2-3	9t	8-3	–
1936	Ralph Sasse	3-2	5	7-3-1	Orange
1937	Ralph Sasse	3-2	5	5-4-1	–
1938	Emerson "Spike" Nelson	1-4	11	4-6	–
1939	Allyn McKeen	3-2	4	8-2	Orange
1940	Allyn McKeen	4-0-1	2	10-0-1	–
1941	Allyn McKeen	4-0-1	1	8-1-1	–
1942	Allyn McKeen	5-2	4	8-2	–
1943	NO TEAM				
1944	Allyn McKeen	3-2	5	6-2	–
1945	Allyn McKeen	2-3	7t	6-3	–
1946	Allyn McKeen	3-2	5	8-2	–
1947	Allyn McKeen	2-2	4t	7-3	–
1948	Allyn McKeen	3-3	6t	4-4-1	–
1949	Arthur "Slick" Morton	0-6	12	0-8-1	–
1950	Arthur "Slick" Morton	3-4	7t	4-5	
1951	Arthur "Slick" Morton	2-5	11	4-5	–
1952	Murray Warmath	3-4	7	5-4	–
1953	Murray Warmath	3-1-3	5t	5-2-3	–
1954	Darrell Royal	3-3	6t	6-4	–
1955	Darrell Royal	4-4	6t	6-4	–
1956	Wade Walker	2-5	8t	4-6	–
1957	Wade Walker	4-2-1	3t	6-2-1	–
1958	Wade Walker	1-6	12	3-6	–
1959	Wade Walker	0-7	12	2-7	–
1960	Wade Walker	0-5-1	11	2-6-1	–
1961	Wade Walker	1-5	10t	5-5	–
1962	Paul Davis	2-5	9	3-6	–
1963	Paul Davis	4-1-2	4	7-2-2	Liberty
1964	Paul Davis	2-5	8	4-6	–
1965	Paul Davis	1-5	9t	4-6	–
1966	Paul Davis	0-6	9t	2-8	–
1967	Charley Shira	0-6	9t	1-9	–
1968	Charley Shira	0-4-2	9	0-8-2	–
1969	Charley Shira	0-5	10	3-7	–
1970	Charley Shira	3-4	7t	6-5	–
1971	Charley Shira	1-7	10	2-9	–
1972	Charley Shira	1-6	9	4-7	–
1973	Bob Tyler	2-5	8t	4-5-2	–
1974	Bob Tyler	3-3	4t	9-3	Sun
1975	Bob Tyler	*0-6	9t	*2-9	–
1976	Bob Tyler	*0-6	9t	*0-11	–
1977	Bob Tyler	*0-6	9t	*0-11	–
1978	Bob Tyler	2-4	7t	6-5	–
1979	Emory Bellard	2-4	8	3-8	–
1980	Emory Bellard	5-1	2t	9-3	Sun
1981	Emory Bellard	4-2	3	8-4	Hall of Fame
1982	Emory Bellard	2-4	8	5-6	–
1983	Emory Bellard	1-5	8	3-8	–
1984	Emory Bellard	1-5	9t	4-7	–
1985	Emory Bellard	0-6	9	5-6	–
1986	Rockey Felker	2-4	7t	6-5	–
1987	Rockey Felker	1-5	7t	4-7	–
1988	Rockey Felker	0-7	10	1-10	–
1989	Rockey Felker	1-6	9	5-6	–
1990	Rockey Felker	1-6	8	5-6	–
1991	Jackie Sherrill	4-3	4t	7-5	Liberty
1992	Jackie Sherrill	4-4	3-W	7-5	Peach
1993	Jackie Sherrill	#3-4-1	5-W	#4-5-2	–
1994	Jackie Sherrill	5-3	2-W	8-4	Peach
1995	Jackie Sherrill	1-7	4-W	3-8	–
1996	Jackie Sherrill	3-5	4-W	5-6	–
1997	Jackie Sherrill	4-4	T3-W	7-4	–
1998	Jackie Sherrill	6-2	T1-W	8-5	Cotton
1999	Jackie Sherrill	6-2	2-W	10-2	Peach
2000	Jackie Sherrill	4-4	T3-W	8-4	Independence
2001	Jackie Sherrill	2-6	6-W	3-8	–
2002	Jackie Sherrill	0-8	5-W	3-9	–
2003	Jackie Sherrill	1-7	5-W	2-10	–
2004	Sylvester Croom	2-6	6-W	3-8	–
2005	Sylvester Croom	1-7	T5-W	3-8	–
2006	Sylvester Croom	1-7	T5-W	3-9	–
2007	Sylvester Croom	4-4	T3-W	8-5	Liberty
2008	Sylvester Croom	2-6	T4-W	4-8	–
2009	Dan Mullen	3-5	T4-W	5-7	–
2010	Dan Mullen	4-4	5-W	9-4	Gator
2011	Dan Mullen	2-6	5-W	7-6	Music City
2012	Dan Mullen	4-4	4-W	8-5	Gator
2013	Dan Mullen	3-5	T5-W	7-6	Liberty
2014	Dan Mullen	6-2	2-W	10-3	Orange

* Includes forfeits imposed on Mississippi State by NCAA & SEC
\# Includes game forfeited to Mississippi State

BOWL RESULTS (10-8)

Bowl	Opponent	Result	Date
Orange	Duquesne	L 12-13	1-1-37
Orange	Georgetown	W 14-7	1-1-41
Liberty	North Carolina State	W 16-12	12-21-63
Sun	North Carolina	W 26-24	12-28-74
Sun	Nebraska	L 17-31	12-27-80
Hall of Fame	Kansas	W 10-0	12-31-81
Liberty	Air Force	L 15-38	12-29-91
Peach	North Carolina	L 17-21	1-2-93
Peach	North Carolina State	L 24-28	1-1-95
Cotton	Texas	L 11-38	1-1-99
Peach	Clemson	W 17-7	12-30-99
Independence	Texas A&M	W 43-41 (OT)	12-31-00
Liberty	Central Florida	W 10-3	12-29-07
Gator	Michigan	W 52-14	1-1-11
Music City	Wake Forest	W 23-17	12-30-11
Gator	Northwestern	L 20-34	1-1-13
Liberty	Rice	W 44-7	12-31-13
Orange	Georgia Tech	L 34-49	12-31-14

2015 SCHEDULE

Sept. 5	SE MISSOURI STATE (3:00 CT – SECN)	Mizzou leads 2-0
Sept. 12	at Arkansas State* (6:00 CT – ESPN3)	Mizzou leads 3-0
Sept. 19	UCONN (11:00 AM CT – SECN)	First Meeting
Sept. 26	at Kentucky*	Mizzou leads 3-2
Oct. 3	SOUTH CAROLINA*	Mizzou leads 3-2
Oct. 10	FLORIDA*	Mizzou leads 3-1
Oct. 17	at Georgia*	UGA leads 3-1
Oct. 24	at Vanderbilt*	Mizzou leads 4-2-1
Nov. 5	MISSISSIPPI STATE* (8:00 CT – ESPN)	Mizzou leads 2-0
Nov. 14	BYU (Kansas City)	BYU leads 1-0
Nov. 21	TENNESSEE*	Mizzou leads 3-0
Nov. 27	at Arkansas* (1:30 CT – CBS)	Mizzou leads 4-2

*SEC Game

University of Missouri
Mizzou Quick Facts

LOCATION: Columbia, Missouri

FOUNDED: 1839

ENROLLMENT: 35,441

NICKNAME: Tigers

COLORS: Old Gold and Black

STADIUM: Faurot Field/Memorial Stadium (71,168)

- **PLAYING SURFACE:** Artificial (Field Turf)
- **FIRST GAME:** Oct. 20, 1890 – Missouri 22, Picked Team 6
- **HOME RECORD:** (at Memorial Stadium, opened in 1926) 276-175-20 (.607)
- **HOME ATTENDANCE:** 456,996 (65,285 avg./91.07% Capacity)

ALL-TIME RECORD: 654-535-52 (.547/1,241 games)

2014 RECORD: 11-3 (5-2 H, 5-0 A, 1-1 N, 5-1 vs. Eastern Division)

2014 SEC RECORD/FINISH: 7-1/ 1st SEC East

SEC CHAMPIONSHIPS: 0

BOWL: Buffalo Wild Wings Citrus Bowl, Orlando, Fla. (Missouri 33, Minnesota 17)

BOWL APPEARANCES: 31

BOWL RECORD: 15-16 (.484)

LAST BOWL APPEARANCE: Buffalo Wild Wings Citrus Bowl, Orlando, Fla. (defeated Minnesota, 33-17, Jan. 1, 2015)

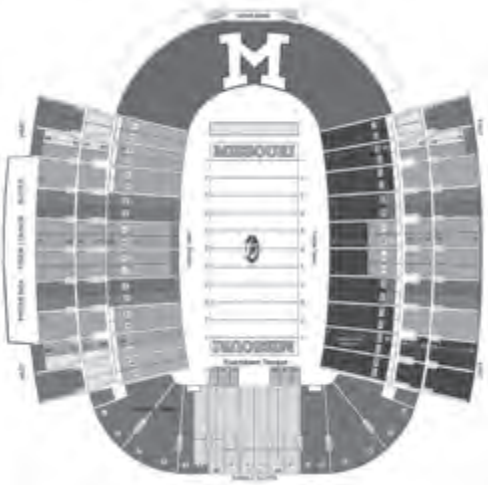

DR. R. BOWEN LOFTIN
Chancellor
(Texas A&M, '70)

LORI FRANZ
Faculty Representative
(Nebraska, '68)

MACK RHOADES
Athletics Director
(Arizona, '93)

GARY PINKEL
Head Football Coach
(Kent State, '75)

GARY PINKEL

HOMETOWN: Akron, Ohio

ALMA MATER: Kent State (1975)

PLAYING CAREER: Tight End at Kent State, 1971-73 (Associated Press Hon. Men. All-American in 1973)

COACHING EXPERIENCE: 24 seasons as head coach

COACHING ACHIEVEMENTS: MAC Champion – 1995; MAC West Division Champion – 1997, 1998, 2000; Big 12 North Division Champion – 2007, 2008, 2010; Named FieldTurf National Coach of the Year in 2007; SEC Eastern Division Champion – 2013; 2014 SEC Coach of the Year, SEC Eastern Division Champion – 2014.

BORN: April 27, 1952

YEAR-BY-YEAR

Year	School	Conf.	Pct.	All	Pct.	Bowl
1991	Toledo	4-3-1	.500	5-5-1	.563	
1992	Toledo	5-3	.727	8-3	.625	
1993	Toledo	3-5	.364	4-7	.375	
1994	Toledo	4-3-1	.591	6-4-1	.563	
1995	Toledo	7-0-1	.958	11-0-1	.938	Las Vegas
1996	Toledo	6-2	.636	7-4	.750	
1997	Toledo	7-1	.750	9-3	.875	
1998	Toledo	6-2	.583	7-5	.750	
1999	Toledo	5-3	.545	6-5	.625	
2000	Toledo	6-1	.909	10-1	.857	
2001	Missouri	3-5	.363	4-7	.375	
2002	Missouri	2-6	.417	5-7	.250	
2003	Missouri	4-4	.615	8-5	.500	Independence
2004	Missouri	3-5	.455	5-6	.375	
2005	Missouri	4-4	.583	7-5	.500	Independence
2006	Missouri	4-4	.615	8-5	.500	Sun
2007	Missouri	7-1	.857	12-2	.875	Cotton
2008	Missouri	5-3	.714	10-4	.625	Alamo
2009	Missouri	4-4	.615	8-5	.500	Texas
2010	Missouri	6-2	.833	10-3	.750	Insight
2011	Missouri	5-4	.583	8-5	.556	Independence
2012	Missouri	2-6	.250	5-7	.417	
2013	Missouri	7-1	.750	12-2	.875	Cotton
2014	Missouri	7-1	.750	11-3	.787	Citrus
TOTALS		**116-73-3**	**.609**	**186-103-3**	**.642**	**24 Years**
Missouri Record		**63-50**	**.558**	**113-66**	**.631**	**14 Years**
Toledo Record		53-23-3	.689	73-37-3	.646	10 Years
BOWL RECORD:		7-4	.636			

ASSISTANT COACHES

ANDY HILL (Missouri, 1985) Associate Head Coach/Quarterbacks – 20th Year

JOSH HENSON (Oklahoma State, 1998) Offensive Coordinator/Co-Offensive Line – 7th Year

BARRY ODOM (Missouri, 1999) Defensive Coordinator/Linebackers – 1st Year

CORNELL FORD (Toledo, 1991) Cornerbacks – 15th Year

BRIAN JONES (Connecticut, 1980) Running Backs – 15th Year

CRAIG KULIGOWSKI (Toledo, 1991) Defensive Line – 15th Year

RYAN WALTERS (Colorado, 2008) Safeties – 1st Year

A.J. RICKER (Missouri, 2004) Offensive Line – 2nd Year

PAT WASHINGTON (Auburn, 1985) Receivers – 3rd Year

SUPPORT STAFF

DAN HOPKINS (Missouri, 2004) Director of Football Operations

NICK OTTERBACHER (Toledo, 2002) Director of Football Recruiting

KATHRYN LUCCHESI (Missouri, 2009) Director of Football Multimedia

RETURNING OFFENSIVE STARTERS

No.	Name	POS	CLASS	HT	WT	EXP	Hometown/Last School
77	Evan Boehm	C	Sr.	6-3	320	3L	Lee's Summit, Mo./Lee's Summit West
7	Maty Mauk	QB	Jr.	6-0	200	2L	Kenton, Ohio/Kenton
60	Connor McGovern	OL	Sr.	6-4	300	3L	Fargo, N.D./Shanley
80	Sean Culkin	TE	Jr.	6-6	245	2L	Indian Rocks Beach, Fla./Christian
62	Taylor Chappell	OL	Sr.	6-3	305	1L	Canadian, Texas/Canadian
63	Brad McNulty	OL	Sr.	6-4	305	2L	Allen, Texas/Allen

RETURNING DEFENSIVE STARTERS

No.	Name	POS	CLASS	HT	WT	EXP	Hometown/Last School
10	Kentrell Brothers	LB	Sr.	6-1	235	2L	Guthrie, Okla./Guthrie
21	Ian Simon	S	Sr.	6-0	195	3L	Mansfield, Texas/Legacy
30	Michael Scherer	LB	Jr.	6-3	235	1L	St. Louis, Mo./Country Day
90	Harold Brantley	DT	Jr.	6-3	280	2L	Hershey, Pa./Hershey
11	Aarion Penton	CB	Jr.	5-10	190	2L	St. Louis, Mo./Christian Brothers
7	Kenya Dennis	CB	Sr.	5-11	200	1L	Leland, Miss./Hind CC

STARTERS LOST

Name	POS	CLASS	HT	WT
Mitch Morse	LT	Sr.	6-6	305
Marcus Murphy	TB	Sr.	5-9	195
Bud Sasser	WR	Sr.	6-2	210
Jimmie Hunt	WR	Sr.	6-0	215
Darius White	WR	Sr.	6-3	205
Markus Golden	DE	Sr.	6-3	260
Matt Hoch	DT	Sr.	6-5	295
Shane Ray	DE	Jr.	6-3	245
Duron Singleton	S	Sr.	6-1	210
Braylon Webb	S	Sr.	6-0	205

RETURNING STATISTICAL LEADERS

RUSHING:	GP-GS	ATT	YDS	AVG	TDS
Russell Hansbrough	14-4	205	1084	5.3	10
Maty Mauk	14-14	108	373	3.5	2
Ish Witter	12-0	27	101	3.7	1

PASSING:	GP-GS	COMP	ATT	PCT	YDS	INT	TDS
Maty Mauk	14-14	212	414	53.4	2648	13	25
Eddie Printz	3-0	0	1	0.0	0	0	0

RECEIVING:	GP-GS	REC	YDS	AVG	AVG/G	TDS
Sean Culkin	14-14	20	174	8.7	12.4	1
Russell Hansbrough	14-4	11	58	5.3	4.1	0
Nate Brown	9-0	5	45	9.0	5.0	0
Wesley Leftwich	10-6	3	36	12.0	3.6	0
J'Mon Moore	12-0	2	33	16.5	2.8	0

DEFENSE:	GP-GS	SOLO	ASST	TOTAL	INT/YDS	SACKS/YDS	TFL/YDS
Kentrell Brothers	14-14	62	60	122	0-0	1.0-5	5.0-17
Michael Scherer	14-14	51	63	114	0-0	0.5-1	3.5-5
Kenya Dennis	14-11	48	13	61	1-5	0.5-3	4.5-10
Ian Simon	14-14	34	20	54	1-0	0.5-1	1.0-1.5
Harold Brantley	14-12	22	32	54	0-0	5.0-48	7.0-51
Aarion Penton	13-12	22	14	36	3-38	0-0	2.0-7
John Gibson	14-5	16	16	32	0-0	0-0	1.0-2
Donavin Newsom	14-4	13	11	24	0-0	0-0	3.5-7
Josh Augusta	14-0	10	13	23	1-0	1.0-4	4.5-27
Eric Beisel	13-0	4	15	19	0-0	0-0	0.5-1

2014 RESULTS

11-3 Overall • 7-1 SEC

Home: 5-2 Away: 5-0 Neutral: 1-1 vs. Division: 5-1 vs. Top 25: 3-2

Aug. 30	[24/rv]	SOUTH DAKOTA STATE	60,589	W	38-18
Sept. 6	[24/22]	at Toledo	24,196	W	49-34
Sept. 13	[20/22]	CENTRAL FLORIDA	60,348	W	30-10
Sept. 20	[18/19]	INDIANA	66,455	L	27-31
Sept. 27	[rv/rv]	at South Carolina* (13/15)	83,493	W	21-20
Oct. 11	[23/24]	GEORGIA* (13/10)	71,168	L	0-34
Oct. 18	[--/rv]	at Florida*	89,117	W	42-13
Oct. 25	[rv/rv]	VANDERBILT* (HC)	65,264	W	24-14
Nov. 1	[rv/rv]	KENTUCKY*	62,004	W	20-10
Nov. 15	[rv/rv]	at Texas A&M* (rv/rv)	104,756	W	34-27
Nov. 22	[19/20]	at Tennessee*	95,821	W	29-21
Nov. 28	[17/17]	ARKANSAS* (rv/rv)	71,168	W	21-14
Dec. 6	[14/13]	vs. Alabama (1/1)	73,526	L	13-42
Jan. 1	[16/14]	vs. Minnesota (rv/rv)	48,624	W	33-17
		Buffalo Wild Wings Citrus Bowl; Orlando, Fla.			

[AP/Coaches] – Denotes team ranking at the time of the game; (AP/Coaches) – Denotes opponent ranking at the time of the game

MISSOURI Team Information

BASIC OFFENSE: Spread

BASIC DEFENSE: 4-3

LETTERMEN RETURNING: 38

OFFENSE: 15

DEFENSE: 22

SPECIALTY: 1

LETTERMEN LOST: 20

OFFENSE: 10

DEFENSE: 9

SPECIALTY: 1

STARTERS RETURNING: 13

OFFENSE: 6

DEFENSE: 6

SPECIALTY: 1

STARTERS LOST: 11

OFFENSE: 5

DEFENSE: 5

SPECIALTY: 1

NOTE: Specialists include punter and place-kicker only.

ALL-STAR CANDIDATES

Evan BOEHM

Senior • C • 6-3 • 320 • Lee's Summit, Mo.

- Has started 40 consecutive games at Mizzou
- 28 consecutive starts at center
- 2014 Preseason All-SEC Third Team
- 2014 Rimington and Outland Watch List
- 2012 1st-Team Freshman All-American (College Football News)
- 2012 2nd-Team Freshman All-American (Fox Sports)
- 2012 Team Freshman of the Year

Kentrell BROTHERS

Senior • LB • 6-1 • 235 • Guthrie, Okla.

- 2014 AP All-SEC Second Team
- SEC Defensive Player of the Week (Oct. 12)
- Leading returning tackler in SEC (122)
- Forced team-high three fumbles in 2014
- Reset career-high with 14 tackles in SEC Championship Game

Russell HANSBROUGH

Senior • TB • 5-9 • 190 • Arlington, Texas

- Rushed for 1,084 yards last season, sixth most in SEC
- Seventh in the SEC in rushing yards per game in 2014
- Ran for 199 yards at Texas A&M, 10th most in school history
- SEC Offensive Player of the Week (Nov. 17)
- CFPA National TB of the Week (Nov. 15)
- 2013 Spring Team Most Improved TB

Maty MAUK

Junior • QB • 6-0 • 200 • Kenton Ohio

- Has won 14 of 18 games as a starting QB
- SEC Offensive Player of the Week (Sept. 6)
- ESPN.com SEC "Helmet Sticker" (Sept. 6)
- Manning Award Star of the Week (Sept. 6)
- 2013 SEC All-Freshman Team
- 2013 SEC Freshman Player of the Week (Oct. 19, Nov. 2 & Nov. 9)
- 2013 Manning Award "Star of the Week" (Nov. 9)

2015 ALPHABETICAL ROSTER

No.	Name	POS	CL	HT	WT	Hometown
22	Chase Abbington	RB	Jr.	6-2	215	St. Louis, Mo.
57	Alec Abeln	OL	R-So.	6-3	290	St. Louis, Mo.
64	Paul Adams	OL	R-Fr.	6-6	290	Nashville, Tenn.
45	Franklin Agbasimere	LB	Fr.	6-2	215	Lagos, Nigeria
97	Josh Augusta	DL	Jr.	6-4	345	Peoria, Ill.
99	Andrew Baggett	PK	Sr.	6-1	215	Lee's Summit, Mo.
41	Aaron Bailey	WR	So.	5-9	165	Round Rock, Texas
56	Sam Bailey	OL	R-Fr.	6-5	270	Lamar, Mo.
78	Andy Bauer	OL	R-Fr.	6-3	310	St. Louis, Mo.
79	Terry Beckner Jr.	DL	Fr.	6-4	300	East St. Louis, Ill.
38	Eric Beisel	LB	R-So.	6-3	225	Fenton, Mo.
13	Corbin Berkstresser	QB	R-Sr.	6-3	220	Lee's Summit, Mo.
17	DeSean Blair	WR	R-Fr.	6-3	190	Jacksonville, Fla.
46	Steven Blakley	TB	R-So.	5-11	225	Memphis, Tenn.
11	Kendall Blanton	TE	R-Fr.	6-6	250	Blue Springs, Mo.
77	Evan Boehm	OL	Sr.	6-3	320	Lee's Summit, Mo.
16	Brock Bondurant	S	R-Jr.	6-2	215	Memphis, Mo.
56	Walter Brady	DL	R-Fr.	6-3	255	Florence, Ala.
90	Harold Brantley	DL	R-Jr.	6-3	280	Hershey, Pa.
26	Jake Brents	WR	R-Jr.	6-3	205	Springfield, Mo.
10	Kentrell Brothers	LB	R-Sr.	6-1	235	Guthrie, Okla.
2	Nate Brown	WR	So.	6-3	205	Suwanee, Ga.
5	Cortland Browning	S	R-Sr.	6-1	205	Tyler, Texas
34	Joey Burkett	LB	R-So.	6-2	210	Jefferson City, Mo.
62	Taylor Chappell	OL	R-Sr.	6-5	305	Canadian, Texas
28	Logan Cheadle	DB	So.	5-10	180	Lee's Summit, Mo.
90	Nick Coffman	PK	R-Jr.	5-11	175	Houston, Texas
55	Nate Crawford	OL	R-So.	6-5	300	Pensacola, Fla.
70	Malik Cuellar	OL	Jr.	6-5	300	Fortuna, Calif.
80	Sean Culkin	TE	R-Jr.	6-6	245	Indian Rocks Beach, Fla.
17	Alex Demczak	QB	Sr.	6-0	200	Springfield, Ill.
7	Kenya Dennis	DB	Sr.	5-11	200	Leland, Miss.
15	Keyon Dilosa	WR	R-Fr.	6-3	200	Round Rock, Texas
5	Marquise Doherty	TB	Fr.	6-1	205	Kansas City, Mo.
24	Miles Drummond	TB	R-Jr.	5-11	215	Centralia, Mo.
82	Clayton Echard	TE	Sr.	6-5	260	Eureka, Mo.
12	John Eierman	QB	R-Fr.	6-0	210	Warsaw, Mo.
68	Mike Fairchild	OL	R-Fr.	6-5	295	Overland Park, Kan.
26	Corey Fatony	P	Fr.	5-11	185	Franklin, Tenn.
85	Richaud Floyd	WR	Fr.	5-11	165	Gulfport, Miss.
16	Marcell Frazier	DL	Jr.	6-5	265	Portland, Ore.
1	John Gibson	DB	R-Jr.	6-0	190	Missouri City, Texas
92	Justin Grava	DL	R-Jr.	6-3	260	Alpharetta, Ga.
40	Clarence Green	LB	R-Sr.	6-0	220	Clute, Texas
84	Emanuel Hall	WR	Fr.	6-3	200	Franklin, Tenn.
73	Mitch L. Hall	OL	Sr.	6-5	310	Russellville, Ark.
24	Terez Hall	LB	Fr.	6-2	215	Lithonia, Ga.
89	Tyler Hanneke	DL	Jr.	6-4	250	St. Charles, Mo.
32	Russell Hansbrough	TB	Sr.	5-9	195	Arlington, Texas
69	AJ Harris	OL	Fr.	6-4	285	Stilwell, Kan.
91	Charles Harris	DL	R-So.	6-3	255	Kansas City, Mo.
95	Rickey Hatley	DL	R-Jr.	6-4	285	Atlanta, Texas
52	Jordan Hill	OL	R-So.	6-2	270	Lee's Summit, Mo.
33	Cam Hilton	DB	Fr.	6-0	180	St. Louis, Mo.
88	Nate Howard	WR	Fr.	6-4	230	St. Louis, Mo.
75	Tyler Howell	OL	Fr.	6-8	300	Olathe, Kan.

No.	Name	POS	CL	HT	WT	Hometown
32	Tanner Hull	LB	R-So.	6-0	215	Kansas City, Mo.
35	Tyler Hunt	TB	Sr.	5-11	210	Huntsville, Mo.
86	Jake Hurrell	OL	R-Jr.	6-3	235	Saint Peters, Mo.
3	Luke Jackson	PK	So.	6-1	185	Pensacola, Fla.
98	Tyrell Jacobs	DI	Fr.	6-4	260	Kenner, La.
3	David Johnson	DB	R-Sr.	5-11	195	Spring, Texas
12	Johnathon Johnson	WR	Fr.	5-10	175	Memphis, Tenn.
64	Will Johnson	OL	Jr.	6-2	280	Salisbury, N.C.
15	Grant Jones	LB	R-Fr.	6-3	225	Columbia, Mo.
98	Tom Kalish	P	R-Fr.	5-10	175	St. Louis, Mo.
41	Eric Laurent	WR	R-Jr.	6-3	215	Ballwin, Mo.
4	Brandon Lee	LB	R-Fr.	6-2	220	Indianapolis, Ind.
18	Wesley Leftwich	WR	R-Sr.	6-1	205	Columbia, Mo.
3	Drew Lock	QB	Fr.	6-4	205	Lee's Summit, Mo.
96	A.J. Logan	DL	R-So.	6-2	300	Columbia, Mo.
7	Maty Mauk	QB	R-Jr.	6-0	200	Kenton, Ohio
60	Connor McGovern	OL	R-Sr.	6-4	305	Fargo, N.D.
29	DeAndre McKenzie	DB	Sr.	6-1	185	Lee's Summit, Mo.
63	Brad McNulty	OL	R-Sr.	6-4	305	Allen, Texas
98	Rocel McWilliams	DL	R-Fr.	6-2	240	Pensacola, Fla.
54	Nick Monaghan	OL	R-Sr.	6-2	245	Darien, Ill.
6	J'Mon Moore	WR	R-So.	6-3	190	Missouri City, Texas
18	Josh Moore	DL	Fr.	6-5	206	Olathe, Kan.
25	Donavin Newsom	LB	R-Jr.	6-2	230	St. Louis, Mo.
65	Tanner Owen	OL	Fr.	6-5	280	Kearney, Mo.
71	Kevin Pendleton	OL	R-Fr.	6-4	315	Lee's Summit, Mo.
11	Aarion Penton	DB	Jr.	5-10	190	St. Louis, Mo.
38	Ronnell Perkins	WR	Fr.	6-0	185	St. Louis, Mo.
66	Adam Ploudre	OL	R-So.	6-4	295	Ballwin, Mo.
9	Eddie Printz	QB	R-So.	6-3	205	Marietta, Ga.
87	Austin Ray	TE	R-So.	6-4	245	Columbia, Mo.
10	Jason Reese	TE	R-So.	6-5	250	Euless, Texas
72	Clay Rhodes	OL	R-So.	6-5	290	Stilwell, Kan.
16	Thomas Richard	WR	R-Fr.	6-1	190	Nashville, Tenn.
61	Adam Roland	OL	R-Fr.	6-3	315	St. Louis, Mo.
6	Tavon Ross	DB	R-Fr.	6-0	200	Cochran, Ga.
30	Michael Scherer	LB	Jr.	6-3	235	St. Louis, Mo.
52	Eddie Serrano	DL	R-So.	6-3	235	Niles, Ill.
22	Anthony Sherrils	DB	R-So.	6-0	190	Kansas City, Mo.
21	Ian Simon	S	R-Sr.	6-0	195	Mansfield, Texas
8	Justin Smith	WR	Fr.	6-7	200	Dublin, Ga.
40	Andrew Stevens	TB	R-Jr.	5-9	195	St. Louis, Mo.
36	Morgan Steward	TB	R-Jr.	6-0	210	Kansas City, Mo.
31	Finis Stribling IV	DB	R-Fr.	5-11	175	Thompson's
20	Trevon Walters	TB	R-Fr.	5-10	200	Bradenton, Fla.
46	Trei Walton	DB	Sr.	5-10	190	Northville, Mich.
9	TJ Warren	DB	Fr.	5-11	190	Conyers, Ga.
53	Christian Williams	LB	R-Jr.	6-0	235	Lake Ozark, Mo.
4	Ryan Williams	TB	Fr.	6-0	180	Lee's Summit, Mo.
13	Spencer Williams	DL	R-Fr.	6-3	245	Jacksonville, Fla.
8	Thomas Wilson	S	So.	5-10	190	Suwanee, Ga.
14	Raymond Wingo	DB	R-Fr.	5-11	175	St. Louis, Mo.
48	Roderick Winters	LB	R-Fr.	5-11	225	Arlington, Texas
29	Ish Witter	TB	So.	5-10	190	Tampa, Fla.
1	Marvin Zanders	QB	R-Fr.	6-1	185	Jacksonville, Fla.

YEAR-BY-YEAR RECORDS

Year	Coach	Conf	Conf Finish	Overall	Bowls
1890	A.L. McRae			2-1	
1891	Hal Reed			3-1	
1892	E.H. Jones			1-2	
1893	H.L. Robinson			4-3	
1894	H.L. Robinson			4-3	
1895	C.D. "Pop" Bliss			7-1	
1896	Frank Patterson			7-5	
1897	Charles Young			5-6	
1898	David L. Fultz			1-4-1	
1899	David L. Fultz			9-2	
1900	Fred Murphy)			4-4-1	
1901	Fred Murphy			2-6-1	
1902	Pat O'Dea			5-3	
1903	John F. McLean			1-7-1	
1904	John F. McLean			3-6	
1905	John F. McLean			5-4	
1906	W.J. Monilaw			5-2-1	
1907	W.J. Monilaw	1-2	4th	7-2	
1908	W.J. Monilaw	3-2	4th	6-2	
1909	William W. Roper	4-0-1	1st	7-0-1	
1910	W. Hollenbeck	2-1-1	3rd	4-2-2	
1911	Chester L. Brewer	0-2-2	5th	2-4-2	
1912	Chester L. Brewer	2-3	4th	5-3	
1913	Chester L. Brewer	4-0	1st	7-1	
1914	H.F. Schulte	4-1	2nd	5-3	
1915	H.F. Schulte	1-3-1	5th	2-5-1	
1916	H.F. Schulte	3-1-1	2nd	6-1-1	
1917	H.F. Schulte	2-4	5th	3-5	
1918	No Varsity Schedule (Influenza Epidemic)				
1919	John F. Miller	4-0-1	1st	5-1-2	
1920	Miller/Phelan	5-1	2nd	7-1	
1921	James Phelan	4-2	T-2nd	6-2	
1922	Thomas Kelly	4-3	4th	5-3	
1923	Gwinn Henry	1-3-2	8th	2-3-3	
1924	Gwinn Henry	5-1	1st	7-2	Christmas Fest.
1925	Gwinn Henry	5-1	1st	6-1-1	–
1926	Gwinn Henry	3-1-1	T-3rd	5-1-2	–
1927	Gwinn Henry	5-1	1st	7-2	–
1928	Gwinn Henry	3-2	T-2nd	4-4	–
1929	Gwinn Henry	3-1-1	2nd	5-2-1	–
1930	Gwinn Henry	1-2-2	5th	2-5-2	–
1931	Gwinn Henry	1-4	T-5th	2-8	–
1932	Frank Carideo	1-3-1	5th	1-7-1	–
1933	Frank Carideo	0-5	6th	1-8	–
1934	Frank Carideo	0-5	6th	0-8-1	–
1935	Don Faurot	0-2-3	6th	3-3-3	–
1936	Don Faurot	3-1-1	2nd	6-2-1	–
1937	Don Faurot	2-2-1	4th	3-6-1	–
1938	Don Faurot	2-3	T-3rd	6-3	–
1939	Don Faurot	5-0	1st	8-2	Orange
1940	Don Faurot	3-2	3rd	6-3	–
1941	Don Faurot	5-0	1st	8-2	Sugar
1942	Don Faurot	4-0-1	1st	8-3-1	–
1943	Chauncey Simpson	3-2	T-2nd	3-5	–
1944	Chauncey Simpson	2-1-2	3rd	3-5-2	–
1945	Chauncey Simpson	5-0	1st	6-4	Cotton
1946	Don Faurot	3-2	T-3rd	5-4-1	–
1947	Don Faurot	3-2	3rd	6-4	–
1948	Don Faurot	5-1	2nd	8-3	Gator
1949	Don Faurot	5-1	2nd	7-4	Gator
1950	Don Faurot	3-2-1	3rd	4-5-1	–
1951	Don Faurot	2-4	T-4th	3-7	–
1952	Don Faurot	5-1	2nd	5-5	–
1953	Don Faurot	4-2	T-2nd	6-4	–
1954	Don Faurot	3-2-1	T-3rd	4-5-1	–
1955	Don Faurot	1-5	7th	1-9	–
1956	Don Faurot	3-2-1	3rd	4-5-1	–
1957	Frank Broyles	3-3	T-3rd	5-4-1	–
1958	Dan Devine	4-1-1	2nd	5-4-1	–
1959	Dan Devine	4-2	2nd	6-5	Orange
1960	Dan Devine	7-0	1st	11-0	Orange
1961	Dan Devine	5-2	T-2nd	7-2-1	–
1962	Dan Devine	5-1-1	2nd	8-1-2	Bluebonnet
1963	Dan Devine	5-2	3rd	7-3	–
1964	Dan Devine	4-2-1	4th	6-3-1	–
1965	Dan Devine	6-1	2nd	8-2-1	Sugar
1966	Dan Devine	4-2-1	T-3rd	6-3-1	–
1967	Dan Devine	4-3	4th	7-3	–
1968	Dan Devine	5-2	3rd	8-3	Gator
1969	Dan Devine	6-1	T-1st	9-2	Orange
1970	Dan Devine	3-4	T-4th	5-6	–
1971	Al Onofrio	0-7	8th	1-10	–
1972	Al Onofrio	4-3	T-4th	6-6	Fiesta
1973	Al Onofrio	3-4	5th	8-4	Sun
1974	Al Onofrio	5-2	T-2nd	7-4	–
1975	Al Onofrio	3-4	T-5th	6-5	–
1976	Al Onofrio	3-4	6th	6-5	–
1977	Al Onofrio	3-4	5th	4-7	–
1978	Warren Powers	4-3	T-3rd	8-4	Liberty
1979	Warren Powers	3-4	4th	7-5	Hall of Fame
1980	Warren Powers	5-2	3rd	8-4	Liberty
1981	Warren Powers	3-4	5th	8-4	Tangerine
1982	Warren Powers	2-3-2	5th	5-4-2	–
1983	Warren Powers	5-2	T-2nd	7-5	Holiday
1984	Warren Powers	2-4-1	T-5th	3-7-1	–
1985	Woody Widenhofer	1-6	T-7th	1-10	–
1986	Woody Widenhofer	2-5	6th	3-8	–
1987	Woody Widenhofer	3-4	5th	5-6	–
1988	Woody Widenhofer	2-5	6th	3-7-1	–
1989	Bob Stull	1-6	7th	2-9	–
1990	Bob Stull	2-5	T-6th	4-7	–
1991	Bob Stull	1-6	7th	3-7-1	–
1992	Bob Stull	2-5	T-6th	3-8	–
1993	Bob Stull	2-5	T-6th	3-7-1	–
1994	Larry Smith	2-5	6th	3-8-1	–
1995	Larry Smith	1-6	T-7th	3-8	–
1996	Larry Smith	3-5	4th	5-6	–
1997	Larry Smith	5-3	3rd	7-5	Holiday
1998	Larry Smith	5-3	T-2nd	8-4	Insight.com
1999	Larry Smith	1-7	T-5th	4-7	–
2000	Larry Smith	2-6	T-5th	3-8	–
2001	Gary Pinkel	3-5	T-4th	4-7	–
2002	Gary Pinkel	2-6	5th	5-7	–
2003	Gary Pinkel	4-4	3rd	8-5	Independence
2004	Gary Pinkel	3-5	T-3rd	5-6	–
2005	Gary Pinkel	4-4	T-2nd	7-5	Independence
2006	Gary Pinkel	4-4	T-2nd	8-5	Sun
2007	Gary Pinkel	7-1	1st	12-2	Cotton
2008	Gary Pinkel	5-3	1st	10-4	Alamo
2009	Gary Pinkel	4-4	2nd	8-5	Texas
2010	Gary Pinkel	6-2	T-1st	10-3	Insight
2011	Gary Pinkel	5-4	5th	8-5	Independence
2012	Gary Pinkel	2-6	5-E	5-7	–
2013	Gary Pinkel	7-1	1-E	12-2	Cotton
2014	Gary Pinkel	7-1	1-E	11-3	Citrus

BOWL RESULTS (15-16)

Bowl	Opponent	Result	Date
Christmas Festival	Southern California	L 20-7	12-25-24
Orange	Georgia Tech	L 21-7	1-1-40
Sugar	Fordham	L 2-0	1-1-42
Cotton	Texas	L 40-27	1-1-46
Gator	Clemson	L 24-23	1-1-49
Gator	Maryland	L 20-7	1-2-50
Orange	Georgia	L 14-0	1-1-60
Orange	Navy	W 21-14	1-2-61
Bluebonnet	Georgia Tech	W 14-10	12-22-62
Sugar	Florida	W 20-18	1-1-66
Gator	Alabama	W 35-10	12-28-68
Orange	Penn State	L 10-3	1-1-70
Fiesta	Arizona State	L 49-35	12-23-72
Sun	Auburn	W 34-17	12-29-73
Liberty	LSU	W 20-15	12-23-78
Hall of Fame	South Carolina	W 24-14	12-29-79
Liberty	Purdue	L 28-25	12-27-80
Tangerine	S. Mississippi	W 19-17	12-19-81
Holiday	Brigham Young	L 21-17	12-23-83
Holiday	Colorado State	L 35-24	12-29-97
Insight.com	West Virginia	W 34-31	12-26-98
Independence	Arkansas	L 27-14	12-31-03
Independence	South Carolina	W 38-31	12-30-05
Sun	Oregon State	L 39-38	12-29-06
Cotton	Arkansas	W 38-7	1-1-08
Alamo	Northwestern	W 30-23 (OT)	12-29-08
Texas	Navy	L 35-13	12-31-09
Insight	Iowa	L 27-24	12-28-10
Independence	North Carolina	W 41-24	12-26-11
Cotton	Oklahoma State	W 41-31	1-3-14
Citrus	Minnesota	W 33-17	1-1-15

2015 SCHEDULE

Sept. 3	North Carolina (Charlotte, 6:00 ET – ESPN)	UNC leads 34-18-4
Sept. 12	KENTUCKY* (7:30 ET – SECN)	SC leads 17-8-1
Sept. 19	at Georgia* (6:00 ET – ESPN)	UGA leads 47-18-2
Sept. 26	CENTRAL FLORIDA	SC leads 4-0-0
Oct. 3	at Missouri*	MU leads 3-2-0
Oct. 10	LSU*	LSU leads 17-2-1
Oct. 17	VANDERBILT*	SC leads 20-4-0
Oct. 31	at Texas A&M*	A&M leads 1-0-0
Nov. 7	at Tennessee*	UT leads 24-7-2
Nov. 14	FLORIDA*	UF leads 24-8-3
Nov. 21	CITADEL	SC leads 40-7-3
Nov. 28	CLEMSON	CU leads 66-42-4

*SEC Game

University of South Carolina
Gamecocks Quick Facts

LOCATION: Columbia, South Carolina

FOUNDED: 1801

ENROLLMENT: 32,972

NICKNAME: Gamecocks

COLORS: Garnet (PMS 202C) and Black

STADIUM: Williams-Brice (80,250)

PLAYING SURFACE: Natural Grass

FIRST GAME: Oct. 3, 1934 – South Carolina 22, VMI 6

HOME RECORD: 281-181-14 (.605)

HOME ATTENDANCE: 569,664 (81,381 avg./101.4% Capacity)

ALL-TIME RECORD: 583-553-44 (.513/1,180 games)

2014 RECORD: 7-6 (4-3 H, 2-3 A, 1-0 N, 3-3 vs. Eastern Division)

2014 SEC RECORD/FINISH: 3-5/ T4th SEC East

SEC CHAMPIONSHIPS: 0

BOWL: Independence Bowl, Shreveport, La. (South Carolina 24, Miami 21)

BOWL APPEARANCES: 20

BOWL RECORD: 8-12 (.400)

LAST BOWL APPEARANCE: Independence Bowl, Shreveport, La. (defeated Miami, 24-21, Dec. 27, 2014)

DR. HARRIS PASTIDES
President
(SUNY Albany, '71)

DR. VALINDA LITTLEFIELD
Faculty Representative
(North Carolina Central, '87)

RAY TANNER
Athletics Director
(North Carolina State, '80)

STEVE SPURRIER
Head Football Coach
(Florida, '67)

STEVE SPURRIER

YEAR-BY-YEAR

Year	School	Conf.	Pct.	All	Pct.	Bowl
1983	Tampa Bay	USFL		11-7	.611	Playoffs
1984	Tampa Bay	USFL		14-4	.778	Playoffs
1985	Tampa Bay	USFL		10-8	.556	
1987	Duke	2-5	.286	5-6	.455	
1988	Duke	3-3-1	.500	7-3-1	.682	
1989	Duke	6-1	.857	8-4	.667	All-American
1990	Florida	6-1	.857	9-2	.818	
1991	Florida	7-0	1.000	10-2	.833	Sugar
1992	Florida	6-2	.750	9-4	.692	Gator
1993	Florida	7-1	.875	11-2	.846	Sugar
1994	Florida	7-1	.875	10-2-1	.808	Sugar
1995	Florida	8-0	1.000	12-1	.923	Fiesta
1996	Florida	8-0	1.000	12-1	.923	Sugar
1997	Florida	6-2	.750	10-2	.833	Citrus
1998	Florida	7-1	.875	10-2	.833	Orange
1999	Florida	7-1	.875	9-4	.692	Citrus
2000	Florida	7-1	.875	10-3	.769	Sugar
2001	Florida	6-2	.750	10-2	.833	Orange
2002	Washington	NFL		7-9	.438	
2003	Washington	NFL		5-11	.313	
2005	South Carolina	5-3	.625	7-5	.583	Independence
2006	South Carolina	3-5	.375	8-5	.615	Liberty
2007	South Carolina	3-5	.375	6-6	.500	
2008	South Carolina	4-4	.500	7-6	.538	Outback
2009	South Carolina	3-5	.375	7-6	.538	Papajohns
2010	South Carolina	5-3	.625	9-5	.643	Chick-fil-A
2011	South Carolina	6-2	.750	11-2	.846	Capital One
2012	South Carolina	6-2	.750	11-2	.846	Outback
2013	South Carolina	6-2	.750	11-2	.846	Capital One
2014	South Carolina	3-5	.375	7-6	.538	Independence
TOTALS				**273-126-2**	**.683**	**30 Years**
College Record		137-57-1	.705	226-85-2	.725	25 Years
South Carolina Record		**44-36**	**.550**	**84-45**	**.651**	**10 Years**
Florida Record		82-12	.872	122-27-1	.817	12 Years
Duke Record		11-9-1	.548	20-13-1	.603	3 Years
Professional Record		47-41-0	.534			
BOWL RECORD:		11-10	.524			

HOMETOWN: Johnson City, Tenn.

ALMA MATER: Florida, 1967

PLAYING CAREER: Florida starting quarterback 1964-66 (All-SEC and All-America 1965, 1966; SEC Most Valuable Player and Heisman Trophy winner 1966); San Francisco (NFL) 1967-75; Tampa Bay (NFL) 1976; National Football Foundation Hall of Fame 1986.

COACHING EXPERIENCE: Florida Assistant 1978; Georgia Tech Assistant 1979; Duke Assistant 1980-82; Tampa Bay Head Coach (USFL) 1983-85; Duke Head Coach 1987-89; Florida Head Coach 1990-2001; Washington Head Coach (NFL) 2002-03; South Carolina Head Coach 2005-present.

COACHING ACHIEVEMENTS: USFL Playoffs 1983, 1984; 1988 and 1989 ACC Coach of the Year; 1989 ACC Co-Champions; 1990, 1991, 1994, 1995, 1996, 2005, 2010 SEC Coach of the Year; 1991, 1993-96, 2000 SEC Champions; 1996 National Champions.

BORN: April 20, 1945

WIFE: Jeri Starr

CHILDREN: Lisa, Amy, Steve, Scotty

ASSISTANT COACHES

DEKE ADAMS (Southern Miss, 1995) Defensive Line – 3rd Year
KIRK BOTKIN (Arkansas, 1994) Linebackers/Spurs – 4th Year
SHAWN ELLIOTT (Appalachian State, 1995) Co-Offensive Coordinator/Offensive Line – 6th Year
JON HOKE (Ball State, 1980) Co-Defensive Coordinator – 1st Year
G.A. MANGUS (Florida, 1992) Quarterbacks/Tight Ends – 7th Year
JOE ROBINSON (Louisiana State, 1985) Special Teams Coordinator – 4th Year
EVERETTE SANDS (The Citadel, 1993) Running Backs – 4th Year
STEVE SPURRIER JR. (Duke, 1994) Co-Offensive Coordinator/Wide Receivers/Recruiting Coordinator – 11th Year
LORENZO WARD (Alabama, 1991) Co-Defensive Coordinator – 7th Year

SUPPORT STAFF

JOEY BLAKE (Western Carolina, 2012) Director of Football Nutrition
GRADY BROWN (Alabama A&M, 2000) Quality Control Coordinator
JOE CONNOLLY (Hartford, 2004) Director of Strength & Conditioning
ANDRE GOODMAN (South Carolina, 2002) Director of Football Development
CLINT HAGGARD (Georgia, 2002) Head Football Athletic Trainer
ROBBIE LILES (South Carolina, 2001) Director of Recruiting Operations
JOE LISLE (Middle Tennessee State, 1990) Assistant AD/Video Operations
CHRIS MATLOCK (UT-Chattanooga, 1986) Equipment Manager
PATRICK SHINE (South Caorlina, 2004) Administrative Coordinator – Recruiting
JAMIE SPERONIS (Florida, 1985) Associate AD/Football Operations
SCOTT SPURRIER (South Carolina, 2009) Quality Control Coordinator
BRIAN TURK (South Carolina, 2010) Quality Control Coordinator
TRAVELLE WHARTON (South Carolina, 2004) Quality Control Coordinator
SHAQ WILSON (South Carolina, 2012) Quality Control Coordinator

RETURNING OFFENSIVE STARTERS

No.	Name	POS	CLASS	HT	WT	EXP	Hometown/Last School
11	Pharoh Cooper	WR	JR	5-11	207	2L	Havelock, N.C. (Havelock)
70	Alan Knott	OC	SO	6-4	270	1L	Tyrone, Ga. (Sandy Creek)
71	Brandon Shell	RT	SR	6-6	328	3L	Goose Creek, S.C. (Goose Creek)
75	Will Sport	RG	SR	6-5	295	3L	Milton, Fla. (Pace)

RETURNING DEFENSIVE STARTERS

No.	Name	POS	CLASS	HT	WT	EXP	Hometown/Last School
44	Gerald Dixon	DE	JR	6-2	269	2L	Rock Hill, S.C. (South Pointe)
92	Gerald Dixon Jr.	DT	SR	6-3	327	3L	Rock Hill, S.C. (Northwestern)
5	Darius English	DE	JR	6-6	225	2L	Powder Springs, Ga. (McEachern)
20	T.J. Gurley	SS	SR	5-10	193	3L	Cairo, Ga. (Cairo)
3	Chris Lammons	CB	SO	5-10	183	1L	Sunrise, Fla. (Plantation)
6	Chris Moody	FS	JR	6-1	215	2L	McDonough, Ga. (Henry County)
10	Skai Moore	LB	JR	6-2	218	2L	Cooper City, Fla. (University)
28	Jonathan Walton	LB	JR	6-0	235	2L	Daphne, Ala. (Bayside Academy)

STARTERS LOST

Name	POS	CLASS	HT	WT
Rory Anderson	TE	SR	6-5	227
Damiere Byrd	WR	SR	5-9	180
A.J. Cann	LG	SR	6-4	311
Mike Davis	TB	JR	5-9	223
Nick Jones	WR	SR	5-7	168
Corey Robinson	LT	SR	6-8	344
Dylan Thompson	QB	SR	6-3	218
Sharrod Golightly	SPR	SR	5-10	187
J.T. Surratt	DT	SR	6-2	310
Brison Williams	CB	SR	5-11	208
Tyler Hull	P	SR	6-2	207

RETURNING STATISTICAL LEADERS

RUSHING:	ATT	YARDS	AVG	TDS
Brandon Wilds	106	570	5.4	4
David Williams	45	256	5.7	2
Pharoh Cooper	27	200	7.4	2

PASSING:	ATT	COMP	INT	TDS	YARDS	PCT
Pharoh Cooper	8	5	0	2	78	62.5
Connor Mitch	6	2	0	0	19	33.3

RECEIVING:	REC	YARDS	AVG	AVG/GAME	TDS
Pharoh Cooper	69	1136	16.5	87.4	9
Jerell Adams	21	279	13.3	21.5	1
Brandon Wilds	18	143	7.9	11.9	1

TACKLES:	TOTAL	SOLO	ASST	INT	SACKS	TFL (YDS)
Skai Moore	93	52	41	3	1.0-9	2.5-13
T.J. Gurley	80	49	31	1	0.0-0	1.0-3
Jonathan Walton	61	36	25	1	0.0-0	2.5-3
Gerald Dixon	42	29	13	0	2.0-35	5.0-44

2014 RESULTS

7-6 Overall • 3-5 SEC

Home: 4-3 Away: 2-3 Neutral: 1-0 vs. Division: 3-3 vs. Top 25: 1-3

Aug. 28	[9/9]	TEXAS A&M (21/20)	82,847	L	28-52
Sept. 6	[21/21]	EAST CAROLINA	80,899	W	33-23
Sept. 13	[24/23]	GEORGIA* (6/6)	84,232	W	38-35
Sept. 20	[14/16]	at Vanderbilt*	34,441	W	48-34
Sept. 27	[13/15]	MISSOURI* (rv/rv)	83,493	L	20-21
Oct. 4	[rv/rv]	at Kentucky*	62,135	L	38-45
Oct. 18	[rv/--]	FURMAN	78,101	W	41-10
Oct. 25		at Auburn* (5/6)	87,451	L	35-42
Nov. 1		TENNESSEE*	81,891	L	42-45 OT
Nov. 15		at Florida* (--/rv)	85,088	W	23-20 OT
Nov. 22		SOUTH ALABAMA	78,201	W	37-12
Nov. 29		at Clemson (23/24)	82,720	L	17-35
Dec. 27		vs. Miami	38,242	W	24-21
		Independence Bowl; Shreveport, La.			

[AP/Coaches] – Denotes team ranking at the time of the game; (AP/Coaches) – Denotes opponent ranking at the time of the game

S. CAROLINA Team Information

BASIC OFFENSE: Multiple

BASIC DEFENSE: 4-2-5

LETTERMEN RETURNING: 43

OFFENSE: 16

DEFENSE: 24

SPECIALTY: 3

LETTERMEN LOST: 26

OFFENSE: 14

DEFENSE: 9

SPECIALTY: 3

STARTERS RETURNING: 13

OFFENSE: 4

DEFENSE: 8

SPECIALTY: 1

STARTERS LOST: 11

OFFENSE: 7

DEFENSE: 3

SPECIALTY: 1

NOTE: Specialists include punter and place-kicker only.

ALL-STAR CANDIDATES

Pharoh COOPER

Junior • WR • 5–11 • 207 • Havelock, N.C.

- Earned first-team All-SEC honors by the AP and SEC coaches as a wide receiver and was a second-team pick by both as an all-purpose back in 2014.
- Ranked third in the SEC in receptions (69), second in receiving yards (1,136) and receiving yards per game (87.4), fourth in receptions per game (5.3) and ninth in all-purpose yards/game (108.5).
- A 2015 preseason first-team All-SEC selection by Phil Steele and Athlon and a third-team preseason All-American by Phil Steele.

Elliott FRY

Junior • PK • 6–0 • 164 • Frisco, Texas

- A Lou Groza semifinalist as the nation's top placekicker and a second-team All-SEC selection in 2014.
- Has connected on 76.7 percent of his field goals (33-of-43) in his career, with three of his misses coming from 54 yards or longer.
- Has converted 105-of-106 extra point tries, including his last 99 in a row, a school record.
- After just two seasons, ranks second in school history in field goal accuracy, third in PATs made, tied for third in PATs attempted and fourth in points scored.

Skai MOORE

Junior • LB • 6–2 • 218 • Cooper City, Fla.

- A preseason third-team All-SEC pick by Athlon and a fourth-team selection by Phil Steele.
- Has led the Gamecocks in tackles in each of the last two years, becoming the first player to do so since Emanuel Cook (2007-08).
- Owns 149 career tackles and seven interceptions in his first two seasons for the Garnet & Black.
- Ranked 10th in the SEC in 2014 with 7.8 tackles per game.

Brandon SHELL

Senior • OT • 6–6 • 328 • Goose Creek, S.C.

- Fifth-year senior offensive tackle who is the most experienced player on the squad.
- A preseason third-team All-SEC selection according to Phil Steele.
- Has made 36 career starts over the past three seasons, including each of the last 35 games.
- A two-time member of the SEC Fall Academic Honor Roll.
- Great uncle is NFL Hall of Famer Art Shell.

2015 ALPHABETICAL ROSTER

No.	Name	POS	HT	WT	CL-EXP	Hometown
89	Jerell Adams	TE	6-6	231	SR-3L	Pinewood, S.C.
4	Bryson Allen-Williams	LB	6-1	233	SO-1L	Ellenwood, Ga.
	Michael Almond	K/P	6-3	200	FR-HS	North Augusta, S.C.
19	Landon Ard	PK	5-9	182	SR-2L	Rock Hill, S.C.
40	Jacob August	TE	6-6	258	FR-RS	Columbia, S.C.
78	Zack Bailey	OG	6-6	320	FR-HS	Summerville, S.C.
39	Rivers Bedenbaugh	FB	6-2	245	SO-TR	Leesville, S.C.
29	Matrick Belton	WR	6-4	209	JR-SQ	Columbia, S.C.
91	Shameik Blackshear	DE	6-4	250	FR-HS	Bluffton, S.C.
27	Toure Boyd	FS	5-11	180	JR-JC	Rancho Cucamonga, Calif.
23	Larenz Bryant	LB	6-0	220	JR-2L	Charlotte, N.C.
63	Blake Camper	OT	6-8	295	FR-HS	Virginia Beach, Va.
7	Shon Carson	TB	5-8	204	SR-2L	Scranton, S.C.
20	Joseph Charlton	K/P	6-5	180	FR-HS	Columbia, S.C.
4	Jalen Christian	WR	5-9	177	FR-HS	Damascus, Md.
18	Cedrick Cooper	DE	6-2	248	SR-3L	Lithonia, Ga.
11	Pharoh Cooper	WR	5-11	207	JR-2L	Havelock, N.C.
97	Devante Covington	DE	6-4	235	JR-JC	Rockingham, N.C.
86	Kevin Crosby	TE	6-1	238	FR-RS	Bamberg, S.C.
14	Shaq Davidson	WR	5-11	175	FR-RS	Gaffney, S.C.
34	Mon Denson	TB	5-10	222	FR-HS	LaGrange, Ga.
79	Trey Derouen	OG	6-3	314	FR-HS	Lilburn, Ga.
42	Jordan Diggs	SS	6-0	209	JR-2L	Fort Myers, Fla.
44	Gerald Dixon	DE	6-2	269	JR-2L	Rock Hill, S.C.
92	Gerald Dixon Jr.	DT	6-3	327	SR-3L	Rock Hill, S.C.
52	Phillip Dukes	DT	6-3	319	SR-2L	Manning, S.C.
17	Chaz Elder	SS	6-2	209	JR-2L	Union City, Ga.
5	Darius English	DE	6-6	225	JR-2L	Powder Springs, Ga.
30	Daniel Fennell	LB	6-3	220	FR-HS	Loganville, Ga.
16	Rashad Fenton	CB	5-10	180	FR-HS	Miami, Fla.
29	Elliott Fry	PK	6-0	164	JR-2L	Frisco, Texas
43	Garrison Gist	FB	5-10	251	SR-SQ	Rock Hill, S.C.
5	Terry Googer	WR	6-4	226	FR-RS	Atlanta, Ga.
7	Wesley Green	CB	5-10	175	FR-RS	Lithonia, Ga.
94	Kelsey Griffin	DT	6-2	316	JR-2L	Buford, Ga.
14	Ali Groves	SS	5-10	183	SO-SQ	Stone Mountain, Ga.
20	T.J. Gurley	SPR	5-10	193	SR-3L	Cairo, Ga.
31	Al Harris Jr.	CB	5-11	163	SO-1L	Fort Lauderdale, Fla.
12	Ernest Hawkins	LB	6-1	224	SO-JC	Baltimore, Md.
83	Carlton Heard	WR	6-0	182	SR-1L	Athens, Ga.
57	Cory Helms	OC	6-4	301	JR-TR	Alpharetta, Ga.
13	Jalen Henry	LB	5-10	207	FR-HS	Foley, Ala.
11	T.J. Holloman	LB	6-2	231	JR-2L	Stone Mountain, Ga.
46	Jakob Huechtker	LS	5-6	188	SO-HS	Rock Hill, S.C.
81	Hayden Hurst	WR	6-5	221	FR-HS	Jacksonville, Fla.
35	Shannon James	CB	5-7	154	JR-SQ	Florence, S.C.
8	Shamier Jeffery	WR	6-1	189	SR-2L	St. Matthews, S.C.
55	David Johnson	DE	6-1	240	SO-1L	Lithonia, Ga.
21	Isaiah Johnson	SS	6-1	210	SR-TR	Cary, N.C.
	Octavis Johnson	CB	6-0	185	FR-HS	Homerville, Ga.
93	Ulric Jones	DT	6-5	300	JR-JC	Oxford, Ala.
13	Sean Kelly	P	5-10	189	JR-TR	Oakland, Fla.
70	Alan Knott	OC	6-4	270	SO-1L	Tyrone, Ga.

No.	Name	POS	HT	WT	CL-EXP	Hometown
99	Abu Lamin	DT	6-4	326	JR-1L	Fayetteville, N.C.
3	Chris Lammons	CB	5-10	183	SO-1L	Lauderhill, Fla.
8	Marquavius Lewis	DE	6-3	264	JR-JC	Greenwood, S.C.
46	Cedrick Malone	LB	6-0	200	JR-SQ	Camden, S.C.
84	Kyle Markway	TE	6-4	243	FR-HS	St. Louis, Mo.
76	Mike Matulis	OT	6-5	293	SR-2L	Boynton Beach, Fla.
48	Nick McGriff	LS	6-0	224	FR-RS	Gainesville, Fla.
1	Rico McWilliams	CB	5-11	186	JR-2L	Hampton, Ga.
6	Connor Mitch	QB	6-3	211	SO-SQ	Raleigh, N.C.
6	Chris Moody	FS	6-1	215	JR-2L	McDonough, Ga.
10	Skai Moore	LB	6-2	218	JR-2L	Cooper City, Fla.
	Max Moorman	FB	5-10	234	FR-HS	Alpharetta, Ga.
3	D.J. Neal	WR	6-3	193	FR-HS	Stone Mountain, Ga.
19	Lorenzo Nunez	QB	6-3	210	FR-HS	Kennesaw, Ga.
82	Sean Odom	WR	6-0	194	JR-SQ	Orangeburg, S.C.
10	Perry Orth	QB	6-1	203	JR-SQ	Ponte Vedra, Fla.
23	Christian Owens	WR	6-5	204	FR-HS	Griffin, Ga.
69	D.J. Park	OT	6-4	325	SO-1L	Dillon, S.C.
30	Darius Paulk	TB	5-8	198	JR-SQ	Columbia, S.C.
55	Christian Pellage	OT	6-6	314	FR-HS	Brooksville, Fla.
9	Sherrod Pittman	LB	6-0	225	FR-HS	Jacksonville, Fla.
49	Devin Potter	TB	5-10	203	JR-SQ	Granite Falls, N.C.
	Gage Pucci	QB	5-11	195	FR-HS	Glendora, Calif.
87	Connor Redmond	TE	6-4	225	FR-HS	Lawrenceville, Ga.
43	Benji Russell	SS	6-0	188	SO-SQ	Atlanta, Ga.
1	Deebo Samuel	WR	6-0	202	FR-RS	Inman, S.C.
26	Jasper Sasser	SPR	6-0	210	SO-1L	Jacksonville, Fla.
95	Dante Sawyer	DE	6-3	291	SO-JC	Suwanee, Ga.
12	Michael Scarnecchia	QB	6-4	210	FR-RS	Fleming Island, Fla.
71	Brandon Shell	OT	6-6	328	SR-3L	Goose Creek, S.C.
25	Darin Smalls	SPR	5-11	190	FR-HS	Summerville, S.C.
39	Demetrius Smalls	CB	5-11	172	SO-SQ	Bluffton, S.C.
24	D.J. Smith	FS	5-11	195	SO-1L	Marietta, Ga.
22	Jamari Smith	CB	5-10	200	SO-1L	Jacksonville, Fla.
75	Will Sport	OG	6-5	295	SR-3L	Milton, Fla.
65	Brock Stadnik	OG	6-5	285	JR-2L	Greensboro, N.C.
45	Clayton Stadnik	TE	6-3	240	JR-2L	Greensboro, N.C.
90	Taylor Stallworth	DT	6-2	308	SO-1L	Mobile, Ala.
72	Donell Stanley	OG	6-4	320	FR-RS	Floydale, S.C.
32	Rod Talley	TB	5-10	201	SO-SQ	Laurens, S.C.
25	A.J. Turner	TB	5-10	185	FR-HS	Clifton, Va.
51	Cody Waldrop	OG	6-2	300	JR-2L	Seffner, Fla.
45	Reubyn Walker	LB	5-10	220	JR-TR	Rock Hill, S.C.
28	Jonathan Walton	LB	6-0	235	JR-2L	Daphne, Ala.
9	Jerad Washington	WR	5-8	158	FR-HS	Jacksonville, Fla.
49	Boosie Whitlow	DE	6-4	220	FR-HS	Opelika, Ala.
48	Dexter Wideman	DT	6-4	293	FR-PS	Saluda, S.C.
15	Antoine Wilder	SS	5-10	185	FR-HS	Riverdale, Ga.
22	Brandon Wilds	TB	6-2	216	SR-3L	Blythewood, S.C.
33	David Williams	TB	6-1	214	SO-1L	Philadelphia, Pa.
47	Drew Williams	LS	6-2	213	JR-2L	Irmo, S.C.
77	Malik Young	OT	6-3	308	FR-RS	Pelzer, S.C.
74	Mason Zandi	OT	6-9	314	JR-2L	Chapin, S.C.

YEAR-BY-YEAR RECORDS

Year	Coach	SEC	SEC Finish	Overall	Bowls
1892	No Coach			0-1	
1893	No Team				
1894	No Coach			0-2	
1895	No Coach			2-1	
1896	W.H. Whaley			1-3	
1897	W. P. Murphy			0-3	
1898	W. Wertenbaker			1-2	
1899	I. O. Hunt			2-3	
1900	I. O. Hunt			4-3	
1901	R. W. Dickson			3-4	
1902	C. R. Williams			6-1	
1903	C. R. Williams			8-2	
1904	Christie Benet			5-2-1	
1905	Christie Benet			4-2-1	
1906	(Football banned by trustees)			–	
1907	Douglas McKay			3-0	
1908	Christie Benet			3-5-1	
1909	Christie Benet			2-6	
1910	John H. Neff			4-4	
1911	John H. Neff			1-4-2	
1912	N. B. Edgerton			5-2-1	
1913	N. B. Edgerton			4-3	
1914	N. B. Edgerton			5-5-1	
1915	N. B. Edgerton			5-3-1	
1916	Rice Warren			2-7	
1917	Dixon Foster			3-5	
1918	Frank Dobson			2-1-1	
1919	Dixon Foster			1-7-1	
1920	Sol Metzger			5-4	
1921	Sol Metzger			5-1-2	
1922	Sol Metzger			5-4	
1923	Sol Metzger			4-6	
1924	Sol Metzger			7-3	
1925	Branch Bocock			7-3	
1926	Branch Bocock			6-4	
1927	Harry Lightsey			4-5	
1928	Billy Laval			6-2-2	
1929	Billy Laval			6-5	
1930	Billy Laval			6-4	
1931	Billy Laval			5-4-1	
1932	Billy Laval			5-4-2	
1933	Billy Laval			6-3-1	–
1934	Billy Laval			5-4	–
1935	Don McCallister			3-7	–
1936	Don McCallister			5-7	–
1937	Don McCallister			5-6-1	–
1938	Rex Enright			6-4-1	–
1939	Rex Enright			3-6-1	–
1940	Rex Enright			3-6	–
1941	Rex Enright			4-4-1	–
1942	Rex Enright			1-7-1	–
1943	J. P. Moran			5-2	–
1944	William Newton			3-4-2	–
1945	Johnnie McMillan			2-4-3	Gator
1946	Rex Enright			5-3	–
1947	Rex Enright			6-2-1	–
1948	Rex Enright			3-5	–
1949	Rex Enright			4-6	–
1950	Rex Enright			3-4-2	–
1951	Rex Enright			5-4	–
1952	Rex Enright			5-5	–
1953	Rex Enright			7-3	–
1954	Rex Enright			6-4	–
1955	Rex Enright			3-6	–
1956	Warren Giese			7-3	–
1957	Warren Giese			5-5	–
1958	Warren Giese			7-3	–
1959	Warren Giese			6-4	–
1960	Warren Giese			3-6-1	–
1961	Marvin Bass			4-6	–
1962	Marvin Bass			4-5-1	–
1963	Marvin Bass			1-8-1	–
1964	Marvin Bass			3-5-2	–
1965	Marvin Bass			5-5	–
1966	Paul Dietzel			1-9	–
1967	Paul Dietzel			5-5	–
1968	Paul Dietzel			4-6	–
1969	Paul Dietzel			7-4	Peach
1970	Paul Dietzel			4-6-1	–
1971	Paul Dietzel			6-5	–
1972	Paul Dietzel			4-7	–
1973	Paul Dietzel			7-4	–
1974	Paul Dietzel			4-7	–
1975	Jim Carlen			7-5	Tangerine
1976	Jim Carlen			6-5	–
1977	Jim Carlen			5-7	–
1978	Jim Carlen			5-5-1	–
1979	Jim Carlen			8-4	Hall of Fame
1980	Jim Carlen			8-4	Gator
1981	Jim Carlen			6-6	–
1982	Richard Bell			4-7	–
1983	Joe Morrison			5-6	–
1984	Joe Morrison			10-2	Gator
1985	Joe Morrison			5-6	–
1986	Joe Morrison			3-6-2	–
1987	Joe Morrison			8-4	Gator
1988	Joe Morrison			8-4	Liberty
1989	Sparky Woods			6-4-1	–
1990	Sparky Woods			6-5	–
1991	Sparky Woods			3-6-2	–
1992	Sparky Woods	3-5	4-E	5-6	–
1993	Sparky Woods	#3-5	T4-E	#5-6	–
1994	Brad Scott	3-5	3-E	7-5	Carquest
1995	Brad Scott	2-5-1	4-E	4-6-1	–
1996	Brad Scott	4-4	3-E	6-5	–
1997	Brad Scot	3-5	4-E	5-6	–
1998	Brad Scott	0-8	6-E	1-10	–
1999	Lou Holtz	0-8	6-E	0-11	–
2000	Lou Holtz	5-3	T2-E	8-4	Outback
2001	Lou Holtz	5-3	3-E	9-3	Outback
2002	Lou Holtz	3-5	4-E	5-7	–
2003	Lou Holtz	2-6	4-E	5-7	–
2004	Lou Holtz	4-4	T3-E	6-5	–
2005	Steve Spurrier	5-3	T2-E	7-5	Independence
2006	Steve Spurrier	3-5	5-E	8-5	Liberty
2007	Steve Spurrier	3-5	T4-E	6-6	–
2008	Steve Spurrier	4-4	T3-E	7-6	Outback
2009	Steve Spurrier	3-5	T4-E	7-6	Papajohns.com
2010	Steve Spurrier	5-3	1-E	9-5	Chick-fil-A
2011	Steve Spurrier	6-2	2-E	11-2	Capital One
2012	Steve Spurrier	6-2	3-E	11-2	Outback
2013	Steve Spurrier	6-2	2-E	11-2	Capital One
2014	Steve Spurrier	3-5	T4-E	7-6	Independence

Includes game forfeited to South Carolina

BOWL RESULTS (8-12)

Bowl	Opponent	Result		Date
Gator	Wake Forest	L	14-26	1-1-46
Peach	West Virginia	L	3-14	12-30-69
Tangerine	Miami-Ohio	L	7-20	12-20-75
Hall of Fame	Missouri	L	14-24	12-29-79
Gator	Pittsburgh	L	9-37	12-29-80
Gator	Oklahoma State	L	14-21	12-28-84
Gator	LSU	L	13-30	12-31-87
Liberty	Indiana	L	10-34	12-28-88
Carquest	West Virginia	W	24-21	1-2-95
Outback	Ohio State	W	24-7	1-1-01
Outback	Ohio State	W	31-28	1-1-02
Independence	Missouri	L	31-38	12-30-05
Liberty	Houston	W	44-36	12-29-06
Outback	Iowa	L	10-31	1-1-09
Papajohns.com	Connecticut	L	7-20	1-2-10
Chick-fil-A	Florida State	L	17-26	12-31-10
Capital One	Nebraska	W	30-13	1-2-12
Outback	Michigan	W	33-28	1-1-13
Capital One	Wisconsin	W	34-24	1-1-14
Independence	Miami	W	24-21	12-27-14

2015 SCHEDULE

Sept. 5	BOWLING GREEN (Nashville, 4:00 ET – SECN)	First Meeting
Sept. 12	OKLAHOMA (6:00 ET – ESPN)	OU leads 2-1
Sept. 19	WESTERN CAROLINA (7:00 ET – ESPNU)	First Meeting
Sept. 26	at Florida*	UF leads 25-19
Oct. 3	ARKANSAS*	UT leads 13-4
Oct. 10	GEORGIA*	Tied 21-21-2
Oct. 24	at Alabama*	UA leads 52-38-7
Oct. 31	at Kentucky*	UT leads 77-24-9
Nov. 7	SOUTH CAROLINA*	UT leads 24-7-2
Nov. 14	NORTH TEXAS	NT leads 1-0
Nov. 21	at Missouri*	Mizzou leads 3-0
Nov. 28	VANDERBILT*	UT leads 74-29-5

*SEC Game

University of Tennessee
Volunteers Quick Facts

LOCATION: Knoxville, Tennessee

FOUNDED: 1794

ENROLLMENT: 27,410

NICKNAME: Volunteers or Vols

COLORS: Orange (PMS 151) and White

STADIUM: Neyland Stadium (102,455)

- **PLAYING SURFACE:** Tifway 419 Bermuda Hybrid Grass
- **FIRST GAME:** Sept. 24, 1921 – Tennessee 27, Emory & Henry 0
- **HOME RECORD:** 449-121-17 (.779)
- **HOME ATTENDANCE:** 698,276 (99,754 avg./97.36% Capacity)

ALL-TIME RECORD: 811-367-53 (.680/1,231 games)

2014 RECORD: 7-6 (4-3 H, 2-3 A, 1-0 N, 3-3 vs. Eastern Division)

2014 SEC RECORD/FINISH: 3-5/ 4th SEC East

SEC CHAMPIONSHIPS: 13 (1938, 39t, 40, 46t, 51t, 56, 67, 69, 85, 89t, 90, 97, 98)

BOWL: TaxSlayer Bowl, Jacksonville, Fla. (Tennessee 45, Iowa 28)

BOWL APPEARANCES: 50

BOWL RECORD: 26-24 (.520)

LAST BOWL APPEARANCE: TaxSlayer Bowl, Jacksonville, Fla. (defeated Iowa, 45-28, Jan. 2, 2015)

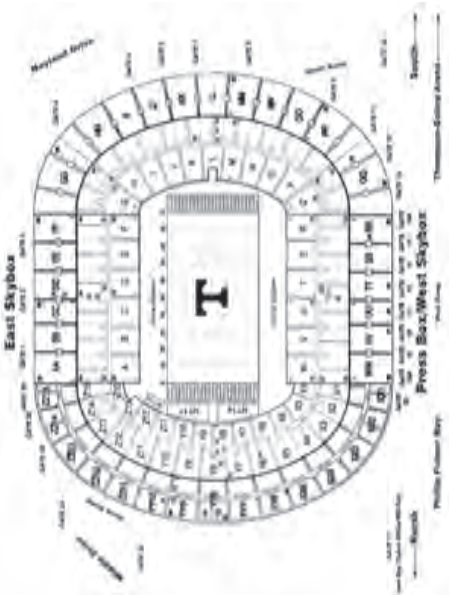

JIMMY CHEEK
Chancellor
(Texas A&M, '69)

DR. DONALD BRUCE
Faculty Representative
(Drew, '94)

DAVE HART
Athletics Director
(Alabama, '71)

BUTCH JONES
Head Football Coach
(Ferris State, '90)

BUTCH JONES

YEAR-BY-YEAR

Year	School	Conf.	Pct.	All	Pct.	Bowl
2007	Central Michigan	6-1	.857	8-6	.571	Motor City
2008	Central Michigan	6-2	.750	8-5	.615	Motor City
2009	Central Michigan	8-0	1.000	11-2	.846	GMAC
2010	Cincinnati	2-5	.286	4-8	.333	
2011	Cincinnati	5-2	.714	10-3	.769	Liberty
2012	Cincinnati	5-2	.714	9-3	.750	Belk
2013	Tennessee	2-6	.250	5-7	.417	
2014	Tennessee	3-5	.375	7-6	.538	TaxSlayer
TOTALS		**37-23**	**.617**	**62-40**	**.608**	**8 Years**
Tennessee Record		**5-11**	**.313**	**12-13**	**.480**	**2 Years**
Central Mich. Record		20-3	.870	27-13	.675	3 Years
Cincinnati Record		12-9	.571	23-14	.622	3 Years
BOWL RECORD:		4-2	.667			

HOMETOWN: Saugatuck, Mich.

ALMA MATER: Ferris State, 1990

PLAYING CAREER: Ferris State, two-year letterman

COACHING CAREER: 2012-present: Tennessee, head coach; 2010-12: Cincinnati, head coach; 2007-09: Central Michigan, head coach; 2005-06: West Virginia, wide receivers; 2004: Central Michigan, running backs; 2001-03: Central Michigan, offensive coordinator; 2000: Central Michigan, running backs; 1999: Central Michigan, wide receivers; 1998: Central Michigan, tight ends; 1996-97: Ferris State, offensive coordinator; 1995: Ferris State, running backs; 1993-94: Wilkes Univ, offensive coordinator; 1990-92: Rutgers, graduate assistant; 1987-89: Tampa Bay (NFL), intern

COACHING HONORS: Won at least eight games in five of his seven years as head coach, including three seasons of nine-plus wins in the last five years (2009, 2011, 2012). Has won 10 or more games twice, finishing 11-2 at Central Michigan in 2009 and posting a 10-3 record and Top-25 final national ranking with Cincinnati in 2011. Won four conference championships in six seasons as a head coach, including the Big East title in 2011 and 2012 with Cincinnati and the 2007 and 2009 Mid-Atlantic Conference titles at Central Michigan. Earned Big East Conference coach of the Year honors from the league after his 10-win season with the Bearcats in 2011 and earned the same honor from CBSSports.com in 2012.

BORN: Jan. 17, 1968

WIFE: Barb

CHILDREN: Alex, Adam, Andrew

ASSISTANT COACHES

STEVE STRIPLING (Colorado, 1976) Assoc. Head Coach/Def. Line – 3rd Year

MIKE DEBORD (Manchester College, 1978) Offensive Coordinator – 1st Year

JOHN JANCEK (Grand Valley State, 1991) Defensive Coordinator – 3rd Year

WILLIE MARTINEZ (Miami (Fla.), 1985) Asst. Head Coach/Def. Backs – 3rd Year

ZACH AZZANNI (Central Michigan, 1999) Wide Receivers/Pass. Coord. – 3rd Year

MARK ELDER (Case Western Reserve, 2000) Tight Ends/Special Teams – 3rd Year

ROBERT GILLESPIE (Florida, 2005) Running Backs/Rec. Coord. – 3rd Year

DON MAHONEY (West Virginia State, 1993) Offensive Line – 3rd Year

TOMMY THIGPEN (North Carolina, 1993) Linebackers – 3rd Year

SUPPORT STAFF

DAVE LAWSON (West Virginia Tech, 1992) Strength & Conditioning

CHRIS SPOGNARDI (Central Michigan, 2008) Director of Football Operations

BOB WELTON (Adrian College (Mich.), 1991) Director of Player Personnel

ROGER FRAZIER (Tennessee, 1982) Equipment Manager

DR. CHRIS KLENCK (Purdue, 1995) Team Physician

TENNESSEE

RETURNING OFFENSIVE STARTERS

No.	Name	POS	CLASS	HT	WT	EXP	Hometown/Last School
11	Joshua Dobbs	QB	Jr.	6-3	212	2L	Alpharetta, Ga./Alpharetta
1	Jalen Hurd	RB	So.	6-3	230	1L	Hendersonville, Tenn./Beech Senior
8	Marquez North	WR	Jr.	6-4	224	2L	Charlotte, N.C./Mallard Creek
2	Pig Howard	WR	Sr.	5-8	187	3L	Orlando, Fla./Edgewater
57	Mack Crowder	OL	R-Sr.	6-2	290	2L	Bristol, Tenn./Tennessee HS
77	Kyler Kerbyson	OL	R-Sr.	6-4	317	3L	Knoxville, Tenn./Knoxville Catholic

RETURNING DEFENSIVE STARTERS

No.	Name	POS	CLASS	HT	WT	EXP	Hometown/Last School
56	Curt Maggitt	LB/DL	R-Sr.	6-3	246	3L	West Palm Beach, Fla./Dwyer
9	Derek Barnett	DE	So.	6-3	268	1L	Nashville, Tenn./Brentwood Academy
23	Cameron Sutton	DB	Jr.	6-1	189	2L	Jonesboro, Ga./Jonesboro
37	Brian Randolph	DB	R-Sr.	6-0	208	3L	Marietta, Ga./Kell
21	Jalen Reeves-Maybin	LB	Jr.	6-1	225	2L	Clarksville, Tenn./Northeast
33	LaDarrell McNeil	DB	Sr.	6-1	206	3L	Dallas, Texas/Wilmer-Hutchins

STARTERS LOST

Name	POS	CLASS	HT	WT
Justin Coleman	DB	Sr.	5-10	188
Matt Darr	P	R-Sr.	6-1	220
Jacob Gilliam	OL	R-Sr.	6-4	297
A.J. Johnson	LB	Sr.	6-2	245
Marlin Lane	RB	Sr.	5-11	209
Jordan Williams	DL	Sr.	6-5	284
Justin Worley	QB	Sr.	6-4	220
Devrin Young	RB	Sr.	5-8	173

RETURNING STATISTICAL LEADERS

RUSHING:	GP-GS	ATT	GAIN	LOSS	NET	AVG	TD	LONG	AVG/G
Jalen Hurd	13-9	190	938	39	899	4.7	5	43	69.2
Joshua Dobbs	6-5	104	587	118	469	4.5	8	36	78.2
Marlin Lane	12-4	86	319	19	300	3.5	1	44	25.0

PASSING:	GP-GS	EFFIC	CMP-ATT-INT	PCT	YARDS	TD	LONG	AVG/G
Justin Worley	7-7	124.3	157-252-8	62.3	1579	12	56	225.6
Joshua Dobbs	6-5	130.5	112-177-6	63.3	1206	9	52	201.0

RECEIVING:	GP-GS	NO.	YARDS	AVG	TD	LONG	AVG/G
Alton Howard	13-9	54	618	11.4	1	33	47.5
Von Pearson	11-8	38	393	10.3	5	56	35.7
Jalen Hurd	13-9	35	221	6.3	2	30	17.0
Marquez North	10-10	30	320	10.7	4	24	32.0
Josh Malone	13-6	23	231	10.0	1	20	17.8
Ethan Wolf	12-11	23	212	9.2	0	25	17.7
Jason Croom	12-1	21	305	14.5	4	52	25.4

TACKLES:	TOTAL	SOLO	ASST	INT	SACKS	TFL (YARDS)
A.J. Johnson	101	58	43	1	2.0	9.0 (-40)
Jalen Reeves-Maybin	101	63	38	1	2.0	11.0 (-35)
Brian Randolph	88	65	23	2	–	1.5 (-4)
LaDarrell McNeil	76	46	30	2	–	1.5 (-4)
Derek Barnett	72	47	25	–	10.0	20.5 (-79)

2014 RESULTS

7-6 Overall • 3-5 SEC

Home: 4-3 Away: 2-3 Neutral: 1-0 vs. Division: 3-3 vs. Top 25: 0-5

Aug. 31		UTAH STATE	102,455	W	38-7
Sept. 6	[rv/--]	ARKANSAS STATE	99,538	W	34-19
Sept. 13	[rv/rv]	at Oklahoma (4/3)	85,622	L	10-34
Sept. 27		at Georgia* (12/13)	92,746	L	32-35
Oct. 4		FLORIDA*	102,455	L	9-10
Oct. 11		CHATTANOOGA	93,097	W	45-10
Oct. 18		at Ole Miss* (3/3)	62,081	L	3-34
Oct. 25		ALABAMA* (4/4)	102,455	L	20-34
Nov. 1		at South Carolina*	81,891	W	45-42 OT
Nov. 15		KENTUCKY*	102,455	W	50-16
Nov. 22		MISSOURI* (19/20)	95,821	L	21-29
Nov. 29		at Vanderbilt*	40,350	W	24-17
Jan. 2		vs. Iowa	56,310	W	45-28
		TaxSlayer Bowl; Jacksonville, Fla.			

[AP/Coaches] – Denotes team ranking at the time of the game; (AP/Coaches) – Denotes opponent ranking at the time of the game

TENNESSEE Team Information

BASIC OFFENSE: Multiple

BASIC DEFENSE: 4-3

LETTERMEN RETURNING: 48

OFFENSE: 22

DEFENSE: 26

SPECIALTY: 0

LETTERMEN LOST: 23

OFFENSE: 14

DEFENSE: 7

SPECIALTY: 2

STARTERS RETURNING: 21

OFFENSE: 10

DEFENSE: 8

SPECIALTY: 3

STARTERS LOST: 6

OFFENSE: 2

DEFENSE: 3

SPECIALTY: 1

NOTE: Specialists include punter, place-kicker and long snapper.

ALL-STAR CANDIDATES

Derek BARNETT

Sophomore • DE • 6-3 • 268 • Nashville, Tenn.

- 2015 Athlon Sports Preseason Second Team All-American
- 2015 Lindy's Sports Preseason Second Team All-SEC
- 2015 Phil Steele Preseason Third Team All-SEC
- As a freshman in 2014, was named a Freshman All-American by Football Writers Association of America, Sportin News, ESPN, Scout, 247 Sports and Campus Insiders
- Set Tennessee record for most tackles for loss (20.5) and sacks (10.0) by a true freshman

Joshua DOBBS

Junior • QB • 6-3 • 212 • Alpharetta, Ga.

- 2015 Athlon Sports Preseason Third Team All-SEC
- 2015 Lindy's Sports Preseason Second Team All-SEC
- 2015 Sporting News Best SEC Player Under Pressure
- Led Tennessee with touchdowns scored with eight (all rushing)
- As starting QB in 2014, went 4-1 and averaged 36.7 points and 431.0 yards of offense per game
- Named MVP of the 2015 TaxSlayer Bowl after compiling 205 total yards of offense and three touchdowns (two rushing, one passing) to lead the Vols to a 45-28 win over Iowa

Curt MAGGITT

R-Senior • LB/DL • 6-3 • 246 • West Palm Beach, Fla.

- 2015 Phil Steele Preseason Third-Team All-American
- 2015 Athlon Sports Preseason Second Team All-SEC
- 2015 Lindy's Sports Preseason Second team All-SEC
- Set career highs in tackles (48), solo tackles (34), sacks (11.0) and tackles for loss (15) in 2014
- Tied for 12th in nation and third in SEC with team-high 11.0 sacks in 2014
- Returned to action in 2014 after redshirt season in 2013 when he was recovering from off-season surgeries

Cameron SUTTON

Junior • DB • 6-1 • 189 • Jonesboro, Ga.

- 2015 Sporting News Preseason Second Team All-American
- 2015 Athlon Sports Preseason Second Team All-SEC
- 2015 Lindy's Sports Preseason First Team All-SEC
- 2015 Phil Steele Preseason Third Team All-SEC
- Started all 13 games in 2014 and had 37 tackles, 4.0 TFLs and three INTs and led the team with 16 passes defended
- His 16 passes defended in 2014 ranked fourth in the SEC and were the third-most ever by a Tennessee player

2015 ALPHABETICAL ROSTER

No.	Name	POS	HT	WT	CL	Hometown
5	Ralph David Abernathy IV	RB	5-7	161	RS SR	Atlanta, Ga.
3	Micah Abernathy	DB	6-0	186	FR	Atlanta, Ga.
46	Max Arnold	DB	5-11	198	RS SR	McKenzie, Tenn.
10	Patrick Ashford	H	6-0	207	RS SR	Morristown, Tenn.
9	Derek Barnett	DE	6-3	268	SO	Nashville, Tenn.
17	Dillon Bates	LB	6-3	225	RS FR	Ponte Vedra Beach, Fla.
41	Elliott Berry	LB	6-0	217	SO	Fairburn, Ga.
29	Evan Berry	DB	5-11	208	SO	Fairburn, Ga.
74	Dontavius Blair	OL	6-8	295	RS JR	Anniston, Ala.
83	Cody Blanc	WR	6-3	202	RS JR	Knoxville, Tenn.
50	Venzell Boulware	OL	6-3	303	FR	Union City, Ga.
86	A.J. Branisel	TE	6-4	237	RS SO	South Euclid, Ohio
27	Jocquez Bruce	WR	5-10	162	FR	Knoxville, Tenn.
36	Gavin Bryant	LB	6-0	236	RS FR	Jackson, Ala.
	George Bullock	PK	6-0	210	RS JR	Knoxville, Tenn.
52	Andrew Butcher	DL	6-2	250	FR	Alpharetta, Ga.
51	Kenny Bynum	LB	6-1	250	RS JR	Jacksonville, Fla.
88	Neiko Creamer	TE	6-3	233	RS FR	Wilmington, Del.
18	Jason Croom	WR	6-5	235	RS JR	Norcross, Ga.
57	Mack Crowder	OL	6-2	290	RS SR	Bristol, Tenn.
93	Trevor Daniel	P	6-2	250	RS SO	Dickson, Tenn.
11	Joshua Dobbs	QB	6-3	212	JR	Alpharetta, Ga.
12	Quinten Dormady	QB	6-4	213	FR	Boerne, Texas
79	Thomas Edwards	OL	6-4	322	RS SO	Kingsport, Tenn.
48	Alex Ellis	TE	6-4	236	RS SR	Del Mar, Del.
90	Charles Folger	DL	6-4	244	RS JR	Augusta, Ga.
22	Malik Foreman	DB	5-10	187	JR	Kingsport, Tenn.
35	MaLeik Gatewood	DB	5-10	180	FR	Memphis, Tenn.
7	Rashaan Gaulden	DB	6-1	184	SO	Spring Hill, Tenn.
59	Matt Giampapa	LS	6-0	217	RS SR	Jackson, Tenn.
26	Stephen Griffin	DB	6-2	202	FR	Charlotte, N.C.
76	Chance Hall	OL	6-5	317	FR	Roanoke, Va.
2	Pig Howard	WR	5-8	187	SR	Orlando, Fla.
1	Jalen Hurd	RB	6-3	230	SO	Hendersonville, Tenn.
75	Marcus Jackson	OL	6-2	308	RS SR	Vero Beach, Fla.
14	Zac Jancek	QB	6-5	195	FR	Knoxville, Tenn.
15	Jauan Jennings	QB	6-4	202	FR	Murfreesboro, Tenn.
44	Jakob Johnson	DL	6-4	240	SO	Stuttgart, Germany
81	Johnathon Johnson	WR	5-9	185	SR	Friendswood, Texas
39	Alex Jones	PK	5-5	136	FR	Knoxville, Tenn.
66	Jack Jones	OL	6-5	289	FR	Murfreesboro, Tenn.
13	Sheriron Jones	QB	6-2	182	FR	Perris, Calif.
53	Colton Jumper	LB	6-2	223	SO	Lookout Mountain, Tenn.
89	Will Jumper	TE	6-3	215	FR	Signal Mountain, Tenn.
6	Alvin Kamara	RB	5-11	210	RS SO	Norcross, Ga.
6	Todd Kelly Jr.	DB	6-0	208	SO	Knoxville, Tenn.
63	Brett Kendrick	OL	6-6	308	RS SO	Knoxville, Tenn.
77	Kyler Kerbyson	OL	6-4	317	RS SR	Knoxville, Tenn.
34	Darrin Kirkland Jr.	LB	6-2	235	FR	Indianapolis, Ind.
47	Landon Knoll	LB	6-3	210	FR	Nashville, Tenn.
24	Michael Lacey	WR	5-8	165	FR	Nashville, Tenn.

No.	Name	POS	HT	WT	CL	Hometown
4	LaTroy Lewis	DL	6-4	260	RS JR	Akron, Ohio
46	Riley Lovingood	LS	6-0	246	FR	Hendersonville, Tenn.
48	DaJour Maddox	LB	6-1	200	FR	Stone Mountain, Ga.
56	Curt Maggitt	LB/DL	6-3	246	RS SR	West Palm Beach, Fla.
3	Josh Malone	WR	6-3	198	SO	Gallatin, Tenn.
8	Justin Martin	DB	6-2	173	SO	Antioch, Tenn.
	Will Martinez	WR	5-10	175	SO	Knoxville, Tenn.
20	Cortez McDowell	LB	6-1	227	SO	Locust Grove, Ga.
1	Kahlil McKenzie	DL	6-3	327	FR	Walnut Creek, Calif.
33	LaDarrell McNeil	DB	6-1	206	SR	Dallas, Texas
25	Aaron Medley	PK	6-2	189	SO	Lewisburg, Tenn.
24	Darrell Miller	DB	5-10	170	FR	Cedar Hill, Texas
40	Dimarya Mixon	DL	6-3	270	SO	Compton, Calif.
12	Emmanuel Moseley	DB	5-11	175	SO	Greensboro, N.C.
78	Charles Mosley	OL	6-5	350	RS FR	Brighton, Tenn.
8	Marquez North	WR	6-4	224	JR	Charlotte, N.C.
95	Danny O'Brien	DL	6-2	282	RS JR	Flint, Mich.
17	Kyle Oliver	TE	6-4	226	FR	LaVergne, Tenn.
9	Von Pearson	WR	6-3	187	SR	Newport News, Va.
10	Vincent Perry	WR	5-10	170	FR	Nashville, Tenn.
5	Kyle Phillips	DL	6-4	255	FR	Nashville, Tenn.
37	Brian Randolph	DB	6-0	208	RS SR	Marietta, Ga.
64	Ray Raulerson	OL	6-5	279	RS FR	Tampa, Fla.
21	Jalen Reeves-Maybin	LB	6-1	225	JR	Clarksville, Tenn.
31	Nate Renfro	P	6-1	205	RS SR	Brentwood, Tenn.
51	Drew Richmond	OL	6-5	310	FR	Memphis, Tenn.
73	Jashon Robertson	OL	6-3	310	SO	Nashville, Tenn.
60	Austin Sanders	OL	6-5	307	RS SO	Cleveland, Tenn.
14	Quart'e Sapp	LB	6-2	200	FR	Alpharetta, Ga.
96	Trevarris Saulsberry	DL	6-4	308	RS SR	Gainesville, Fla.
11	Austin Smith	LB	6-3	234	FR	Buford, Ga.
25	Josh Smith	WR	6-1	205	RS SO	Knoxville, Tenn.
37	Jayson Sparks	RB	5-8	177	RS SO	Loganville, Ga.
54	Zach Stewart	OL	6-4	310	FR	Coalfield, Tenn.
47	Joe Stocstill	TE	6-2	234	RS JR	Lewisburg, Tenn.
23	Cameron Sutton	DB	6-1	189	JR	Jonesboro, Ga.
13	Devaun Swafford	DB	5-11	192	JR	Kingsport, Tenn.
19	Darrell Taylor	DL	6-4	228	FR	Waverly, Va.
55	Coleman Thomas	OL	6-6	308	SO	Max Meadows, Va.
43	Laszlo Toser	PK	5-9	185	FR	Ooltewah, Tenn.
27	Tommy Townsend	P	6-1	168	FR	Orlando, Fla.
2	Shy Tuttle	DL	6-3	315	FR	Midway, N.C.
50	Corey Vereen	DL	6-2	253	JR	Winter Garden, Fla.
39	Kendal Vickers	DL	6-3	288	RS SO	Havelock, N.C.
42	Chris Weatherd	LB	6-4	217	SR	Carrollton, Texas
71	Dylan Wiesman	OL	6-3	305	JR	Cincinnati, Ohio
58	Owen Williams	DL	6-2	295	RS SR	Macon, Ga.
7	Preston Williams	WR	6-4	180	FR	Hampton, Ga.
80	Eli Wolf	TE	6-4	205	FR	Minster, Ohio
82	Ethan Wolf	TE	6-5	240	SO	Minster, Ohio
21	Joe Young	RB	6-0	194	FR	Winnsboro, S.C.

YEAR-BY-YEAR RECORDS

Year	Coach	SEC	SEC Finish	Overall	Bowls
1891	None			0-1	
1892	None			2-5	
1893	None			2-4	
1894	No Team				
1895	No Team				
1896	None			4-0	
1897	None			4-1	
1898	No Team				
1899	J.A. Pierce			6-2	
1900	J.A. Pierce			3-2-1	
1901	George Kelley			3-3-2	
1902	H.F. Fisher			6-2	
1903	H.F. Fisher			4-5	
1904	S.D. Crawford			3-5-1	
1905	J.D. DePree			3-5-1	
1906	J.D. DePree/Roscoe Ward			1-6-2	
1907	George Levene			7-2-1	
1908	George Levene			7-2	
1909	George Levene			1-6-2	
1910	Alex Stone			3-5-1	
1911	Z.G. Clevenger			3-4-2	
1912	Z.G. Clevenger			4-4	
1913	Z.G. Clevenger			6-3	
1914	Z.G. Clevenger			9-0	
1915	Z.G. Clevenger			4-4	
1916	John R. Bender			8-0-1	
1917	No Team				
1918	No Team				
1919	John R. Bender			3-3-3	
1920	John R. Bender			7-2	
1921	M.B. Banks			6-2-1	
1922	M.B. Banks			8-2	
1923	M.B. Banks			5-4-1	
1924	M.B. Banks			3-5	
1925	M.B. Banks			5-2-1	
1926	Robert R. Neyland			8-1	
1927	Robert R. Neyland			8-0-1	
1928	Robert R. Neyland			9-0-1	
1929	Robert R. Neyland			9-0-1	
1930	Robert R. Neyland			9-1	
1931	Robert R. Neyland			9-0-1	New York
1932	Robert R. Neyland			9-0-1	–
1933	Robert R. Neyland	5-2	4	7-3	–
1934	Robert R. Neyland	5-1	3	8-2	–
1935	W.H. Britton	2-3	9t	4-5	–
1936	Robert R. Neyland	3-1-2	4	6-2-2	–
1937	Robert R. Neyland	4-3	7	6-3-1	–
1938	Robert R. Neyland	7-0	1	11-0	Orange
1939	Robert R. Neyland	6-0	1t	10-1	Rose
1940	Robert R. Neyland	5-0	1	10-1	Sugar
1941	John Barnhill	3-1	2	8-2	–
1942	John Barnhill	4-1	2t	9-1-1	Sugar
1943	NO TEAM	–	–	–	–
1944	John Barnhill	5-0-1	2	7-1-1	Rose
1945	John Barnhill	3-1	2	8-1	–
1946	Robert R. Neyland	5-0	1t	9-2	Orange
1947	Robert R. Neyland	2-3	9t	5-5	–
1948	Robert R. Neyland	2-3-1	8	4-4-2	–
1949	Robert R. Neyland	4-1-1	3	7-2-1	–
1950	Robert R. Neyland	4-1	2	11-1	Cotton
1951	Robert R. Neyland	5-0	1t	10-1	Sugar
1952	Robert R. Neyland	5-0-1	2	8-2-1	Cotton
1953	Harvey Robinson	3-2-1	7	6-4-1	–
1954	Harvey Robinson	1-5	11t	4-6	–
1955	Bowden Wyatt	3-2-1	4	6-3-1	–
1956	Bowden Wyatt	6-0	1	10-1	Sugar
1957	Bowden Wyatt	4-3	5	8-3	Gator
1958	Bowden Wyatt	4-3	5	4-6	–
1959	Bowden Wyatt	3-4-1	8	5-4-1	–
1960	Bowden Wyatt	3-2-2	5	6-2-2	–
1961	Bowden Wyatt	4-3	4t	6-4	–
1962	Bowden Wyatt	2-6	10	4-6	–
1963	Jim McDonald	3-5	8	5-5	–
1964	Doug Dickey	1-5-1	10	4-5-1	–
1965	Doug Dickey	3-1-2	3t	8-1-2	Bluebonnet
1966	Doug Dickey	4-2	5	8-3	Gator
1967	Doug Dickey	6-0	1	9-2	Orange
1968	Doug Dickey	4-1-1	2	8-2-1	Cotton
1969	Doug Dickey	5-1	1	9-2	Gator
1970	Bill Battle	4-1	2	11-1	Sugar
1971	Bill Battle	4-2	4t	10-2	Liberty
1972	Bill Battle	4-2	4	10-2	Bluebonnet
1973	Bill Battle	3-3	4	8-4	Gator
1974	Bill Battle	2-3-1	7t	7-3-2	Liberty
1975	Bill Battle	3-3	5	7-5	–
1976	Bill Battle	2-4	8	6-5	–
1977	Johnny Majors	1-5	8	4-7	–
1978	Johnny Majors	3-3	4t	5-5-1	–
1979	Johnny Majors	3-3	5t	7-5	Bluebonnet
1980	Johnny Majors	3-3	6	5-6	–
1981	Johnny Majors	3-3	4t	8-4	Garden State
1982	Johnny Majors	3-2-1	5	6-5-1	Peach
1983	Johnny Majors	4-2	3t	9-3	Citrus
1984	Johnny Majors	3-3	5t	7-4-1	Sun
1985	Johnny Majors	5-1	1	9-1-2	Sugar
1986	Johnny Majors	3-3	6	7-5	Liberty
1987	Johnny Majors	4-1-1	3	10-2-1	Peach
1988	Johnny Majors	3-4	6t	5-6	–
1989	Johnny Majors	6-1	1t	11-1	Cotton
1990	Johnny Majors	5-1-1	1	9-2-2	Sugar
1991	Johnny Majors	5-2	3	9-3	Fiesta
1992	Johnny Majors/ Phillip Fulmer	5-3	3-E	9-3	Hall of Fame
1993	Phillip Fulmer	#7-1	T1-E	#10-2	Citrus
1994	Phillip Fulmer	5-3	2-E	8-4	Gator
1995	Phillip Fulmer	7-1	2-E	11-1	Citrus
1996	Phillip Fulmer	7-1	2-E	10-2	Citrus
1997	Phillip Fulmer	7-1	1-E	11-2	Orange
1998	Phillip Fulmer	8-0	1-E	13-0	Fiesta
1999	Phillip Fulmer	6-2	2-E	9-3	Fiesta
2000	Phillip Fulmer	5-3	2-E	8-4	Cotton
2001	Phillip Fulmer	7-1	1-E	11-2	Citrus
2002	Phillip Fulmer	5-3	3-E	8-5	Peach
2003	Phillip Fulmer	6-2	T1-E	10-3	Peach
2004	Phillip Fulmer	7-1	1-E	10-3	Cotton
2005	Phillip Fulmer	3-5	T4-E	5-6	–
2006	Phillip Fulmer	5-3	2-E	9-4	Outback
2007	Phillip Fulmer	6-2	T1-E	10-4	Outback
2008	Phillip Fulmer	3-5	5-E	5-7	–
2009	Lane Kiffin	4-4	T2-E	7-6	Chick-fil-A
2010	Derek Dooley	3-5	T3-E	6-7	Music City
2011	Derek Dooley	1-7	6-E	5-7	–
2012	Derek Dooley/ Jim Chaney	1-7	6-E	5-7	–
2013	Butch Jones	2-6	6-E	5-7	–
2014	Butch Jones	3-5	4-E	7-6	TaxSlayer

Includes game forfeited to Tennessee

BOWL RESULTS (26-24)

Bowl	Opponent	Result	Date
*New York	New York University	W 13-0	12-5-31
Orange	Oklahoma	W 17-0	1-1-39
Rose	Southern California	L 0-14	1-1-40
Sugar	Boston College	L 13-19	1-1-41
Sugar	Tulsa	W 14-7	1-1-43
Rose	Southern California	L 0-25	1-1-45
Orange	Rice	L 0-8	1-1-47
Cotton	Texas	W 20-14	1-1-51
Sugar	Maryland	L 13-28	1-1-52
Cotton	Texas	L 0-16	1-1-53
Sugar	Baylor	L 7-13	1-1-57
Gator	Texas A&M	W 3-0	12-28-57
Bluebonnet	Tulsa	W 27-6	12-18-65
Gator	Syracuse	W 18-12	12-31-66
Orange	Oklahoma	L 24-26	1-1-68
Cotton	Texas	L 13-36	1-1-69
Gator	Florida	L 13-14	12-27-69
Sugar	Air Force	W 34-13	1-1-71
Liberty	Arkansas	W 14-13	12-20-71
Bluebonnet	LSU	W 24-17	12-30-72
Gator	Texas Tech	L 19-28	12-29-73
Liberty	Maryland	W 7-3	12-16-74
Bluebonnet	Purdue	L 22-27	12-31-79
Garden State	Wisconsin	W 28-21	12-13-81
Peach	Iowa	L 22-28	12-31-82
Citrus	Maryland	W 30-23	12-17-83
Sun	Maryland	L 27-28	12-22-84
Sugar	Miami (Fla.)	W 35-7	1-1-86
Liberty	Minnesota	W 21-14	12-29-86
Peach	Indiana	W 27-22	1-2-88
Cotton	Arkansas	W 31-27	1-1-90
Sugar	Virginia	W 23-22	1-1-91
Fiesta	Penn State	L 17-42	1-1-92
Hall of Fame	Boston College	W 38-23	1-1-93
Citrus	Penn State	L 13-31	1-1-94
Gator	Virginia Tech	W 45-23	12-30-94
Citrus	Ohio State	W 20-14	1-1-96
Citrus	Northwestern	W 48-28	1-1-97
Orange	Nebraska	L 17-42	1-2-98
Fiesta	Florida State	W 23-16	1-4-99
Fiesta	Nebraska	L 21-31	1-2-00
Cotton	Kansas State	L 21-35	1-1-01
Citrus	Michigan	W 45-17	1-1-02
Peach	Maryland	L 3-30	12-31-02
Peach	Clemson	L 14-27	1-2-04
Cotton	Texas A&M	W 38-7	1-1-05
Outback	Penn State	L 10-20	1-1-07
Outback	Wisconsin	W 21-17	1-1-08
Chick-fil-A	Virginia Tech	L 37-14	12-31-09
Music City	North Carolina	L 27-30 (2OT)	12-30-10
TaxSlayer	Iowa	W 45-28	1-2-15

*not recognized by NCAA

2015 SCHEDULE

Sept. 5	Arizona State (Houston, 6:00 CT – ESPN)	First Meeting
Sept. 12	BALL STATE (6:00 CT – ESPNU)	First Meeting
Sept. 19	NEVADA (11:00 AM CT – SECN)	A&M leads 1-0
Sept. 26	Arkansas* (Arlington)	ARK leads 41-27-3
Oct. 3	MISSISSIPPI STATE*	Tied 4-4
Oct. 17	ALABAMA*	UA leads 5-2
Oct. 24	at Ole Miss*	A&M leads 6-1
Oct. 31	SOUTH CAROLINA*	A&M leads 1-0
Nov. 7	AUBURN*	A&M leads 4-1
Nov. 14	WESTERN CAROLINA	First Meeting
Nov. 21	at Vanderbilt*	A&M leads 1-0
Nov. 28	at LSU*	LSU leads 30-20-3

*SEC Game

Texas A&M University
Aggies Quick Facts

LOCATION: College Station, Texas

FOUNDED: 1876

ENROLLMENT: 62,185 (Fall, '14)

NICKNAME: Aggies

COLORS: Maroon (PMS 505) and White

STADIUM: Kyle Field (102,512)

- **PLAYING SURFACE:** Grass
- **FIRST GAME:** Oct. 7, 1905 – Texas A&M 29, Houston YMCA 0
- **HOME RECORD:** 391-157-19 (.706)
- **HOME ATTENDANCE:** 630,735 (105,123 avg.)

ALL-TIME RECORD: 709-461-48 (.602/1,218 games)

2014 RECORD: 8-5 (3-3 H, 3-2 A, 2-0 N, 2-4 vs. Western Division)

2014 SEC RECORD/FINISH: 3-5/6th SEC West

SEC CHAMPIONSHIPS: 0

BOWL: Autozone Liberty Bowl, Memphis, Tenn. (Texas A&M 45, West Virginia 37)

BOWL APPEARANCES: 36

BOWL RECORD: 17-19 (.472)

LAST BOWL APPEARANCE: Autozone Liberty Bowl, Memphis, Tenn. (defeated West Virginia 45-37, Dec. 29, 2014)

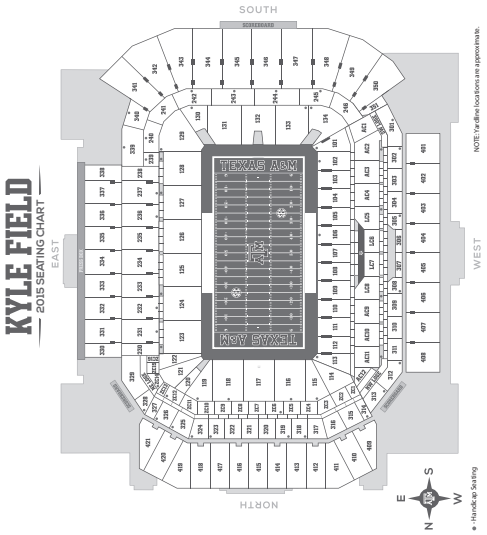

MICHAEL K. YOUNG
President
(BYU, '73)

DR. TOM ADAIR
Faculty Representative
(Texas A&M, '57)

ERIC HYMAN
Athletics Director
(North Carolina, '73)

KEVIN SUMLIN
Head Football Coach
(Purdue, '88)

KEVIN SUMLIN

YEAR-BY-YEAR

Year	School	Conf.	Pct.	All	Pct.	Bowl
2008	Houston	6-2	.750	8-5	.615	Armed Forces
2009	Houston	6-2	.750	10-4	.714	Armed Forces
2010	Houston	4-4	.500	5-7	.417	
2011	Houston	8-0	1.00	*13-1	*.929	*TicketCity
2012	Texas A&M	6-2	.750	11-2	.846	Cotton
2013	Texas A&M	4-4	.500	9-4	.692	Chick-fil-A
2014	Texas A&M	3-5	.375	8-5	.615	Liberty
TOTALS		**37-19**	**.660**	**63-28**	**.692**	**7 Years**
Texas A&M Record		**13-11**	**.542**	**28-11**	**.718**	**3 Years**
Houston Record		24-8	.750	35-17	.679	4 Years
BOWL RECORD:		4-1	.800			

* — Kevin Sumlin resigned as UH head coach on Dec. 10, 2011 and did not coach the Cougars in the bowl game. His overall record does not reflect the victory.

HOMETOWN: Indianapolis, Ind.

ALMA MATER : Purdue (1988)

PLAYING CAREER: 1983-86

COACHING EXPERIENCE: Seventh season as head coach

COACHING ACHIEVEMENTS: Three-time National Coach of the Year finalist; first Texas A&M football coach to win three straight bowl games.

BORN: Aug. 3, 1964

WIFE: Charlene Sumlin

CHILDREN: daughters Courtney and Shelby; sons Jackson and Joey

ASSISTANT COACHES

JOHN CHAVIS (Tennessee, 1979) Defensive Coordinator/Linebackers – 1st Year

JAKE SPAVITAL (Missouri St., 2008) Offensive Coordinator/Quarterbacks – 3rd Year

JEFF BANKS (Washington St., 1999) Special Teams Coordinator/Tight Ends – 3rd Year

DAVE CHRISTENSEN (Western Washington, 1985) Running Game Coordinator/ Offensive Line – 1st Year

MARK HAGEN (Indiana, 1991) Defensive Tackles – 3rd Year

TERRY JOSEPH (Northwestern St., 1996) Defensive Secondary – 2nd Year

CLARENCE MCKINNEY (Mary, 1994) Running Backs – 4th Year

AARON MOOREHEAD (Illinois, 2003) Wide Receivers – 1st Year

TERRY PRICE (Texas A&M, 1990) Defensive Ends – 4th Year

SUPPORT STAFF

LARRY JACKSON (Texas A&M, 1995) Director of FB Sports Performance

JUSTIN MOORE (Texas A&M, 2004) Associate AD for Football

GARY REYNOLDS (Texas A&M, 1988) Director of FB Operations

RETURNING OFFENSIVE STARTERS

No.	Name	POS	CLASS	HT	WT	EXP	Hometown/Last School
56	Mike Matthews	C	Sr.	6-2	290	3L	Missouri City, TX/Elkins
79	Joseph Cheek	OG	Sr.	6-7	310	3L	Seguin, TX/Seguin
74	Germain Ifedi	OT	Jr.	6-5	325	2L	Houston, TX/Westside
11	Josh Reynolds	WR	Jr.	6-4	190	1L	San Antonio, TX/Tyler JC
9	Ricky Seals-Jones	WR	So.	6-5	235	1L	Sealy, TX/Sealy
2	Speedy Noil	WR	So.	5-11	185	1L	New Orleans, LA/Edna Karr
10	Kyle Allen	QB	So.	6-3	205	1L	Scottsdale, AZ/Desert Mt.
21	Tra Carson	RB	Sr.	6-0	235	2L	Texarkana, TX/Oregon

RETURNING DEFENSIVE STARTERS

No.	Name	POS	CLASS	HT	WT	EXP	Hometown/Last School
95	Julien Obioha	DE	Sr.	6-4	265	3L	New Orleans, LA/Bro. Martin
83	Alonzo Williams	DT	Sr.	6-4	296	3L	Long Beach, CA/Polytechnic
98	Hardreck Walker	NG	Jr.	6-2	300	2L	Spring, TX/Westfield
15	Myles Garrett	DE	So.	6-5	255	1L	Arlington, TX/Martin
42	Otaro Alaka	LB	So.	6-3	225	1L	Houston, TX/Cy Falls
26	Devonta Burns	Nic.	Sr.	6-0	214	2L	Arlington, TX/Martin
1	De'Vante Harris	CB	Sr.	5-11	175	3L	Mesquite, TX/Horn
23	Armani Watts	FS	So.	6-2	200	1L	Forney, TX/North

STARTERS LOST

Name	POS	CLASS	HT	WT
Cedric Ogbuehi	LT	Sr.	6-5	305
Jarvis Harrison	LG	Sr.	6-4	330
Malcome Kennedy	WR	Sr.	6-0	205
Deshazor Everett	CB	Sr.	6-0	193
Howard Matthews	BS	Sr.	6-2	210
Justin Bass	LB	Sr.	6-2	231
Alex Freeman	DS	Sr.	6-1	235
Josh Lambo	PLK	Sr.	6-0	220

RETURNING STATISTICAL LEADERS

RUSHING:	ATT	YARDS	AVG	TDS
Tra Carson	124	581	4.7	5
Brandon Williams	87	379	4.4	3

PASSING:	ATT	COMP	INT	TDS	YARDS
Kyle Allen	192	118	7	16	1322

RECEIVING:	REC	YARDS	TDS
Josh Reynolds	52	842	13
Ricky Seals-Jones	49	465	4

TACKLES:	TOTAL	SACKS	INT	TFL (YDS)
Shaan Washington	64	2	0	4
Armani Watts	59	0	3	2

2014 RESULTS

8-5 Overall • 3-5 SEC
Home: 3-3 Away: 2-2 Neutral: 2-0 vs. Division: 2-4 vs. Top 25: 2-3

Aug. 28	[21/20]	at South Carolina* (9/9)	82,847	W 52-28
Sept. 6	[9/13]	LAMAR	104,728	W 73-3
Sept. 13	[7/8]	RICE	103,867	W 38-10
Sept. 20	[6/7]	at SMU	34,820	W 58-6
Sept. 27	[6/7]	vs. Arkansas* (rv/rv)	68,113	W 35-28 OT
Oct. 4	[6/7]	at Mississippi State* (12/14)	61,113	L 31-48
Oct. 11	[14/14]	OLE MISS* (3/4)	110,633	L 20-35
Oct. 18	[21/21]	at Alabama* (7/7)	101, 821	L 0-59
Nov. 1	[--/rv]	LOUISIANA MONROE	100,922	W 21-16
Nov. 8	[rv/--]	at Auburn* (3/3)	87,451	W 41-38
Nov. 15	[rv/rv]	MISSOURI* (rv/rv)	104,756	L 27-34
Nov. 27	[rv/rv]	LSU* (rv/rv)	105,829	L 17-23
Dec. 29		vs. West Virginia	51,282	W 45-37
		Autozone Liberty Bowl; Memphis, Tenn.		

[AP/Coaches] – Denotes team ranking at the time of the game; (AP/Coaches) – Denotes opponent ranking at the time of the game

TEXAS A&M Team Information

BASIC OFFENSE: Multiple
BASIC DEFENSE: Multiple 4-3

LETTERMEN RETURNING: 47
OFFENSE: 20
DEFENSE: 24
SPECIALTY: 3

LETTERMEN LOST: 26
OFFENSE: 11
DEFENSE: 13
SPECIALTY: 2

STARTERS RETURNING: 17
OFFENSE: 8
DEFENSE: 8
SPECIALTY: 1

STARTERS LOST: 7
OFFENSE: 3
DEFENSE: 3
SPECIALTY: 1

NOTE: Specialists include punter and place-kicker only.

ALL-STAR CANDIDATES

Germain IFEDI

Junior • OT • 6-5 • 325 • Houston, TX

- has made 24 career starts and projected to be one of the top offensive tackles in the country.
- started 11 games last fall
- considered entering the 2015 NFL draft but elected to return to Texas A&M for his redshirt junior season.
- elite edge blocker for SEC's top passing offense in 2014

Myles GARRETT

Sophomore • DE • 6-5 • 255 • Arlington, TX

- recorded 11.5 sacks last season as a freshman breaking the old SEC mark held by Jadeveon Clowney
- Freshman All-America selection as well as named to Freshman All-SEC team
- Earned second-team All-SEC honors by the Associated Press and the SEC head coaches
- Defensive MVP of the Texas A&M 2014 defensive unit
- Blocked field goal against Auburn which led to an Aggie touchdown in upset of third-ranked Tigers.

Mike MATTHEWS

Senior • C • 6-2 • 290 • Missouri City, TX

- anchor on the Aggies' offensive line at center and has made 23 career starts
- Named preseason first-team All-America by CFBMatrix.com.
- Rimington Award watch list
- scheduled to graduate in December
- son of NFL Hall of Famer Bruce Matthews

Drew KASER

Senior • P • 6-3 • 210 • Strongsville, OH

- Finalist for the 2013 Guy Award presented to the nation's top punter and was a semifinalist in 2014
- First-team All-SEC selection and first team All-American in 2013
- Set the Texas A&M single-season school record with an average of 47.4 per punt in 2013.
- Broke NFL Pro Bowler Shane Lechler's school record for "coffin corner" kicks with 22 in 2014.

2015 ALPHABETICAL ROSTER

No.	Name	POS	HT	WT	CL-EXP	Hometown
42	Alaka, Otaro	LB	6-3	231	So-1L	Houston, TX
41	Alexander, Brandon	TE	6-6	238	Sr-3L	Brenham, TX
10	Allen, Kyle	QB	6-3	210	So-1L	Scottsdale, AZ
67	Beakey, Drew	OL	6-3	280	Fr-HS	Houston, TX
24	Bertolet, Taylor	PLK	5-9	190	Sr-3L	Reading, PA
54	Blount, Jake	LB	6-4	245	Jr-SQ	Flower Mound, TX
29	Bradford, Jay	RB	5-11	196	Fr-HS	Splendora, TX
26	Burns, Devonta	DB	6-0	211	Sr-2L	Arlington, TX
25	Bussey, Kendall	RB	5-9	200	Fr-HS	New Orleans, LA
19	Capers-Smith, DeShawn	DB	6-0	182	Fr-HS	New Orleans, LA
5	Carson, Tra	RB	6-0	240	Sr-2L	Texarkana, TX
43	Chavis, Kristian	FB	5-8	224	Fr-HS	Florence, SC
79	Cheek, Joseph	OL	6-7	311	Sr-3L	Seguin, TX
13	Chevis, Reggie	LB	6-1	280	So-1L	Houston, TX
9	Cunningham, Qualen	DL	6-3	240	So-1L	Chandler, AZ
86	Darley, David	DE	6-4	240	So-SQ	Westlake Village, CA
89	Davis, Jordan	TE	6-4	262	Fr-HS	Clear Lake, TX
50	Davis, Tank	OL	6-4	310	Fr-RS	Garland, TX
28	Davis, Victor	DB	6-0	195	So-1L	Rosenberg, TX
27	Dolezal, Brice	RB	5-9	180	Sr-2L	Austin, TX
30	Dunning, Justin	DB	6-4	215	Fr-HS	Whitehouse, TX
48	Durham, Landis	LB	6-3	232	Fr-HS	Plano, TX
68	Dworaczyk, Justin	OL	6-6	285	Fr-HS	Houston, TX
27	Elam, Roney	DB	6-2	173	Fr-HS	Newton, TX
72	Elbert, Trevor	OL	6-6	320	Fr-HS	Rockwall, TX
4	Ellis, Noel	DB	5-10	185	So-1L	New Orleans, LA
72	Eluemunor, Jermaine	OL	6-4	315	Jr-RS	Denville, NJ
39	English, Austin	FB	5-11	221	So-SQ	Tomball, TX
22	Etwi, Kwame	RB	5-9	187	Fr-HS	Conroe TX
5	Evans, Justin	DB	6-1	195	Jr-TR	Wiggins, MS
59	Flores, Isaac	DL	6-3	300	Jr-SQ	Santa Rosa, TX
21	Ford, Keith	RB	5-11	215	Jr-TR	Cypress, TX
45	Frey, Austin	DS	6-1	230	Fr-RS	Tomball, TX
35	Garner, Riley	LB	6-3	225	Fr-HS	College Station, TX
22	Garner, Tavares	DB	6-0	183	Jr-2L	Missouri City, TX
15	Garrett, Myles	DL	6-5	260	So-1L	Arlington, TX
65	Gennesy, Avery	OL	6-5	300	Jr-RS	Southaven, MS
43	George, Claude	LB	6-2	236	Jr-TR	Lafayette, LA
45	Gillaspia, Cullen	LB	6-2	231	Fr-RS	Katy, TX
41	Grady, Peter	PLK	5-11	225	Jr-SQ	Cedar Park, TX
77	Gustafson, J.J.	OL	6-5	285	So-1L	Dallas, TX
85	Gustafson, Grant	TE	6-4	230	Fr-HS	Fort Worth, TX
10	Hall, Daeshon	DL	6-6	260	Jr-2L	Lancaster, TX
1	Harris, De'Vante	DB	5-11	190	Sr-3L	Mesquite, TX
8	Harvey, Nick	DB	5-10	180	So-1L	Lancaster, TX
92	Henderson, Zaycoven	DL	6-1	290	So-1L	Longview, TX
46	Hilliard, A.J.	LB	6-2	245	Jr-RS	Klein, TX
23	Holmes, Sabian	WR	5-11	175	Sr-3L	Southlake, TX
52	Horton, Tristan	LB	5-9	190	Fr-HS	The Woodlands, TX
7	Hubenak, Jake	QB	6-3	195	So-TR	Georgetown, TX
53	Huskinson, Ben	DL	6-3	220	So-SQ	Houston, TX
74	Ifedi, Germain	OL	6-5	325	Jr-2L	Houston, TX
15	Iheanacho, Frank	WR	6-6	225	So-1L	Houston, TX
97	Jackson, Darrell	DL	6-5	235	So-1L	Houston, TX
13	Jeffery, Jamal	WR	5-9	175	So-SQ	Lufkin, TX
40	Johnson, Jarrett	DL	6-3	255	So-1L	Katy, TX
81	Judkins, Jalyn	WR	6-2	225	So-SQ	Angleton, TX
38	Kaser, Drew	P	6-3	210	Sr-2L	Strongsville, OH
88	Kingsley, Keke	DL	6-3	319	Fr-HS	Richmond, TX
66	Kellman, Nathan	OL	6-3	299	Sr-SQ	Corona, CA

No.	Name	POS	HT	WT	CL-EXP	Hometown
3	Kirk, Christian	WR	5-11	200	Fr-HS	Scottsdale, AZ
50	Labhart, Mac	LB	6-0	224	Fr-RS	Dallas, TX
36	LaCamera, Daniel	PK/P	6-4	210	Fr-HS	Tarpon Springs, FL
70	Lanfear, Connor	OL	6-6	305	Fr-HS	Buda, TX
63	Lindblade, Ryan	OL	6-7	308	Jr-1L	Richmond, TX
99	Lockhart, James	DL	6-3	250	Fr-HS	Ennis, TX
62	Loitz, Chad	OL	6-1	325	So-SQ	Round Rock, TX
5	Mack, Daylon	DL	6-1	350	Fr-HS	Gladewater, TX
55	Manning, Justin	DL	6-1	300	So-1L	Dallas, TX
75	Martin, Koda	OL	6-6	302	Fr-RS	Manvel, TX
49	Martinez, Taylor	LB	6-0	219	Jr-SQ	Fort Bend, TX
56	Matthews, Mike	OL	6-2	290	Sr-3L	Missouri City, TX
64	McCoy, Erik	OL	6-4	315	Fr-HS	Lufkin, TX
14	McQueen, Conner	QB	5-10	175	Jr-2L	Klein, TX
61	Meador, Braden	OL	6-6	325	Jr-SQ	Montgomery, TX
16	Miller, Kobe	QB	6-2	210	Fr-RS	College Station, TX
12	Moeller, Sam	DB	5-11	191	Sr-3L	San Antonio, TX
19	Moore, Janson	QB	5-11	188	Fr-RS	Henderson, TX
7	Moore, Richard	LB	6-0	215	Fr-HS	Cedar Hill, TX
42	Motley, Josch	WR	5-11	185	So-SQ	College Station, TX
1	Murray, Kyler	QB	5-11	185	Fr-HS	Allen, TX
82	Niederhofer, Boone	WR	6-0	207	Jr-1L	San Antonio, TX
2	Noil, Speedy	WR	5-11	187	So-1L	New Orleans, LA
95	Obioha, Julien	DL	6-4	270	Sr-3L	New Orleans, LA
48	Patterson, Dreagan	DB	6-0	198	Jr-SQ	Amarillo, TX
32	Paulhill, Will	DB	5-10	192	Jr-RS	Conroe, TX
18	Pope, Edward	WR	6-4	180	Jr-2L	Carthage, TX
18	Pryor, Larry	DB	6-0	195	Fr-HS	Sulphur Springs, TX
4	Ratley, Damion	WR	6-1	190	So-TR	Yoakum, TX
88	Reeves, Bryce	WR	6-2	198	Fr-RS	Graham, TX
11	Reynolds, Josh	WR	6-4	190	Jr-1L	San Antonio, TX
40	Robertson, Christian	DS	5-11	238	Fr-RS	Grapevine, TX
85	Rusk, Reggie	DB	5-7	171	Fr-RS	Dallas, TX
94	Schorp, Tanner	DL	6-3	247	So-SQ	San Antonio, TX
9	Seals-Jones, Ricky	WR	6-5	235	So-1L	Sealy, TX
17	Sezer, Jr., Alex	DB	5-9	180	Jr-2L	Orange, TX
87	Shetler, Greer	TE	6-4	200	Fr-HS	San Antonio, TX
16	Siverand, Kemah	WR	6-1	190	Fr-HS	Cypress, TX
47	Smith, Caden	TE	6-3	260	Sr-2L	Roscoe, TX
73	Stuckey, Jeremiah	OL	6-4	300	Jr-1L	Pacifica, CA
78	Sutherland, Keaton	OL	6-5	301	Fr-HS	Flower Mound, TX
19	Tabuyo, Jeremy	WR	5-11	191	Jr-2L	Honolulu, HI
69	Talbert, Brayden	OL	6-5	280	Fr-HS	Montgomery, TX
16	Thomas, Dwaine	LB	6-2	215	Fr-HS	Boutte, LA
34	Townsend, Blaine	RB	6-0	216	Sr-SQ	Wichita Falls, TX
17	Traylor, Jordan	QB	6-1	200	Jr-SQ	Gilmer, TX
46	Tripucka, Shane	P	6-3	215	So-SQ	Allen, TX
98	Walker, Hardreck	DL	6-2	300	Jr-2L	Spring, TX
11	Walker, Josh	LB	6-1	235	So-1L	Gilmer, TX
90	Washington, Deshawn	DL	6-3	285	Fr-RS	Nederland, TX
33	Washington, Shaan	LB	6-3	235	Jr-2L	Alexandria, LA
23	Watts, Armani	DB	5-11	195	So-1L	Forney, TX
84	Whatley, Morgan	WR	6-2	200	Fr-HS	Houston, TX
20	White, James	RB	6-0	220	So-1L	Pearland, TX
83	Whitley, Kyle	WR	6-2	215	Fr-RS	Troy, TX
83	Williams, Alonzo	DL	6-4	305	Sr-3L	Long Beach, CA
21	Williams, Brandon	RB/DB	6-0	205	Sr-2L	Brookshire, TX
6	Wilson, Donovan	DB	6-1	205	So-1L	Shreveport, LA
32	Wilson, Kevin	DB	6-1	205	Sr-RS	Daphne, AL

YEAR-BY-YEAR RECORDS

Year	Coach	Conf	Conf Finish	Overall	Bowls
1894	F.D. Perkins			1-1	
1895	Did not field a team				
1896	A.M. Soule, H.W. South			2-0-1	
1897	C.W. Taylor			1-2	
1898	H.W. Williams			4-2	
1899	W.A. Murray			4-2	
1900	W.A. Murray			2-2-1	
1901	W.A. Murray			1-4	
1902	J.E. Platt			7-0-2	
1903	J.E. Platt			7-3-1	
1904	J.E. Platt			4-2	
1905	W.E. Bachman			7-2	
1906	W.E. Bachman			6-1	
1907	L.L. Larson			6-1-1	
1908	N.A. Merriam			3-5	
1909	C.B. Moran			7-0-1	
1910	C.B. Moran			8-1	
1911	C.B. Moran			6-1	
1912	C.B. Moran			8-1	
1913	C.B. Moran			3-4-2	
1914	C.B. Moran			6-1-1	
SOUTHWEST CONFERENCE ERA (1915-1995)					
1915	E.H. Harlan	1-1	T-4th	6-2	
1916	E.H. Harlan	2-1	T-3rd	6-3	
1917	D.X. Bible	2-0	1st	8-0	
1918	D.V. Graves	1-1	T-3rd	6-1	
1919	D.X. Bible	4-0	1st	10-0	
1920	D.X. Bible	5-1	3rd	6-1-1	
1921	D.X. Bible	3-0-2	1st	6-1-2	Dixie Classic
1922	D.X. Bible	2-2	T-3rd	5-4	
1923	D.X. Bible	0-3-1	8th	5-3-1	
1924	D.X. Bible	2-2-1	4th	7-2-1	
1925	D.X. Bible	4-1	1st	7-1-1	
1926	D.X. Bible	1-3-1	6th	5-3-1	
1927	D.X. Bible	4-0-1	1st	8-0-1	
1928	D.X. Bible	1-3-1	5th	5-4-1	
1929	Matty Bell	2-3	6th	5-4	
1930	Matty Bell	0-5	7th	2-7	
1931	Matty Bell	3-2	3rd	7-3	
1932	Matty Bell	1-2-2	4th	4-4-2	
1933	Matty Bell	2-2-1	4th	6-3-1	
1934	Homer Norton	1-4-1	6th	2-7-2	
1935	Homer Norton	1-5	7th	3-7	
1936	Homer Norton	3-2-1	T-3rd	8-3-1	
1937	Homer Norton	2-2-2	5th	5-2-2	
1938	Homer Norton	2-3-1	5th	4-4-1	
1939	Homer Norton	6-0	1st	11-0	Sugar
1940	Homer Norton	5-1	T-1st	9-1	Cotton
1941	Homer Norton	5-1	1st	9-2	Cotton
1942	Homer Norton	2-3-1	5th	4-5-1	
1943	Homer Norton	4-1	2nd	7-2-1	Orange
1944	Homer Norton	2-3	T-4th	7-4	
1945	Homer Norton	3-3	T-3rd	6-4	
1946	Homer Norton	3-3	4th	4-6	
1947	Homer Norton	1-4-1	T-5th	3-6-1	
1948	Harry Stiteler	0-5-1	7th	0-9-1	
1949	Harry Stiteler	0-5-1	7th	1-8-1	
1950	Harry Stiteler	3-3	T-3rd	7-4	Presidential Cup
1951	Raymond George	1-3-2	5th	5-3-2	
1952	Raymond George	1-4-1	6th	3-6-1	
1953	Raymond George	1-5	T-6th	4-5-1	
1954	Paul "Bear" Bryant	0-6	7th	1-9	
1955	Paul "Bear" Bryant	4-1-1	2nd	7-2-1	
1956	Paul "Bear" Bryant	6-0	1st	9-0-1	
1957	Paul "Bear" Bryant	4-2	3rd	8-3	Gator
1958	Jim Myers	2-4	T-5th	4-6	
1959	Jim Myers	0-6	7th	3-7	
1960	Jim Myers	0-4-3	7th	1-6-3	
1961	Jim Myers	3-4	4th	4-5-1	
1962	Hank Foldberg	3-4	T-4th	3-7	
1963	Hank Foldberg	1-5-1	8th	2-7-1	
1964	Hank Foldberg	1-6	7th	1-9	
1965	Gene Stallings	1-6	T-7th	3-7	
1966	Gene Stallings	4-3	4th	4-5-1	
1967	Gene Stallings	6-1	1st	7-4	Cotton
1968	Gene Stallings	2-5	T-6th	3-7	
1969	Gene Stallings	2-5	T-6th	3-7	
1970	Gene Stallings	0-7	8th	2-9	
1971	Gene Stallings	4-3	4th	5-6	
1972	Emory Bellard	2-5	T-7th	3-8	
1973	Emory Bellard	3-4	6th	5-6	
1974	Emory Bellard	5-2	T-2nd	8-3	
1975	Emory Bellard	6-1	T-1st	10-2	Liberty
1976	Emory Bellard	6-2	3rd	10-2	Sun
1977	Emory Bellard	6-2	3rd	8-4	Bluebonnet
1978	Emory Bellard, Tom Wilson	4-4	5th	8-4	Hall of Fame
1979	Tom Wilson	4-4	5th	6-5	
1980	Tom Wilson	3-5	6th	4-7	
1981	Tom Wilson	4-4	5th	7-5	Independence
1982	Jackie Sherrill	3-5	T-6th	5-6	
1983	Jackie Sherrill	4-3-1	T-3rd	5-5-1	
1984	Jackie Sherrill	3-5	7th	6-5	
1985	Jackie Sherrill	7-1	1st	10-2	Cotton
1986	Jackie Sherrill	7-1	1st	9-3	Cotton
1987	Jackie Sherrill	6-1	1st	10-2	Cotton
1988	Jackie Sherrill	6-1	2nd	7-5	
1989	R.C. Slocum	6-2	T-2nd	8-4	Hancock
1990	R.C. Slocum	5-2-1	T-2nd	9-3-1	Holiday
1991	R.C. Slocum	8-0	1st	10-2	Cotton
1992	R.C. Slocum	7-0	1st	12-1	Cotton
1993	R.C. Slocum	7-0	1st	10-2	Cotton
1994	R.C. Slocum	6-0-1	ineligible	10-0-1	
1995	R.C. Slocum	5-2	T-2nd	9-3	Alamo
BIG 12 CONFERENCE ERA (1996-2011)					
1996	R.C. Slocum	4-4	3rd (s)	6-6	
1997	R.C. Slocum	6-2	1st (s)	9-4	Cotton
1998	R.C. Slocum	7-1	1st	11-3	Sugar
1999	R.C. Slocum	5-3	T-2nd (s)	8-4	Alamo
2000	R.C. Slocum	5-3	3rd (s)	7-5	Independence
2001	R.C. Slocum	4-4	T-3rd (s)	8-4	Galleryfurniture.com
2002	R.C. Slocum	3-5	5th (s)	6-6	
2003	Dennis Franchione	2-6	5th (s)	4-8	
2004	Dennis Franchione	5-3	3rd (s)	7-5	Cotton
2005	Dennis Franchione	3-5	4th (s)	5-6	
2006	Dennis Franchione	5-3	3rd (s)	9-4	Holiday
2007	Dennis Franchione	4-4	T-4th (s)	7-6	Alamo
2008	Mike Sherman	2-6	T-5th (s)	4-8	
2009	Mike Sherman	3-5	5th (s)	6-7	Independence
2010	Mike Sherman	6-2	T-1st (s)	9-4	Cotton
2011	Mike Sherman	4-5	T-6th	7-6	Texas
SEC CONFERENCE ERA (2012-Present)					
2012	Kevin Sumlin	6-2	T2-W	11-2	Cotton
2013	Kevin Sumlin	4-4	4-W	9-4	Chick-fil-A
2014	Kevin Sumlin	3-5	6-W	8-5	Liberty

BOWL RESULTS (17-19)

Bowl	Opponent	Result	Date
Dixie Classic	Centre College	W 22-14	1-2-22
Sugar	Tulane	W 14-13	1-1-40
Cotton	Fordham	W 13-12	1-1-41
Cotton	Alabama	L 29-21	1-1-42
Orange	LSU	L 19-14	1-1-44
Presidential Cup	Georgia	W 40-20	12-8-50
Gator	Tennessee	L 3-0	12-27-57
Cotton	Alabama	W 20-16	1-1-68
Liberty	USC	L 20-0	12-22-75
Sun	Florida	W 37-14	1-2-77
Bluebonnet	USC	L 47-28	12-31-77
Hall of Fame	Iowa State	W 28-12	12-20-78
Independence	Oklahoma State	W 33-16	12-12-81
Cotton	Auburn	W 36-16	1-1-86
Cotton	Ohio State	L 28-12	1-1-87
Cotton	Notre Dame	W 35-10	1-1-88
Sun	Pittsburgh	L 31-28	12-30-89
Holiday	BYU	W 65-14	12-29-90
Cotton	Florida State	L 10-2	1-1-92
Cotton	Notre Dame	L 28-3	1-1-93
Cotton	Notre Dame	L 24-21	1-1-94
Alamo	Michigan	W 22-20	12-29-95
Cotton	UCLA	L 29-23	1-1-98
Sugar	Ohio State	L 24-14	1-1-99
Alamo	Penn State	L 24-0	12-28-99
Independence	Mississippi State	L 43-41 (OT)	12-31-00
Houston	TCU	W 28-9	12-28-01
Cotton	Tennessee	L 38-7	1-1-05
Holiday	California	L 45-10	12-28-06
Alamo	Penn State	L 24-17	12-29-07
Independence	Georgia	L 44-20	12-28-09
Cotton	LSU	L 41-24	1-7-11
Texas	Northwestern	W 33-22	12-31-11
Cotton	Oklahoma	W 41-13	1-4-13
Chick-fil-A	Duke	W 52-48	12-31-13
Liberty	West Virginia	W 45-37	12-29-14

2015 SCHEDULE

Sept. 3	WESTERN KENTUCKY (7:00 CT – SECN)	VU leads 3-0
Sept. 12	GEORGIA* (2:30 CT – CBS)	GA leads 19-54-2
Sept. 19	AUSTIN PEAY (3:00 CT – SECNA)	VU leads 1-0
Sept. 26	at Ole Miss*	UM leads 39-49-2
Oct. 3	at Middle Tennessee	VU leads 12-3
Oct. 17	at South Carolina*	SC leads 4-20
Oct. 24	MISSOURI*	Tied 3-3-1
Oct. 31	at Houston	VU leads 1-0
Nov. 7	at Florida*	UF leads 10-35-2
Nov. 14	KENTUCKY*	UK leads 41-42-4
Nov. 21	TEXAS A&M*	A&M leads 0-1
Nov. 28	at Tennessee*	UT leads 30-74-5

*SEC Game

Vanderbilt University
Commodores Quick Facts

LOCATION: Nashville, Tennessee

FOUNDED: 1873

ENROLLMENT: 6,885

NICKNAME: Commodores

COLORS: Black and Gold (PMS 873)

STADIUM: Dudley Field/Vanderbilt Stadium (40,350)

PLAYING SURFACE: Synthetic (Shaw Sportexe)

FIRST GAME: Sept. 12, 1981 – Vanderbilt 23, Maryland 17

HOME RECORD: 72-115-1 (.386)

HOME ATTENDANCE: 274,063 (34,258 avg./93.83% Capacity)

ALL-TIME RECORD: 584-592-50 (.497/1,226 games)

2014 RECORD: 3-9 (3-4 H, 0-4 A, 0-1 N, 0-6 vs. Eastern Division)

2014 SEC RECORD/FINISH: 0-8/7th SEC East

SEC CHAMPIONSHIPS: 0

BOWL: N/A

BOWL APPEARANCES: 7

BOWL RECORD: 4-2-1 (.643)

LAST BOWL APPEARANCE: BBVA Compass Bowl, Birmingham, Ala. (defeated Houston, 41-24, Jan. 4, 2014)

NICK ZEPPOS
Chancellor
(Wisconsin, '76)

DR. SUSAN WENTE
Faculty Representative
(University of Iowa, '84)

DAVID WILLIAMS II
Athletics Director
(Northern Michigan, '69)

DEREK MASON
Head Football Coach
(Northern Arizona, 1993)

DEREK MASON

HOMETOWN: Phoenix, Ariz.

ALMA MATER: Northern Arizona, 1993

PLAYING CAREER: Northern Arizona, 1989-92

COACHING EXPERIENCE: Positions since 2004 include: 2013 Stanford University (Willie Shaw Director of Defense); 2011-12 Stanford (associate head coach/defensive coordinator); 2010 Stanford (defensive backs); 2007-09 Minnesota Vikings (assistant defensive backs coach); 2005-06 Ohio University (wide receivers); 2004 New Mexico State (wide receivers).

COACHING ACHIEVEMENTS: Introduced Jan. 17, 2014 as the 28th head coach in Vanderbilt history. Notched first career victory as head coach in dramatic style, guiding team to 34-31 win over UMass on Sept. 13. In 2012, Mason was named as a finalist for the Broyles Award, given annually to the nation's top assistant coach. Hired to Stanford by head coach Jim Harbaugh, Mason helped the Cardinal to unprecedented success, including four straight BCS bowl games, consecutive Pac-12 league titles and back-to-back appearances in the Rose Bowl. Stanford goes 23-4 overall in Mason's first two years as coordinator, wins 2012 Pac-12 title, captures 2012 Rose Bowl over Wisconsin, and plays in the 2011 BCS Fiesta Bowl. Mason's Stanford defenses annually ranked among the NCAA's top units in numerous categories. In back-to-back wins in 2012-13, Mason directed a Stanford defense that stymied the powerful University of Oregon spread attack. At Minnesota, Mason played a vital role in consecutive NFC North titles captured by the Vikings from 2008-09. Worked as an offensive assistant at Ohio University under Head Coach Frank Solich in 2005-06.

BORN: Sept. 29, 1969

WIFE: Leighanne

CHILDREN: Two daughters, Makenzie and Sydney

YEAR-BY-YEAR

Year	School	Conf.	Pct.	All	Pct.	Bowl
2014	Vanderbilt	0-8	.000	3-9	.250	
TOTALS		**0-8**	**.000**	**3-9**	**.250**	**1 Year**

ASSISTANT COACHES

ANDY LUDWIG (Portland State, 1987) Offensive Coordinator/QBs – 1st Year

KENWICK THOMPSON (Harding, 1992) Assoc. Head Coach/LBs – 2nd Year

CHARLES BANKINS (James Madison, 1994) Special Teams Coord./RBs – 5th Year

GERRY GDOWSKI (Nebraska, 1990) Recruiting Coordinator/TEs – 2nd Year

CORTEZ HANKTON (Texas Southern, 2003) Wide Receivers – 1st Year

KEVEN LIGHTNER (Nebraska, 1996) Offensive Line – 2nd Year

FRANK MAILE (Utah State, 2008) Defensive Line – 2nd Year

MARC MATTIOLI (Rhodes College, 1999) Safeties – 1st Year

BRETT MAXIE (Texas Southern, 1985) Cornerbacks – 2nd Year

SUPPORT STAFF

JAMES DOBSON (Wisconsin, 1996) Head Strength Coach

BEN SCHUMACHER (Concordia Univ., 2008) Asst. Strength Coach

TYLER CLARKE (Iowa, 2005) Asst. Strength Coach

RETURNING OFFENSIVE STARTERS

No.	Name	POS	CLASS	HT	WT	EXP	Hometown/Last School
2	Johnny McCrary	QB	R-So	6-4	225	1L	Decatur, Ga./Cedar Grove HS
7	Ralph Webb	RB	R-So.	5-10	200	1L	Gainesville, Fla./Gainesville HS
19	D.J. Duncan	WR	R-So.	5-10	200	1L	Montgomery, Ala./St. James School
86	Latevius Rayford	WR	Jr.	6-0	195	1L	Memphis, Tenn./Whitehaven HS
81	Steven Scheu	TE	Sr.	6-5	245	3L	Evansville, Ind./Reitz Memorial HS
53	Jake Bernstein	OL	Sr.	6-4	312	3L	Lake in the Hills, Ill./Crystal Lake South HS
77	Spencer Pulley	OL	Sr.	6-4	300	3L	Germantown, Tenn./Evangelical HS
50	Andrew Jelks	OL	R-Jr.	6-5	305	2L	Paris, Tenn./Henry Co. HS

RETURNING DEFENSIVE STARTERS

No.	Name	POS	CLASS	HT	WT	EXP	Hometown/Last School
55	Caleb Azubike	DL	Sr.	6-4	270	3L	Nashville, Tenn./McGavock HS
69	Adam Butler	DL	R-Jr.	6-5	305	2L	Duncanville, Texas/Duncanville HS
52	Nigel Bowden	ILB	R-So.	6-2	240	1L	Macon, Ga./Central HS
41	Zach Cunningham	ILB	R-So.	6-4	238	1L	Pinson, Ala./Pinson Valley HS
45	Stephen Weatherly	OLB	R-Jr.	6-5	255	2L	Snellville, Ga./Shiloh HS
5	Torren McGaster	CB	R-Jr.	6-0	195	2L	Daphne, Ala./Daphne HS
3	Taurean Ferguson	CB	R-So.	5-10	190	1L	Jonesboro, Ga./Jonesboro HS
20	Oren Burks	Saf	R-So.	6-3	208	1L	Fairfax Station, Va./South Co. HS
32	Andrew Williamson	Saf	Sr.	6-1	205	3L	San Antonio, Texas/Stevens HS

STARTERS LOST

Name	POS	CLASS	HT	WT
Joe Townsend	C	Sr.	6-4	310
Kellen Williams	FB	Sr.	6-1	235
Vince Taylor	DT	Sr.	6-3	315
Kyle Woestmann	DE/OLB	Sr.	6-3	255
Andrew East	Snapper	Sr.	6-2	235

RETURNING STATISTICAL LEADERS

RUSHING:	G	ATT	NET	AVG	TD	LONG	AVG/G
Ralph Webb	12	212	912	4.3	4	28	76.0
Dallas Rivers	12	61	218	3.6	2	12	18.2

PASSING:	G	EFFIC	COMP-ATT-INT	PCT	YARDS	TD	AVG./G
Johnny McCrary	7	114.8	78-152-8	51.3	985	9	140.7
Wade Freebeck	5	81.8	34-72-5	47.2	376	1	75.2

RECEIVING:	G	REC	YARDS	AVG	TD	LONG	AVG/G
Steven Scheu	12	39	525	13.5	4	44	43.8
Latevius Rayford	12	36	350	9.7	1	24	29.2
C.J. Duncan	11	28	441	15.8	4	65	40.1
Chandler Dorrell	11	10	118	11.8	0	36	10.7

DEFENSE:	G	UA-A-TT	TFL/YDS	SACKS	INT	PBU	FF/FR	QH
Nigel Bowden	11	37-41-78	2.0-12	1.0-7	0-0	1	1/0	2
Zach Cunningham	11	37-30-67	6.5-13	1.5-7	0-0	2	1/0	1
Torren McGaster	12	46-20-66	3.5-9	0.0-0	2-6	5	1/0	0
Stephen Weatherly	12	30-25-55	12.5-47	4.5-32	0-0	1	1/0	2
Andrew Williamson	12	32-22-54	4.0-9	0.0-0	0-0	3	0/0	1
Darreon Herring	12	23-22-45	3.5-7	0.5-4	0-0	0	0/0	1
Jahmel McIntosh	12	24-16-40	1.5-2	0.0-0	1-35	2	0/0	1

2014 RESULTS

3-9 Overall • 0-8 SEC

Home: 3-4 Away: 0-4 Neutral: 0-1 vs. Division: 0-6 vs. Top 25: 0-4

Aug. 28	[rv/--]	TEMPLE	31,731	L	7-37
Sept. 6		OLE MISS* (15/17)	43,260	L	3-41
Sept. 13		UMASS	33,386	W	34-31
Sept. 20		SOUTH CAROLINA* (14/16)	34,441	L	34-48
Sept. 27		at Kentucky*	56,940	L	7-17
Oct. 4		at Georgia* (13/12)	92,746	L	17-44
Oct. 11		CHARLESTON SOUTHERN	26,738	W	21-20
Oct. 25		at Missouri* (rv/rv)	65,264	L	14-24
Nov. 1		OLD DOMINION	28,966	W	42-28
Nov. 8		FLORIDA* (rv/--)	35,191	L	10-34
Nov. 22		at Mississippi State* (4/4)	60,493	L	0-51
Nov. 29		TENNESSEE*	40,350	L	17-24

[AP/Coaches] – Denotes team ranking at the time of the game; (AP/Coaches) – Denotes opponent ranking at the time of the game

VANDERBILT Team Information

BASIC OFFENSE: Multi-Set

BASIC DEFENSE: 3-4

LETTERMEN RETURNING: 52

OFFENSE: 23

DEFENSE: 25

SPECIALTY: 4

LETTERMEN LOST: 21

OFFENSE: 11

DEFENSE: 8

SPECIALTY: 2

STARTERS RETURNING: 20

OFFENSE: 9

DEFENSE: 9

SPECIALTY: 2

STARTERS LOST: 4

OFFENSE: 2

DEFENSE: 2

SPECIALTY: 0

NOTE: Specialists include punter and place-kicker only.

ALL-STAR CANDIDATES

Steven SCHEU

Sr. • TE • 6-5 • 245 • Evansville, Ind.

- Scheu earned second team All-Southeastern Conference honors from the Associated Press in 2014.
- Scheu has been named to the 2015 Mackey Award (tight ends) preseason watchlist
- Scheu paced Commodore receivers last year with 39 catches and 525 receiving yards.
- Scheu's 39 receptions was the most by any SEC tight end. His receiving yardage total from 2014 is the most by a Commodore tight end in more than three decades.

Ralph WEBB

R-So. • RB • 5-10 • 202 • Gainesville, Fla.

- Webb established new Vanderbilt freshman team records with 907 rushing yards and 212 rush attempts.
- Webb's rushing total ranked No. 2 among Southeastern Conference freshman running backs behind Georgia's Nick Chubb.
- Webb's 2015 rushing total ranked No. 7 all-time among Vanderbilt running backs.
- Named to Athlon Sports' 2015 preseason All-Southeastern Conference team.

Nigel BOWDEN

R-So. • IL • 6-2 • 240 • Macon, Ga.

- Bowden earned Freshman All-SEC honors from the coaches as a starting inside linebacker in 2014.
- Concluded the 2014 season with a team-high 78 total tackles, the highest total among SEC freshman linebackers.
- Became the first freshman to pace Vanderbilt defenders in total tackles since linebacker Jamie Winborn did so in 1998.
- Averaged nearly nine tackles against SEC competition.

Spencer PULLEY

Sr. • C/OG • 6-4 • 300 • Germantown, Tenn.

- Named to 2015 preseason watchlist for Rimington Trophy (centers) though making to the position full-time as a fifth-year senior.
- Pulley has started 25 consecutive games, highest active total by a Commodore.
- In 2014, Pulley played virtually every meaningful offensive snap for the Commodores at offensive guard.

2015 ALAPHABETICAL ROSTER

No.	Name	POS	HT	WT	YR	CL	Hometown
94	Torey Agee	DE	6-4	277	R-Jr.	2L	Opelika, Ala.
88	Kyle Anderton	TE	6-4	252	Fr.	HS	Hendersonville, Tenn.
55	Caleb Azubike	DE	6-4	270	Sr.	3L	Nashville
24	Jalen Banks	SAF	5-11	195	R-So.	1L	Markham, Ill.
42	Ladarius Banks	FB	6-2	265	R-So.	RS	Dallas, Ga.
4	Tre Bell	CB	5-11	175	R-So.	1L	Union, N.J.
53	Jake Bernstein	OL	6-4	312	R-Sr.	3L	Lake in the Hills, Ill.
23	Khari Blasingame	ILB	6-1	217	R-Fr.	RS	New Market, Ala.
52	Nigel Bowden	ILB	6-1	240	So.	1L	Macon, Ga.
20	Oren Burks	SAF	6-3	212	R-So.	1L	Fairfax Station, Va.
69	Adam Butler	DL	6-4	305	R-Jr.	2L	Duncanville, Texas
11	Rashad Canty	WR	6-3	215	R-Fr.	RS	Riverdale, Ga.
90	Sekou Clark	DE	6-3	264	R-Fr.	RS	Denton, Texas
16	Colby Cooke	P	6-3	218	R-Jr.	2L	Goochland, Va.
22	Josh Crawford	RB	5-10	205	Fr.	HS	Wetumpka, Ala.
64	Delando Crooks	OL	6-5	315	R-So.	1L	Atlanta, Ga.
41	Zach Cunningham	ILB	6-4	234	R-So.	1L	Pinson, Ala.
70	Darion DeBrossard	DL/OL	6-5	330	Fr.	HS	Snellville, Ga.
76	EJ DellaRipa	OL	6-4	300	So.	TR	Castaic, Calif.
84	Sam Dobbs	TE	6-4	220	Fr.	HS	Douglasville, Ga.
18	Chandler Dorrell	WR	5-11	182	R-So.	1L	Nashville
89	Sean Dowling	TE	6-5	273	R-So.	1L	Fallbrook, Calif.
19	C.J. Duncan	WR	5-11	200	R-So.	1L	Montgomery, Ala.
36	Trey Ellis	WR/PR	5-9	165	So.	1L	Charlotte, N.C.
3	Taurean Ferguson	CB	5-9	185	R-So.	1L	Jonesboro, Ga.
12	Wade Freebeck	QB	6-5	224	So.	1L	Davie, Fla.
66	Blake Fromang	OL	6-7	300	R-Jr.	2L	Orlando, Fla.
27	Jaire George	RB	6-1	212	Fr.	HS	Hyattville, Md.
56	Barrett Gouger	OL	6-4	310	R-Jr.	2L	Soddy Daisy, Tenn.
75	Bailey Granier	OL	6-6	314	R-Fr.	RS	Galliano, La.
85	Curtis Graves	WR	6-1	197	Jr.	1L	Alpharetta, Ga.
43	Jordan Griffin	ILB	6-1	215	Fr.	HS	Tampa, Fla.
60	Cole Hardin	OL	6-4	305	R-Fr.	RS	Florence, Ala.
11	Harding Harper	ILB	6-2	245	R-Jr.	2L	Montgomery, Ala.
31	Tre Herndon	CB	6-1	182	So.	1L	Chattanooga, Tenn.
35	Darreon Herring	ILB	6-1	232	Sr.	3L	Stone Mountain, Ga.
33	Jay Hockaday	ATH	6-3	215	Fr.	HS	Nashville, Tenn.
74	Will Holden	OL	6-6	312	R-Jr.	2L	Green Cove Springs, Fla.
50	Andrew Jelks	OL	6-6	305	R-Jr.	2L	Paris, Tenn.
37	Wilson Johnson	SN	6-0	208	Jr.	SQ	Nashville
82	Kris Kentera	WR	6-4	213	Sr.	3L	Colorado Springs, Colo.
77	Nifae Lealao	DT	6-5	320	So.	1L	Sacramento, Calif.
99	Hayden Lekacz	PK	6-0	193	So.	1L	Glen Ellyn, Ill.
30	Bryce Lewis	CB	6-0	181	R-Fr.	RS	Lilburn, Ga.

No.	Name	POS	HT	WT	YR	CL	Hometown
83	Nathan Marcus	TE	6-5	240	R-So.	1L	Glen Ellyn, Ill.
78	Kevin McCoy	OL	6-5	310	R-Jr.	1L	Tampa, Fla.
2	Johnny McCrary	QB	6-4	224	R-So.	1L	Decatur, Ga.
5	Torren McGaster	CB	6-0	196	R-Jr.	2L	Daphne, Ala.
27	Jahmel McIntosh	SAF	6-1	196	R-Sr.	3L	Cleveland, Miss.
44	Nehemiah Mitchell	OLB	6-4	260	Jr.	TR	Hayward, Calif.
8	Ronald Monroe	WR	6-3	200	R-Fr.	RS	Houston, Texas
97	Reid Nelson	P	6-2	190	R-Fr.	RS	Hueytown, Ala.
34	Dare Odeyingbo	OLB	6-2	242	Fr.	HS	Irving, Texas
17	Tommy Openshaw	P/PK	6-2	184	R-So.	1L	Jacksonville, Fla.
9	Caleb Peart	OLB	6-1	240	Fr.	HS	Gilbert, Ariz.
57	Ean Pfeifer	OL	6-4	285	Fr.	HS	Bentonville, Ark.
80	Jared Pinkney	WR	6-4	230	Fr.	HS	Norcross, Ga.
77	Spencer Pulley	OL	6-4	300	R-Sr.	3L	Germantown,Tenn.
86	Latevius Rayford	WR	6-1	193	Jr.	1L	Memphis, Tenn.
61	Bruno Reagan	OL	6-3	330	R-Fr.	RS	Clarksville, Tenn.
29	Andrew Rector	SAF	6-0	195	Fr.	HS	Nashville
28	Dallas Rivers	RB	6-1	227	So.	1L	Stone Mtn., Ga.
81	Steven Scheu	TE	6-5	245	R-Sr.	3L	Evansville, Ind.
60	Jacob Schultz	SN	6-4	226	Jr.	SQ	Murfreesboro, Tenn.
9	Caleb Scott	WR	6-1	190	So.	1L	Suwanee, Ga.
21	Donovan Sheffield	CB	5-11	180	Fr.	HS	Nashville, Tenn.
10	Trent Sherfield	WR	6-1	198	So.	1L	Danville, Ill.
14	Kyle Shurmur	QB	6-4	215	Fr.	HS	Philadelphia, Pa.
6	Darrius Sims	WR	5-9	182	Jr.	2L	Memphis, Tenn.
58	Justin Skule	OL	6-6	310	Fr.	HS	Clifton, Va.
7	Emmanuel Smith	SAF	6-2	224	So.	1L	Murfreesboro, Tenn.
25	Josh Smith	LB	6-3	234	Fr.	HS	Murfreesboro, Tenn.
71	Jared Southers	OL	6-4	300	Fr.	HS	South Orange, N.J.
10	Shawn Stankavage	QB	6-2	197	R-Fr.	RS	Durham, N.C.
99	Landon Stokes	OLB	6-4	240	R-So.	1L	Orlando, Fla.
2	Tre Tarpley	SAF	6-0	209	So.	1L	Pittsburgh, Pa.
40	Ja'karri Thomas	ILB	6-1	235	R-Jr.	2L	Tallahassee, Fla.
95	Riley Tindol	DE	6-5	270	R-Fr.	RS	Billingsley, Ala.
45	Stephen Weatherly	OLB	6-5	250	R-Jr.	2L	Snellville, Ga.
7	Ralph Webb	RB	5-10	200	R-So.	1L	Gainesville, Fla.
14	Ryan White	SAF	5-9	188	R-So.	1L	Louisville, Ky.
13	LaDarius Wiley	CB	6-1	205	So.	1L	Los Angeles, Calif.
32	Andrew Williamson	SAF	6-1	207	R-Sr.	3L	San Antonio, Texas
51	Davis Winkie	SN	6-4	245	R-Fr.	RS	Cumming, Ga.
15	DeAndre Woods	TE	6-3	237	R-So.	1L	Clay, Ala.
74	Jay Woods	DT	6-3	285	R-So.	1L	Jackson, Ga.
47	Charles Wright	OLB	6-3	236	R-Fr.	RS	Irvine, Calif.
49	Jonathan Wynn	DE	6-4	248	R-So.	1L	Stone Mtn., Ga.

YEAR-BY-YEAR RECORDS

Year	Coach	SEC	SEC Finish	Overall	Bowls
1890	Elliott H. Jones			1-0	
1891	Elliott H. Jones			3-1	
1892	Elliott H. Jones			4-4	
1893	W.J. Keller			6-1	
1894	Henry Thornton			7-1	
1895	C.L. Upton			5-3-1	
1896	R.G. Acton			3-2-2	
1897	R.G. Acton			6-0-1	
1898	R.G. Acton			1-5	
1899	J.L. Crane			7-2	
1900	J.L. Crane			4-4-1	
1901	W.H. Watkins			6-1-1	
1902	W.H. Watkins			8-1	
1903	J.H. Henry			6-1-1	
1904	Dan McGugin			9-0	
1905	Dan McGugin			7-1	
1906	Dan McGugin			8-1	
1907	Dan McGugin			5-1-1	
1908	Dan McGugin			7-2-1	
1909	Dan McGugin			7-3	
1910	Dan McGugin			8-0-1	
1911	Dan McGugin			8-1	
1912	Dan McGugin			8-1-1	
1913	Dan McGugin			5-3	
1914	Dan McGugin			2-6	
1915	Dan McGugin			9-1	
1916	Dan McGugin			7-1-1	
1917	Dan McGugin			5-3	
1918	Ray Morrison (acting)			4-2	
1919	Dan McGugin			5-1-2	
1920	Dan McGugin			5-3-1	
1921	Dan McGugin			7-0-1	
1922	Dan McGugin			8-0-1	
1923	Dan McGugin			5-2-1	
1924	Dan McGugin			6-3-1	
1925	Dan McGugin			6-3	
1926	Dan McGugin			8-1	
1927	Dan McGugin			8-1-2	
1928	Dan McGugin			8-2	
1929	Dan McGugin			7-2	
1930	Dan McGugin			8-2	
1931	Dan McGugin			5-4	
1932	Dan McGugin			6-1-2	
1933	Dan McGugin	2-2-2	6t	4-3-3	–
1934	Dan McGugin	4-3	6	6-3	–
1935	Ray Morrison	5-1	2	7-3	–
1936	Ray Morrison	1-3-1	9	3-5-1	–
1937	Ray Morrison	4-2	4	7-2	–
1938	Ray Morrison	4-3	6	6-3	–
1939	Ray Morrison	1-6	11	2-7-1	–
1940	Red Sanders	1-5-1	11	3-6-1	–
1941	Red Sanders	3-2	6	8-2	–
1942	Red Sanders	2-4	8	6-4	–
1943	Herc Alley	0-0	–	5-0	–
1944	Doby Bartling	0-0	–	3-0-1	–
1945	Doby Bartling	2-4	9	3-6	–
1946	Red Sanders	3-4	7	5-4	–
1947	Red Sanders	3-3	4t	6-4	–
1948	Red Sanders	4-2-1	4	8-2-1	–
1949	Bill Edwards	4-4	7	5-5	–
1950	Bill Edwards	3-4	7t	7-4	–
1951	Bill Edwards	3-5	7	6-5	–
1952	Bill Edwards	1-4-1	11	3-5-2	–
1953	Art Guepe	1-5	10t	3-7	–
1954	Art Guepe	1-5	11t	2-7	–
1955	Art Guepe	4-3	5	8-3	Gator
1956	Art Guepe	2-5	8t	5-5	–
1957	Art Guepe	3-3-1	6t	5-3-2	–
1958	Art Guepe	2-1-3	4	5-2-3	–
1959	Art Guepe	3-2-2	5t	5-3-2	–
1960	Art Guepe	0-7	12	3-7	–
1961	Art Guepe	1-6	12	2-8	–
1962	Art Guepe	1-6	11	1-9	–
1963	Jack Green	0-5-2	10	1-7-2	–
1964	Jack Green	1-4-1	9	3-6-1	–
1965	Jack Green	1-5	9t	2-7-1	–
1966	Jack Green	0-6	9t	1-9	–
1967	Bill Pace	0-6	9t	2-7-1	–
1968	Bill Pace	2-3-1	8	5-4-1	–
1969	Bill Pace	2-3	7	4-6	–
1970	Bill Pace	1-5	9	4-7	–
1971	Bill Pace	1-5	7	4-6	–
1972	Bill Pace	0-6	10	3-8	–
1973	Steve Sloan	1-5	10	5-6	–
1974	Steve Sloan	2-3-1	7t	7-3-2	Peach
1975	Fred Pancoast	2-4	6t	7-4	–
1976	Fred Pancoast	0-6	9t	2-9	–
1977	Fred Pancoast	0-6	9t	2-9	–
1978	Fred Pancoast	0-6	10	2-9	–
1979	George MacIntyre	0-6	9t	1-10	–
1980	George MacIntyre	0-6	9t	2-9	–
1981	George MacIntyre	1-5	10	4-7	–
1982	George MacIntyre	4-2	3t	8-4	Hall of Fame
1983	George MacIntyre	0-6	9t	2-9	–
1984	George MacIntyre	2-4	7t	5-6	–
1985	George MacIntyre	1-4-1	7	3-7-1	–
1986	Watson Brown	0-6	10	1-10	–
1987	Watson Brown	1-5	7t	4-7	–
1988	Watson Brown	2-5	8t	3-8	–
1989	Watson Brown	0-7	10	1-10	–
1990	Watson Brown	1-6	8t	1-10	–
1991	Gerry DiNardo	3-4	6t	5-6	–
1992	Gerry DiNardo	2-6	T5-E	4-7	–
1993	Gerry DiNardo	#2-6	6-E	#5-6	–
1994	Gerry DiNardo	2-6	5-E	5-6	–
1995	Rod Dowhower	1-7	6-E	2-9	–
1996	Rod Dowhower	0-8	6-E	2-9	–
1997	Woody Widenhofer	0-8	6-E	3-8	–
1998	Woody Widenhofer	1-7	5-E	2-9	–
1999	Woody Widenhofer	2-6	5-E	5-6	–
2000	Woody Widenhofer	1-7	5-E	3-8	–
2001	Woody Widenhofer	0-8	6-E	2-9	–
2002	Bobby Johnson	0-8	6-E	2-10	–
2003	Bobby Johnson	1-7	T5-E	2-10	–
2004	Bobby Johnson	1-7	T5-E	2-9	–
2005	Bobby Johnson	3-5	T4-E	5-6	–
2006	Bobby Johnson	1-7	6-E	4-8	–
2007	Bobby Johnson	2-6	6-E	5-7	–
2008	Bobby Johnson	4-4	T3-E	7-6	Music City
2009	Bobby Johnson	0-8	6-E	2-10	–
2010	Robbie Caldwell	1-7	6-E	2-10	–
2011	James Franklin	2-6	T4-E	6-7	Liberty
2012	James Franklin	5-3	4-E	9-4	Music City
2013	James Franklin	4-4	4-E	9-4	Compass
2014	Derek Mason	0-8	7-E	3-9	

Includes game forfeited to Vanderbilt

BOWL RESULTS (4-2-1)

Bowl	Opponent	Result	Date
Gator	Auburn	W 25-13	12-31-55
Peach	Texas Tech	T 6-6	12-28-74
Hall of Fame	Air Force	L 28-36	12-31-82
Music City	Boston College	W 16-14	12-31-08
Liberty	Cincinnati	L 24-31	12-31-11
Music City	N.C. State	W 38-24	12-31-12
Compass	Houston	W 41-24	1-4-14

2014 FINAL SEC STANDINGS

EASTERN DIVISION

	SEC	Pct.	PF	PA	Overall	Pct.	PF	PA	Home	Away	Neutral	vs. Div.	Top 10	Top 25	Streak
#Missouri	7-1	.875	191	153	11-3	.786	389	295	5-2	5-0	1-1	5-1	0-1	3-2	W1
Georgia	6-2	.750	310	195	10-3	.769	537	269	6-1	3-1	1-1	4-2	1-0	4-2	W1
Florida	4-4	.500	199	206	7-5	.583	363	253	3-3	2-2	2-0	4-2	1-2	1-2	W1
Tennessee	3-5	.375	204	217	7-6	.538	376	315	4-3	2-3	1-0	3-3	0-4	0-4	W2
South Carolina	3-5	.375	272	294	7-6	.538	424	395	4-3	2-3	1-0	3-3	1-1	1-3	W1
Kentucky	2-6	.250	183	300	5-7	.417	350	375	5-2	0-5	0-0	2-4	0-1	0-3	L6
Vanderbilt	0-8	.000	102	283	3-9	.250	206	399	3-5	0-4	0-0	0-6	0-1	0-4	L3

WESTERN DIVISION

	SEC	Pct.	PF	PA	Overall	Pct.	PF	PA	Home	Away	Neutral	vs. Div.	Top 10	Top 25	Streak
%Alabama	7-1	.875	266	154	12-2	.857	517	258	7-0	3-1	2-1	5-1	1-1	5-2	L1
Mississippi State	6-2	.750	270	180	10-3	.769	480	282	7-0	3-2	0-1	4-2	3-2	3-2	L2
Ole Miss	5-3	.625	202	135	9-4	.692	368	208	6-1	2-2	1-1	3-3	2-2	3-3	L1
Auburn	4-4	.500	275	262	8-5	.615	461	347	6-1	2-3	0-1	3-3	1-2	3-4	L2
LSU	4-4	.500	153	166	8-5	.615	359	228	5-2	2-2	1-1	2-4	1-2	2-2	L1
Texas A&M	3-5	.375	223	293	8-5	.615	458	365	3-3	3-2	2-0	2-4	2-2	2-3	W1
Arkansas	2-6	.250	165	177	7-6	.538	415	250	5-2	1-3	1-1	2-4	1-5	2-6	W1

- SEC Eastern Division Champion; % - SEC Champion

NOTES: vs. Top 10 and Top 25 - Record vs. teams in Top 10 and Top 25 (AP, Coaches) when game was played; Teams listed in alphabetical order unless tie-breaker applicable

SEC SENDS NCAA-RECORD 12 TEAMS TO BOWL GAMES

During the last nine years (2006-14), Southeastern Conference football has experienced success that is unparalleled in its football history and in the history of college football. During this tenure, the SEC's achievements have been demonstrated by:

- Triumphs in BCS bowl games, including the BCS National Championship Game
- Non-conference success in regular season and bowl games
- Defeating highly-ranked non-conference teams
- Success in the polls and rankings
- Individual awards and All-America Teams
- Academic and Community Service Standouts
- Continued accomplishments of former SEC student-athletes in the NFL

SEC IN BOWL GAMES

- The SEC had a NCAA-record 12 teams participate in post-season bowl games in 2014-15. The SEC has sent no less than eight teams to post-season bowls in each of the last nine seasons.
- The SEC sent nine teams to bowl games in 2006, 2007, 2011 and 2012, eight teams in 2008 and 10 teams in 2009, 2010 and 2013.
- The most wins by the SEC in a bowl season is seven, set in 2007 and matched again in 2013 and 2014. During the last eight years (2007-14), the SEC is 50-27 (.649) in post-season bowl games.
- The SEC led the nation in bowl victories this postseason, while second among the Power Five conferences in bowl winning percentage in the first year of the College Football Playoff era.
- The SEC also won seven postseason bowl games in 2007 and 2013. The SEC is 56-30 (.651) in bowl games since 2006, winning six or more bowl games each year but 2010, when the league finished 5-5.
- The SEC was represented by three teams in New Year's Six/Access Bowls this season (Alabama – AllState Sugar; Ole Miss – Chick-fil-A Peach; Mississippi State-Capital One Orange), with the Crimson Tide appearing in the semifinal of the inaugural College Football Playoff.

MOST BOWL APPEARANCES BY CONFERENCE

1. 12 – SEC, 2014
2. 11 – ACC, 2013, 2014
3. 10 – SEC, 2009, 2010, 2013
   10 – ACC, 2008
   10 – Big Ten, 2011, 2014
5. 9 – SEC, 2000, 2006, 2007, 2011, 2012
   9 – ACC, 2010
   9 – Big 12, 2012
   9 – Pac 12, 2013

2014-15 BOWL RECORD BY CONFERENCE

Conference	Record	Win Pct
SEC	7-5	.583
Pac-12	6-3	.667
Big Ten	6-5	.545
ACC	4-7	.364
Big 12	2-5	.286

The percentages of teams in bowls for each of the power conferences:

1. SEC 83.3 percent (12 of 14)
2. ACC 78.6 percent (11 of 14)
3. Big Ten 71.4 percent (10 of 14)
4. Big 12 70 percent (seven of 10)
5. Pac-12 66.7 percent (eight of 12)

2014 SEC TEAM STATISTICS

SCORING OFFENSE	G	TD	XP	2XP	DXP	FG	Saf	Pts	Avg
1. Georgia	13	70	67	1	0	16	0	537	41.3
2. Alabama	14	68	63	1	0	14	1	517	36.9
3. Mississippi State	13	64	60	0	0	12	0	480	36.9
4. Auburn	13	58	57	1	0	18	0	461	35.5
5. Texas A&M	13	60	59	0	0	13	0	458	35.2
6. South Carolina	13	53	52	0	0	18	0	424	32.6
7. Arkansas	13	56	52	0	0	9	0	415	31.9
8. Florida	12	44	42	0	0	19	0	363	30.2
9. Kentucky	12	41	41	0	0	21	0	350	29.2
10. Tennessee	13	45	42	2	0	20	0	376	28.9
11. Ole Miss	13	49	47	0	0	9	0	368	28.3
12. Missouri	14	48	43	2	0	18	0	389	27.8
13. LSU	13	46	40	2	0	13	0	359	27.6
14. Vanderbilt	12	26	22	2	0	8	0	206	17.2

TOTAL OFFENSE	G	Rush	Pass	Plays	Yards	Avg/P	TD	Yds/G
1. Mississippi State	13	3030	3649	1001	6679	6.7	60	513.8
2. Auburn	13	3321	2984	939	6305	6.7	55	485.0
3. Alabama	14	2893	3890	1018	6783	6.7	67	484.5
4. Georgia	13	3352	2599	877	5951	6.8	62	457.8
5. Texas A&M	13	1949	3971	935	5920	6.3	59	455.4
6. South Carolina	13	2093	3661	947	5754	6.1	51	442.6
7. Ole Miss	13	2021	3427	904	5448	6.0	45	419.1
8. Arkansas	13	2834	2444	916	5278	5.8	52	406.0
9. LSU	13	2919	2118	897	5037	5.6	42	387.5
10. Kentucky	12	1838	2774	849	4612	5.4	35	384.3
11. Tennessee	13	1903	2914	977	4817	4.9	43	370.5
12. Florida	12	2252	2159	841	4411	5.2	40	367.6
13. Missouri	14	2490	2648	954	5138	5.4	42	367.0
14. Vanderbilt	12	1316	2149	740	3465	4.7	20	288.8

RUSHING OFFENSE	G	Att	Yds	Avg	TD	Yds/G
1. Georgia	13	555	3352	6.0	38	257.8
2. Auburn	13	607	3321	5.5	32	255.5
3. Mississippi State	13	578	3030	5.2	29	233.1
4. LSU	13	621	2919	4.7	25	224.5
5. Arkansas	13	557	2834	5.1	31	218.0
6. Alabama	14	567	2893	5.1	35	206.6
7. Florida	12	517	2252	4.4	22	187.7
8. Missouri	14	539	2490	4.6	17	177.9
9. South Carolina	13	479	2093	4.4	23	161.0
10. Ole Miss	13	476	2021	4.2	21	155.5
11. Kentucky	12	444	1838	4.1	21	153.2
12. Texas A&M	13	421	1949	4.6	20	149.9
13. Tennessee	13	524	1903	3.6	20	146.4
14. Vanderbilt	12	383	1316	3.4	7	109.7

PASS DEFENSE	G	Att	Cmp	Int	Pct.	Yds	Avg	TD	Yds/G
1. LSU	13	385	199	10	51.7	2134	5.5	10	164.2
2. Georgia	13	379	204	16	53.8	2215	5.8	13	170.4
3. Ole Miss	13	402	240	22	59.7	2497	6.2	12	192.1
4. Tennessee	13	377	201	16	53.3	2551	6.8	16	196.2
5. Arkansas	13	392	217	12	55.4	2714	6.9	19	208.8
6. Missouri	14	474	288	12	60.8	2978	6.3	18	212.7
7. Florida	12	429	228	16	53.1	2563	6.0	15	213.6
8. Kentucky	12	377	217	15	57.6	2589	6.9	22	215.8
9. Vanderbilt	12	346	215	6	62.1	2620	7.6	19	218.3
10. South Carolina	13	390	242	11	62.1	2866	7.3	16	220.5
11. Alabama	14	493	268	11	54.4	3164	6.4	19	226.0
12. Auburn	13	421	243	22	57.7	2991	7.1	22	230.1
13. Texas A&M	13	431	242	5	56.1	3052	7.1	19	234.8
14. Mississippi State	13	506	264	16	52.2	3547	7.0	17	272.8

SCORING DEFENSE	G	TD	XP	2XP	DXP	FG	Saf	Pts	Avg
1. Ole Miss	13	24	23	0	0	13	1	208	16.0
2. LSU	13	27	27	0	0	13	0	228	17.5
3. Alabama	14	27	23	2	0	23	0	258	18.4
4. Arkansas	13	33	32	1	0	6	0	250	19.2
5. Georgia	13	36	30	1	0	7	0	269	20.7
6. Missouri	14	36	33	2	0	14	0	295	21.1
7. Florida	12	30	26	1	0	15	0	253	21.1
8. Mississippi State	13	35	31	0	0	13	1	282	21.7
9. Tennessee	13	41	36	0	0	11	0	315	24.2
10. Auburn	13	45	42	1	0	11	0	347	26.7
11. Texas A&M	13	45	44	0	0	17	0	365	28.1
12. South Carolina	13	48	46	2	0	19	0	395	30.4
13. Kentucky	12	48	45	0	0	14	0	375	31.2
14. Vanderbilt	12	50	48	0	0	17	0	399	33.2

TOTAL DEFENSE	G	Rush	Pass	Plys	Yards	Avg	TD	Yds/G
1. LSU	13	1985	2134	845	4119	4.9	26	316.8
2. Arkansas	13	1490	2714	821	4204	5.1	30	323.4
3. Alabama	14	1434	3164	945	4598	4.9	24	328.4
4. Ole Miss	13	1780	2497	915	4277	4.7	21	329.0
5. Florida	12	1394	2563	869	3957	4.6	25	329.8
6. Georgia	13	2169	2215	905	4384	4.8	36	337.2
7. Missouri	14	1870	2978	1004	4848	4.8	36	346.3
8. Tennessee	13	2189	2551	892	4740	5.3	39	364.6
9. Auburn	13	2194	2991	914	5185	5.7	44	398.8
10. Vanderbilt	12	2205	2620	844	4825	5.7	42	402.1
11. Kentucky	12	2299	2589	888	4888	5.5	42	407.3
12. Mississippi State	13	1970	3547	977	5517	5.6	34	424.4
13. South Carolina	13	2759	2866	904	5625	6.2	45	432.7
14. Texas A&M	13	2808	3052	992	5860	5.9	42	450.8

RUSHING DEFENSE	G	Rushes	Yards	Avg.	TD	Yds/G
1. Alabama	14	452	1434	3.2	5	102.4
2. Arkansas	13	429	1490	3.5	11	114.6
3. Florida	12	440	1394	3.2	10	116.2
4. Missouri	14	530	1870	3.5	18	133.6
5. Ole Miss	13	513	1780	3.5	9	136.9
6. Mississippi State	13	471	1970	4.2	17	151.5
7. LSU	13	460	1985	4.3	16	152.7
8. Georgia	13	526	2169	4.1	23	166.8
9. Tennessee	13	515	2189	4.3	23	168.4
10. Auburn	13	493	2194	4.5	22	168.8
11. Vanderbilt	12	498	2205	4.4	23	183.8
12. Kentucky	12	511	2299	4.5	20	191.6
13. South Carolina	13	514	2759	5.4	29	212.2
14. Texas A&M	13	561	2808	5.0	23	216.0

KICKOFF RETURNS	G	Ret	Yds	TD	Avg
1. LSU	13	26	695	1	26.7
2. Arkansas	13	24	617	1	25.7
3. Missouri	14	26	641	2	24.7
4. Texas A&M	13	51	1179	0	23.1
5. Kentucky	12	37	845	0	22.8
6. Tennessee	13	36	817	0	22.7
7. Georgia	13	29	649	2	22.4
8. Alabama	14	49	1006	0	20.5
9. Vanderbilt	12	55	1113	2	20.2
10. Florida	12	41	826	0	20.1
11. Auburn	13	35	701	0	20.0
12. Mississippi State	13	27	536	1	19.9
13. Ole Miss	13	32	629	0	19.7
14. South Carolina	13	39	746	0	19.1

PASS OFFENSE	G	Att	Cmp	Int	Pct.	Yds	Avg	TD	Yds/G
1. Texas A&M	13	514	332	15	64.6	3971	7.7	39	305.5
2. South Carolina	13	468	277	11	59.2	3661	7.8	28	281.6
3. Mississippi State	13	423	261	12	61.7	3649	8.6	31	280.7
4. Alabama	14	451	290	10	64.3	3890	8.6	32	277.9
5. Ole Miss	13	428	258	15	60.3	3427	8.0	24	263.6
6. Kentucky	12	405	228	11	56.3	2774	6.8	14	231.2
7. Auburn	13	332	208	7	62.7	2984	9.0	23	229.5
8. Tennessee	13	453	281	14	62.0	2914	6.4	23	224.2
9. Georgia	13	322	217	6	67.4	2599	8.1	24	199.9
10. Missouri	14	415	221	13	53.3	2648	6.4	25	189.1
11. Arkansas	13	359	199	6	55.4	2444	6.8	21	188.0
12. Florida	12	324	169	14	52.2	2159	6.7	18	179.9
13. Vanderbilt	12	357	180	19	50.4	2149	6.0	13	179.1
14. LSU	13	276	138	9	50.0	2118	7.7	17	162.9

PUNT RETURN AVG	G	Ret	Yds	TD	Avg
1. Auburn	13	17	303	2	17.8
2. Texas A&M	13	22	274	0	12.5
3. Florida	12	27	325	1	12.0
4. LSU	13	26	280	1	10.8
5. Georgia	13	31	325	2	10.5
6. Missouri	14	27	281	1	10.4
7. Tennessee	13	22	213	1	9.7
8. Arkansas	13	22	206	0	9.4
9. Alabama	14	25	234	0	9.4
10. Kentucky	12	27	185	0	6.9
11. Vanderbilt	12	17	111	1	6.5
12. Ole Miss	13	22	140	0	6.4
13. Mississippi State	13	25	149	0	6.0
14. South Carolina	13	20	100	0	5.0

PUNTING	G	No.	Yards	Avg/P	PR	Avg	TBg	Net/P
1. Alabama	14	55	2640	48.0	83	1.5	5	44.7
2. Ole Miss	13	68	2943	43.3	66	1.0	2	41.7
3. LSU	13	71	3189	44.9	192	2.7	3	41.4
4. Texas A&M	13	62	2737	44.1	97	1.6	6	40.6
5. Mississippi State	13	60	2574	42.9	101	1.7	5	39.5
6. Tennessee	13	80	3378	42.2	71	0.9	11	38.6
7. Arkansas	13	59	2363	40.1	49	0.8	2	38.5
8. Missouri	14	75	3084	41.1	175	2.3	1	38.5
9. Florida	12	65	2832	43.6	219	3.4	7	38.0
10. South Carolina	13	44	1823	41.4	89	2.0	4	37.6
11. Kentucky	12	66	2810	42.6	253	3.8	4	37.5
12. Auburn	13	52	2115	40.7	148	2.8	1	37.4
13. Georgia	13	43	1630	37.9	47	1.1	1	36.3
14. Vanderbilt	12	70	2894	41.3	178	2.5	9	36.2

PASS EFFICIENCY	G	Att	Cmp	Pct	Int	Yds	TD	Effic
1. Auburn	13	332	208	62.7	7	2984	23	156.8
2. Georgia	13	322	217	67.4	6	2599	24	156.1
3. Alabama	14	451	290	64.3	10	3890	32	155.7
4. Mississippi State	13	423	261	61.7	12	3649	31	152.7
5. Texas A&M	13	514	332	64.6	15	3971	39	148.7
6. South Carolina	13	468	277	59.2	11	3661	28	139.9
7. Ole Miss	13	428	258	60.3	15	3427	24	139.0
8. Arkansas	13	359	199	55.4	6	2444	21	128.6
9. LSU	13	276	138	50.0	9	2118	17	128.3
10. Tennessee	13	453	281	62.0	14	2914	23	126.6
11. Missouri	14	415	221	53.3	13	2648	25	120.5
12. Kentucky	12	405	228	56.3	11	2774	14	119.8
13. Florida	12	324	169	52.2	14	2159	18	117.8
14. Vanderbilt	12	357	180	50.4	19	2149	13	102.4

		Gained			Lost				
TURNOVER MARGIN	G	Fum	Int	Tot	Fum	Int	Tot	Mar	Per/G
1. Georgia	13	13	16	29	7	6	13	+16	1.23
2. Kentucky	12	8	15	23	4	11	15	+8	0.67
3. Missouri	14	13	12	25	3	13	16	+9	0.64
4. Ole Miss	13	10	22	32	10	15	25	+7	0.54
Arkansas	13	12	12	24	11	6	17	+7	0.54
Auburn	13	5	22	27	13	7	20	+7	0.54
7. Florida	12	14	16	30	10	14	24	+6	0.50
8. LSU	13	10	10	20	8	9	17	+3	0.23
9. Tennessee	13	8	16	24	8	14	22	+2	0.15
10. Mississippi State	13	7	16	23	11	12	23	+0	0.00
11. Alabama	14	9	11	20	12	10	22	-2	-0.14
12. South Carolina	13	8	11	19	10	11	21	-2	-0.15
13. Texas A&M	13	8	5	13	5	15	20	-7	-0.54
14. Vanderbilt	12	7	6	13	10	19	29	-16	-1.33

PASS DEF EFFICIENCY	G	Att	Cmp	Int	Pct.	Yds	TD	Effic
1. LSU	13	385	199	10	51.7	2134	10	101.6
2. Georgia	13	379	204	16	53.8	2215	13	105.8
3. Florida	12	429	228	16	53.1	2563	15	107.4
4. Ole Miss	13	402	240	22	59.7	2497	12	110.8
5. Tennessee	13	377	201	16	53.3	2551	16	115.7
6. Mississippi State	13	506	264	16	52.2	3547	17	115.8
7. Alabama	14	493	268	11	54.4	3164	19	116.5
8. Missouri	14	474	288	12	60.8	2978	18	121.0
9. Arkansas	13	392	217	12	55.4	2714	19	123.4
10. Auburn	13	421	243	22	57.7	2991	22	124.2
11. Kentucky	12	377	217	15	57.6	2589	22	126.5
12. Texas A&M	13	431	242	5	56.1	3052	19	127.9
13. South Carolina	13	390	242	11	62.1	2866	16	131.7
14. Vanderbilt	12	346	215	6	62.1	2620	19	140.4

FIRST DOWNS	G	Rush	Pass	Pen	Total
1. Alabama	14	154	170	16	340
2. Mississippi State	13	160	159	15	334
3. Auburn	13	172	132	10	314
4. South Carolina	13	131	150	24	305
5. Texas A&M	13	106	179	15	300
6. Georgia	13	154	126	18	298
7. Arkansas	13	146	120	22	288
8. Tennessee	13	118	139	20	277
9. Missouri	14	129	122	19	270
10. Ole Miss	13	97	149	19	265
11. LSU	13	158	85	19	262
12. Kentucky	12	105	108	18	231
13. Florida	12	111	86	13	210
14. Vanderbilt	12	78	93	22	193

3RD-DN CONVERSIONS	G	Conv	Att	Pct
1. Auburn	13	94	179	52.5
2. Alabama	14	102	198	51.5
3. Georgia	13	81	163	49.7
4. Arkansas	13	88	187	47.1
5. Mississippi State	13	91	196	46.4
6. South Carolina	13	76	175	43.4
7. Missouri	14	93	217	42.9
8. Texas A&M	13	73	179	40.8
9. LSU	13	71	178	39.9
10. Ole Miss	13	72	183	39.3
11. Tennessee	13	81	208	38.9
12. Florida	12	70	192	36.5
13. Kentucky	12	62	183	33.9
14. Vanderbilt	12	46	152	30.3

OPPONENT 1ST DOWNS	G	Rush	Pass	Pen	Total
1. LSU	13	100	89	13	202
2. Florida	12	78	114	24	216
3. Arkansas	13	97	115	13	225
4. Alabama	14	81	141	12	234
5. Ole Miss	13	106	118	15	239
6. Tennessee	13	120	110	14	244
7. Georgia	13	133	100	19	252
8. Vanderbilt	12	124	120	19	263
9. Mississippi State	13	115	143	10	268
10. Kentucky	12	127	125	18	270
11. Missouri	14	113	137	25	275
12. Auburn	13	119	131	37	287
13. South Carolina	13	133	138	21	292
14. Texas A&M	13	139	139	24	302

OPP 3RD-DN CONVERT	G	Conv	Att	Pct
1. Ole Miss	13	65	197	33.0
2. Tennessee	13	65	189	34.4
3. Mississippi State	13	72	205	35.1
4. Auburn	13	64	178	36.0
5. LSU	13	71	197	36.0
6. Missouri	14	81	219	37.0
7. Alabama	14	82	217	37.8
8. Florida	12	76	196	38.8
9. Georgia	13	75	190	39.5
10. Arkansas	13	72	182	39.6
11. Texas A&M	13	82	204	40.2
12. South Carolina	13	71	169	42.0
13. Vanderbilt	12	70	166	42.2
14. Kentucky	12	79	181	43.6

SACKS BY	G	Sacks	Yards
1. Missouri	14	44	294
2. Mississippi State	13	37	225
3. Texas A&M	13	36	180
4. Tennessee	13	35	188
5. Alabama	14	31	205
6. Florida	12	30	232
7. Georgia	13	28	231
Ole Miss	13	28	216
9. Kentucky	12	27	173
10. Arkansas	13	24	215
11. Auburn	13	21	136
12. LSU	13	19	115
13. Vanderbilt	12	18	113
14. South Carolina	13	14	120

SACKS AGAINST	G	Sacks	Yards
1. Arkansas	13	14	104
2. Auburn	13	15	92
3. Alabama	14	16	108
4. Georgia	13	17	110
Florida	12	17	92
6. Vanderbilt	12	21	149
7. Missouri	14	23	177
Mississippi State	13	23	148
9. LSU	13	25	183
10. Texas A&M	13	26	187
11. South Carolina	13	27	219
12. Ole Miss	13	31	171
13. Kentucky	12	34	217
14. Tennessee	13	43	305

PENALTIES	G	No	Yds	Avg/G
1. Tennessee	13	54	444	34.2
2. Mississippi State	13	67	513	39.5
3. Alabama	14	69	562	40.1
4. Georgia	13	65	527	40.5
5. Ole Miss	13	69	549	42.2
6. Arkansas	13	69	591	45.5
7. LSU	13	71	595	45.8
8. South Carolina	13	70	596	45.8
9. Kentucky	12	66	604	50.3
10. Texas A&M	13	68	663	51.0
11. Vanderbilt	12	73	630	52.5
12. Missouri	14	102	815	58.2
13. Florida	12	80	710	59.2
14. Auburn	13	91	886	68.2

FIELD GOALS	G	Made	Att	Pct
1. Texas A&M	13	13	15	.867
2. Florida	12	19	24	.792
3. Kentucky	12	21	27	.778
4. Tennessee	13	20	26	.769
5. Georgia	13	16	21	.762
6. Auburn	13	18	24	.750
Mississippi State	13	12	16	.750
8. South Carolina	13	18	25	.720
Missouri	14	18	25	.720
10. LSU	13	13	19	.684
11. Vanderbilt	12	8	12	.667
12. Arkansas	13	9	14	.643
13. Alabama	14	14	22	.636
14. Ole Miss	13	9	16	.562

OPPONENT PENALTIES	G	No	Yds	Avg/G
1. Florida	12	87	699	58.2
2. South Carolina	13	80	736	56.6
3. Ole Miss	13	78	696	53.5
4. Vanderbilt	12	77	615	51.2
5. Arkansas	13	76	628	48.3
6. Texas A&M	13	77	624	48.0
7. Tennessee	13	78	620	47.7
8. Missouri	14	83	664	47.4
9. Georgia	13	67	587	45.2
10. Kentucky	12	58	499	41.6
11. LSU	13	57	510	39.2
12. Alabama	14	61	516	36.9
13. Auburn	13	58	477	36.7
14. Mississippi State	13	57	476	36.6

PAT KICKING	G	Made	Att	Pct
1. Texas A&M	13	59	59	1.000
Auburn	13	57	57	1.000
South Carolina	13	52	52	1.000
Kentucky	12	41	41	1.000
Vanderbilt	12	22	22	1.000
6. Georgia	13	67	68	.985
7. Tennessee	13	42	43	.977
Florida	12	42	43	.977
9. Alabama	14	63	65	.969
10. Arkansas	13	52	54	.963
11. Ole Miss	13	47	49	.959
12. Missouri	14	43	45	.956
13. LSU	13	40	42	.952
14. Mississippi State	13	60	64	.938

4TH-DN CONVERSIONS	G	Conv	Att	Pct
1. Missouri	14	13	16	81.2
2. Georgia	13	12	15	80.0
3. Alabama	14	10	13	76.9
4. Arkansas	13	12	19	63.2
5. Tennessee	13	7	12	58.3
6. Texas A&M	13	11	19	57.9
7. LSU	13	9	16	56.2
8. South Carolina	13	12	22	54.5
9. Florida	12	8	15	53.3
10. Vanderbilt	12	9	18	50.0
11. Ole Miss	13	9	20	45.0
12. Kentucky	12	10	23	43.5
13. Auburn	13	3	7	42.9
Mississippi State	13	9	21	42.9

TIME OF POSSESSION	G	Total Time	Avg/G
1. Arkansas	13	442:37	34:02
2. LSU	13	430:47	33:08
3. Alabama	14	444:23	31:44
4. South Carolina	13	400:38	30:49
5. Tennessee	13	389:34	29:58
6. Florida	12	359:08	29:55
7. Auburn	13	388:25	29:52
8. Mississippi State	13	383:33	29:30
9. Vanderbilt	12	353:55	29:29
10. Georgia	13	380:31	29:16
11. Missouri	14	405:57	28:59
12. Kentucky	12	344:05	28:40
13. Ole Miss	13	367:04	28:14
14. Texas A&M	13	341:18	26:15

OPP 4TH-DN CONVERT	G	Conv	Att	Pct
1. Arkansas	13	4	18	22.2
2. Florida	12	6	18	33.3
3. Alabama	14	7	18	38.9
4. Tennessee	13	6	15	40.0
5. Mississippi State	13	9	22	40.9
6. LSU	13	7	15	46.7
7. Vanderbilt	12	9	18	50.0
8. Missouri	14	12	23	52.2
9. Ole Miss	13	8	15	53.3
10. Auburn	13	15	25	60.0
Texas A&M	13	12	20	60.0
12. Georgia	13	12	19	63.2
13. Kentucky	12	9	14	64.3
14. South Carolina	13	10	12	83.3

KICKOFF COVERAGE	G	No.	Yds	Avg	Retn	TB	NetAvg
1. Mississippi State	13	86	5295	61.6	1038	26	41.9
2. Florida	12	71	4480	63.1	1053	20	41.2
3. Texas A&M	13	80	5049	63.1	709	42	41.1
4. Ole Miss	13	71	4402	62.0	893	25	40.6
5. Georgia	13	98	5981	61.0	1232	31	40.6
6. Tennessee	13	73	4395	60.2	1016	17	40.5
7. LSU	13	69	4232	61.3	569	35	40.4
8. Alabama	14	93	5741	61.7	1291	28	40.3
9. Auburn	13	87	5420	62.3	717	50	39.7
10. Arkansas	13	77	4627	60.1	1192	18	38.8
11. South Carolina	13	80	4872	60.9	720	43	38.5
12. Vanderbilt	12	44	2571	58.4	561	13	38.3
13. Kentucky	12	68	3972	58.4	878	25	36.3
14. Missouri	14	78	4687	60.1	845	41	36.1

RED ZONE OFFENSE	G	RedZone	Percent	TDs	R/P	FG-AT	Fumb/Int/ Downs/Other
1. Missouri	14	42-45	93.3	28	13/15	14-16	0/0/1/0
2. Tennessee	13	50-54	92.6	33	18/15	17-18	0/2/1/0
3. Florida	12	40-44	90.9	26	16/10	14-15	0/1/2/0
4. Auburn	13	51-58	87.9	38	25/13	13-14	1/3/2/0
5. Texas A&M	13	43-49	87.8	34	17/17	9-10	0/1/2/2
6. Kentucky	12	34-39	87.2	20	14/6	14-16	0/0/2/1
7. South Carolina	13	45-52	86.5	33	18/15	12-14	0/3/2/0
8. Alabama	14	55-64	85.9	45	27/18	10-14	1/0/1/3
9. Georgia	13	57-67	85.1	45	27/18	12-13	4/1/1/3
10. Mississippi State	13	50-61	82.0	39	23/16	11-13	1/4/4/0
11. LSU	13	37-47	78.7	26	18/8	11-16	1/0/3/1
12. Arkansas	13	44-56	78.6	36	24/12	8-11	2/3/2/2
13. Vanderbilt	12	19-26	73.1	14	7/7	5-5	1/1/4/1
14. Ole Miss	13	29-41	70.7	23	14/9	6-9	2/4/3/0

RED ZONE DEFENSE	G	RedZone	Percent	TDs	R/P	FG-AT	Fumb/Int/ Downs/Other
1. Mississippi State	13	28-44	63.6	19	14/5	9-14	1/3/6/1
2. Arkansas	13	23-33	69.7	20	10/10	3-9	0/2/1/1
3. Ole Miss	13	25-34	73.5	14	9/5	11-14	2/2/2/0
4. Auburn	13	40-54	74.1	30	19/11	10-15	2/4/3/0
5. Georgia	13	31-40	77.5	27	17/10	4-7	2/3/0/1
6. LSU	13	25-32	78.1	16	10/6	9-10	0/1/4/1
7. Florida	12	29-37	78.4	18	9/9	11-12	1/2/4/0
8. Alabama	14	37-44	84.1	17	4/13	20-21	1/3/2/0
9. Texas A&M	13	37-43	86.0	23	16/7	14-17	1/0/2/0
10. Missouri	14	33-38	86.8	24	15/9	9-10	1/0/2/1
11. South Carolina	13	53-60	88.3	36	24/12	17-20	1/1/1/1
12. Vanderbilt	12	48-52	92.3	34	21/13	14-16	0/0/1/1
13. Kentucky	12	41-44	93.2	30	15/15	11-11	1/1/0/1
14. Tennessee	13	32-34	94.1	23	18/5	9-10	0/1/0/0

ON-SIDE KICK SUCCESS . . . . G	OnSide	Percent
1. Kentucky 12	1-1	100.0
Missouri 14	1-1	100.0
3. South Carolina 13	1-2	50.0
Texas A&M 13	1-2	50.0
5. LSU 13	1-3	33.3
6. Tennessee 13	0-3	0.0
Mississippi State 13	0-2	0.0
Georgia 13	0-1	0.0
Arkansas 13	0-1	0.0
Vanderbilt 12	0-1	0.0
Alabama 14	0-1	0.0
Ole Miss 13	0-0	0.0
Auburn 13	0-0	0.0
Florida 12	0-0	0.0

ON-SIDE KICK ALLOWED . . . G	OnSide	Percent
1. South Carolina 13	0-3	0.0
Ole Miss 13	0-1	0.0
Tennessee 13	0-1	0.0
Arkansas 13	0-1	0.0
Vanderbilt 12	0-1	0.0
Alabama 14	0-0	0.0
LSU 13	0-0	0.0
Florida 12	0-0	0.0
9. Mississippi State 13	1-4	25.0
10. Georgia 13	1-3	33.3
11. Texas A&M 13	1-2	50.0
Missouri 14	1-2	50.0
Kentucky 12	1-2	50.0
14. Auburn 13	1-1	100.0

ATTENDANCE Team	HOME GAMES	Avg	AWAY GAMES	Avg	NEUT GAMES	Avg	ALL GAMES	Avg
Alabama	8-785418	98177	4-338939	84735	2-144028	72014	14-1268385	90599
Arkansas	6-399124	66521	4-281203	70301	3-194187	64729	13-874514	67270
Auburn	7-612157	87451	5-372648	74530	1-44023	44023	13-1028828	79141
Florida	6-515001	85834	4-321952	80488	2-113087	56544	12-950040	79170
Georgia	7-649222	92746	3-215552	71851	3-183634	61211	13-1048408	80647
Kentucky	7-403002	57572	5-409492	81898	0-0	0	12-812494	67708
LSU	7-712063	101723	4-351459	87865	2-132018	66009	13-1195540	91965
Mississippi State	7-427892	61127	5-369120	73824	1-58211	58211	13-855223	65786
Missouri	7-456996	65285	5-397383	79477	2-122150	61075	14-976529	69752
Ole Miss	7-430829	61547	4-320724	80181	2-98529	49264	13-850082	65391
South Carolina	7-569664	81381	5-351835	70367	1-38242	38242	13-959741	73826
Tennessee	7-698276	99754	5-362690	72538	1-56310	56310	13-1117276	85944
Texas A&M	6-630735	105122	5-368072	73614	2-119395	59698	13-1118202	86016
Vanderbilt	8-274063	34258	4-275443	68861	0-0	0	12-549506	45792
Totals	**97-7564442**	**77984**	**62-4736512**	**76395**	**22-1303814**	**59264**	**181-13604768**	**75164**

2014 SEC INDIVIDUAL STATISTICS

RUSHING . . . . . Team	Cl	G	Att	Yds	Avg	TD	Long	Yds/G
1. Cameron Artis-Payne . . AU	SR	13	303	1608	5.3	13	37	123.7
2. Nick Chubb . . . . . UG	FR	13	219	1547	7.1	14	83	119.0
3. Josh Robinson . . . . . MS	JR	13	190	1203	6.3	11	73	92.5
4. Jonathan Williams . . . . AR	JR	13	211	1190	5.6	12	90	91.5
5. Alex Collins . . . . . AR	SO	13	204	1100	5.4	12	84	84.6
6. Leonard Fournette . . . . LS	FR	13	187	1034	5.5	10	89	79.5
7. Russell Hansbrough . . MO	JR	14	205	1084	5.3	10	78	77.4
8. Ralph Webb . . . . . VU	FR	12	212	912	4.3	4	28	76.0
9. Dak Prescott . . . . . MS	JR	13	210	986	4.7	14	56	75.8
10. Mike Davis . . . . . SC	JR	13	199	982	4.9	9	40	75.5
11. T.J. Yeldon . . . . . UA	JR	13	194	979	5.0	11	31	75.3
12. Derrick Henry . . . . . UA	SO	14	172	990	5.8	11	49	70.7
13. Jalen Hurd . . . . . UT	FR	13	190	899	4.7	5	43	69.2
14. Matt Jones . . . . . UF	JR	12	166	817	4.9	6	44	68.1
15. Marcus Murphy . . . . . MO	SR	14	177	924	5.2	4	69	66.0

PASSING AVG/GAME . . . Team	Cl	G	Att	Cmp	Int	Pct.	Yds	TD	Avg/G
1. Dylan Thompson . . . . . SC	SR	13	451	270	11	59.9	3564	26	274.2
2. Dak Prescott . . . . . MS	JR	13	396	244	11	61.6	3449	27	265.3
3. Blake Sims . . . . . UA	SR	14	391	252	10	64.5	3487	28	249.1
4. Bo Wallace . . . . . UM	SR	13	381	229	14	60.1	3194	22	245.7
5. Patrick Towles . . . . . UK	SO	12	393	225	9	57.3	2718	14	226.5
6. Nick Marshall . . . . . AU	SR	13	293	178	7	60.8	2532	20	194.8
7. Maty Mauk . . . . . MO	SO	14	414	221	13	53.4	2648	25	189.1
8. Brandon Allen . . . . . AR	JR	13	339	190	5	56.0	2285	20	175.8
9. Hutson Mason . . . . . UG	SR	13	277	188	4	67.9	2168	21	166.8
10. Kyle Allen . . . . . AM	FR	9	192	118	7	61.5	1322	16	146.9
11. Jeff Driskel . . . . . UF	JR	9	212	114	10	53.8	1140	9	126.7
12. Anthony Jennings . . . . . LS	SO	13	227	111	7	48.9	1611	11	123.9
13. Treon Harris . . . . . UF	FR	9	111	55	4	49.5	1019	9	113.2
14. Brandon Harris . . . . . LS	FR	9	45	25	2	55.6	452	6	50.2
15. DeVante Kincade . . . . UM	FR	9	20	16	0	80.0	127	1	14.1

INTERCEPTIONS . . . . . Team	Cl	G	Int	Yds	TD	Long	Int/G
1. Senquez Golson . . . . . UM	SR	13	10	162	1	59	0.77
2. Jermaine Whitehead . . . AU	SR	9	6	57	1	33	0.67
3. Jonathan Jones . . . . . AU	JR	13	6	6	0	4	0.46
4. A.J. Stamps . . . . . UK	JR	12	4	103	0	50	0.33
Brian Poole . . . . . UF	JR	12	4	86	1	30	0.33
Damian Swann . . . . . UG	SR	12	4	18	0	18	0.33
7. Justin Coleman . . . . . UT	SR	13	4	83	0	53	0.31
Brison Williams . . . . . SC	SR	13	4	75	2	53	0.31
Quincy Mauger . . . . . UG	SO	13	4	21	0	13	0.31
10. Keanu Neal . . . . . UF	SO	10	3	-5	0	0	0.30
11. Braylon Webb . . . . . MO	SR	14	4	89	0	37	0.29
12. Skai Moore . . . . . SC	SO	12	3	93	0	42	0.25
Marcus McWilson . . . . . UK	SO	12	3	47	1	36	0.25
Todd Kelly Jr. . . . . UT	FR	12	3	21	0	21	0.25
Trovon Reed . . . . . AU	SR	12	3	6	0	6	0.25

PASS EFFICIENCY . . . . . Team	Cl	G	Att	Cmp	Int	Pct.	Yds	TD	Eff.
1. Blake Sims . . . . . UA	SR	14	391	252	10	64.5	3487	28	157.9
2. Hutson Mason . . . . . UG	SR	13	277	188	4	67.9	2168	21	155.7
3. Dak Prescott . . . . . MS	JR	13	396	244	11	61.6	3449	27	151.7
4. Nick Marshall . . . . . AU	SR	13	293	178	7	60.8	2532	20	151.1
5. Treon Harris . . . . . UF	FR	9	111	55	4	49.5	1019	9	146.2
6. Bo Wallace . . . . . UM	SR	13	381	229	14	60.1	3194	22	142.2
7. Dylan Thompson . . . . . SC	SR	13	451	270	11	59.9	3564	26	140.4
8. Kyle Allen . . . . . AM	FR	9	192	118	7	61.5	1322	16	139.5
9. Brandon Allen . . . . . AR	JR	13	339	190	5	56.0	2285	20	129.2
10. Patrick Towles . . . . . UK	SO	12	393	225	9	57.3	2718	14	122.5
11. Maty Mauk . . . . . MO	SO	14	414	221	13	53.4	2648	25	120.8
12. Anthony Jennings . . . . . LS	SO	13	227	111	7	48.9	1611	11	118.3
13. Jeff Driskel . . . . . UF	JR	9	212	114	10	53.8	1140	9	103.5

TOTAL OFFENSE	Team	Cl	G	Rush	Pass	Plays	Total	Yds/G
1. Dak Prescott	MS	JR	13	986	3449	606	4435	341.2
2. Blake Sims	UA	SR	14	350	3487	474	3837	274.1
3. Dylan Thompson	SC	SR	13	-72	3564	518	3492	268.6
4. Bo Wallace	UM	SR	13	199	3194	502	3393	261.0
5. Nick Marshall	AU	SR	13	798	2532	446	3330	256.2
6. Patrick Towles	UK	SO	12	303	2718	538	3021	251.8
7. Maty Mauk	MO	SO	14	373	2648	522	3021	215.8
8. Brandon Allen	AR	JR	13	0	2285	381	2285	175.8
9. Hutson Mason	UG	SR	13	3	2168	320	2171	167.0
10. Kyle Allen	AM	FR	9	44	1322	221	1366	151.8
11. Treon Harris	UF	FR	9	332	1019	186	1351	150.1
12. Jeff Driskel	UF	JR	9	180	1140	281	1320	146.7
13. Anthony Jennings	LS	SO	13	292	1611	335	1903	146.4
14. Cameron Artis-Payne	AU	SR	13	1608	0	303	1608	123.7
15. Nick Chubb	UG	FR	13	1547	0	219	1547	119.0

PUNT RETURN AVG	Team	Cl	G	Ret	Yds	TD	Long	Avg
1. Quan Bray	AU	SR	13	15	272	2	76	18.1
2. Andre Debose	UF	SR	11	23	323	1	62	14.0
3. Isaiah McKenzie	UG	FR	12	19	230	2	59	12.1
4. Speedy Noil	AM	FR	12	15	180	0	67	12.0
5. Cameron Sutton	UT	SO	13	14	158	1	76	11.3
6. Tre'Davious White	LS	SO	13	25	273	1	67	10.9
7. Marcus Murphy	MO	SR	14	27	281	1	82	10.4
8. Christion Jones	UA	SR	14	19	152	0	47	8.0
9. Demarco Robinson	UK	SR	12	24	178	0	22	7.4
10. Markell Pack	UM	FR	13	18	96	0	30	5.3
11. Pharoh Cooper	SC	SO	13	15	75	0	24	5.0
12. Jamoral Graham	MS	FR	9	14	67	0	21	4.8

RECEPTIONS/GAME	Team	Cl	G	Rec	Yds	TD	Long	Avg/C	Rec/G
1. Amari Cooper	UA	JR	14	124	1727	16	80	13.9	8.86
2. Bud Sasser	MO	SR	14	77	1003	12	47	13.0	5.50
3. Laquon Treadwell	UM	SO	9	48	632	5	63	13.2	5.33
4. Pharoh Cooper	SC	SO	13	69	1136	9	85	16.5	5.31
5. Malcome Kennedy	AM	SR	11	53	611	6	60	11.5	4.82
6. D'haquille Williams	AU	FR	10	45	730	5	62	16.2	4.50
7. Demarcus Robinson	UF	SO	12	53	810	7	73	15.3	4.42
8. Alton Howard	UT	JR	13	54	618	1	33	11.4	4.15
9. Josh Reynolds	AM	SO	13	52	842	13	70	16.2	4.00
10. De'Runnya Wilson	MS	SO	12	47	680	9	44	14.5	3.92
11. Speedy Noil	AM	FR	12	46	583	5	44	12.7	3.83
12. Ricky Seals-Jones	AM	FR	13	49	465	4	24	9.5	3.77
13. Ryan Timmons	UK	SO	12	45	536	2	56	11.9	3.75
14. Von Pearson	UT	JR	11	38	393	5	56	10.3	3.45
15. Malcolm Mitchell	UG	JR	9	31	248	3	23	8.0	3.44

KICK RETURN AVG	Team	Cl	G	Ret	Yds	TD	Long	Avg
1. Marcus Murphy	MO	SR	14	17	504	2	100	29.6
2. Evan Berry	UT	FR	13	14	413	0	68	29.5
3. Stanley Williams	UK	FR	10	19	511	0	75	26.9
4. Leonard Fournette	LS	FR	13	24	625	1	100	26.0
5. Trey Williams	AM	JR	12	17	421	0	75	24.8
6. Andre Debose	UF	SR	11	21	519	0	43	24.7
7. Darrius Sims	VU	SO	12	31	760	2	100	24.5
8. Speedy Noil	AM	FR	12	27	645	0	70	23.9
9. Christion Jones	UA	SR	14	37	851	0	38	23.0
10. Corey Grant	AU	SR	13	18	403	0	32	22.4
11. Jaylen Walton	UM	JR	13	18	384	0	40	21.3
12. Shon Carson	SC	JR	13	31	633	0	42	20.4

RECEIVE YDS/GAME	Team	Cl	G	Rec	Yds	TD	Long	Avg/C	Yds/G
1. Amari Cooper	UA	JR	14	124	1727	16	80	13.9	123.4
2. Pharoh Cooper	SC	SO	13	69	1136	9	85	16.5	87.4
3. D'haquille Williams	AU	FR	10	45	730	5	62	16.2	73.0
4. Bud Sasser	MO	SR	14	77	1003	12	47	13.0	71.6
5. Laquon Treadwell	UM	SO	9	48	632	5	63	13.2	70.2
6. Demarcus Robinson	UF	SO	12	53	810	7	73	15.3	67.5
7. Josh Reynolds	AM	SO	13	52	842	13	70	16.2	64.8
8. Sammie Coates	AU	JR	12	34	741	4	68	21.8	61.8
9. Travin Dural	LS	SO	13	37	758	7	94	20.5	58.3
10. Jimmie Hunt	MO	SR	12	40	698	7	73	17.5	58.2
11. Vince Sanders	UM	SR	12	39	696	6	66	17.8	58.0
12. De'Runnya Wilson	MS	SO	12	47	680	9	44	14.5	56.7
13. Malcome Kennedy	AM	SR	11	53	611	6	60	11.5	55.5
14. Evan Engram	UM	SO	13	38	662	2	83	17.4	50.9
15. Chris Conley	UG	SR	13	36	657	8	48	18.2	50.5

PUNTING	Team	Cl	G	Punt	Yds	Long	Avg
1. JK Scott	UA	FR	13	55	2640	73	48.0
2. Jamie Keehn	LS	JR	13	71	3189	64	44.9
3. Kyle Christy	UF	SR	12	64	2832	66	44.2
4. Drew Kaser	AM	JR	13	62	2737	60	44.1
5. Devon Bell	MS	JR	11	50	2160	70	43.2
6. Will Gleeson	UM	FR	11	58	2491	70	42.9
7. Landon Foster	UK	JR	12	66	2810	60	42.6
8. Colby Cooke	VU	SO	12	66	2796	68	42.4
9. Matt Darr	UT	SR	13	80	3378	61	42.2
10. Daniel Carlson	AU	FR	13	41	1724	62	42.0
11. Tyler Hull	SC	SR	13	42	1745	54	41.5
12. Christian Brinser	MO	SR	14	75	3084	59	41.1
13. Sam Irwin-Hill	AR	SR	13	58	2327	54	40.1
14. Collin Barber	UG	JR	11	34	1336	60	39.3

ALL PURPOSE	Team	Cl	G	Rush	Rcv	PR	KR	Yds	Avg/G
1. Leonard Fournette	LS	FR	13	1034	127	0	625	1786	137.4
2. Marcus Murphy	MO	SR	14	924	212	281	504	1921	137.2
3. Nick Chubb	UG	FR	13	1547	213	0	0	1760	135.4
4. Cameron Artis-Payne	AU	SR	13	1608	147	0	0	1755	135.0
5. Amari Cooper	UA	JR	14	23	1727	0	0	1750	125.0
6. Josh Robinson	MS	JR	13	1203	370	0	0	1573	121.0
7. Speedy Noil	AM	FR	12	10	583	180	645	1418	118.2
8. Stanley Williams	UK	FR	10	486	162	0	511	1159	115.9
9. Pharoh Cooper	SC	SO	13	200	1136	75	0	1411	108.5
10. Mike Davis	SC	JR	13	982	368	0	0	1350	103.8
11. Jonathan Williams	AR	JR	13	1190	65	0	0	1255	96.5
12. Alex Collins	AR	SO	13	1100	9	0	113	1222	94.0
13. Trey Williams	AM	JR	12	560	105	0	421	1086	90.5
14. Jaylen Walton	UM	JR	13	586	206	0	384	1176	90.5
15. Christion Jones	UA	SR	14	-4	264	152	851	1263	90.2

SCORING	Team	Cl	G	TD	XPT	FG	2XP	Pts	Pts/G
1. Marshall Morgan	UG	JR	13	0	67	16	0	115	8.8
2. Austin MacGinnis	UK	FR	12	0	41	21	0	104	8.7
3. Daniel Carlson	AU	FR	13	0	57	18	0	111	8.5
4. Josh Lambo	AM	SR	12	0	59	13	0	98	8.2
5. Elliott Fry	SC	SO	13	0	51	18	0	105	8.1
6. Aaron Medley	UT	FR	13	0	42	20	0	102	7.8
7. Nick Chubb	UG	FR	13	16	0	0	0	96	7.4
8. Adam Griffith	UA	FR	12	0	49	12	0	85	7.1
9. Evan Sobiesk	MS	SO	13	0	56	12	0	92	7.1
10. Andrew Baggett	MO	JR	14	0	43	18	0	97	6.9
11. Dak Prescott	MS	JR	13	15	0	0	0	90	6.9
12. Amari Cooper	UA	JR	14	16	0	0	0	96	6.9
13. Frankie Velez	UF	SR	10	0	30	12	0	66	6.6
14. Jonathan Williams	AR	JR	13	14	0	0	0	84	6.5
15. Josh Reynolds	AM	SO	13	13	0	0	0	78	6.0

SCORING (TDs)	Team	Cl	G	TD	Rush	Pass	Ret	PAT	Pts	Pts/G
1. Nick Chubb	UG	FR	13	16	14	2	0	0	96	7.4
2. Dak Prescott	MS	JR	13	15	14	1	0	0	90	6.9
3. Amari Cooper	UA	JR	14	16	0	16	0	0	96	6.9
4. Jonathan Williams	AR	JR	13	14	12	2	0	0	84	6.5
5. Cameron Artis-Payne	AU	SR	13	13	13	0	0	0	78	6.0
Josh Reynolds	AM	SO	13	13	0	13	0	0	78	6.0
7. Derrick Henry	UA	SO	14	13	11	2	0	0	78	5.6
8. Josh Robinson	MS	JR	13	12	11	1	0	0	72	5.5
T.J. Yeldon	UA	JR	13	12	11	1	0	0	72	5.5
Alex Collins	AR	SO	13	12	12	0	0	0	72	5.5
11. Bud Sasser	MO	SR	14	12	0	12	0	1	74	5.3
12. Nick Marshall	AU	SR	13	11	11	0	0	1	68	5.2
13. Mike Davis	SC	JR	13	11	9	2	0	0	66	5.1
Pharoh Cooper	SC	SO	13	11	2	9	0	0	66	5.1
Leonard Fournette	LS	FR	13	11	10	0	1	0	66	5.1

FIELD GOALS	Team	Cl	G	FG	FGA	Pct.	FG/G
1. Austin MacGinnis	UK	FR	12	21	27	77.8	1.75
2. Aaron Medley	UT	FR	13	20	26	76.9	1.54
3. Daniel Carlson	AU	FR	13	18	24	75.0	1.38
Elliott Fry	SC	SO	13	18	25	72.0	1.38
5. Andrew Baggett	MO	JR	14	18	25	72.0	1.29
6. Marshall Morgan	UG	JR	13	16	21	76.2	1.23
7. Frankie Velez	UF	SR	10	12	14	85.7	1.20
8. Josh Lambo	AM	SR	12	13	15	86.7	1.08
9. Adam Griffith	UA	FR	12	12	19	63.2	1.00
10. Evan Sobiesk	MS	SO	13	12	14	85.7	0.92
11. Colby Delahoussaye	LS	SO	12	11	15	73.3	0.92
12. Tommy Openshaw	VU	FR	11	8	11	72.7	0.73
13. Adam McFain	AR		10	7	10	70.0	0.70
14. Austin Hardin	UF	SO	12	7	10	70.0	0.58
15. Gary Wunderlich	UM	FR	11	6	8	75.0	0.55

SCORING (KICK)	Team	Cl	G	PATs	FGs	Pts	Pts/G
1. Marshall Morgan	UG	JR	13	67-68	16-21	115	8.8
2. Austin MacGinnis	UK	FR	12	41-41	21-27	104	8.7
3. Daniel Carlson	AU	FR	13	57-57	18-24	111	8.5
4. Josh Lambo	AM	SR	12	59-59	13-15	98	8.2
5. Elliott Fry	SC	SO	13	51-51	18-25	105	8.1
6. Aaron Medley	UT	FR	13	42-43	20-26	102	7.8
7. Adam Griffith	UA	FR	12	49-49	12-19	85	7.1
8. Evan Sobiesk	MS	SO	13	56-59	12-14	92	7.1
9. Andrew Baggett	MO	JR	14	43-45	18-25	97	6.9
10. Frankie Velez	UF	SR	10	30-31	12-14	66	6.6
11. Colby Delahoussaye	LS	SO	12	34-36	11-15	67	5.6
12. Adam McFain	AR		10	20-20	7-10	41	4.1
13. Tommy Openshaw	VU	FR	11	21-21	8-11	45	4.1
14. John Henson	AR	SR	10	31-33	2-4	37	3.7
15. Gary Wunderlich	UM	FR	11	20-20	6-8	38	3.5

FIELD GOAL PCT	Team	Cl	G	FG	FGA	Long	Pct.
1. Josh Lambo	AM	SR	12	13	15	50	86.7
2. Evan Sobiesk	MS	SO	13	12	14	45	85.7
Frankie Velez	UF	SR	10	12	14	40	85.7
4. Austin MacGinnis	UK	FR	12	21	27	54	77.8
5. Aaron Medley	UT	FR	13	20	26	46	76.9
6. Marshall Morgan	UG	JR	13	16	21	53	76.2
7. Daniel Carlson	AU	FR	13	18	24	51	75.0
8. Colby Delahoussaye	LS	SO	12	11	15	50	73.3
9. Tommy Openshaw	VU	FR	11	8	11	48	72.7
10. Elliott Fry	SC	SO	13	18	25	47	72.0
Andrew Baggett	MO	JR	14	18	25	52	72.0
12. Adam McFain	AR		10	7	10	49	70.0
13. Adam Griffith	UA	FR	12	12	19	47	63.2

PAT KICKING PCT	Team	Cl	G	Made	Att	Pct.
1. Josh Lambo	AM	SR	12	59	59	100.0
Daniel Carlson	AU	FR	13	57	57	100.0
Elliott Fry	SC	SO	13	51	51	100.0
Adam Griffith	UA	FR	12	49	49	100.0
Austin MacGinnis	UK	FR	12	41	41	100.0
Adam McFain	AR		10	20	20	100.0
7. Marshall Morgan	UG	JR	13	67	68	98.5
8. Aaron Medley	UT	FR	13	42	43	97.7
9. Frankie Velez	UF	SR	10	30	31	96.8
10. Andrew Baggett	MO	JR	14	43	45	95.6
11. Evan Sobiesk	MS	SO	13	56	59	94.9
12. Colby Delahoussaye	LS	SO	12	34	36	94.4
13. John Henson	AR	SR	10	31	33	93.9

TACKLES (All positions) Player	Team	Cl	G	Pos	Solo	Ast	Total	Avg/G	Sack
1. A.J. Johnson	UT	SR	10	LB	58	43	101	10.1	2.0
2. Martrell Spaight	AR	SR	13		63	65	128	9.8	1.0
3. Josh Forrest	UK	JR	12	LB	63	47	110	9.2	1.0
4. Amarlo Herrera	UG	SR	13	LB	44	71	115	8.8	3.0
5. Kentrell Brothers	MO	JR	14	LB	62	59	121	8.6	1.0
6. Ramik Wilson	UG	SR	13	LB	56	54	110	8.5	2.0
7. Antonio Morrison	UF	JR	12		30	71	101	8.4	1.0
8. Michael Scherer	MO	SO	14	LB	51	63	114	8.1	0.5
9. Jalen Reeves-Maybin	UT	SO	13	LB	63	38	101	7.8	2.0
10. Skai Moore	SC	SO	12	LB	52	41	93	7.8	1.0
11. Kwon Alexander	LS	JR	12	LB	40	50	90	7.5	1.5
12. Landon Collins	UA	JR	14	DB	60	42	102	7.3	0.0
13. Johnathan Ford	AU	SO	13	DB	63	30	93	7.2	1.0
14. Nigel Bowden	VU	FR	11		37	41	78	7.1	1.0
15. Cassanova McKinzy	AU	JR	13	LB	60	31	91	7.0	1.5
16. Brian Randolph	UT	JR	13	DB	65	23	88	6.8	0.0
17. Kris Frost	AU	JR	13	LB	59	28	87	6.7	3.5
Trey DePriest	UA	SR	13	LB	43	44	87	6.7	0.0
19. Reggie Ragland	UA	JR	14	LB	46	47	93	6.6	1.5
20. Brooks Ellis	AR	SO	11		29	43	72	6.5	0.5
21. Shaan Washington	AM	SO	10		27	37	64	6.4	2.0
22. Howard Matthews	AM	SR	13		43	39	82	6.3	0.0
23. Alvin Dupree	UK	SR	12	DE	46	29	75	6.2	7.5
24. T.J. Gurley	SC	JR	13		49	31	80	6.2	0.0
25. Zach Cunningham	VU	FR	11		37	30	67	6.1	1.5
26. Deshazor Everett	AM	SR	13		51	28	79	6.1	0.0
27. Markus Golden	MO	SR	13	DL	35	43	78	6.0	10.0
28. Kendell Beckwith	LS	SO	13	LB	36	41	77	5.9	2.0
29. Ladarrell McNeil	UT	JR	13	DB	46	30	76	5.8	0.0
30. Michael Taylor	UF	SR	11		21	43	64	5.8	1.0
31. Nick Perry	UA	SR	14	DB	53	27	80	5.7	0.0
32. Marcus Maye	UF	SO	11		38	24	62	5.6	0.0
33. Danielle Hunter	LS	JR	13	DE	30	43	73	5.6	1.5
Ronald Martin	LS	SR	13		25	48	73	5.6	0.0
35. Derek Barnett	UT	FR	13	DL	47	25	72	5.5	10.0
36. Torren McGaster	VU	SO	12		46	20	66	5.5	0.0
37. Jermauria Rasco	LS	SR	13	DE	24	47	71	5.5	4.0
Benardrick McKinney	MS	JR	13	LB	35	36	71	5.5	3.0
Mike Hilton	UM	JR	13		48	23	71	5.5	0.0
40. Neiron Ball	UF	SR	9		16	33	49	5.4	2.0
41. Damian Swann	UG	SR	12	DB	35	30	65	5.4	2.0
42. Jordan Jenkins	UG	JR	13	LB	32	38	70	5.4	5.0
43. Tony Conner	UM	SO	13		38	31	69	5.3	1.0
Jonathon Mincy	AU	SR	13	DB	55	14	69	5.3	1.0
45. De'Vante Harris	AM	JR	10		32	21	53	5.3	0.0
46. Trey Flowers	AR	SR	13		34	34	68	5.2	6.0
47. Za'Darius Smith	UK	SR	12	DE	26	35	61	5.1	4.5
48. Jamal Adams	LS	FR	13	DB	38	28	66	5.1	1.0
49. Braylon Webb	MO	SR	14		36	34	70	5.0	0.0
Justin Bass	AM	SR	13		22	43	65	5.0	0.0

SACKS	Team	Cl	G	Pos	Solo	Ast	Yds	Total	Avg/G
1. Shane Ray	MO	JR	14	DE	12	5	94	14.5	1.04
2. Myles Garrett	AM	FR	12		10	3	67	11.5	0.96
3. Curt Maggitt	UT	JR	13	DL	11	0	56	11.0	0.85
4. Markus Golden	MO	SR	13	DL	8	4	66	10.0	0.77
Derek Barnett	UT	FR	13	DL	9	2	52	10.0	0.77
6. Preston Smith	MS	SR	13	DL	8	2	60	9.0	0.69
7. Xzavier Dickson	UA	SR	14	LB	8	2	49	9.0	0.64
8. Dante Fowler	UF	JR	12		8	1	64	8.5	0.71
9. Marquis Haynes	UM	FR	13		7	1	72	7.5	0.58
10. Alvin Dupree	UK	SR	12	DE	6	3	44	7.5	0.62

TACKLES FOR LOSS	Team	Cl	G	Pos	Solo	Ast	Yds	Total	Avg/G
1. Shane Ray	MO	JR	14	DE	19	7	122	22.5	1.61
2. Derek Barnett	UT	FR	13	DL	18	5	79	20.5	1.58
3. Markus Golden	MO	SR	13	DL	15	10	95	20.0	1.54
4. Trey Flowers	AR	SR	13		12	7	95	15.5	1.19
5. Preston Smith	MS	SR	13	DL	13	4	81	15.0	1.15
6. Dante Fowler	UF	JR	12		11	8	78	15.0	1.25
7. Curt Maggitt	UT	JR	13	DL	14	2	68	15.0	1.15
8. Myles Garrett	AM	FR	12		12	4	73	14.0	1.17
9. Alvin Dupree	UK	SR	12	DE	11	5	64	13.5	1.12
10. Danielle Hunter	LS	JR	13	DE	9	8	47	13.0	1.00

FUMBLES FORCED	Team	Cl	G	Num	Avg/G
1. Damian Swann	UG	SR	12	4	0.33
2. Leonard Floyd	UG	SO	12	3	0.25
3. Channing Ward	UM	JR	13	3	0.23
Kris Frost	AU	JR	13	3	0.23
Markus Golden	MO	SR	13	3	0.23
Marquis Haynes	UM	FR	13	3	0.23
7. Kentrell Brothers	MO	JR	14	3	0.21
Shane Ray	MO	JR	14	3	0.21
9. A.J. Johnson	UT	SR	10	2	0.20
10. Brooks Ellis	AR	SO	11	2	0.18

FUMBLES RCVD	Team	Cl	G	Num	Avg/G
1. Markus Golden	MO	SR	13	3	0.23
Darius Philon	AR	SO	13	3	0.23
Benardrick McKinney	MS	JR	13	3	0.23
4. Reggie Ragland	UA	JR	14	3	0.21
5. De'Vante Harris	AM	JR	10	2	0.20
6. Khalid Henderson	UK	JR	12	2	0.17
Vince Taylor	VU	SR	12	2	0.17
Kody Walker	AR	JR	12	2	0.17
Vernon Hargreaves	UF	SO	12	2	0.17
Jabari Gorman	UF	SR	12	2	0.17

PASSES DEFENDED	Team	Cl	G	Brup	Int	Total	Avg/G
1. Senquez Golson	UM	SR	13	8	10	18	1.38
Jonathan Jones	AU	JR	13	12	6	18	1.38
3. Vernon Hargreaves	UF	SO	12	13	3	16	1.33
4. Cameron Sutton	UT	SO	13	13	3	16	1.23
5. Brian Poole	UF	JR	12	10	4	14	1.17
6. Cyrus Jones	UA	JR	14	13	3	16	1.14
7. Damian Swann	UG	SR	12	8	4	12	1.00
Jared Collins	AR	SO	13	13	0	13	1.00
Aarion Penton	MO	SO	13	10	3	13	1.00
10. Armani Watts	AM	FR	13	9	3	12	0.92

NATIONAL CHAMPIONS

Year	Team	Poll
1951	Tennessee	AP, UPI
1957	Auburn	AP
1958	LSU	AP, UPI
1960	Ole Miss	FWAA
1961	Alabama	AP, UPI
1964	Alabama	AP, UPI
1964	#Arkansas	FWAA
1965	Alabama	AP, FWAA
1973	Alabama	UPI
1978	Alabama	AP, FWAA
1979	Alabama	AP, UPI, FWAA
1980	Georgia	AP, UPI, FWAA
1992	Alabama	AP, UPI, USA Today, FWAA
1996	Florida	AP, USA Today, FWAA
1998	Tenneseee	AP, ESPN/USA Today, FWAA
2003	LSU	ESPN/USA Today
2006	Florida	ESPN/USA Today, AP
2007	LSU	ESPN/USA Today, AP
2008	Florida	ESPN/USA Today, AP
2009	Alabama	ESPN/USA Today, AP
2010	Auburn	ESPN/USA Today, AP
2011	Alabama	ESPN/USA Today/AP
2012	Alabama	ESPN/USA Today/AP

NOTE: #Arkansas was not a member of the SEC

UNDEFEATED AND UNTIED TEAMS

(Regular Season Only)

YEAR	TEAM	W-L-T	PTS	OPP	BOWL	OPPONENT	SCORE
1934	Alabama	9-0-0	287	32	Rose	Stanford	29-13
1937	Alabama	9-0-0	225	20	Rose	California	0-13
1938	Tennessee	10-0-0	276	16	Orange	Oklahoma	17-0
1939	Tennessee	10-0-0	212	0	Rose	Southern Cal	0-14
1940	Tennessee	10-0-0	319	26	Sugar	Boston Coll.	13-19
1945	Alabama	9-0-0	396	66	Rose	Southern Cal	34-14
1946	Georgia	10-0-0	372	100	Sugar	North Carolina	20-10
1951	Tennessee	10-0-0	373	88	Sugar	Maryland	13-28
1952	Georgia Tech	11-0-0	301	52	Sugar	Ole Miss	24-7
1956	Tennessee	10-0-0	268	75	Sugar	Baylor	7-13
1957	Auburn	10-0-0	207	28	(None)		
1958	LSU	10-0-0	275	53	Sugar	Clemson	7-0
1961	Alabama	10-0-0	287	22	Sugar	Arkansas	10-3
1962	Ole Miss	9-0-0	230	40	Sugar	Arkansas	17-13
1964	Alabama	10-0-0	223	67	Orange	Texas	17-21
1966	Alabama	10-0-0	267	37	Sugar	Nebraska	34-7
1971	Alabama	11-0-0	362	84	Orange	Nebraska	6-38
1973	Alabama	11-0-0	454	89	Sugar	Notre Dame	23-24
1974	Alabama	11-0-0	318	83	Orange	Notre Dame	11-13
1979	Alabama	11-0-0	359	58	Sugar	Arkansas	24-9
1980	Georgia	11-0-0	316	127	Sugar	Notre Dame	17-10
1982	Georgia	11-0-0	315	133	Sugar	Penn State	23-27
1992	Alabama	12-0-0	332	109	Sugar	Miami	34-13
1993	Auburn	11-0-0	353	192	(None)		
1995	Florida	12-0-0	534	201	Fiesta	Nebraska	24-62
1998	Tennessee	12-0-0	431	189	Fiesta	Florida State	23-16
2004	Auburn	12-0-0	401	134	Sugar	Virginia Tech	16-13
2008	Alabama	12-0-0	422	200	Sugar	Utah	17-31
2009	Alabama	12-0-0	449	164	BCS Title	Texas	37-21
2009	Florida	12-0-0	502	174	Sugar	Cincinnati	51-24
2010	Auburn	12-0-0	577	337	BCS Title	Oregon	22-19
2012	LSU	12-0-0	500	158	BCS Title	Alabama	0-21

SEC ALL-TIME FOOTBALL STANDINGS

(Regular season games against each other, 1933 through 2014)

SCHOOL	YEARS	GAMES	WON-LOST-TIED	PCT.	2014 SEC RECORD
Alabama	81	576	*390-166-20	.694	7-1
Missouri	3	24	16-8	.667	7-1
Tennessee	81	536	*325-192-19	.624	3-5
Georgia	82	538	321-203-14	.610	6-2
LSU	82	540	304-214-22	.583	4-4
Florida	81	518	292-211-15	.578	4-4
Auburn	81	556	302-236-18	.559	4-4
Ole Miss	81	533	253-265-15	.489	5-3
Arkansas	23	184	*82-100-2	.451	2-6
South Carolina	23	184	*82-101-1	.448	3-5
Texas A&M	3	24	13-21	.382	3-5
Mississippi State	81	541	*181-348-12	.346	6-2
Kentucky	81	535	158-365-12	.307	2-6
Vanderbilt	82	543	*130-395-18	.256	0-8
FORMER MEMBERS					
Georgia Tech	31	194	115-70-9	.616	
Tulane	33	195	69-113-13	.387	
Sewanee	8	37	0-37-0	.000	

Note: Sewanee withdrew after the 1940 season, Georgia Tech after 1963 and Tulane after 1965. During World War II Alabama, Auburn, Florida, Kentucky, Ole Miss, Mississippi State, Tennessee and Vanderbilt suspended football in 1943; Vanderbilt through '44. Appointed conference games of 1954, '58, '64, '65, '66, '67, '68 and the Alabama-Ole Miss games of 1980 and '81 are not included in these records or total points.

*Includes forfeits imposed on Alabama by NCAA

SEC FOOTBALL WINNING STREAKS

WINS	SCHOOL	YEARS	STREAK
28	Alabama	1991-93	Final 10 games of 1991 through first five games of 1993
28	Alabama	1978-80	Final nine games of 1978 through seventh game of 1980
23	Tennessee	1937-39	Final two games of 1937 through tenth game of 1939
22	Florida	2008-09	Final 10 games of 2008 through first 12 games of 2009
20	Alabama	1924-26	Final game of 1924 through ninth game of 1926
20	Auburn	1993-94	All 11 games of 1993 and first 9 games of 1994
19	Alabama	2009-10	All games of the 2009 season through first five of 2010
19	Alabama	1961-62	Entire 1961 season through eighth game of 1962
19	LSU	1957-59	Final game of 1957 through seventh game of 1959
18	Georgia Tech	1951-53	Final five games of 1951 through first game of 1953
17	Auburn	2009-11	Final game of 2009, all of 2010 and first two of 2011
17	Auburn	1956-58	Final four games of 1956 through third game of 1958
17	Georgia	1945-47	Final five games of 1945 through first game of 1947
15	Auburn	2003-04	Final two games of 2003 through2004 season
15	Georgia	1979-81	Final game of 1979 through second game of 1981
14	LSU	2010-11	Final game of 2010 through first 13 games of 2011.
14	Tennessee	1998-99	All 13 games of 1998 through first game of 1999

Listing includes bowl games

NOTE: Arkansas recorded a 22-game winning streak from November 23, 1963 to January 1, 1966 as a member of the Southwest Conference.

CONSECUTIVE SEC VICTORIES

WINS	SCHOOL	YEARS	STREAK
27	Alabama	1976-80	Final four SEC games in 1976 through fourth SEC game of 1980
24	Florida	1994-97	Final five SEC games in 1994 through fourth SEC game of 1997
23	Georgia	1980-83	All SEC games in 1980 through fifth SEC game of 1983
20	Alabama	1973-75	All SEC games in 1973 through sixth SEC game of 1975
20	Tennessee	1937-40	Final two SEC games of 1937 through 1940
18	Alabama	1991-93	Second SEC game of 1991 through third SEC game of 1993
16	Alabama	2008-09	All SEC regular season games during 2008 & 2009 seasons
15	Tennessee	1997-98	Last seven SEC games in 1997 through all SEC games in 1998
14	Alabama	1971-72	All SEC games in 1971 through all SEC games of 1972
14	Georgia Tech	1950-52	Final SEC game of 1950 through sixth SEC game of 1952
14	Auburn	1993-94	All SEC games in 1993 through sixth game of 1994
14	Florida	2008-09	Final six SEC games of 2008 plus all eight games in 2009
13	LSU	1935-37	All SEC games in 1935 through second SEC game of 1937
13	Ole Miss	1961-63	Final two SEC games of 1961 through fifth SEC game of 1963

Listing includes regular season games only

NOTE: Georgia Tech was a member of the Southeastern Conference from 1933-63.

NON-CONFERENCE RECORDS

(Does not include bowl games)

	SINCE 1933					SINCE 2000					
School	**Games**	**Won**	**Lost**	**Tied**	**Pct.**	**Games**	**Won**	**Lost**	**Tied**	**Pct.**	**Current Streak***
Alabama	323	256	61	6	.802	56	45	11	0	.804	W25
Arkansas	80	65	15	0	.813	56	50	6	0	.893	W4
Auburn	326	245	73	8	.764	56	46	10	0	.821	W11
Florida	351	239	103	9	.694	55	44	11	0	.800	L1
Georgia	377	275	88	14	.748	56	49	7	0	.875	L1
Kentucky	336	228	99	9	.692	56	41	15	0	.732	L1
LSU	358	269	78	11	.767	56	54	2	0	.964	W49
Ole Miss	344	251	85	8	.741	56	42	14	0	.750	W9
Mississippi State	318	229	81	8	.733	56	39	17	0	.696	W7
Missouri	12	10	2	0	.833	12	10	2	0	.833	L1
South Carolina	80	60	20	0	.750	56	47	9	0	.839	L1
Tennessee	359	283	67	9	.801	56	46	10	0	.821	W1
Texas A&M	12	12	0	0	1.000	12	12	0	0	1.000	W12
Vanderbilt	319	193	117	9	.619	56	35	21	0	.625	W3
TOTALS	**3590**	**2610**	**889**	**91**	**.740**	**686**	**552**	**134**	**0**	**.805**	**---**

SHUTOUTS IN THE SEC SINCE 1992

Which defenses in the SEC have posted the most shutouts since 1992:

Team	Total	Last
Team	Total	Last
Alabama	26	10/18/14 vs. Texas A&M (59-0)
Arkansas	8	11/22/14 vs. Ole Miss (30-0)
Auburn	14	8/30/08 vs. UL-Monroe (34-0)
Georgia	12	10/11/14 vs. Missouri (34-0)
Florida	11	9/6/14 vs. Eastern Michigan (65-0)
Kentucky	5	9/5/09 vs. Miami, Ohio (42-0)
LSU	18	9/13/14 vs. UL-Monroe (31-0)
Ole Miss	13	11/8/14 vs. Presbyterian (48-0)
Mississippi State	9	11/22/14 vs. Vanderbilt (51-0)
Missouri	8	9/17/11 vs. Western Illinois (69-0)
South Carolina	7	8/28/08 vs. N.C. State (34-0)
Tennessee	16	8/31/13 vs. Austin Peay (45-0)
Texas A&M	9	9/11/04 vs. Wyoming (31-0)
Vanderbilt	4	11/3/12 vs. Kentucky (40-0)

SEC'S BEST ROAD TEAMS SINCE 1992

Which SEC team has the best record away from home in league games since 1992 (includes neutral site games/does not include SEC Championship Game):

Team	W-L	Pct.
Florida	73-29	.716
Alabama	61-32	.656
Georgia	64-39-1	.620
Tennessee	54-38	.587
Auburn	51-40	.560
LSU	50-42-1	.543
South Carolina	37-55	.402
Arkansas	33-57-2	.370
Ole Miss	27-65	.293
Mississippi State	25-66-1	.277
Kentucky	23-69	.250
Vanderbilt	18-74	.196
Missouri	9-3	.750
Texas A&M	10-4	.714

CLOSE LOSSES SINCE 2003

TEAM	TOTAL LOSSES	1-7 MARGIN	PCT.
Georgia	42	26	.619
Alabama	40	24	.600
LSU	32	17	.531
Florida	44	23	.523
South Carolina	57	26	.456
Arkansas	62	27	.435
Auburn	48	19	.396
Ole Miss	76	30	.394
Texas A&M	65	25	.385
Tennessee	64	23	.359
Vanderbilt	88	31	.352
Missouri	51	16	.314
Kentucky	87	26	.299
Mississippi State	77	18	.234

EASTERN VS. WESTERN DIVISION

(Since 1992 • DOES NOT INCLUDE SEC CHAMPIONSHIP GAME)

EASTERN vs. Western	W	L	T	Pct.	Streak
Florida	39	27	0	.591	L3
Georgia	44	21	1	.674	W2
Kentucky	23	43	0	.348	L6
Missouri	4	2	0	.667	W4
South Carolina	24	41	1	.371	L2
Tennessee	36	29	1	.553	L9
Vanderbilt	12	54	0	.181	L4
TOTALS	**182**	**217**	**3**	**.456**	

WESTERN vs. Eastern	W	L	T	Pct.	Streak
Alabama	46	19	1	.705	W10
Arkansas	27	39	0	.409	L5
Auburn	40	25	1	.614	L1
LSU	35	30	1	.538	W3
Ole Miss	32	34	0	.485	W2
Mississippi State	34	32	0	.515	W2
Texas A&M	3	3	0	.500	L1
TOTALS	**217**	**182**	**3**	**.544**	

SEC STATISTICAL TRENDS

Below are some statistical trends in the SEC since conference expansion in 1992 through the 2014 season (Averages per Game Only):

Category	1992	1993	1994	1995	1996	1997	1998	1999	2000	2001	2002	2003	2004	2005	2006	2007	2008	2009	2010	2011	2012	2013	2014
Scoring Offense	21.7	24.7	26.3	27.1	24.6	25.7	25.9	24.9	26.4	27.7	25.6	27.3	25.0	24.1	25.4	30.3	25.6	28.4	31.0	27.3	30.4	31.7	31.5
Total Offense	335.1	367.2	366.9	376.7	344.7	372.6	376.4	349.5	364.8	399.2	360.4	376.9	368.9	348.3	351.6	385.9	342.9	378.6	400.2	355.0	402.4	432.5	417.7
Rushing Offense	167.4	169.8	165.1	153.7	144.7	137.9	144.0	127.7	140.9	154.1	163.9	157.8	166.6	141.4	140.5	168.4	147.1	175.8	175.2	161.1	168.4	197.0	189.0
Passing Offense	167.7	197.4	201.8	223.0	200.0	234.7	232.4	221.8	223.9	245.1	196.5	219.1	202.3	206.9	211.1	217.5	195.8	202.8	225.0	193.9	234.0	235.5	228.7
Percent Run	49.9%	46.2%	44.9%	40.8%	41.9%	37.0%	38.3%	36.5%	38.6%	38.6%	45.5%	41.9%	45.2%	40.6%	39.9%	43.6%	42.9%	46.4%	43.8%	45.4%	41.8%	45.5%	45.2%
Percent Pass	50.1%	53.8%	55.1%	59.2%	58.1%	63.0%	61.7%	63.5%	61.4%	61.4%	54.5%	58.1%	54.8&	59.4%	60.1%	56.8%	57.1%	53.6%	56.2%	54.6%	58.2%	54.5%	54.8%
Scoring Defense	18.8	19.6	21.7	22.5	20.9	21.2	22.3	21.0	22.2	23.7	21.2	22.5	21.2	20.7	19.4	23.8	20.5	20.8	23.7	20.7	23.0	24.8	23.4
Total Defense	315.1	329.9	340.9	349.0	320.3	339.1	349.5	322.4	337.1	372.5	329.2	346.6	336.9	327.6	315.0	352.9	309.4	328.7	350.3	320.7	361.3	379.8	370.3
Rushing Defense	145.8	146.1	151.4	141.6	131.7	121.6	132.9	107.3	128.8	140.7	143.1	137.7	149.5	131.7	128.4	147.4	122.3	140.7	141.2	143.8	140.2	161.0	157.7
Passing Defense	169.3	183.8	189.5	207.4	188.6	217.5	216.6	215.1	208.3	231.8	186.1	208.9	187.4	195.9	186.6	205.5	187.1	188.0	209.1	176.9	221.2	218.7	212.6
Percent Run	46.3%	44.3%	44.4%	40.6%	41.1%	35.9%	38.0%	33.3%	38.2%	37.8%	43.5%	39.7%	44.4%	40.2%	40.8%	41.8%	39.5%	42.8%	40.3%	44.8%	38.7%	42.4%	42.6%
Percent Pass	53.7%	55.7%	55.6%	59.4%	58.9%	64.1%	62.0%	66.7%	61.8%	62.2%	56.5%	60.3%	55.6%	58.8%	59.2%	58.2%	60.5%	57.2%	59.7%	55.2%	61.3%	57.6%	57.4%

2014 SEC NON-CONFERENCE RECORD

[55-12 (.821)] (Includes Bowl Games)

CONFERENCE	APP.	2014 W-L	PCT.	SINCE 1995*
American	5	4-1	.800	26-29 (.473) #
Atlantic Coast	8	3-5	.375	92-60 (.605)
Big Ten	5	3-2	.600	47-32 (.595)
Big 12	8	5-3	.625	42-28-1 (.599)
Conference USA	9	9-0	1.000	123-24 (.837)
Mid-American	4	4-0	1.000	56-5 (.918)
Mountain West	3	3-0	1.000	16-7 (.696)
Pac-12	0	0-0	.000	18-14 (.563)
Sun Belt	7	7-0	1.000	140-7 (.952)
Western Athletic	1	1-0	1.000	48-7 (.873)
FBS Independent	1	0-1	.000	46-17 (.730)
Non-FBS	16	16-0	1.000	135-3 (.978)

* using alignment during year played.
# formerly BIG EAST.

SEC NON-CONFERENCE RECORD

(Since 1992)

YEAR	APP.	REGULAR SEASON W-L	PCT.	BOWLS
1992	36	27-9	.750	5-1
1993	36	28-7-1	.792	2-2
1994	36	27-8-1	.764	3-2
1995	36	29-7	.806	2-4
1996	36	27-9	.750	5-0
1997	36	32-4	.889	5-1
1998	36	27-9	.750	4-4
1999	36	28-8	.778	4-4
2000	36	27-9	.750	4-5
2001	36	29-7	.806	5-3
2002	49	37-12	.755	3-4
2003	46	31-15	.674	5-2
2004	36	25-11	.694	3-3
2005	36	27-9	.750	3-3
2006	48	41-7	.854	6-3
2007	48	40-8	.825	7-2
2008	48	37-11	.771	6-2
2009	48	42-6	.875	6-4
2010	48	41-7	.854	5-5
2011	48	42-6	.875	5-2
2012	56	48-8	.857	6-3
2013	56	47-9	.839	7-3
2014	55	48-7	.863	7-5
TOTALS	**982**	**787-193-2**	**.802**	**108-67 (.617)**
TOTAL w/ BOWLS	**1157**	**895-260-2**	**.774**	

MOST PLAYED SEC RIVALRIES

GAMES	SERIES	SERIES RECORD	FIRST GAME	LAST GAME
118	Auburn vs. Georgia	Auburn 55-55-8	1892	2014
111	Ole Miss vs. Mississippi State	Ole Miss 62-43-6	1901	2014
110	Kentucky vs. Tennessee	Tennessee 77-24-9	1893	2014
#	Tennessee vs. Vanderbilt	(see below)	1896	2014
108	LSU vs. Mississippi State	LSU 71-34-3	1896	2014
105	Georgia vs. Georgia Tech	Georgia 63-38-5***	1893	2014
103	LSU vs. Ole Miss	LSU 59-40-4	1894	2014
99	Alabama vs. Mississippi State	Alabama 79-17-3	1896	2014
97	Alabama vs. Tennessee	Alabama 52-37-8	1901	2014
96	LSU vs. Tulane	LSU 67-22-7**	1893	2009
92	Auburn vs. Georgia Tech	Auburn 47-41-4*	1892	2005
##	Florida vs. Georgia	(see below)	1904/1915	2014
89	Ole Miss vs. Vanderbilt	Ole Miss 49-38-2	1894	2014
88	Auburn vs. Mississippi State	Auburn 61-25-2	1905	2014
87	Kentucky vs. Vanderbilt	Kentucky 42-41-4	1896	2014
83	Alabama vs. Vanderbilt	Alabama 61-18-4	1903	2011
83	Auburn vs. Florida	Auburn 43-38-2	1912	2011
79	Alabama vs. Auburn	Alabama 43-35-1	1893	2014
78	&Alabama vs. LSU	Alabama 49-25-5	1895	2014
70	Ole Miss vs. Tulane	Ole Miss 42-28	1893	2012
66	Alabama vs. Georgia	Alabama 37-25-4	1895	2012
65	Ole Miss vs. Tennessee	Tennessee 45-19-1	1902	2014

Note: List includes all games played through the 2014 season between teams that were at one time members of the SEC.

Disagreement in series record. Tennessee records show 108 games (74-29-5 Tennessee), while Vanderbilt records show 109 games (74-30-5 Tennessee). Game in question is 1918. Tennessee records show no official varsity teams fielded in 1917-18.

Disagreement in series record. Florida records show 92 games (49-41-2 Georgia), while Georgia records show 93 games (50-41-2 Georgia). Game in question is 1904. Florida records show the school fielded its first varsity football team in 1906.

* Since Georgia Tech withdrew from the SEC following the 1963 season, Auburn-Georgia Tech series record is 17-8 (Auburn).

** Since Tulane withdrew from the SEC following the 1965 season, LSU-Tulane series record is 28-4 (LSU).

*** Since Georgia Tech withdrew from the SEC following the 1963 season, Georgia-Georgia Tech series record is 34-12 (Georgia).

& Met twice during 2011: Once in regular season; once in BCS Championship Game.

LONGEST UNINTERRUPTED SEC RIVALRIES

GAMES	SERIES	FIRST GAME
99	Ole Miss-Mississippi State	from 1915**
95	Tennessee-Kentucky	from 1919**
95	Auburn-Georgia	from 1919**
90	Georgia-Georgia Tech	from 1925
74	Alabama-Tennessee	from 1944**

** – Neither team fielded a team in 1943 due to World War II.

MOST CONSECUTIVE WINS OVER AN SEC OPPONENT

GAMES	SERIES	LENGTH
26	Tennessee over Kentucky	1985-2010
22	Alabama over Mississippi State	1958-1979
22	Tennessee over Vanderbilt	1983-2004
19	Vanderbilt over Ole Miss	1894-1938
17	LSU over Tulane	1956-1972

YEAR-BY-YEAR NON-CONFERENCE RECORD

(* - Does not include bowl games)

YEAR	WON	LOST	TIE	PCT.
1933	37	13	4	.722
1934	35	17	2	.667
1935	40	15	1	.723
1936	39	14	6	.712
1937	38	14	4	.714
1938	36	18	0	.667
1939	45	14	2	.754
1930s	**270**	**105**	**19**	**.709**
1940	46	18	0	.719
1941	46	13	0	.780
1942	44	10	3	.798
1943	22	7	0	.759
1944	30	13	1	.693
1945	33	17	0	.660
1946	39	12	1	.760
1947	40	13	1	.750
1948	32	7	4	.791
1949	27	13	4	.659
1940s	**359**	**123**	**14**	**.738**
1950	37	12	2	.745
1951	37	9	1	.798
1952	38	9	1	.802
1953	31	17	1	.643
1954	27	15	2	.636
1955	31	10	1	.750
1956	28	9	3	.738
1957	22	9	2	.697
1958	33	10	0	.767
1959	36	7	1	.830
1950s	**320**	**107**	**14**	**.741**
1960	34	7	1	.821
1961	32	14	1	.691
1962	24	10	9	.663
1963	29	11	2	.714
1964	28	13	1	.679
1965	30	15	1	.663
1966	29	13	2	.682
1967	24	17	2	.581
1968	31	12	1	.716
1969	36	13	0	.735
1960s	**297**	**125**	**20**	**.695**
1970	35	14	1	.710
1971	41	9	0	.820
1972	33	11	0	.750
1973	34	11	3	.740
1974	43	11	3	.781
1975	32	21	1	.602
1976	30	31	1	.587
1977	26	22	1	.541
1978	31	20	2	.604
1979	23	29	1	.443
1970s	**328**	**169**	**13**	**.656**

YEAR	WON	LOST	TIE	PCT.
1980	34	20	0	.630
1981	32	22	1	.591
1982	38	18	1	.675
1983	38	16	3	.693
1984	38	15	3	.705
1985	40	10	5	.773
1986	40	15	2	.719
1987	38	17	2	.684
1988	27	18	0	.600
1989	30	10	0	.750
1980s	**356**	**161**	**17**	**.683**
1990	25	15	1	.623
1991	32	8	0	.800
1992	27	9	0	.750
1993	28	7	1	.792
1994	27	8	1	.764
1995	29	7	0	.806
1996	27	9	0	.750
1997	32	4	0	.889
1998	27	9	0	.750
1999	28	8	0	.778
1990s	**282**	**84**	**3**	**.768**
2000	27	9	0	.750
2001	29	7	0	.806
2002	37	12	0	.755
2003	31	15	0	.674
2004	25	11	0	.694
2005	27	9	0	.750
2006	41	7	0	.824
2007	40	8	0	.825
2008	37	11	0	.771
2009	42	6	0	.875
2000s	**336**	**95**	**0**	**.780**
2010	41	7	0	.854
2011	42	6	0	.875
2012	48	8	0	.857
2013	47	9	0	.839
2014	48	7	0	.873
2010s	**226**	**37**	**0**	**.859**

NON-CONFERENCE RECORD SINCE 2000

The Southeastern Conference has the nation's top non-conference winning percentage (including bowl games) since 2000. The SEC is 562-132 (.810) against non-conference foes since 2000. In the regular season, the SEC has the top winning percentage (.804). Since 2000, the SEC has more bowl appearances (129) and bowl wins (79) than any other conference. The schools that currently comprise the SEC have appeared in 424 bowls (including 2014-15). That is by far the most of any conference in the nation. Since 2006, the SEC posted a 10-6 record in BCS bowl games, more wins and a higher winning percentage (.625) than any other conference. One of the six losses was the 2012 BCS Championship Game versus another league member.

SEC FOOTBALL CHAMPIONS

YEAR	CHAMPION	SEC	OVERALL	COACH
1933	Alabama	5-0-1	7-1-1	Frank Thomas
1934	Tulane	8-0	10-1	Ted Cox
	Alabama	7-0	10-0	Frank Thomas
1935	LSU	5-0	9-2	Bernie Moore
1936	LSU	6-0	9-1-1	Bernie Moore
1937	Alabama	6-0	9-1	Frank Thomas
1938	Tennessee	7-0	11-0	Bob Neyland
1939	Tennessee	6-0	10-1	Bob Neylan
	Georgia Tech	6-0	8-2	Bill Alexander
	Tulane	5-0	8-1-1	"Red" Dawson
1940	Tennessee	5-0	10-1	Bob Neyland
1941	Mississippi State	4-0-1	8-1-1	Allyn McKeen
1942	Georgia	6-1	11-1	Wally Butts
1943	Georgia Tech	3-0	7-4	Bill Alexander
1944	Georgia Tech	4-0	9-2	Bill Alexander
1945	Alabama	6-0	10-0	Frank Thomas
1946	Georgia	5-0	11-0	Wally Butts
	Tennessee	5-0	9-2	Bob Neyland
1947	Ole Miss	6-1	9-2	John Vaught
1948	Georgia	6-0	9-2	Wally Butts
1949	Tulane	5-1	7-2-1	Henry Frnka
1950	Kentucky	5-1	11-1	Paul Bryant
1951	Georgia Tech	7-0	11-0-1	Bobby Dodd
	*Tennessee	5-0	10-1	Bob Neyland
1952	Georgia Tech	6-0	12-0	Bobby Dodd
1953	Alabama	4-0-3	6-3-3	Red Drew
1954	Ole Miss	5-1	9-2	John Vaught
1955	Ole Miss	5-1	10-1	John Vaught
1956	Tennessee	6-0	10-1	Bowden Wyatt
1957	*Auburn	7-0	10-0	Ralph Jordan
1958	*LSU	6-0	11-0	Paul Dietzel
1959	Georgia	7-0	10-1	Wally Butts
1960	*Ole Miss	5-0-1	10-0-1	John Vaught
1961	*Alabama	7-0	11-0	Paul Bryant
	LSU	6-0	10-1	Paul Dietzel
1962	Ole Miss	6-0	10-0	John Vaught
1963	Ole Miss	5-0-1	7-1-2	John Vaught
1964	*Alabama	8-0	10-1	Paul Bryant
1965	*Alabama	6-1-1	9-1-1	Paul Bryant
1966	Alabama	6-0	11-0	Paul Bryant
	Georgia	6-0	10-1	Vince Dooley
1967	Tennessee	6-0	9-2	Doug Dickey
1968	Georgia	5-0-1	8-1-2	Vince Dooley
1969	Tennessee	5-1	9-2	Doug Dickey
1970	LSU	5-0	9-3	Charlie McClendon
1971	Alabama	7-0	11-1	Paul Bryant
1972	Alabama	7-1	10-2	Paul Bryant
1973	*Alabama	8-0	11-1	Paul Bryant
1974	Alabama	6-0	11-1	Paul Bryant
1975	Alabama	6-0	11-1	Paul Bryant
1976	Georgia	5-1	10-2	Vince Dooley
	Kentucky	5-1	9-3	Fran Curci
1977	Alabama	7-0	11-1	Paul Bryant
1978	*Alabama	6-0	11-1	Paul Bryant
1979	*Alabama	6-0	12-0	Paul Bryant
1980	*Georgia	6-0	12-0	Vince Dooley
1981	Georgia	6-0	10-2	Vince Dooley
	Alabama	6-0	9-2-1	Paul Bryant
1982	Georgia	6-0	11-1	Vince Doole
1983	Auburn	6-0	11-1	Pat Dye
1984	Vacated			
1985	Tennessee	5-1	9-1-2	Johnny Majors
1986	LSU	5-1	9-3	Bill Arnsparger
1987	Auburn	5-0-1	9-1-2	Pat Dye
1988	Auburn	6-1	10-2	Pat Dye
	LSU	6-1	8-4	Mike Archer
1989	Alabama	6-1	10-2	Bill Curry
	Tennessee	6-1	11-1	Johnny Majors
	Auburn	6-1	10-2	Pat Dye
1990	Tennessee	5-1-1	9-2-2	Johnny Majors
1991	Florida	7-0	10-2	Steve Spurrier
1992	*Alabama	8-0	13-0	Gene Stallings
1993	Florida	7-1	11-2	Steve Spurrier
1994	Florida	7-1	10-2-1	Steve Spurrier
1995	Florida	8-0	12-1	Steve Spurrier
1996	*Florida	8-0	12-1	Steve Spurrier
1997	Tennessee	7-1	11-2	Phillip Fulmer
1998	*Tennessee	8-0	13-0	Phillip Fulmer
1999	Alabama	7-1	10-3	Mike DuBose
2000	Florida	7-1	10-3	Steve Spurrier
2001	LSU	5-3	10-3	Nick Saban
2002	Georgia	7-1	13-1	Mark Richt
2003	*LSU	7-1	13-1	Nick Saban
2004	Auburn	8-0	13-0	Tommy Tuberville
2005	Georgia	6-2	10-3	Mark Richt
2006	*Florida	7-1	13-1	Urban Meyer
2007	*LSU	6-2	12-2	Les Miles
2008	*Florida	7-1	13-1	Urban Meyer
2009	*Alabama	8-0	14-0	Nick Saban
2010	*Auburn	8-0	14-0	Gene Chizik
2011	LSU	8-0	13-1	Les Miles
2012	*Alabama	7-1	13-1	Nick Saban
2013	Auburn	7-1	12-2	Gus Malzahn
2014	Alabama	7-1	12-2	Nick Saban

National Champion NOTE: Overall records include bowl games

CHAMPIONSHIPS BY SCHOOL

Alabama	24 ('33-34t-37-45-53-61t-64-65-66t-71-72-73-74-75-77-78-79-81t-89t-92-99-09-12-14)
Tennessee	13 ('38-39t-40-46t-51t-56-67-69-85-89t-90-97-98)
Georgia	12 ('42-46t-48-59-66t-68-76t-80-81t-82-02-05)
LSU	11 ('35-36-58-61t-70-86-88t-2001-03-07-11)
Florida	8 ('91-93-94-95-96-2000-06-08)
Auburn	8 ('57-83-87-88t-89t-04-10-13)
Ole Miss	6 ('47-54-55-60-62-63)
# Georgia Tech	5 ('39t-43-44-51t-52)
#Tulane	3 ('34-39t-49)
Kentucky	2 ('50-76t)
Mississippi State	1 ('41)

# Denotes former member of the SEC

SEC CHAMPIONSHIP COACHES

Paul Bryant (14)	Kentucky (1) 1950; Alabama (13) 1961-64-65-66-71-72-73-74-75-77-78-79-81
Johnny Vaught (6)	Ole Miss 1947-54-55-60-62-63
Vince Dooley (6)	Georgia 1966-68-76-80-81-82
Steve Spurrier (6)	Florida 1991-93-94-95-96-2000
Bob Neyland (5)	Tennessee 1938-39-40-46-51
Nick Saban (5)	LSU 2001-03; Alabama 2009-12-14
Frank Thomas (4)	Alabama 1933-34-37-45
Wally Butts (4)	Georgia 1942-46-48-59
Pat Dye (4)	Auburn 1983-87-88-89
Bill Alexander (3)	Georgia Tech 1939-43-44
Johnny Majors (3)	Tennessee 1985-89-90
Les Miles (2)	LSU 2007-11
Phillip Fulmer (2)	Tennessee 1997-98
Urban Meyer (2)	Florida 2006-08
Bernie Moore (2)	LSU 1935-36
Bobby Dodd (2)	Georgia Tech 1951-52
Paul Dietzel (2)	LSU 1958-61
Doug Dickey (2)	Tennessee 1967-69
Mark Richt (2)	Georgia 2002-05
Ted Cox (1)	Tulane 1934
Red Dawson (1)	Tulane 1939
Allyn McKeen (1)	Mississippi State 1941
Henry Frnka (1)	Tulane 1949
Red Drew (1)	Alabama 1953
Bowden Wyatt (1)	Tennessee 1956
Ralph Jordan (1)	Auburn 1957
Charlie McClendon (1)	LSU 1970
Fran Curci (1)	Kentucky 1976
Bill Arnsparger (1)	LSU 1986
Mike Archer (1)	LSU 1988
Bill Curry (1)	Alabama 1989
Gene Stallings (1)	Alabama 1992
Mike DuBose (1)	Alabama 1999
Tommy Tuberville (1)	Auburn 2004
Gene Chizik (1)	Auburn 2010
Gus Malzahn (1)	Auburn 2013

SEC ANNUAL FOOTBALL STANDINGS

Regular-Season Games only reflected in standings from 1933-2001 / * - Indicates Tie for Conference or Division Title / # - Not Eligible for Title

1933

	Conference				Overall		
School	W-L-T	Pct.	Pts.	Opp.	W-L-T	Pts.	Opp.
Alabama	5-0-1	.917	69	15	7-1-1	130	17
LSU	3-0-2	.800	73	20	7-0-3	176	27
Georgia	3-1-0	.750	53	33	8-2-0	148	86
Tennessee	5-2-0	.714	134	37	7-3-0	176	47
Tulane	4-2-1	.643	127	55	6-3-1	160	68
Auburn	2-2-0	.500	40	43	5-5-0	133	104
Ole Miss	2-2-1	.500	78	66	6-3-2	167	79
Vanderbilt	2-2-2	.500	56	74	4-3-3	126	107
Florida	2-3-0	.400	58	53	5-3-1	114	53
Kentucky	2-3-0	.400	14	87	5-5-0	91	116
Georgia Tech	2-5-0	.286	62	55	5-5-0	117	63
Mississippi State	1-5-1	.214	39	143	3-6-1	69	149
Sewanee	0-6-0	.000	36	158	3-6-0	75	165

1934

	Conference				Overall		
School	W-L-T	Pct.	Pts.	Opp.	W-L-T	Pts.	Opp.
*Tulane	8-0-0	1.000	148	49	9-1-0	195	69
*Alabama	7-0-0	1.000	223	32	9-0-0	287	32
Tennessee	5-1-0	.833	98	32	8-2-0	175	58
LSU	4-2-0	.667	133	41	7-2-2	172	77
Georgia	3-2-0	.600	51	33	7-3-0	141	56
Vanderbilt	4-3-0	.571	66	94	6-3-0	105	100
Florida	2-2-1	.500	52	74	6-3-1	113	110
Ole Miss	2-3-1	.417	39	78	4-5-1	114	98
Kentucky	1-3-0	.250	30	73	5-5-0	123	86
Auburn	1-6-0	.143	37	87	2-8-0	58	107
Sewanee	0-4-0	.000	12	105	2-7-0	40	147
Mississippi State	0-5-0	.000	6	94	4-6-0	79	126
Georgia Tech	0-6-0	.000	42	125	1-9-0	56	187

1935

	Conference				Overall		
School	W-L-T	Pct.	Pts.	Opp.	W-L-T	Pts.	Opp.
LSU	5-0-0	1.000	95	15	9-1-0	221	38
Vanderbilt	5-1-0	.833	103	42	7-3-0	179	68
Ole Miss	3-1-0	.750	87	26	9-2-0	292	66
Auburn	5-2-0	.714	118	39	8-2-0	201	46
Alabama	4-2-0	.667	106	48	6-2-1	185	55
Tulane	3-3-0	.500	85	97	6-4-0	156	123
Kentucky	3-3-0	.500	80	68	5-4-0	167	94
Georgia Tech	3-4-0	.429	123	123	5-5-0	162	142
Mississippi State	2-3-0	.400	73	63	8-3-0	190	76
Tennessee	2-3-0	.400	34	84	4-5-0	98	155
Georgia	2-4-0	.333	54	81	6-4-0	169	88
Florida	1-6-0	.143	51	134	3-7-0	113	154
Sewanee	0-6-0	.000	0	189	2-7-0	15	228

1936

	Conference				Overall		
School	W-L-T	Pct.	Pts.	Opp.	W-L-T	Pts.	Opp.
LSU	6-0-0	1.000	143	13	9-0-1	281	33
Alabama	5-0-1	.917	89	29	8-0-1	168	35
Auburn	4-1-1	.750	58	44	7-2-2	160	63
Tennessee	3-1-2	.667	79	25	6-2-2	147	52
Mississippi State	3-2-0	.600	101	25	7-2-1	220	25
Georgia	3-3-0	.500	74	133	5-4-1	115	159
Georgia Tech	3-3-1	.500	164	63	5-5-1	251	103
Tulane	2-3-1	.417	73	91	6-3-1	163	117
Vanderbilt	1-3-1	.300	33	59	3-5-1	115	87
Kentucky	1-3-0	.250	13	55	6-4-0	179	84
Florida	1-5-0	.167	40	98	4-6-0	99	125
Ole Miss	0-3-1	.125	12	46	5-5-2	150	98
Sewanee	0-5-0	.000	13	211	0-6-1	20	230

1937

	Conference				Overall		
School	W-L-T	Pct.	Pts.	Opp.	W-L-T	Pts.	Opp.
Alabama	6-0-0	1.000	145	20	9-0-0	225	20
LSU	5-1-0	.833	108	21	9-1-0	234	27
Auburn	4-1-2	.714	95	23	5-2-3	121	36
Vanderbilt	4-2-0	.667	80	36	7-2-0	121	42
Mississippi State	3-2-0	.600	42	94	5-4-1	119	117
Georgia Tech	3-2-1	.583	64	34	6-3-1	177	54
Tennessee	4-3-0	.571	130	47	6-3-1	189	47
Florida	3-4-0	.429	46	59	4-7-0	86	89
Tulane	2-3-1	.417	66	50	5-4-1	164	69
Georgia	1-2-2	.400	13	50	6-3-2	151	64
Ole Miss	0-4-0	.000	14	68	4-5-1	127	106
Kentucky	0-5-0	.000	0	104	4-6-0	93	130
Sewanee	0-6-0	.000	7	204	2-7-0	78	213

1938

	Conference				Overall		
School	W-L-T	Pct.	Pts.	Opp.	W-L-T	Pts.	Opp.
Tennessee	7-0-0	1.000	167	9	10-0-0	276	16
Alabama	4-1-1	.750	82	33	7-1-1	149	40
Tulane	4-1-1	.750	107	9	7-2-1	211	53
Ole Miss	3-2-0	.600	85	73	9-2-0	232	120
Georgia Tech	2-1-3	.583	47	51	3-4-3	72	84
Vanderbilt	4-3-0	.571	54	49	6-3-0	86	49
Florida	2-2-1	.500	25	54	4-6-1	112	149
Auburn	3-3-1	.500	84	49	4-5-1	110	88
Georgia	1-2-1	.375	39	57	5-4-1	145	143
LSU	2-4-0	.333	58	83	6-4-0	160	89
Mississippi State	1-4-0	.200	41	98	4-6-0	123	131
Kentucky	0-4-0	.000	31	105	2-7-0	150	160
Sewanee	0-6-0	.000	9	159	1-8-0	59	213

1939

	Conference				Overall		
School	W-L-T	Pct.	Pts.	Opp.	W-L-T	Pts.	Opp.
Tennessee	6-0-0	1.000	120	0	10-0-0	212	0
Georgia Tech	6-0-0	1.000	74	25	7-2-0	129	49
Tulane	5-0-0	1.000	128	26	8-0-1	181	46
Mississippi State	3-2-0	.600	47	32	8-2-0	216	32
Ole Miss	2-2-0	.500	40	50	7-2-0	230	64
Kentucky	2-2-1	.500	47	58	6-2-1	161	64
Auburn	3-3-1	.500	48	40	5-5-1	71	69
Alabama	2-3-1	.417	53	47	5-3-1	101	53
Georgia	1-3-0	.250	12	35	5-6-0	113	98
LSU	1-5-0	.167	58	109	4-5-0	111	116
Vanderbilt	1-6-0	.143	57	120	2-7-1	96	165
Florida	0-3-1	.125	16	48	5-5-1	78	66
Sewanee	0-3-0	.000	7	117	3-5-0	43	150

1940

	Conference				Overall		
School	W-L-T	Pct.	Pts.	Opp.	W-L-T	Pts.	Opp.
Tennessee	5-0-0	1.000	122	12	10-0-0	319	26
Mississippi State	4-0-1	.900	88	21	9-0-1	233	51
Ole Miss	3-1-0	.750	60	46	9-2-0	251	100
Alabama	4-2-0	.667	89	80	7-2-0	166	80
Auburn	3-2-1	.583	89	70	6-4-1	170	153
LSU	3-3-0	.500	55	82	6-4-0	139	112
Georgia	2-3-1	.417	82	106	5-4-1	209	134
Florida	2-3-0	.400	48	81	5-5-0	136	141
Kentucky	1-2-2	.400	40	79	5-3-2	190	107
Tulane	1-3-0	.250	41	60	5-5-0	144	126
Vanderbilt	1-5-1	.214	55	91	3-6-1	101	98
Georgia Tech	1-5-0	.167	72	93	3-7-0	139	160
Sewanee	0-1-0	.000	0	20	3-5-0	132	125

1941

	Conference				Overall		
School	W-L-T	Pct.	Pts.	Opp.	W-L-T	Pts.	Opp.
Mississippi State	4-0-1	.900	40	7	8-1-1	191	55
Tennessee	3-1-0	.750	61	29	8-2-0	182	73
Alabama	5-2-0	.714	105	51	8-2-0	234	64
Georgia	3-1-1	.700	75	44	8-1-1	279	59
Ole Miss	2-1-1	.625	47	45	6-2-1	131	67
Vanderbilt	3-2-0	.600	81	82	8-2-0	260	89
LSU	2-2-2	.500	54	40	4-4-2	119	93
Tulane	2-3-0	.400	93	72	5-4-0	220	95
Georgia Tech	2-4-0	.333	62	96	3-6-0	82	130
Florida	1-3-0	.250	24	42	4-6-0	149	97
Auburn	0-4-1	.100	28	88	4-5-1	123	115
Kentucky	0-4-0	.000	35	109	5-4-0	151	154

1942

	Conference				Overall		
School	W-L-T	Pct.	Pts.	Opp.	W-L-T	Pts.	Opp.
Georgia	6-1-0	.857	238	56	10-1-0	367	76
Georgia Tech	4-1-0	.800	89	48	9-1-0	212	73
Tennessee	4-1-0	.800	85	15	8-1-1	245	54
Mississippi State	5-2-0	.714	188	62	8-2-0	200	77
Alabama	4-2-0	.667	80	41	7-3-0	209	76
LSU	3-2-0	.600	62	70	7-3-0	192	117
Auburn	3-3-0	.500	79	60	6-4-1	174	133
Vanderbilt	2-4-0	.333	61	113	6-4-0	232	113
Florida	1-3-0	.250	25	121	3-7-0	106	185
Tulane	1-4-0	.200	47	113	4-5-0	121	154
Kentucky	0-5-0	.000	19	101	3-6-1	155	154
Ole Miss	0-5-0	.000	33	136	2-7-0	132	163

1943

	Conference				Overall		
School	**W-L-T**	**Pct.**	**Pts.**	**Opp.**	**W-L-T**	**Pts.**	**Opp.**
Georgia Tech	3-0-0	1.000	123	7	7-3-0	280	124
Tulane	1-1-0	.500	27	33	3-3-0	92	94
LSU	2-2-0	.500	68	102	5-3-0	143	144
Georgia	0-3-0	.000	33	109	6-4-0	264	153
Vanderbilt	0-0-0	.000	0	0	5-0-0	145	33

1944

	Conference				Overall		
School	**W-L-T**	**Pct.**	**Pts.**	**Opp.**	**W-L-T**	**Pts.**	**Opp.**
Georgia Tech	4-0-0	1.000	119	13	8-2-0	241	75
Tennessee	5-0-1	.917	120	27	7-0-1	173	48
Georgia	4-2-0	.667	121	103	7-3-0	269	130
Alabama	3-1-2	.667	128	47	5-1-2	246	54
Mississippi State	3-2-0	.600	73	59	6-2-0	219	79
LSU	2-3-1	.417	79	80	2-5-1	92	101
Ole Miss	2-3-0	.400	59	95	2-6-0	77	178
Tulane	1-2-0	.333	29	72	4-3-0	113	125
Kentucky	1-5-0	.167	59	134	3-6-0	125	147
Florida	0-3-0	.000	18	104	4-3-0	106	136
Auburn	0-4-0	.000	47	118	4-4-0	181	137
Vanderbilt	0-0-0	.000	0	0	3-0-1	67	23

1945

	Conference				Overall		
School	**W-L-T**	**Pct.**	**Pts.**	**Opp.**	**W-L-T**	**Pts.**	**Opp.**
Alabama	6-0-0	1.000	265	60	9-0-0	396	66
Tennessee	3-1-0	.750	100	25	8-1-0	238	52
LSU	5-2-0	.714	172	80	7-2-0	245	92
Georgia	4-2-0	.667	164	66	8-2-0	294	94
Ole Miss	3-3-0	.500	68	112	4-5-0	100	183
Georgia Tech	2-2-0	.500	68	56	4-6-0	157	165
Mississippi State	2-3-0	.400	79	96	6-3-0	221	108
Auburn	2-3-0	.400	46	89	5-5-0	172	129
Vanderbilt	2-4-0	.333	40	175	3-6-0	71	215
Florida	1-3-1	.300	32	79	4-5-1	155	100
Tulane	1-3-1	.300	41	113	2-6-1	93	212
Kentucky	0-5-0	.000	38	162	2-8-0	96	217

1946

	Conference				Overall		
School	**W-L-T**	**Pct.**	**Pts.**	**Opp.**	**W-L-T**	**Pts.**	**Opp.**
Georgia	5-0-0	1.000	151	34	10-0-0	372	100
Tennessee	5-0-0	1.000	57	29	9-1-0	175	89
LSU	5-1-0	.833	140	101	9-1-0	240	123
Georgia Tech	4-2-0	.667	128	75	8-2-0	243	108
Mississippi State	3-2-0	.600	80	44	8-2-0	271	71
Alabama	4-3-0	.571	85	84	7-4-0	186	110
Vanderbilt	3-4-0	.429	66	43	5-4-0	108	43
Kentucky	2-3-0	.400	50	69	7-3-0	233	97
Tulane	2-4-0	.333	106	110	3-7-0	179	209
Auburn	1-5-0	.167	53	164	4-6-0	132	210
Ole Miss	1-6-0	.143	61	130	2-7-0	76	144
Florida	0-5-0	.000	46	140	0-9-0	104	264

1947

	Conference				Overall		
School	**W-L-T**	**Pct.**	**Pts.**	**Opp.**	**W-L-T**	**Pts.**	**Opp.**
Ole Miss	6-1-0	.857	157	82	8-2-0	256	101
Georgia Tech	4-1-0	.800	88	21	9-1-0	220	35
Alabama	5-2-0	.714	122	61	8-2-0	203	74
Mississippi State	2-2-0	.500	54	54	7-3-0	169	89
Georgia	3-3-0	.500	104	81	7-4-0	192	115
Vanderbilt	3-3-0	.500	72	58	6-4-0	182	85
Tulane	2-3-2	.429	88	100	2-5-2	94	192
LSU	2-3-1	.417	95	121	5-3-1	149	161
Kentucky	2-3-0	.400	53	40	7-3-0	151	59
Tennessee	2-3-0	.400	38	93	5-5-0	164	152
Auburn	1-5-0	.167	33	151	2-7-0	78	204
Florida	0-3-1	.125	33	75	4-5-1	125	156

1948

	Conference				Overall		
School	**W-L-T**	**Pct.**	**Pts.**	**Opp.**	**W-L-T**	**Pts.**	**Opp.**
Georgia	6-0-0	1.000	175	51	9-1-0	278	100
Ole Miss	6-1-0	.857	160	73	8-1-0	226	93
Tulane	5-1-0	.833	124	40	9-1-0	207	60
Vanderbilt	4-2-1	.643	170	67	8-2-1	328	73
Georgia Tech	4-3-0	.571	126	62	7-3-0	226	69
Alabama	4-4-1	.500	153	164	6-4-1	228	170
Mississippi State	3-3-0	.500	62	59	4-4-1	103	87
Tennessee	2-3-1	.417	59	77	4-4-2	140	98
Kentucky	1-3-1	.300	60	96	5-3-2	199	128
Florida	1-5-0	.167	78	153	5-5-0	213	206
LSU	1-5-0	.167	52	178	3-7-0	99	271
Auburn	0-7-0	.000	29	228	1-8-1	68	262

1949

	Conference				Overall		
School	**W-L-T**	**Pct.**	**Pts.**	**Opp.**	**W-L-T**	**Pts.**	**Opp.**
Tulane	5-1-0	.833	155	61	7-2-1	251	142
Kentucky	4-1-0	.800	126	6	9-2-0	304	53
Tennessee	4-1-1	.750	97	64	7-2-1	214	104
Georgia Tech	5-2-0	.714	134	99	7-3-0	197	129
LSU	4-2-0	.667	122	53	8-2-0	231	74
Alabama	4-3-1	.563	145	96	6-3-1	227	130
Vanderbilt	4-4-0	.500	144	170	5-5-0	177	183
Auburn	2-4-2	.375	114	168	2-4-3	134	188
Ole Miss	2-4-0	.333	107	151	4-5-1	246	243
Florida	1-4-1	.250	86	156	4-5-1	180	218
Georgia	1-4-1	.250	47	94	4-6-1	177	134
Mississippi State	0-6-0	.000	25	184	0-8-1	38	224

1950

	Conference				Overall		
School	**W-L-T**	**Pct.**	**Pts.**	**Opp.**	**W-L-T**	**Pts.**	**Opp.**
Kentucky	5-1-0	.833	157	48	10-1-0	380	62
Tennessee	4-1-0	.800	99	16	10-1-0	315	57
Alabama	6-2-0	.750	214	101	9-2-0	328	107
Tulane	3-1-1	.700	118	66	6-2-1	260	97
Georgia Tech	4-2-0	.667	89	95	5-6-0	182	193
Georgia	3-2-1	.583	65	44	6-2-3	158	65
Mississippi State	3-4-0	.429	95	123	4-5-0	169	137
LSU	2-3-2	.429	107	88	4-5-2	165	151
Vanderbilt	3-4-0	.429	128	178	7-4-0	252	216
Florida	2-4-0	.333	90	137	5-5-0	157	181
Ole Miss	1-5-0	.167	75	169	5-5-0	207	183
Auburn	0-7-0	.000	17	189	0-10-0	31	255

1951

	Conference				Overall		
School	**W-L-T**	**Pct.**	**Pts.**	**Opp.**	**W-L-T**	**Pts.**	**Opp.**
Georgia Tech	7-0-0	1.000	175	41	10-0-1	278	76
Tennessee	5-0-0	1.000	150	61	10-0-0	373	88
LSU	4-2-1	.643	63	71	7-3-1	128	111
Ole Miss	4-2-1	.643	181	130	6-3-1	254	157
Kentucky	3-3-0	.500	102	68	7-4-0	294	114
Auburn	3-4-0	.429	101	164	5-5-0	180	212
Vanderbilt	3-5-0	.375	147	167	6-5-0	201	195
Alabama	3-5-0	.375	116	140	5-6-0	263	188
Georgia	2-4-0	.333	73	97	5-5-0	176	184
Florida	2-4-0	.333	88	96	5-5-0	174	131
Mississippi State	2-5-0	.286	23	107	4-5-0	82	127
Tulane	1-5-0	.167	40	117	4-6-0	143	172

*APPOINTED CONFERENCE GAMES

While the SEC rule requiring six football games with member schools was in effect, 16 games with outside schools were appointed to serve as conference games to avoid a violation for the members. The won-lost records of these games are included in the annual conference standings, but the results are not included in the conference point totals.

1954 – Ole Miss vs. Arkansas, 0-6

1958 – Ole Miss vs. Houston, 56-7

1964 – Tulane vs. Miami, 0-21

1965 – Georgia vs. Clemson, 23-9
Tennessee vs. S. Carolina, 24-3

1966 – Florida vs. Tulane, 31-10
Georgia vs. N. Carolina, 28-3
LSU vs. Tulane, 21-7
Tennessee vs. S. Carolina, 29-17
Vanderbilt vs. Tulane, 12-13

1967 – Georgia vs. Clemson, 24-17
Vanderbilt vs. Tulane, 14-27

1968 – Florida vs. Tulane, 24-3
LSU vs. TCU, 10-7
LSU vs. Tulane, 34-10
Mississippi State vs. Tex. Tech, 28-28
Vanderbilt vs. Tulane, 21-7

RECORDS AND RESULTS

ALABAMA • ARKANSAS • AUBURN • FLORIDA • GEORGIA • KENTUCKY • LSU • OLE MISS

1952

	Conference				Overall		
School	W-L-T	Pct.	Pts.	Opp.	W-L-T	Pts.	Opp.
Georgia Tech	6-0-0	1.000	124	26	11-0-0	301	52
Tennessee	5-0-1	.917	142	36	8-1-1	259	63
Ole Miss	4-0-2	.833	122	69	8-0-2	237	96
Alabama	4-2-0	.667	121	85	9-2-0	264	133
Georgia	4-3-0	.571	108	131	7-4-0	226	208
Florida	3-3-0	.500	127	84	7-3-0	290	109
Mississippi State	3-4-0	.429	170	172	5-4-0	225	186
Tulane	3-5-0	.375	107	132	5-5-0	188	146
Kentucky	1-3-2	.333	75	121	5-4-2	161	173
LSU	2-5-0	.286	101	138	3-7-0	148	214
Vanderbilt	1-4-1	.250	55	145	3-5-2	151	199
Auburn	0-7-0	.000	75	188	2-8-0	139	208

1953

	Conference				Overall		
School	W-L-T	Pct.	Pts.	Opp.	W-L-T	Pts.	Opp.
Alabama	4-0-3	.786	91	51	6-2-3	172	124
Georgia Tech	4-1-1	.750	140	44	8-2-1	246	92
Ole Miss	4-1-1	.750	129	62	7-2-1	236	113
Kentucky	4-1-1	.750	137	89	7-2-1	201	116
Auburn	4-2-1	.643	136	99	7-2-1	257	138
Mississippi State	3-1-3	.643	121	80	5-2-3	196	219
Tennessee	3-2-1	.583	95	80	6-4-1	240	153
LSU	2-3-3	.438	123	138	5-3-3	194	159
Florida	1-3-2	.333	69	79	3-5-2	200	113
Vanderbilt	1-5-0	.167	59	172	3-7-0	131	258
Georgia	1-5-0	167	71	149	3-8-1	155	250
Tulane	0-7-0	.000	68	196	1-8-1	129	228

1954

	Conference				Overall		
School	W-L-T	Pct.	Pts.	Opp.	W-L-T	Pts.	Opp.
*Ole Miss	5-1-0	.833	119	29	9-1-0	283	47
Georgia Tech	6-2-0	.750	145	63	7-3-0	175	91
Florida	5-2-0	.714	94	66	5-5-0	115	128
Kentucky	5-2-0	.714	90	95	7-3-0	151	125
Georgia	3-2-1	.583	40	69	6-3-1	89	89
Auburn	3-3-0	.500	124	54	7-3-0	243	73
Mississippi State	3-3-0	.500	58	47	6-4-0	192	120
Alabama	3-3-2	.500	74	74	4-5-2	123	104
LSU	2-5-0	.286	66	115	5-6-0	125	173
Tulane	1-6-1	.188	26	124	1-6-3	46	144
Vanderbilt	1-5-0	.167	68	91	2-7-0	134	169
Tennessee	1-5-0	.167	39	116	4-6-0	105	164

1955

	Conference				Overall		
School	W-L-T	Pct.	Pts.	Opp.	W-L-T	Pts.	Opp.
Ole Miss	5-1-0	.833	135	73	9-1-0	251	97
Auburn	5-1-1	.786	123	92	8-1-1	211	98
Georgia Tech	4-1-1	.750	87	33	8-1-1	182	46
Tennessee	3-2-1	.583	74	57	6-3-1	188	92
Vanderbilt	4-3-0	.571	123	66	7-3-0	215	73
Mississippi State	4-4-0	.500	120	135	6-4-0	173	142
Kentucky	3-3-1	.500	89	108	6-3-1	178	131
Tulane	3-3-1	.500	101	94	5-4-1	163	136
LSU	2-3-1	.417	106	81	3-5-2	139	149
Florida	3-5-0	.375	77	119	4-6-0	111	126
Georgia	2-5-0	.286	91	123	4-6-0	173	170
Alabama	0-7-0	.000	36	181	0-10-0	48	256

1956

	Conference				Overall		
School	W-L-T	Pct.	Pts.	Opp.	W-L-T	Pts.	Opp.
Tennessee	6-0-0	1.000	139	28	10-0-0	268	75
Georgia Tech	7-1-0	.875	211	26	9-1-0	227	33
Florida	5-2-0	.714	124	58	6-3-1	158	98
Ole Miss	4-2-0	.667	122	68	7-3-0	207	82
Auburn	4-3-0	.571	108	110	7-3-0	174	117
Kentucky	4-4-0	.500	72	105	6-4-0	119	105
Tulane	3-3-0	.500	56	83	6-4-0	124	123
Vanderbilt	2-5-0	.286	72	91	5-5-0	147	113
Alabama	2-5-0	.286	53	152	2-7-1	85	208
Mississippi State	2-5-0	.286	104	119	4-6-0	148	152
LSU	1-5-0	.167	50	158	3-7-0	104	197
Georgia	1-6-0	.143	30	143	3-6-1	66	162

1957

	Conference				Overall		
School	W-L-T	Pct.	Pts.	Opp.	W-L-T	Pts.	Opp.
Auburn	7-0-0	1.000	90	7	10-0-0	207	28
Ole Miss	5-0-1	.917	128	26	8-1-1	232	52
Mississippi State	4-2-1	.643	118	81	6-2-1	175	100
Florida	4-2-1	.643	92	70	6-2-1	133	70
Tennessee	4-3-0	.571	82	62	7-3-0	161	75
Vanderbilt	3-3-1	.500	47	81	5-3-2	113	108
LSU	4-4-0	.500	126	76	5-5-0	159	110
Georgia Tech	3-4-1	.438	62	71	4-4-2	75	71
Georgia	3-4-0	.429	72	71	3-7-0	93	150
Tulane	1-5-0	.167	41	135	2-8-0	94	195
Alabama	1-6-1	.188	40	143	2-7-1	69	173
Kentucky	1-7-0	.125	48	120	3-7-0	128	127

1958

	Conference				Overall		
School	W-L-T	Pct.	Pts.	Opp.	W-L-T	Pts.	Opp.
LSU	6-0-0	1.000	138	23	10-0-0	275	53
Auburn	6-0-1	.929	102	40	9-0-1	173	62
*Ole Miss	4-2-0	.667	83	46	8-2-0	215	65
Vanderbilt	2-1-3	.583	45	30	5-2-3	131	71
Tennessee	4-3-0	.571	64	77	4-6-0	77	122
Alabama	3-4-1	.438	63	69	5-4-1	106	75
Kentucky	3-4-1	.438	65	109	5-4-1	136	115
Florida	2-3-1	.417	66	56	6-3-1	171	93
Georgia Tech	2-3-1	.417	53	60	5-4-1	98	91
Georgia	2-4-0	.333	70	64	4-6-0	196	114
Tulane	1-5-0	.167	35	148	3-7-0	195	189
Mississippi State	1-6-0	.143	61	123	3-6-0	127	129

1959

	Conference				Overall		
School	W-L-T	Pct.	Pts.	Opp.	W-L-T	Pts.	Opp.
Georgia	7-0-0	1.000	123	53	9-1-0	214	89
LSU	5-1-0	.833	79	23	9-1-0	164	29
Ole Miss	5-1-0	.833	184	21	9-1-0	329	21
Alabama	4-1-2	.714	65	45	7-1-2	95	52
Auburn	4-3-0	.571	90	33	7-3-0	174	58
Vanderbilt	3-2-2	.571	57	79	5-3-2	138	106
Georgia Tech	3-3-0	.500	76	69	6-4-0	129	107
Tennessee	3-4-1	.438	60	111	5-4-1	112	118
Florida	2-4-0	.333	60	62	5-4-1	169	107
Kentucky	1-6-0	.143	45	97	4-6-0	140	107
Tulane	0-5-1	.083	39	143	3-6-1	94	176
Mississippi State	0-7-0	.000	19	161	2-7-0	96	198

1960

	Conference				Overall		
School	W-L-T	Pct.	Pts.	Opp.	W-L-T	Pts.	Opp.
Ole Miss	5-0-1	.917	138	37	9-0-1	266	64
Florida	5-1-0	.833	93	57	8-2-0	144	74
Alabama	5-1-1	.786	81	47	8-1-1	180	53
Auburn	5-2-0	.714	68	52	8-2-0	155	80
Tennessee	3-2-2	.571	85	58	6-2-2	209	79
Georgia	4-3-0	.571	88	95	6-4-0	174	118
Georgia Tech	4-4-0	.500	102	78	5-5-0	118	97
LSU	2-3-1	.417	42	37	5-4-1	105	50
Kentucky	2-4-1	.357	79	81	5-4-1	206	81
Tulane	1-4-1	.250	57	84	3-6-1	132	139
Mississippi State	0-5-1	.084	41	96	2-6-1	101	119
Vanderbilt	0-7-0	.000	7	159	3-7-0	74	193

1961

	Conference				Overall		
School	W-L-T	Pct.	Pts.	Opp.	W-L-T	Pts.	Opp.
Alabama	7-0-0	1.000	178	15	10-0-0	287	22
LSU	6-0-0	1.000	143	27	9-1-0	234	50
Ole Miss	5-1-0	.833	176	33	9-1-0	326	40
Tennessee	4-3-0	.571	128	114	6-4-0	221	149
Georgia Tech	4-3-0	.571	90	43	7-3-0	162	50
Florida	3-3-0	.500	57	92	4-5-1	97	146
Auburn	3-4-0	.429	94	109	6-4-0	174	137
Kentucky	2-4-0	.333	81	101	5-5-0	138	123
Georgia	2-5-0	.286	60	128	3-7-0	84	177
Mississippi State	1-5-0	.167	34	112	5-5-0	111	135
Tulane	1-5-0	.167	20	175	2-8-0	60	225
Vanderbilt	1-6-0	.143	51	163	2-8-0	95	220

1962

	Conference				Overall		
School	W-L-T	Pct.	Pts.	Opp.	W-L-T	Pts.	Opp.
Ole Miss	6-0-0	1.000	117	19	9-0-0	230	40
Alabama	6-1-0	.857	187	27	9-1-0	272	39
LSU	5-1-0	.833	113	25	8-1-1	162	34
Georgia Tech	5-2-0	.714	141	51	7-2-1	201	83
Florida	4-2-0	.667	106	74	6-4-0	204	132
Auburn	4-3-0	.571	88	134	6-3-1	173	168
Georgia	2-3-1	.417	68	123	3-4-3	109	174
Kentucky	2-3-1	.417	32	54	3-5-2	85	101
Mississippi State	2-5-0	.286	60	101	3-6-0	76	132
Tennessee	2-6-0	.250	108	120	4-6-0	179	134
Vanderbilt	1-6-0	.143	34	141	1-9-0	62	215
Tulane	0-7-0	.000	43	228	0-10-0	76	293

1963

	Conference				Overall		
School	W-L-T	Pct.	Pts.	Opp.	W-L-T	Pts.	Opp.
Ole Miss	5-0-1	.917	146	27	7-0-2	207	33
Auburn	6-1-0	.857	119	74	9-1-0	189	103
Alabama	6-2-0	.750	177	63	8-2-0	215	88
Mississippi State	4-1-2	.714	96	65	6-2-2	169	82
LSU	4-2-0	.667	78	57	7-3-0	135	98
Georgia Tech	4-3-0	.571	101	76	7-3-0	173	89
Florida	3-3-1	.500	61	71	6-3-1	130	120
Tennessee	3-5-0	.375	85	108	5-5-0	168	121
Georgia	2-4-0	.333	61	95	4-5-1	133	151
Vanderbilt	0-5-2	.143	23	113	1-7-2	73	146
Kentucky	0-5-1	.083	41	109	3-6-1	142	168
Tulane	0-6-1	.071	23	153	1-8-1	43	191

1964

	Conference				Overall		
School	W-L-T	Pct.	Pts.	Opp.	W-L-T	Pts.	Opp.
Alabama	8-0-0	1.000	188	60	10-0-0	233	67
Georgia	4-2-0	.667	52	59	6-3-1	123	98
Florida	4-2-0	.667	101	64	7-3-0	181	98
Kentucky	4-2-0	.667	95	97	5-5-0	150	194
LSU	4-2-1	.643	83	70	7-2-1	115	79
Auburn	3-3-0	.500	43	65	6-4-0	123	91
Ole Miss	2-4-1	.357	113	104	5-4-1	210	113
Mississippi State	2-5-0	.286	82	102	4-6-0	155	143
Vanderbilt	1-4-1	.250	37	67	3-6-1	79	122
Tennessee	1-5-1	.214	32	87	4-5-1	80	121
*Tulane	1-5-0	.167	31	82	3-7-0	79	147

1965

	Conference				Overall		
School	W-L-T	Pct.	Pts.	Opp.	W-L-T	Pts.	Opp.
Alabama	6-1-1	.813	161	65	8-1-1	217	79
Auburn	4-1-1	.750	113	115	5-4-1	165	162
Florida	4-2-0	.667	126	76	7-3-0	221	129
Tennessee	3-1-2	.667	73	40	7-1-2	193	92
Ole Miss	5-3-0	.625	129	77	6-4-0	166	108
LSU	3-3-0	.500	144	109	7-3-0	251	157
Kentucky	3-3-0	.500	120	90	6-4-0	202	160
Georgia	3-3-0	.500	81	90	6-4-0	186	158
Vanderbilt	1-5-0	.167	40	125	2-7-1	85	180
Tulane	1-5-0	.167	37	192	2-8-0	71	268
Mississippi State	1-5-0	.167	78	123	4-6-0	202	172

1966

	Conference				Overall		
School	W-L-T	Pct.	Pts.	Opp.	W-L-T	Pts.	Opp.
*Alabama	6-0-0	1.000	149	37	10-0-0	267	37
**Georgia	6-0-0	1.000	104	58	9-1-0	211	89
*Florida	5-1-0	.800	109	68	8-2-0	238	135
Ole Miss	5-2-0	.714	116	33	8-2-0	170	46
Tennessee	4-2-0	.667	101	44	7-3-0	222	87
*LSU	3-3-0	.500	54	73	5-4-1	135	124
Kentucky	2-4-0	.333	65	119	3-6-1	107	196
Auburn	1-5-0	.167	60	127	4-6-0	104	162
Mississippi State	0-6-0	.000	45	129	2-8-0	75	176
Vanderbilt	0-6-0	.000	16	131	1-9-0	72	237

1967

	Conference				Overall		
School	W-L-T	Pct.	Pts.	Opp.	W-L-T	Pts.	Opp.
Tennessee	6-0-0	1.000	146	68	9-1-0	259	115
Alabama	5-1-0	.833	96	61	8-1-1	188	111
Florida	4-2-0	.667	123	120	6-4-0	201	161
*Georgia	4-2-0	.667	114	53	7-3-0	250	105
Ole Miss	4-2-1	.643	120	97	6-3-1	174	151
LSU	3-2-1	.583	155	50	6-3-1	248	114
Auburn	3-3-0	.500	126	79	6-4-0	237	123
Kentucky	1-6-0	.143	65	187	2-8-0	111	230
*Vanderbilt	0-6-0	.000	71	143	2-7-1	165	241
Mississippi State	0-6-0	.000	10	168	1-9-0	49	259

1968

	Conference				Overall		
School	W-L-T	Pct.	Pts.	Opp.	W-L-T	Pts.	Opp.
Georgia	5-0-1	.917	173	47	8-0-2	282	98
Tennessee	4-1-1	.750	106	68	8-1-1	248	110
Alabama	4-2-0	.667	108	63	8-2-0	174	104
LSU	4-2-0	.667	64	62	7-3-0	190	144
Auburn	4-2-0	.667	123	75	6-4-0	223	149
*Florida	3-2-1	.583	74	117	6-3-1	151	179
Ole Miss	3-2-1	.583	91	115	6-3-1	178	180
Vanderbilt	2-3-1	.417	40	87	5-4-1	163	147
*Mississippi State	0-4-2	.167	60	114	0-8-2	146	260
Kentucky	0-7-0	.000	59	150	3-7-0	141	206

1969

	Conference				Overall		
School	W-L-T	Pct.	Pts.	Opp.	W-L-T	Pts.	Opp.
Tennessee	5-1-0	.833	174	127	9-1-0	315	165
LSU	4-1-0	.800	162	77	9-1-0	349	91
Auburn	5-2-0	.714	238	123	8-2-0	363	137
Florida	3-1-1	.700	144	112	8-1-1	329	187
Ole Miss	4-2-0	.667	178	105	7-3-0	307	140
Georgia	2-3-1	.417	106	79	5-4-1	212	101
Vanderbilt	2-3-0	.400	11	137	4-6-0	242	264
Alabama	2-4-0	.333	121	175	6-4-0	281	221
Kentucky	1-6-0	.143	61	224	2-8-0	104	295
Mississippi State	0-5-0	.000	95	231	3-7-0	193	385

1970

	Conference				Overall		
School	W-L-T	Pct.	Pts.	Opp.	W-L-T	Pts.	Opp.
LSU	5-0-0	1.000	144	49	9-2-0	277	96
Tennessee	4-1-0	.800	154	49	10-1-0	336	103
Auburn	5-2-0	.800	247	128	8-2-0	355	149
Ole Miss	4-2-0	.667	156	157	7-3-0	285	220
Florida	3-3-0	.500	118	190	7-4-0	224	256
Georgia	3-3-0	.500	131	85	5-5-0	242	153
Alabama	3-4-0	.429	176	151	6-5-0	310	240
Mississippi State	3-4-0	.429	72	189	6-5-0	171	264
Vanderbilt	1-5-0	.167	60	159	4-7-0	201	213
Kentucky	0-7-0	.000	72	173	2-9-0	131	233

1971

	Conference				Overall		
School	W-L-T	Pct.	Pts.	Opp.	W-L-T	Pts.	Opp.
Alabama	7-0-0	1.000	238	45	11-0-0	362	84
Auburn	5-1-0	.833	160	94	9-1-0	313	142
Georgia	5-1-0	.833	200	56	10-1-0	353	112
Ole Miss	4-2-0	.667	147	127	9-2-0	322	204
Tennessee	4-2-0	.667	94	76	9-2-0	256	108
LSU	3-2-0	.600	122	61	8-3-0	320	138
Vanderbilt	1-5-0	.167	70	146	4-6-1	136	208
Florida	1-6-0	.143	79	232	4-7-0	174	298
Kentucky	1-6-0	.143	84	186	3-8-0	144	284
Mississippi State	1-7-0	.125	80	251	2-9-0	120	311

1972

	Conference				Overall		
School	W-L-T	Pct.	Pts.	Opp.	W-L-T	Pts.	Opp.
Alabama	7-1-0	.875	258	97	10-1-0	393	133
Auburn	6-1-0	.857	120	103	9-1-0	185	138
LSU	4-1-1	.750	114	75	9-1-1	235	121
Tennessee	4-2-0	.667	94	44	9-2-0	273	83
Georgia	4-3-0	.571	82	96	7-4-0	174	163
Florida	3-3-1	.500	121	76	5-5-1	218	144
Ole Miss	2-5-0	.286	124	104	5-5-0	192	142
Kentucky	2-5-0	.286	45	141	3-8-0	131	232
Mississippi State	1-6-0	.143	81	202	4-7-0	197	254
Vanderbilt	0-6-0	.000	60	161	3-8-0	129	243

1973

	Conference				Overall		
School	W-L-T	Pct.	Pts.	Opp.	W-L-T	Pts.	Opp.
Alabama	8-0-0	1.000	268	70	11-0-0	454	89
LSU	5-1-0	.833	156	72	9-2-0	258	153
Ole Miss	4-3-0	.571	124	137	6-5-0	202	177
Tennessee	3-3-0	.500	127	136	8-3-0	272	219
Florida	3-4-0	.429	82	141	7-4-0	180	171
Kentucky	3-4-0	.429	148	130	5-6-0	226	196
Georgia	3-4-0	.429	128	114	6-4-1	207	150
Auburn	2-5-0	.286	73	140	6-5-0	153	159
Mississippi State	2-5-0	.286	133	205	4-5-2	219	255
Vanderbilt	1-5-0	.167	87	181	5-6-0	181	262

RECORDS AND RESULTS

ALABAMA • ARKANSAS • AUBURN • FLORIDA • GEORGIA • KENTUCKY • LSU • OLE MISS

1974

	Conference				Overall		
School	W-L-T	Pct.	Pts.	Opp.	W-L-T	Pts.	Opp.
Alabama	6-0-0	1.000	168	50	11-0-0	318	83
Auburn	4-2-0	.667	120	88	9-2-0	260	126
Georgia	4-2-0	.667	155	122	6-5-0	317	264
Kentucky	3-3-0	.500	139	128	6-5-0	248	194
Florida	3-3-0	.500	128	123	8-3-0	251	184
Mississippi State	3-3-0	.500	109	121	8-3-0	301	200
Vanderbilt	2-3-1	.417	122	144	7-3-1	307	193
Tennessee	2-3-1	.417	90	144	6-3-2	204	178
LSU	2-4-0	.333	77	91	5-5-1	202	168
Ole Miss	0-6-0	.000	65	192	3-8-0	135	241

1975

	Conference				Overall		
School	W-L-T	Pct.	Pts.	Opp.	W-L-T	Pts.	Opp.
Alabama	6-0-0	1.000	174	40	10-1-0	361	66
Ole Miss	5-1-0	.833	104	78	6-5-0	170	162
Georgia	5-1-0	.833	147	70	9-2-0	289	166
Florida	5-1-0	.833	182	47	9-2-0	302	104
Tennessee	3-3-0	.500	89	110	7-5-0	253	193
Vanderbilt	2-4-0	.333	47	156	7-4-0	119	200
f-LSU	2-4-0	.333	62	128	5-6-0	159	202
f-Auburn	2-4-0	.333	80	138	4-6-1	174	243
Kentucky	0-6-0	.000	59	131	2-8-1	132	188
f-Mississippi State	0-6-0	.000	70	116	2-9-0	165	166

f-includes forfeit imposed on Miss. St. by NCAA & SEC

1976

	Conference				Overall		
School	W-L-T	Pct.	Pts.	Opp.	W-L-T	Pts.	Opp.
*Georgia	5-1-0	.833	183	55	10-1-0	324	118
f-*Kentucky	5-1-0	.833	84	61	8-3-0	188	151
Alabama	5-2-0	.714	169	99	8-3-0	291	134
Florida	4-2-0	.667	142	159	8-3-0	314	255
f-Ole Miss	4-3-0	.571	68	142	6-5-0	153	180
f-LSU	3-3-0	.500	138	118	7-3-1	255	149
f-Auburn	3-3-0	.500	93	146	4-7-0	194	267
Tennessee	2-4-0	.333	104	101	6-5-0	237	162
Vanderbilt	0-6-0	.000	47	167	2-9-0	131	282
f-Mississippi State	0-6-0	.000	138	118	0-11-0	269	178

f-Includes forfeit imposed on Miss. St. by NCAA & SEC

1977

	Conference				Overall		
School	W-L-T	Pct.	Pts.	Opp.	W-L-T	Pts.	Opp.
Alabama	7-0-0	1.000	209	76	10-1-0	345	133
Kentucky	6-0-0	1.000	152	50	10-1-0	252	111
f-Auburn	5-1-0	.833	131	130	6-5-0	204	243
LSU	4-2-0	.667	135	131	8-3-0	375	196
Florida	3-3-0	.500	108	135	6-4-1	251	235
f-Ole Miss	3-4-0	.429	145	143	6-5-0	208	196
Georgia	2-4-0	.333	79	132	5-6-0	157	191
Tennessee	1-5-0	.167	112	136	4-7-0	229	229
Vanderbilt	0-6-0	.000	67	172	2-9-0	141	276
f-Mississippi State	0-6-0	.000	105	138	0-11-0	193	227

f-Includes forfeit imposed on Mississippi State by NCAA & SEC

1978

	Conference				Overall		
School	W-L-T	Pct.	Pts.	Opp.	W-L-T	Pts.	Opp.
Alabama	6-0-0	1.000	204	97	10-1-0	331	161
Georgia	5-0-1	.917	160	90	9-1-1	268	162
Auburn	3-2-1	.583	129	104	6-4-1	238	191
LSU	3-3-0	.500	126	100	8-3-0	264	173
Tennessee	3-3-0	.500	159	139	5-5-1	251	209
Florida	3-3-0	.500	38	104	4-7-0	249	223
Kentucky	2-4-0	.333	123	104	4-6-1	193	189
Ole Miss	2-4-0	.333	107	154	5-6-0	181	240
Mississippi State	2-4-0	.333	71	137	6-5-0	232	205
Vanderbilt	0-6-0	.000	72	260	2-9-0	164	418

1979

	Conference				Overall		
School	W-L-T	Pct.	Pts.	Opp.	W-L-T	Pts.	Opp.
Alabama	6-0-0	1.000	185	45	11-0-0	359	58
Georgia	5-1-0	.833	142	94	6-5-0	206	189
Auburn	4-2-0	.667	153	124	8-3-0	330	238
LSU	4-2-0	.667	106	73	6-5-0	241	141
Tennessee	3-3-0	.500	132	143	7-4-0	289	208
Kentucky	3-3-0	.500	116	79	5-6-0	180	143
Ole Miss	3-3-0	.500	169	123	4-7-0	251	298
Mississippi State	2-4-0	.333	74	92	3-8-0	162	179
Vanderbilt	0-6-0	.000	96	262	1-10-0	179	418
Florida	0-6-0	.000	39	167	0-10-1	106	265

1980

	Conference				Overall		
School	W-L-T	Pct.	Pts.	Opp.	W-L-T	Pts.	Opp.
Georgia	6-0-0	1.000	169	78	11-0-0	316	127
Mississippi State	5-1-0	.833	143	104	9-2-0	284	216
^Alabama	5-1-0	.833	178	31	9-2-0	322	96
LSU	4-2-0	.667	138	133	7-4-0	213	193
Florida	4-2-0	.667	102	93	7-4-0	221	166
Tennessee	3-3-0	.500	162	90	5-6-0	256	189
^Ole Miss	2-4-0	.333	101	123	3-8-0	263	266
Kentucky	1-5-0	.167	70	161	3-8-0	167	280
Auburn	0-6-0	.000	87	173	5-6-0	235	238
Vanderbilt	0-6-0	.000	51	215	2-9-0	140	352

^ Alabama-Ole Miss game does not count in standings.

1981

	Conference				Overall		
School	W-L-T	Pct.	Pts.	Opp.	W-L-T	Pts.	Opp.
*Georgia	6-0-0	1.000	205	62	10-1-0	352	98
^*Alabama	6-0-0	1.000	150	70	9-1-1	284	137
Mississippi State	4-2-0	.667	122	76	7-4-0	278	137
Florida	3-3-0	.500	145	93	7-4-0	278	140
Tennessee	3-3-0	.500	105	164	7-4-0	216	244
Auburn	2-4-0	.333	87	102	5-6-0	186	166
Kentucky	2-4-0	.333	70	117	3-8-0	186	244
^Ole Miss	1-4-1	.250	101	185	4-6-1	167	284
LSU	1-4-1	.250	84	121	3-7-1	167	281
Vanderbilt	1-5-0	.167	108	188	4-7-0	211	281

^ Alabama-Ole Miss game does not count in standings.

1982

	Conference				Overall		
School	W-L-T	Pct.	Pts.	Opp.	W-L-T	Pts.	Opp.
Georgia	6-0-0	1.000	179	73	11-0-0	315	133
LSU	4-1-1	.750	171	92	8-2-1	365	170
Auburn	4-2-0	.667	131	94	8-3-0	241	171
Vanderbilt	4-2-0	.667	135	121	8-3-0	265	206
Tennessee	3-2-1	.583	152	128	6-4-1	259	211
Florida	3-3-0	.500	127	146	8-3-0	272	200
Alabama	3-3-0	.500	146	125	7-4-0	317	201
Mississippi State	2-4-0	.333	122	145	5-6-0	352	244
Ole Miss	0-6-0	.000	69	196	4-7-0	208	262
Kentucky	0-6-0	.000	57	169	0-10-1	96	287

1983

	Conference				Overall		
School	W-L-T	Pct.	Pts.	Opp.	W-L-T	Pts.	Opp.
Auburn	6-0-0	1.000	178	96	10-1-0	302	179
Georgia	5-1-0	.833	140	74	9-1-1	264	149
Florida	4-2-0	.667	149	84	8-2-1	290	150
Tennessee	4-2-0	.667	129	114	8-3-0	252	142
Alabama	4-2-0	.667	205	132	7-4-0	338	222
f-Ole Miss	4-2-0	.667	96	147	7-4-0	176	255
Kentucky	2-4-0	.333	87	151	6-4-1	212	217
Mississippi State	1-5-0	.167	118	168	3-8-0	196	279
LSU	0-6-0	.000	112	176	4-7-0	251	253
Vanderbilt	0-6-0	.000	93	165	2-9-0	183	274

f-includes forfeits imposed on Tulane by NCAA

1984

	Conference				Overall		
School	W-L-T	Pct.	Pts.	Opp.	W-L-T	Pts.	Opp.
^Florida	5-0-1	.917	167	83	9-1-1	341	170
LSU	4-1-1	.750	153	117	8-2-1	305	198
Auburn	4-2-0	.667	109	97	8-4-0	338	239
Georgia	4-2-0	.667	153	116	7-4-0	246	213
Kentucky	3-3-0	.500	95	141	8-3-0	273	202
Tennessee	3-3-0	.500	150	146	7-3-1	300	248
Vanderbilt	2-4-0	.333	160	193	5-6-0	276	277
Alabama	2-4-0	.333	117	134	5-6-0	226	208
Ole Miss	1-5-0	.167	115	148	4-6-1	194	203
Mississippi State	1-5-0	.167	85	130	4-7-0	198	230

^ Championship vacated

1985

	Conference				Overall		
School	W-L-T	Pct.	Pts.	Opp.	W-L-T	Pts.	Opp.
Tennessee	5-1-0	.833	170	65	8-1-2	290	133
LSU	4-1-1	.750	104	56	9-1-1	220	113
Alabama	4-1-1	.750	157	117	8-2-1	294	178
Georgia	3-2-1	.583	138	87	7-3-1	284	158
Auburn	3-3-0	.500	139	96	8-3-0	328	172
Ole Miss	2-4-0	.333	115	172	4-6-1	210	276
Vanderbilt	1-4-1	.250	78	191	3-7-1	166	308
Kentucky	1-5-0	.167	76	143	5-6-0	194	211
Mississippi State	0-6-0	.000	120	196	5-6-0	257	288
#Florida	5-1-0	.833	105	79	9-1-1	286	162

#Not eligible for championship

1986

	Conference				Overall			
School	**W-L-T**	**Pct.**	**Pts.**	**Opp.**	**W-L-T**	**Pct.**	**Pts.**	**Opp.**
LSU	5-1-0	.833	156	78	9-2-0	.818	291	155
Auburn	4-2-0	.667	154	78	9-2-0	.818	379	115
Alabama	4-2-0	.667	184	83	9-3-0	.750	323	157
Georgia	4-2-0	.667	136	105	8-3-0	.727	285	206
Ole Miss	4-2-0	.667	126	83	7-3-1	.683	220	150
Tennessee	3-3-0	.500	144	156	6-5-0	.556	272	235
Florida	2-4-0	.333	86	111	6-5-0	.556	223	173
Mississippi State	2-4-0	.333	55	177	6-5-0	.556	195	275
Kentucky	2-4-0	.333	91	141	5-5-1	.500	228	207
Vanderbilt	0-6-0	.000	89	208	1-10-0	.091	193	347

1987

	Conference				Overall			
School	**W-L-T**	**Pct.**	**Pts.**	**Opp.**	**W-L-T**	**Pct.**	**Pts.**	**Opp.**
Auburn	5-0-1	.917	172	59	9-1-1	.864	298	116
LSU	5-1-0	.833	159	91	9-1-1	.864	335	171
Tennessee	4-1-1	.750	197	142	9-2-1	.792	395	224
Georgia	4-2-0	.667	157	115	8-3-0	.727	291	187
Alabama	4-2-0	.667	128	106	7-4-0	.636	244	185
Florida	3-3-0	.500	114	96	6-5-0	.545	283	158
Kentucky	1-5-0	.167	123	146	5-6-0	.455	258	185
Vanderbilt	1-5-0	.167	150	239	4-7-0	.364	286	355
Mississippi State	1-5-0	.167	82	189	4-7-0	.364	169	259
Ole Miss	1-5-0	.167	108	207	3-8-0	.273	223	309

1988

	Conference				Overall			
School	**W-L-T**	**Pct.**	**Pts.**	**Opp.**	**W-L-T**	**Pct.**	**Pts.**	**Opp.**
Auburn	6-1-0	.858	148	43	10-1-0	.909	331	79
LSU	6-1-0	.857	132	87	8-3-0	.727	239	181
Georgia	5-2-0	.714	193	125	8-3-0	.727	324	185
Alabama	4-3-0	.571	196	147	8-3-0	.727	288	160
Florida	4-3-0	.571	99	106	6-5-0	.545	254	175
Ole Miss	3-4-0	.429	150	160	5-6-0	.455	221	223
Tennessee	3-4-0	.429	114	171	5-6-0	.455	212	286
Kentucky	2-5-0	.286	122	141	5-6-0	.455	217	208
Vanderbilt	2-5-0	.286	128	178	3-8-0	.273	202	277
Mississippi State	0-7-0	.000	98	222	1-10-0	.090	172	332

1989

	Conference				Overall			
School	**W-L-T**	**Pct.**	**Pts.**	**Opp.**	**W-L-T**	**Pct.**	**Pts.**	**Opp.**
Alabama	6-1-0	.857	219	130	10-1-0	.909	332	184
Tennessee	6-1-0	.857	194	155	10-1-0	.909	315	190
Auburn	6-1-0	.857	122	69	9-2-0	.818	253	117
Florida	4-3-0	.571	145	103	7-4-0	.636	261	168
Ole Miss	4-3-0	.571	164	189	7-4-0	.636	267	285
Georgia	4-3-0	.571	139	109	6-5-0	.545	233	179
Kentucky	2-5-0	.286	118	174	6-5-0	.545	212	220
LSU	2-5-0	.286	174	180	4-7-0	.364	295	252
Mississippi State	1-6-0	.143	89	153	5-6-0	.455	205	207
Vanderbilt	0-7-0	.000	85	187	1-10-0	.091	162	265

1990

	Conference				Overall			
School	**W-L-T**	**Pct.**	**Pts.**	**Opp.**	**W-L-T**	**Pct.**	**Pts.**	**Opp.**
Tennessee	5-1-1	.786	230	106	8-2-2	.750	442	198
Ole Miss	5-2-0	.714	140	119	9-2-0	.818	257	191
Alabama	5-2-0	.714	159	78	7-4-0	.636	253	127
Auburn	4-2-1	.643	170	132	7-3-1	.682	256	194
Kentucky	3-4-0	.429	163	214	4-7-0	.364	228	316
LSU	2-5-0	.286	112	168	5-6-0	.455	183	238
Georgia	2-5-0	.286	122	187	4-7-0	.364	185	293
Mississippi State	1-6-0	.143	102	173	5-6-0	.455	207	236
Vanderbilt	1-6-0	.143	140	266	1-10-0	.091	227	457
#Florida	6-1-0	.857	221	116	9-2-0	.818	387	171

Not eligible for championship

1991

	Conference				Overall			
School	**W-L-T**	**Pct.**	**Pts.**	**Opp.**	**W-L-T**	**Pct.**	**Pts.**	**Opp.**
Florida	7-0	1.000	226	74	10-1	.909	361	152
Alabama	6-1	.857	128	101	10-1	.909	294	118
Tennessee	5-2	.714	190	136	9-2	.818	335	221
Georgia	4-3	.571	192	163	8-3	.727	312	204
Mississippi State	4-3	.571	145	119	7-4	.636	276	156
LSU	3-4	.429	116	157	5-6	.455	248	263
Vanderbilt	3-4	.429	127	192	5-6	.455	205	267
Auburn	2-5	.286	128	170	5-6	.455	233	214
Ole Miss	1-6	.143	148	189	5-6	.455	242	223
Kentucky	0-7	.000	113	212	3-8	.273	190	268

1992

	Conference				Overall			
EASTERN DIVISION								
School	**W-L-T**	**Pct.**	**Pts.**	**Opp.**	**W-L-T**	**Pct.**	**Pts.**	**Opp.**
Florida	6-2	.750	188	164	8-4	.667	288	274
Georgia	6-2	.750	231	117	9-2	.818	352	141
Tennessee	5-3	.625	205	149	8-3	.727	309	173
South Carolina	3-5	.375	104	194	5-6	455	160	240
Kentucky	2-6	.250	136	224	4-7	.364	207	280
Vanderbilt	2-6	.250	149	193	4-7	.364	224	277
WESTERN DIVISION								
Alabama	8-0	1.000	237	78	12-0	1.000	332	109
Ole Miss	5-3	.625	165	147	8-3	.727	230	174
Mississippi State	4-4	.500	131	144	7-4	.636	235	176
Arkansas	3-4-1	.438	144	153	3-7-1	.318	172	209
Auburn	2-5-1	.313	132	173	5-5-1	.500	228	205
LSU	1-7	.125	115	201	2-9	.182	175	261

SEC Championship Game: Alabama 28, Florida 21

1993

	Conference				Overall			
EASTERN DIVISION								
School	**W-L-T**	**Pct.**	**Pts.**	**Opp.**	**W-L-T**	**Pct.**	**Pts.**	**Opp.**
Florida	7-1	.875	318	171	10-2	.833	472	237
Tennessee	7-1	.875	324	115	10-1	.909	471	144
Kentucky	4-4	.500	158	168	6-5	.545	207	195
Georgia	2-6	.250	179	218	5-6	.455	328	289
South Carolina	3-5	.375	114	192	5-6	.455	188	214
Vanderbilt	2-6	.250	52	264	5-6	.455	137	290
WESTERN DIVISION								
Arkansas	4-3-1	.438	131	185	6-4-1	.591	165	208
LSU	3-5	.375	128	257	5-6	.455	190	308
Ole Miss	4-4	.500	155	116	6-5	.545	242	142
Mississippi State	3-4-1	.438	155	175	4-5-2	.452	241	245
Auburn	8-0	1.000	228	147	11-0	1.000	353	192
Alabama	0-8-0	.000	176	110	0-12	.000	316	158

Includes forfeits imposed on Alabama by NCAA

SEC Championship Game: Florida 28, Alabama 13

1994

	Conference				Overall			
EASTERN DIVISION								
School	**W-L-T**	**Pct.**	**Pts.**	**Opp.**	**W-L-T**	**Pct.**	**Pts.**	**Opp.**
Florida	7-1	.875	341	136	10-1-1	.636	521	205
Tennessee	5-3	.625	261	138	7-4	.875	318	185
South Carolina	4-4	.500	170	186	6-5	.545	276	255
Georgia	3-4-1	.438	211	249	6-4-1	.591	351	283
Vanderbilt	2-6	.333	117	223	5-6	.455	203	277
Kentucky	0-8	.000	86	311	1-10	.090	149	405
WESTERN DIVISION								
Alabama	8-0	1.000	176	120	11-1	.917	281	173
Mississippi State	5-3	.625	217	203	8-3	.727	349	234
LSU	3-5	.375	188	208	4-7	.364	268	271
Arkansas	2-6	.250	136	151	4-7	.364	215	208
Ole Miss	2-6	.250	133	185	4-7	.364	246	205
Auburn	6-1-1	.813	239	166	9-1-1	.864	359	199

SEC Championship Game: Florida 24, Alabama 23

1995

	Conference				Overall			
EASTERN DIVISION								
School	**W-L-T**	**Pct.**	**Pts.**	**Opp.**	**W-L-T**	**Pct.**	**Pts.**	**Opp.**
Florida	8-0	1.000	396	136	12-0	1.000	534	201
Tennessee	7-1	.875	311	207	10-1	.727	411	214
Georgia	3-5	.375	154	200	6-5	.545	233	247
South Carolina	2-5-1	.313	239	314	4-6-1	.409	401	387
Kentucky	2-6	.250	163	186	4-7	.364	223	269
Vanderbilt	1-7	.125	90	218	2-9	.182	122	281
WESTERN DIVISION								
Arkansas	6-2	.750	209	213	8-4	.667	274	263
Auburn	5-3	.625	276	203	8-3	.727	424	240
LSU	4-3-1	.563	143	113	6-4-1	.591	279	160
Mississippi State	1-7	.125	171	284	3-8	.273	261	357
Alabama	5-3	.625	171	138	8-3	.727	260	188
Ole Miss	3-5	.375	99	178	6-5	.545	209	208

SEC Championship Game: Florida 34, Arkansas 3

1996

	Conference				Overall			
EASTERN DIVISION								
School	**W-L-T**	**Pct.**	**Pts.**	**Opp.**	**W-L-T**	**Pct.**	**Pts.**	**Opp.**
Florida	8-0	1.000	376	112	11-1	.917	559	201
Tennessee	7-1	.875	275	113	9-2	.818	389	157
South Carolina	4-4	.500	171	170	6-5	.545	245	238
Georgia	3-5	.375	189	224	5-6	.455	230	257
Kentucky	3-5	.375	118	260	4-7	.364	138	322
Vanderbilt	0-8	.000	65	198	2-9	.182	122	234
WESTERN DIVISION								
Alabama	6-2	.750	204	100	9-3	.750	299	181
LSU	6-2	.750	192	145	9-2	.818	325	203
Auburn	4-4	.500	247	224	7-4	.636	366	248
Mississippi State	3-5	.375	136	181	5-6	.455	249	229
Arkansas	2-6	.250	88	202	4-7	.364	174	267
#Ole Miss	2-6	.250	96	228	5-6	.455	203	270

SEC Championship Game: Florida 45, Alabama 30

RECORDS AND RESULTS

ALABAMA • ARKANSAS • AUBURN • FLORIDA • GEORGIA • KENTUCKY • LSU • OLE MISS

1997

EASTERN DIVISION	Conference				Overall			
School	W-L-T	Pct.	Pts.	Opp.	W-L-T	Pct.	Pts.	Opp.
Tennessee	7-1	.875	255	154	11-1	.917	411	244
Georgia	6-2	.750	240	155	9-2	.818	347	189
Florida	6-2	.750	274	158	9-2	.818	419	199
South Carolina	3-5	.375	178	201	5-6	.455	258	279
Kentucky	2-6	.250	212	317	5-6	.455	348	362
Vanderbilt	0-8	.000	52	169	3-8	.273	138	204
WESTERN DIVISION								
Auburn	6-2	.750	172	159	9-3	.750	319	233
LSU	6-2	.750	229	152	8-3	.727	346	179
Ole Miss	4-4	.500	145	147	7-4	.636	233	209
Mississippi State	4-4	.500	154	167	7-4	.636	226	215
Arkansas	2-6	.250	127	224	4-7	.364	181	284
Alabama	2-6	.250	157	192	4-7	.364	246	248

SEC Championship Game: Tennessee 30, Auburn 29

1998

EASTERN DIVISION	Conference				Overall			
School	W-L-T	Pct.	Pts.	Opp.	W-L-T	Pct.	Pts.	Opp.
Tennessee	8-0	1.000	271	106	12-0	1.000	408	173
Florida	7-1	.875	246	112	9-2	.833	349	155
Georgia	6-2	.750	166	156	8-3	.727	257	189
Kentucky	4-4	.500	266	281	6-5	.545	417	349
Vanderbilt	1-7	.125	66	290	2-9	.182	142	369
South Carolina	0-8	.000	129	258	1-10	.091	207	330
WESTERN DIVISION								
Mississippi State	6-2	.750	235	140	8-4	.667	349	218
Arkansas	6-2	.750	254	139	9-2	.818	359	182
Alabama	4-4	.500	153	176	7-4	.636	244	252
Ole Miss	3-5	.375	137	188	6-5	.545	245	256
LSU	2-6	.250	206	214	4-7	.364	337	279
Auburn	1-7	.125	124	193	3-8	.273	166	235

SEC Championship Game: Tennessee 24, Mississippi State 14

1999

EASTERN DIVISION	Conference				Overall			
School	W-L-T	Pct.	Pts.	Opp.	W-L-T	Pct.	Pts.	Opp.
Florida	7-1	.875	226	118	9-3	.750	369	235
Tennessee	6-2	.750	251	116	9-2	.818	348	163
Georgia	5-3	.625	198	204	7-4	.636	311	282
Kentucky	4-4	.500	198	218	6-5	.545	315	323
Vanderbilt	2-6	.250	129	211	5-6	.455	252	256
South Carolina	0-8	.000	63	216	0-11	.000	87	278
WESTERN DIVISION								
Alabama	7-1	.875	210	170	10-2	.833	344	230
Mississippi State	6-2	.750	156	121	9-2	.818	238	149
Ole Miss	4-4	.500	235	176	7-4	.636	296	203
Arkansas	4-4	.500	198	196	7-4	.636	326	208
Auburn	2-6	.250	153	188	5-6	.455	233	236
LSU	1-7	.125	135	218	3-8	.273	223	259

SEC Championship Game: Alabama 34, Florida 7

2000

EASTERN DIVISION	Conference				Overall			
School	W-L-T	Pct.	Pts.	Opp.	W-L-T	Pct.	Pts.	Opp.
Florida	7-1	.875	318	181	10-2	.833	448	236
Georgia	5-3	.625	213	164	7-4	.636	294	198
South Carolina	5-3	.625	173	152	7-4	.636	259	174
Tennessee	5-3	.625	251	176	8-3	.727	359	212
Vanderbilt	1-7	.125	120	223	3-8	.273	193	273
Kentucky	0-8	.000	152	300	2-9	.182	254	383
WESTERN DIVISION								
Auburn	6-2	.750	178	144	9-3	.750	288	235
LSU	5-3	.625	196	195	7-4	.636	292	221
Ole Miss	4-4	.500	187	210	7-4	.636	314	280
Mississippi State	4-4	.500	225	199	7-4	.636	347	265
Arkansas	3-5	.375	136	221	6-5	.545	264	258
Alabama	3-5	.375	166	150	3-8	.273	228	246

SEC Championship Game: Florida 28, Auburn 6

2001

EASTERN DIVISION	Conference				Overall			
School	W-L-T	Pct.	Pts.	Opp.	W-L-T	Pct.	Pts.	Opp.
Tennessee	7-1	.875	225	148	10-2	.833	355	234
Florida	6-2	.750	341	122	9-2	.818	482	155
South Carolina	5-3	.625	189	160	8-3	.727	279	202
Georgia	5-3	.625	204	167	8-3	.727	315	208
Kentucky	1-7	.125	206	285	2-9	.182	259	367
Vanderbilt	0-8	.000	128	315	2-9	.182	226	402
WESTERN DIVISION								
LSU	5-3	.625	231	203	9-3	.750	371	268
Auburn	5-3	.625	152	193	7-4	.636	244	265
Alabama	4-4	.500	203	177	6-5	.545	304	219
Arkansas	4-4	.500	208	220	7-4	.636	291	269
Ole Miss	4-4	.500	262	262	7-4	.636	391	310
Mississippi State	2-6	.250	119	216	3-8	.273	196	288

SEC Championship Game: LSU 31, Tennessee 20

2002

EASTERN DIVISION	Conference				Overall			
School	W-L-T	Pct.	Pts.	Opp.	W-L-T	Pct.	Pts.	Opp.
Georgia	7-1	.875	226	144	13-1	.929	450	212
Florida	6-2	.750	191	160	8-5	.615	336	279
Tennessee	5-3	.625	182	147	8-5	.615	296	227
South Carolina	3-5	.375	108	156	5-7	.417	225	262
Vanderbilt	0-8	.000	121	260	2-10	.167	221	368
Kentucky	3-5	.375	215	228	7-5	.583	385	301
WESTERN DIVISION								
Arkansas	5-3	.625	223	184	9-5	.643	370	277
Auburn	5-3	.625	213	150	9-4	.692	388	231
LSU	5-3	.625	179	160	8-5	.615	323	238
Ole Miss	3-5	.375	175	230	7-6	.538	351	33
Mississippi State	0-8	.000	123	265	3-9	.250	227	339
Alabama	6-2	.750	227	99	10-3	.769	377	200

SEC Championship Game: Georgia 30, Arkansas 3

2003

EASTERN DIVISION	Conference				Overall			
School	W-L-T	Pct.	Pts.	Opp.	W-L-T	Pct.	Pts.	Opp.
Georgia	6-2	.750	215	102	11-3	.786	371	203
Tennessee	6-2	.750	260	170	10-3	.769	365	239
Florida	6-2	.750	178	152	8-5	.615	390	271
South Carolina	2-6	.250	164	227	5-7	.417	268	314
Vanderbilt	1-7	.125	126	261	2-10	.167	235	358
Kentucky	1-7	.125	198	244	4-8	.333	328	321
WESTERN DIVISION								
LSU	7-1	.875	228	90	13-1	.929	475	154
Ole Miss	7-1	.875	218	150	10-3	.769	442	285
Auburn	5-3	.625	190	148	8-5	.615	342	212
Arkansas	4-4	.500	247	223	9-4	.692	436	305
Mississippi State	1-7	.125	93	329	2-10	.167	225	471
Alabama	2-6	.250	216	237	4-9	.308	331	333

SEC Championship Game: LSU 34, Georgia 13.

2004

EASTERN DIVISION	Conference				Overall			
School	W-L-T	Pct.	Pts.	Opp.	W-L-T	Pct.	Pts.	Opp.
Tennessee	7-1	.875	215	199	10-3	.769	378	295
Georgia	6-2	.750	231	133	10-2	.833	335	198
Florida	4-4	.500	251	187	7-5	.583	382	253
South Carolina	4-4	.500	185	190	6-5	.545	243	229
Kentucky	1-7	.125	106	253	2-9	.182	173	341
Vanderbilt	1-7	.125	133	213	2-9	.182	212	286
WESTERN DIVISION								
School	W-L-T	Pct.	Pts.	Opp.	W-L-T	Pct.	Pts.	Opp.
Auburn	8-0	1.000	247	96	13-0	1.000	417	147
LSU	6-2	.750	220	131	9-3	.750	344	205
Arkansas	3-5	.375	196	215	5-6	.455	328	270
Alabama	3-5	.375	152	149	6-5	.545	279	169
Ole Miss	3-5	.375	142	200	4-7	.364	215	278
Mississippi State	2-6	.250	125	237	3-8	.273	173	280

SEC Championship Game: Auburn 38, Tennessee 28

2005

EASTERN DIVISION	Conference				Overall			
School	W-L-T	Pct.	Pts.	Opp.	W-L-T	Pct.	Pts.	Opp.
Georgia	6-2	.750	209	134	10-3	.769	384	213
South Carolina	5-3	.625	175	193	7-5	.583	284	279
Florida	5-3	.625	205	178	9-3	.750	343	226
Vanderbilt	3-5	.375	223	271	5-6	.455	299	321
Tennessee	3-5	.375	147	138	5-6	.455	205	205
Kentucky	2-6	.250	160	277	3-8	.273	239	375
WESTERN DIVISION								
LSU	7-1	.875	214	114	11-2	.846	383	185
Auburn	7-1	.875	262	122	9-3	.750	386	186
Alabama	6-2	.750	159	87	10-2	.833	263	128
Arkansas	2-6	.250	173	169	4-7	.364	283	271
Mississippi State	1-7	.125	78	211	3-8	.273	153	259
Ole Miss	1-7	.125	97	208	3-8	.273	148	245

SEC Championship Game: Georgia 34, LSU 14

2006

EASTERN DIVISION	Conference				Overall			
School	W-L-T	Pct.	Pts.	Opp.	W-L-T	Pct.	Pts.	Opp.
Florida	7-1	.875	178	126	13-1	.929	416	189
Tennessee	5-3	.625	212	172	9-4	.692	362	254
Kentucky	4-4	.500	163	207	8-5	.615	347	369
Georgia	4-4	.500	185	168	9-4	.692	327	229
South Carolina	3-5	.375	147	146	8-5	.615	346	243
Vanderbilt	1-7	.125	131	206	4-8	.333	264	284
WESTERN DIVISION								
Arkansas	7-1	.875	221	134	10-4	.714	404	256
Auburn	6-2	.750	162	133	11-2	.846	322	181
LSU	6-2	.750	220	131	11-2	.846	438	164
Alabama	2-6	.250	133	175	6-7	.462	298	250
Ole Miss	2-6	.250	123	182	4-8	.333	188	275
Mississippi State	1-7	.125	127	222	3-9	.250	221	309

SEC Championship Game: Florida 38, Arkansas 28

2007

EASTERN DIVISION	Conference				Overall			
School	W-L-T	Pct.	Pts.	Opp.	W-L-T	Pct.	Pts.	Opp.
Tennessee	6-2	.750	243	246	10-4	.714	455	382
Georgia	6-2	.750	228	171	11-2	.846	424	262
Florida	5-3	.625	305	224	9-4	.692	552	331
South Carolina	3-5	.375	205	227	6-6	.500	313	282
Kentucky	3-5	.375	249	276	8-5	.615	475	385
Vanderbilt	2-6	.250	198	203	5-7	.417	260	271
WESTERN DIVISION								
LSU	6-2	.750	298	215	12-2	.857	541	279
Auburn	5-3	.625	156	138	9-4	.692	315	220
Arkansas	4-4	.500	274	249	8-5	.615	485	345
Mississippi State	4-4	.500	157	215	8-5	.615	279	301
Alabama	4-4	.500	212	190	7-6	.538	352	286
Ole Miss	0-8	.000	131	252	3-9	.250	241	342

SEC Championship Game: LSU 21, Tennessee 14

2008

EASTERN DIVISION	Conference				Overall			
School	W-L-T	Pct.	Pts.	Opp.	W-L-T	Pct.	Pts.	Opp.
Florida	7-1	.875	359	100	13-1	.929	611	181
Georgia	6-2	.750	215	214	10-3	.769	409	319
Vanderbilt	4-4	.500	144	174	7-6	.538	249	255
South Carolina	4-4	.500	163	186	7-6	.538	270	274
Tennessee	3-5	.375	129	149	5-7	.417	208	201
Kentucky	2-6	.250	143	238	7-6	.538	294	279
WESTERN DIVISION								
Alabama	8-0	1.000	255	115	12-2	.857	422	200
Ole Miss	5-3	.625	208	149	9-4	.692	417	247
LSU	3-5	.375	207	254	8-5	.615	402	314
Arkansas	2-6	.250	167	248	5-7	.417	263	374
Auburn	2-6	.250	93	149	5-7	.417	208	216
Mississippi State	2-6	.250	97	204	4-8	.333	183	296

SEC Championship Game: Florida 31, Alabama 20

2009

EASTERN DIVISION	Conference				Overall			
School	W-L-T	Pct.	Pts.	Opp.	W-L-T	Pct.	Pts.	Opp.
Florida	8-0	1.000	221	96	13-1	.929	502	174
Tennessee	4-4	.500	199	175	7-6	.538	381	289
Georgia	4-4	.500	234	252	8-5	.615	376	337
South Carolina	3-5	.375	144	195	7-6	.538	268	265
Kentucky	3-5	.375	180	222	7-6	.538	339	295
Vanderbilt	0-8	.000	71	191	2-10	.167	196	280
WESTERN DIVISION								
Alabama	8-0	1.000	208	85	14-0	1.000	449	164
LSU	5-3	.625	178	150	9-4	.692	323	211
Ole Miss	4-4	.500	180	176	9-4	.692	384	230
Arkansas	3-5	.375	234	233	8-5	.615	468	326
Auburn	3-5	.375	200	219	8-5	.615	433	358
Mississippi State	3-5	.375	180	235	5-7	.417	307	321

SEC Championship Game: Alabama 32, Florida 13

2010

EASTERN DIVISION	Conference				Overall			
School	SEC	Pct.	PF	PA	Overall	Pct.	PF	PA
South Carolina	5-3	.625	222	179	9-5	.643	433	324
Florida	4-4	.500	224	186	8-5	.615	388	277
Georgia	3-5	.375	232	200	6-7	.462	417	287
Tennessee	3-5	.375	179	205	6-7	.462	351	326
Kentucky	2-6	.250	214	267	6-7	.462	406	369
Vanderbilt	1-7	.125	96	271	2-10	.167	203	374
WESTERN DIVISION								
Auburn	8-0	1.000	306	224	14-0	1.000	577	337
Arkansas	6-2	.750	291	225	10-3	.769	474	304
LSU	6-2	.850	212	165	11-2	.846	386	237
Alabama	5-3	.625	218	143	10-3	.769	464	176
Mississippi State	4-4	.500	151	173	9-4	.692	377	258
Ole Miss	1-7	.125	194	301	4-8	.333	367	422

SEC Championship Game: Auburn 56, South Carolina 17

2011

EASTERN DIVISION	Conference				Overall			
School	SEC	Pct.	PF	PA	Overall	Pct.	PF	PA
Georgia	7-1	.875	234	145	10-4	.714	448	288
South Carolina	6-2	.750	206	135	11-2	.846	391	239
Florida	3-5	.375	166	191	7-6	.538	331	264
Vanderbilt	2-6	.250	169	187	6-7	.462	347	281
Kentucky	2-6	.250	94	242	5-7	.417	190	296
Tennessee	1-7	.125	92	222	5-7	.417	244	271
WESTERN DIVISION								
LSU	8-0	1.000	280	67	13-1	.929	500	158
Alabama	7-1	.875	271	67	12-1	.923	453	106
Arkansas	6-2	.750	266	197	11-2	.846	478	289
Auburn	4-4	.500	160	246	8-5	.615	334	376
Mississippi State	2-6	.250	145	185	7-6	.538	329	256
Ole Miss	0-8	.000	93	292	2-10	.167	193	385

SEC Championship Game: LSU 42, Georgia 10

2012

EASTERN DIVISION	Conference				Overall			
School	SEC	Pct.	PF	PA	Overall	Pct.	PF	PA
Georgia	7-1	.875	268	145	12-2	.857	529	275
Florida	7-1	.875	207	95	11-2	.846	344	188
South Carolina	6-2	.750	229	169	11-2	.846	410	237
Vanderbilt	5-3	.625	177	168	9-4	.692	390	243
Missouri	2-6	.250	175	264	5-7	.417	309	341
Tennessee	1-7	.125	246	320	5-7	.417	434	428
Kentucky	0-8	.000	89	291	2-10	.167	215	372
WESTERN DIVISION								
School	SEC	Pct.	PF	PA	Overall	Pct.	PF	PA
Alabama	7-1	.875	303	90	13-1	.929	542	153
LSU	6-2	.750	180	150	10-3	.769	387	228
Texas A&M	6-2	.750	313	168	11-2	.846	578	283
Mississippi State	4-4	.500	202	223	8-5	.615	383	303
Ole Miss	3-5	.375	224	239	7-6	.538	409	359
Arkansas	2-6	.250	157	257	4-8	.333	282	365
Auburn	0-8	.000	81	272	3-9	.250	224	340

SEC Championship Game: Alabama 32, Georgia 28

2013

EASTERN DIVISION	Conference				Overall			
School	SEC	Pct.	PF	PA	Overall	Pct.	PF	PA
Missouri	7-1	.875	283	149	12-2	.857	548	323
South Carolina	6-2	.750	253	178	11-2	.846	443	264
Georgia	5-3	.625	292	254	8-5	.615	477	377
Vanderbilt	4-4	.500	213	241	9-4	.692	391	320
Florida	3-5	.375	159	163	4-8	.333	226	253
Tennessee	2-6	.250	144	245	5-7	.417	286	348
Kentucky	0-8	.000	118	291	2-10	.167	246	374
WESTERN DIVISION								
School	SEC	Pct.	PF	PA	Overall	Pct.	PF	PA
Auburn	7-1	.875	287	224	12-2	.857	553	346
Alabama	7-1	.875	305	117	11-2	.846	496	181
LSU	5-3	.625	258	199	10-3	.769	465	286
Texas A&M	4-4	.500	307	292	9-4	.692	575	419
Mississippi State	3-5	.375	179	237	7-6	.538	360	299
Ole Miss	3-5	.375	180	220	8-5	.615	390	308
Arkansas	0-8	.000	135	303	3-9	.250	248	369

SEC Championship Game: Auburn 59, Missouri 42

2014

EASTERN DIVISION	Conference				Overall			
School	SEC	Pct.	PF	PA	Overall	Pct.	PF	PA
Missouri	7-1	.875	191	153	11-3	.786	389	295
Georgia	6-2	.750	310	195	10-3	.769	537	269
Florida	4-4	.500	199	206	7-5	.583	363	253
Tennessee	3-5	.375	204	217	7-6	.538	376	315
South Carolina	3-5	.375	272	294	7-6	.538	424	395
Kentucky	2-6	.250	183	300	5-7	.417	350	375
Vanderbilt	0-8	.000	102	283	3-9	.250	206	399
WESTERN DIVISION								
School	SEC	Pct.	PF	PA	Overall	Pct.	PF	PA
Alabama	7-1	.875	266	154	12-2	.857	517	258
Mississippi State	6-2	.750	270	180	10-3	.769	480	282
Ole Miss	5-3	.625	202	135	9-4	.692	368	208
Auburn	4-4	.500	275	262	8-5	.615	461	347
LSU	4-4	.500	153	166	8-5	.615	359	228
Texas A&M	3-5	.375	223	293	8-5	.615	458	365
Arkansas	2-6	.250	165	177	7-6	.538	415	250

SEC Championship Game: Alabama 42, Missouri 13

NATIONAL STATISTICAL CHAMPIONS

TEAM CHAMPIONS

SCORING DEFENSE

1939 Tennessee (0.0 ppg)
1940 Tennessee (2.6 ppg)
1949 Kentucky (4.8 ppg)
1955 Georgia Tech (4.6 ppg)
1956 Georgia Tech (3.3 ppg)
1957 Aubrn (2.8 ppg)
1959 Ole Miss (2.1 ppg)
1960 LSU (5.0 ppg)
1961 Alabama (2.2 ppg)
1962 LSU (3.4 ppg)
1963 Ole Miss (3.7 ppg)
1966 Alabama (3.7 ppg)
1968 Georgia (9.8 ppg)
1975 Alabama (6.0 ppg)
1979 Alabama (5.3 ppg)
1988 Auburn (7.2 ppg)
2003 LSU (11.0 ppg)
2004 Auburn (11.3 ppg)
2005 Alabama (10.7 ppg)
2011 Alabama (8.15 ppg)
2012 Alabama (10.93 ppg)
2014 Ole Miss (16.0 ppg)

RUSHING DEFENSE

1945 Alabama (33.9 ypg)
1957 Auburn (67.4 ypg)
1958 Auburn (79.6 ypg)
1963 Ole Miss (77.3 ypg)
1969 LSU (38.9 ypg)
1970 LSU (52.2 ypg)
1988 Auburn (63.2 ypg)
1992 Alabama (55.0 ypg)
1999 Mississippi State (66.9 ypg)
2011 Alabama (72.15 ypg)
2012 Alabama (76.36 ypg)

TOTAL DEFENSE

1938 Alabama (77.9 ypg)
1945 Alabama (109.9 ypg)
1948 Georgia Tech (151.3 ypg)
1949 Kentucky (153.8 ypg)
1952 Tennessee (166.7 ypg)
1954 Ole Miss (172.3 ypg)
1957 Auburn (133.0 ypg)
1958 Auburn (157.5 ypg)
1961 Alabama (132.6 ypg)
1962 Ole Miss (142.2 ypg)
1964 Auburn (164.7 ypg)
1988 Auburn (218.1 ypg)
1992 Alabama (194.2 ypg)
1993 Ole Miss (234.6 ypg)
1999 Mississippi State (222.5 ypg)
2003 LSU (252.0 ypg)
2011 Alabama (183.62 ypg)
2012 Alabama (250.00 ypg)

PASSING DEFENSE

1950 Tennessee (67.5 ypg)
1953 Alabama (45.6 ypg)
1954 Florida (42.0 ypg)
1957 Georgia Tech (33.4 ypg)
1959 Alabama (45.7 ypg)
1972 Vanderbilt (80.3 ypg)
1990 Alabama (82.47 ypg)
2004 Alabama (113.1 ypg)
2011 Alabama (111.46 ypg)

SCORING OFFENSE

1946 Georgia (37.2 ppg)
1996 Florida (46.6 ppg)

TOTAL OFFENSE

1942 Georgia (429.5 ypg)
1961 Ole Miss (418.7 ypg)

PASSING OFFENSE

2001 Florida (405.2 ypg)
1994 Georgia (338.3 ypg)
1970 Auburn (288.5 ypg)

RUSHING OFFENSE

2013 Auburn (328.3 ypg)

PUNT RETURNS

1991 Alabama (16.8 ypa)
2006 Kentucky (20.4)
2009 LSU (18.85)

KICKOFF RETURNS

2005 Arkansas (29.2 ypa)

PASS EFFICIENCY

2001 Florida (170.1 rating)
2009 Florida (167.31 rating)
2010 Auburn (180.6 rating)
2012 Alabama (174.32 rating)

NET PUNTING

1997 LSU (43.26 avg.)
2009 Georgia (41.95 avg.)
2013 Alabama (42.43 avg.)
2014 Alabama (44.67 avg.)

INDIVIDUAL CHAMPIONS

TOTAL OFFENSE

Frank Sinkwich, Georgia, 1942 (2,187 yards)
Travis Tidwell, Auburn, 1946 (1,715 yards)
Pat Sullivan, Auburn, 1970 (285.6 ypg)
Rex Grossman, Florida, 2001 (354.9 ypg)
Johnny Manziel, Texas A&M, 2012 (393.54 ypg)

RUSHING

Frank Sinkwich, Georgia, 1941 (1,103 yards)
John Dottley, Ole Miss, 1949 (1,312 yards)

PASSING

Johnny Cook, Georgia, 1943 (73-157; 1,005 yards)
Travis Tidwell, Auburn, 1946 (79-158; 943 yards)
Charley Conerly, Ole Miss, 1947 (133-233; 1,367 yards)

PASSING EFFICIENCY

Charlie Conerly, Ole Miss, 1947 (125.8)
Babe Parilli, Kentucky, 1951 (130.8)
Steve Sloan, Alabama, 1965 (153.8)
Dewey Warren, Tennessee, 1966 (142.2)
Danny Wuerffel, Florida, 1995 (178.4)
Rex Grossman, Florida, 2001 (170.8)
Tim Tebow, Florida, 2009 (164.17)
A.J. McCarron, Alabama, 2012 (175.28)

RECEPTIONS PER GAME

Ken Kavanaugh, LSU , 1939 (30 for 467)
Reid Moseley, Georgia, 1944 (32 for 506)
Reid Moseley, Georgia, 1945 (31 for 662)
Barney Poole, Ole Miss, 1947 (52 for 513)
John Carson, Georgia, 1953 (45 for 663)
Bob Goodridge, Vanderbilt, 1967 (79 for 1,114)
Keith Edwards, Vanderbilt, 1983 (97 for 909)

RECEIVING YARDS PER GAME

Josh Reed, LSU, 2001 (94 for 1,740)

SCORING

Parker Hall, Ole Miss, 1938 (73 pts.; 11 TDs, 7 PATs)
Steve Van Buren, LSU, 1943 (98 pts.; 14 TDs, 14 PATs)
Jackie Parker, Mississippi State, 1952 (120 pts.; 16 TDs, 24 PATs)
Garrison Hearst, Georgia, 1992 (126 pts.; 21 TDs)
Shaun Alexander, Alabama, 1999 (144 pts.; 24 TDs)

INTERCEPTIONS

Bobby Wilson, Ole Miss, 1949 (10 for 70 yards)
Hootie Ingram, Alabama, 1952 (10 for 63 yards)
Jeff Hipp, Georgia, 1980 (8 for 104)*
Terry Hoage, Georgia, 1982 (12 for 51)
Chris White, Tennessee, 1985 (9 for 168)*
Deon Grant, Tennessee, 1999 (9 for 167 yards)*
Eric Berry, Tennessee, 2008 (7 for 265 yards)

PUNTING

Bobby Cifers, Tennessee, 1942 (42.9 average)
Zeke Bratowski, Georgia, 1953 (42.6 average)
Don Chandler, Florida, 1955 (44.3 average)
Bobby Walden, Georgia, 1958 (45.3 average)
Frank Lambert, Ole Miss, 1964 (44.1 average)
Ron Widby, Tennessee, 1967 (43.8 average)
Jim Miller, Ole Miss, 1977 (45.9 average)
Ricky Anderson, Vanderbilt, 1984 (48.2 average)
Bill Marinangel, Vanderbilt, 1996 (46.57 average)
Chad Kessler, LSU, 1997 (50.3 average)
Drew Butler, Georgia, 2009 (48.05 average)
Tyler Campbell, Ole Miss, 2010 (46.4 average)
JK Scott, Alabama, 2014 (48.0 average)

PUNT RETURNS

Junie Hovious, Ole Miss, 1940 (15.1 ypr)
Harry Gilmer, Alabama, 1946 (11.8 ypr)
Lee Nalley, Vanderbilt, 1948 (18.4 ypr)
Lee Nalley, Vanderbilt, 1949 (14.2 ypr)
Bill Stacy, Mississippi State, 1956 (12.1 ypr)
Scott Woerner, Georgia, 1980 (15.7 ypr)
Glen Young, Mississippi State, 1981 (16.2 ypr)
Lionel James, Auburn, 1982 (15.8 ypr)
Ricky Nattiel, Florida, 1984 (15.7 ypr)
Skyler Green, LSU, 2003 (18.5 ypr)

KICKOFF RETURNS

Max McGee, Tulane, 1953 (21.8 ypr)
Dan Bland, Mississippi State, 1964 (27.9 ypr)
Marcus Rhoden, Mississippi State, 1966 (22.0 ypr)
Dale Carter, Tennessee, 1990 (29.8 ypr)
Eric Moulds, Mississippi State, 1994 (32.8 ypg)

FIELD GOALS

Ed Dyas, Auburn, 1960 (13 of 18)
Al Woodall, Auburn, 1962 (8 of 20)*
Billy Lothridge, Ga. Tech, 1963 (12 of 16)
Doug Moreau, LSU, 1964 (13 of 20)
Kim Braswell, Georgia, 1970 (13 of 17)
Kevin Butler, Georgia, 1981 (19 of 26)*
Philip Doyle, Alabama, 1989 (22 of 25, 2.00 FGPG)*
Philip Doyle, Alabama, 1990 (24 of 29, 2.18 FGPG)
Michael Proctor, Alabama, 1993 (22 of 29, 1.8 FGPG)
Billy Bennett, Georgia, 2003 (31 of 38, 2.21 FGPG)
Josh Jasper, LSU, 2010 (28 of 34, 2.15 FGPG)
Marshall Morgan, Georgia, 2013 (22 of 24, 2.0 FGPG)

SCORING (KICKERS)

Hugh Morrow, Alabama, 1945 (46 of 46 PATs)
George Jernigan, Georgia, 1946 (47 of 47 PATs)
Pepper Rodgers, Georgia Tech, 1952 (48 on 36 PATs, 4 FGs)
Paige Cothern, Ole Miss, 1955 (38 on 20 PATs, 6 FGs)
Bob Khayat, Ole Miss, 1958 (34 on 22 PATs, 4 FGs)
Bob Khayat, Ole Miss, 1959 (40 on 25 PATs, 5 FGs)
Ed Dyas, Auburn, 1960 (51 on 12 PATs, 13 FGs)
David Ray, Alabama, 1964 (52 on 23 PATs, 12 FGs)

ALL-PURPOSE RUNNING

Parker Hall, Ole Miss, 1938 (129.1 ypg)

SOLO TACKLES

Patrick Willis, Ole Miss, 2005 (90 in 10 games)

TACKLES FOR LOSS

Jarvis Jones, Georgia, 2012 (2.04 per game)

*–tied for National Championship

ANNUAL TEAM STATISTICAL LEADERS

SCORING OFFENSE

Year	School	G	Pts	Avg
1933	LSU	10	176	17.6
	Tennessee	10	176	17.6
1934	Alabama	9	287	31.9
1935	Ole Miss	11	292	26.5
1936	LSU	10	281	28.1
1937	Alabama	9	225	25.0
1938	Tennessee	10	276	27.6
1939	Ole Miss	9	230	25.6
1940	Tennessee	10	319	31.9
1941	Georgia	10	279	27.9
1942	Georgia	11	367	33.4
1943	Georgia Tech	10	280	28.0
1944	Georgia	10	269	26.9
1945	Alabama	9	396	44.0
1946	Georgia	10	372	37.2
1947	Ole Miss	10	256	25.6
1948	Vanderbilt	11	328	29.8
1949	Kentucky	11	304	27.6
1950	Kentucky	11	380	34.5
1951	Tennessee	10	373	37.3
1952	Florida	10	290	29.0
1953	Auburn	10	257	25.7
1954	Ole Miss	10	283	28.3
1955	Ole Miss	10	251	25.1
1956	Tennessee	10	268	26.8
1957	Ole Miss	10	232	23.2
1958	LSU	10	275	27.5
1959	Ole Miss	10	329	32.9
1960	Ole Miss	10	266	26.6
1961	Ole Miss	10	326	32.6
1962	Alabama	10	272	27.2
1963	Ole Miss	9	207	23.0
1964	Alabama	10	233	23.3
1965	LSU	10	251	25.1
1966	Alabama	10	265	26.5
1967	Tennessee	10	259	25.9
1968	Georgia	10	282	28.2
1969	Auburn	10	363	36.3
1970	Auburn	10	355	35.5
1971	Alabama	11	362	32.9
1972	Alabama	11	393	35.7
1973	Alabama	11	454	41.3
1974	Alabama	11	318	28.9
1975	Alabama	11	361	32.8
1976	Georgia	11	324	29.5
1977	LSU	11	375	34.1
1978	Alabama	11	331	30.1
1979	Alabama	11	359	32.6
1980	Alabama	11	322	29.3
1981	Georgia	11	352	32.0
1982	LSU	11	365	33.2
1983	Alabama	11	338	30.7
1984	Florida	11	341	31.0
1985	Auburn	11	328	29.8
1986	Auburn	11	379	34.5
1987	Tennessee	12	395	32.9
1988	Auburn	11	331	30.1
1989	Alabama	11	332	30.2
1990	Tennessee	12	440	36.7
1991	Florida	11	361	32.8
1992	Georgia	11	352	32.0
1993	Tennessee	11	471	42.8
1994	Florida	12	521	43.4
1995	Florida	12	534	44.5
1996	Florida	12	559	46.6
1997	Florida	11	409	37.2
1998	Kentucky	11	417	37.9
1999	Tennessee	11	348	31.6
2000	Florida	12	448	37.3
2001	Florida	11	482	43.8
2002	Georgia	14	450	32.1
2003	Ole Miss	13	442	34.0
2004	Auburn	13	417	32.1
2005	Auburn	12	386	32.2
2006	LSU	13	438	33.7
2007	Florida	13	552	42.5
2008	Florida	14	611	43.6
2009	Arkansas	13	468	36.0
2010	Auburn	14	577	41.2
2011	Arkansas	13	478	36.8
2012	Texas A&M	13	578	44.5
2013	Texas A&M	13	575	44.2
2014	Georgia	13	537	41.3

SCORING DEFENSE

Year	School	G	Pts	Avg
1933	Alabama	9	17	1.9
1934	Alabama	9	32	3.6
1935	LSU	10	38	3.8
1936	Mississippi State	10	25	2.5
1937	Alabama	9	20	2.2
1938	Tennessee	10	16	1.6
1939	Tennessee	10	0	0.0
1940	Tennessee	10	26	2.6
1941	Mississippi State	10	55	5.5
1942	Tennessee	10	54	5.4
1943	Georgia Tech	10	124	12.4
1944	Tennessee	9	48	5.3
1945	Alabama	9	66	7.3
1946	Vanderbilt	9	43	4.8
1947	Georgia Tech	10	35	3.5
1948	Tulane	10	60	6.0
1949	Kentucky	11	53	4.8
1950	Tennessee	11	57	5.2
1951	Georgia Tech	11	76	6.9
1952	Georgia Tech	11	52	4.7
1953	Georgia Tech	11	92	8.4
1954	Ole Miss	10	47	4.7
1955	Georgia Tech	10	46	4.6
1956	Georgia Tech	10	33	3.3
1957	Auburn	10	28	2.8
1958	LSU	10	53	5.3
1959	Ole Miss	10	21	2.1
1960	LSU	10	50	5.0
1961	Alabama	10	22	2.2
1962	LSU	10	34	3.4
1963	Ole Miss	9	33	3.7
1964	Alabama	10	67	6.7
1965	Alabama	10	79	7.9
1966	Alabama	10	37	3.7
1967	Georgia	10	105	10.5
1968	Georgia	10	98	9.8
1969	LSU	10	91	9.1
1970	LSU	11	96	8.7
1971	Alabama	11	84	7.6
1972	Tennessee	11	83	7.5
1973	Alabama	11	89	8.1
1974	Alabama	11	83	7.5
1975	Alabama	11	66	6.0
1976	Georgia	11	118	10.7
1977	Kentucky	11	111	10.1
1978	Alabama	11	161	14.6
1979	Alabama	11	58	5.3
1980	Alabama	11	96	8.7
1981	Georgia	11	98	8.9
1982	Georgia	11	133	12.1
1983	Tennessee	11	142	12.9
1984	Florida	11	170	15.5
1985	LSU	11	113	10.3
1986	Auburn	11	115	10.5
1987	Auburn	11	116	10.6
1988	Auburn	11	79	7.2
1989	Auburn	11	117	10.6
1990	Alabama	11	127	11.6
1991	Alabama	11	118	10.7
1992	Alabama	12	109	9.1
1993	Ole Miss	11	142	12.9
1994	Alabama	12	173	14.4
1995	LSU	11	160	14.6
1996	Tennessee	11	157	14.3
1997	LSU	11	179	16.3
1998	Florida	11	155	14.1
1999	Mississippi State	11	149	13.5
2000	South Carolina	11	174	15.8
2001	Florida	11	155	14.1
2002	Georgia	14	212	15.1
2003	LSU	14	154	11.0
2004	Auburn	13	147	11.3
2005	Alabama	12	128	10.7
2006	LSU	13	164	12.6
2007	Auburn	13	220	16.9
2008	Florida	14	181	12.9
2009	Alabama	14	164	11.7
2010	Alabama	13	176	13.5
2011	Alabama	13	106	8.2
2012	Alabama	14	153	10.9
2013	Alabama	13	181	13.9
2014	Ole Miss	13	208	16.0

RUSHING OFFENSE

Year	School	G	Atts	Yds	Avg
1948	Tulane	10		2393	239.3
1949	Ole Miss	10	531	2529	252.9
1950	Alabama	11	586	3007	273.4
1951	Tennessee	10	553	3068	306.8
1952	Alabama	11	608	2737	250.6
1953	Auburn	10	467	2255	225.5
1954	Auburn	10	507	2496	249.6
1955	Auburn	10	464	2413	241.3
1956	Auburn	10	515	2760	276.0
1957	Ole Miss	10	582	3063	306.3
1958	Ole Miss	10	503	2096	209.6
1959	Ole Miss	10	528	2394	239.4
1960	Ole Miss	10	475	2283	228.3
1961	Ole Miss	10	472	2362	236.2
1962	Ole Miss	9	467	2153	239.2
1963	LSU	10		2087	208.7
1964	Alabama	10	445	1799	179.9
1965	LSU	10	497	2077	207.7
1966	Georgia	10	515	1953	195.3
1967	LSU	10	554	2361	236.1
1968	Georgia	10	609	1988	198.8
1969	Auburn	10	471	2241	224.1
1970	Tennessee	11	563	2365	215.0
1971	Alabama	11	705	3565	324.1
1972	Alabama	11	704	3332	302.9
1973	Alabama	11	664	4027	366.1
1974	Alabama	11	686	3288	298.9
1975	Florida	11	657	3326	302.4
1976	Georgia	11	693	3075	279.5
1977	LSU	11	674	3352	304.7
1978	Alabama	11	638	3158	287.1
1979	Alabama	11	763	3792	344.7
1980	Alabama	11	632	3381	307.4
1981	Georgia	11	656	3102	282.0
1982	Georgia	11	647	3023	274.8
1983	Auburn	11	600	3231	293.7
1984	Auburn	12	673	3086	257.2
1985	Auburn	11	620	3438	312.5
1986	Alabama	12	585	3167	263.9
1987	Georgia	11	596	3016	274.2
1988	Georgia	11	547	2778	252.5
1989	Tennessee	11	582	2701	245.6
1990	Vanderbilt	11	538	2498	227.1
1991	Alabama	11	557	2772	252.0
1992	Georgia	11	458	2584	234.9
1993	Tennessee	11	442	2621	238.3
1994	Tennessee	11	537	2543	231.2
1995	Auburn	11	413	2158	196.2
1996	LSU	11	488	2322	211.1
1997	LSU	11	521	2823	256.6
1998	Tennessee	12	517	2536	211.3
1999	Tennessee	11	459	2104	191.3
2000	Mississippi State	11	461	2132	193.8
2001	Alabama	11	472	2490	226.4
2002	Arkansas	14	643	3065	218.9
2003	Arkansas	13	626	3145	241.9
2004	LSU	12	506	2326	193.8
2005	Arkansas	11	481	2386	216.9

2006	Arkansas	14	539	3199	228.5
2007	Arkansas	13	625	3725	286.5
2008	Florida	14	545	3236	231.1
2009	Mississippi State	12	555	2731	227.6
2010	Auburn	14	652	3987	284.8
2011	Alabama	13	508	2788	214.5
2012	Texas A&M	13	533	3147	242.1
2013	Auburn	14	729	4596	328.3
2014	Georgia	13	554	3365	258.8

PASSING OFFENSE

Year	School	G	Att	Cmp	Yds	Avg
1948	Georgia Tech	10	206	112	1746	174.6
1949	Ole Miss	10	149	67	1335	133.5
1950	Kentucky	11	230	125	1714	155.8
1951	Georgia	10	265	121	1618	161.8
1952	Georgia	11	266	134	1878	170.7
1953	Georgia	11	247	118	1575	143.2
1954	Ole Miss	10	175	81	1554	155.4
1955	Georgia	10	145	66	1156	115.6
1956	Ole Miss	10	173	79	1215	121.5
1957	Vanderbilt	10	134	58	776	77.6
1958	Auburn	10	179	86	1211	121.1
1959	Ole Miss	10	170	81	1295	129.5
1960	Kentucky	10			1633	163.3
1961	Ole Miss	10	202	109	1827	182.7
1962	Auburn	10	258	122	1512	151.2
1963	Ole Miss	9	191	103	1506	167.3
1964	Kentucky	10	230	114	1609	160.9
1965	Florida	10	309	158	2033	203.3
1966	Florida	10	328	199	2242	224.2
1967	Florida	10	284	149	1954	195.4
1968	Mississippi State	10	342	186	2047	204.7
1969	Florida	10	413	233	3016	301.6
1970	Auburn	10	311	181	2885	288.5
1971	Auburn	10	316	180	2277	227.7
1972	LSU	11	247	125	1701	154.6
1973	Mississippi State	11	238	119	1630	148.2
1974	Vanderbilt	11	212	119	1676	152.4
1975	Tennessee	12	211	102	1686	140.5
1976	Florida	11	191	106	1783	162.1
1977	Vanderbilt	11	283	137	1683	153.0
1978	Mississippi State	11	311	177	2637	239.7
1979	LSU	11	295	137	2061	187.4
1980	Ole Miss	11	295	164	2045	185.9
1981	Vanderbilt	11	476	269	3036	276.0
1982	Vanderbilt	11	454	252	2837	257.9
1983	Vanderbilt	11	519	296	3299	293.7
1984	Vanderbilt	11	437	246	2920	265.5
1985	Florida	11	304	189	2924	265.8
1986	LSU	11	335	207	2623	235.8
1987	LSU	11	311	187	2554	232.2
1988	Vanderbilt	11	370	202	2652	241.1
1989	LSU	11	327	188	2839	258.1
1990	Florida	11	415	246	3197	290.6
1991	Florida	11	390	235	3393	308.5
1992	Florida	12	503	290	3440	286.7
1993	Florida	12	488	284	4072	339.3
1994	Georgia	11	462	276	3721	338.3
1995	Florida	12	457	287	4330	360.8
1996	Florida	12	412	234	4007	333.9
1997	Kentucky	11	562	374	4019	365.4
1998	Kentucky	11	574	414	4534	412.2
1999	Kentucky	11	468	304	3289	299.0
2000	Kentucky	11	564	322	3689	335.4
2001	Florida	11	464	299	4457	405.2
2002	Florida	13	517	295	3519	270.7
2003	Ole Miss	13	449	282	3718	286.0
2004	Florida	12	407	243	3253	271.1
2005	Vanderbilt	11	467	274	3086	280.5
2006	Kentucky	13	436	273	3597	276.7
2007	Kentucky	13	528	331	3743	287.9
2008	Georgia	13	400	246	3610	277.7
2009	Arkansas	13	439	237	3842	295.5
2010	Arkasnas	13	465	301	4338	337.7
2011	Arkansas	13	471	299	3909	300.7
2012	Texas A&M	13	492	329	4114	316.5
2013	Texas A&M	13	489	339	4593	353.3
2014	Texas A&M	13	514	332	3971	305.5

TOTAL OFFENSE

Year	School	G	Atts	Yds	Avg
1948	Georgia Tech	10	658	3549	354.9
1949	Ole Miss	10	680	3864	386.4
1950	Alabama	11	773	4578	416.2
1951	Ole Miss	10	701	3726	372.6
1952	Ole Miss	10	748	3883	388.3
1953	Auburn	10	607	3398	339.8
1954	Ole Miss	10	664	3875	387.5
1955	Ole Miss	10	609	3396	339.6
1956	Auburn	10	670	3749	374.9
1957	Ole Miss	10	666	3562	356.2
1958	Auburn	10	649	3194	319.4
1959	Ole Miss	10	698	3690	369.0
1960	Ole Miss	10	646	3626	362.6
1961	Ole Miss	10	674	4186	418.6
1962	Ole Miss	9	628	3281	364.5
1963	Ole Miss	9		2944	327.1
1964	Alabama	10	620	3129	312.9
1965	Florida	10	719	3376	337.6
1966	Florida	10	714	3611	361.1
1967	Florida	10	799	3673	367.3
1968	Georgia	10	859	3917	391.7
1969	Florida	10	826	4348	434.8
1970	Auburn	10	684	4850	485.0
1971	LSU	11	832	4263	387.5
1972	Alabama	11	832	4501	409.2
1973	Alabama	11	758	5288	480.7
1974	Vanderbilt	11	825	4570	415.5
1975	Florida	11	796	4460	405.5
1976	Florida	11	737	4400	400.0
1977	Alabama	11	821	4584	416.7
1978	Alabama	11	796	4433	403.0
1979	Alabama	11	875	4715	428.6
1980	Ole Miss	11	829	4286	389.6
1981	Georgia	11	865	4912	446.5
1982	Mississippi State	11	771	4642	422.0
1983	Alabama	11	823	4665	424.1
1984	Auburn	12	911	4923	410.2
1985	Auburn	11	808	4594	417.6
1986	Auburn	11	766	4590	417.3
1987	LSU	11	747	4845	440.5
1988	Auburn	11	804	4774	434.0
1989	Alabama	11	888	4778	434.4
1990	Florida	11	855	4978	452.6
1991	Tennessee	11	878	5145	467.7
1992	Georgia	11	732	4954	450.4
1993	Tennessee	11	762	5286	480.6
1994	Georgia	11	753	5135	466.8
1995	Florida	12	867	6413	534.4
1996	Florida	12	854	6047	503.9
1997	Tennessee	12	890	5794	482.8
1998	Kentucky	11	911	5876	534.2
1999	Georgia	11	831	4576	416.0
2000	Kentucky	11	869	4900	445.5
2001	Florida	11	788	5803	527.5
2002	Florida	13	982	5290	406.9
2003	Ole Miss	13	940	5631	433.2
2004	Florida	12	822	5123	426.9
2005	Auburn	12	820	4918	409.8
2006	LSU	13	818	5427	417.5
2007	Florida	13	848	5943	457.2
2008	Florida	14	874	6231	445.1
2009	Florida	14	919	6410	457.9
2010	Auburn	14	948	6989	499.2
2011	Arkansas	13	883	5695	438.1
2012	Texas A&M	13	1025	7261	558.5
2013	Texas A&M	13	954	6999	538.4
2014	Mississippi State	13	1001	6679	513.8

RUSHING DEFENSE

Year	School	G	Atts	Yds	Avg
1948	Georgia Tech	10		749	74.9
1949	Kentucky	11	455	788	71.6
1950	Tulane	9	373	824	91.5
1951	Georgia Tech	11	477	1164	105.8
1952	Georgia Tech	11	473	1175	106.8
1953	LSU	11	481	1567	142.4
1954	Ole Miss	10	374	901	90.1
1955	Auburn	10	405	1078	107.8
1956	Georgia Tech	10	405	1284	128.4
1957	Auburn	10	390	674	67.4
1958	Auburn	10	370	796	79.6
1959	LSU	10		908	90.8
1960	Ole Miss	10	386	881	88.1
1961	Alabama	10		550	55.0
1962	Alabama	10		588	58.8
1963	Ole Miss	9	316	699	77.7
1964	Auburn	10	354	819	81.9
1965	Florida	10	408	884	88.4
1966	Ole Miss	10	408	741	74.1
1967	Alabama	10	411	940	94.0
1968	Alabama	10	401	849	84.9
1969	LSU	10	353	384	38.4
1970	LSU	11	356	574	52.2
1971	Georgia	11	424	1076	97.8
1972	Alabama	11	459	1263	114.8
1973	Alabama	11	487	1536	139.6
1974	Alabama	11	478	1599	145.4
1975	Alabama	11	460	1037	94.3
1976	LSU	11	504	1568	142.5
1977	Kentucky	11	493	1322	120.2
1978	Alabama	11	485	1540	140.0
1979	Alabama	11	393	1121	101.9
1980	Alabama	11	520	1394	126.7
1981	Georgia	11	391	797	72.5
1982	LSU	11	406	1004	91.3
1983	Tennessee	11	433	1231	111.9
1984	Florida	11	406	1336	121.5
1985	Georgia	11	440	1095	99.5
1986	Auburn	11	409	1325	120.5
1987	Auburn	11	437	1380	125.5
1988	Auburn	11	334	695	63.2
1989	Florida	11	397	975	88.6
1990	Florida	11	386	941	85.6
1991	Florida	11	398	1103	100.3
1992	Alabama	12	395	660	55.0
1993	Ole Miss	11	463	1127	102.5
1994	Florida	12	387	1015	84.6
1995	Arkansas	12	424	1251	104.3
1996	Alabama	12	381	1110	92.5
1997	Florida	11	362	778	70.7
1998	Florida	11	393	998	90.7
1999	Mississippi State	11	403	736	66.9
2000	Tennessee	11	338	817	74.3
2001	Tennessee	11	384	1024	85.3
2002	Alabama	13	390	1042	80.2
2003	LSU	14	400	938	67.0
2004	LSU	12	410	1197	99.8
2005	Tennessee	11	356	907	82.5
2006	Florida	14	370	1915	72.5
2007	Florida	13	442	1343	103.3
2008	Alabama	14	391	1038	74.1
2009	Alabama	14	395	1094	78.1
2010	Auburn	14	448	1527	109.1
2011	Alabama	13	386	938	72.2
2012	Alabama	14	440	1069	76.4
2013	Alabama	13	416	1381	106.2
2014	Alabama	14	452	1434	102.4

PASSING DEFENSE

Year	School	G	Att	Cmp	Yds	Avg
1948	Tennessee	10	193	77	748	74.8
1949	Tennessee	10	161	64	752	75.2
1950	Tennessee	11	154	65	652	59.2
1951	Vanderbilt	11	125	53	861	78.2
1952	Tennessee	10	116	44	531	53.1
1953	Tennessee	11	148	59	594	54.0
1954	Alabama	11	122	43	504	45.8
1955	Florida	10	92	37	420	42.0
1956	Ole Miss	10	118	48	506	50.6
1957	Georgia Tech	10	73	31	334	33.4
1958	Alabama	10			600	60.0
1959	Alabama	10			636	63.6
1960	Tennessee	10			538	53.8
1961	Ole Miss	10	149	58	649	64.9
1962	Ole Miss	9	146	60	670	74.4
1963	Ole Miss	9	123	47	522	58.0
1964	Florida	10	150	57	640	64.0

1965	Vanderbilt	10	152	78	849	84.9
1966	Alabama	10	208	86	944	94.4
1967	Georgia	10	214	77	947	94.7
1968	Vanderbilt	10	259	117	1293	129.3
1969	Georgia	10	298	117	1357	135.7
1970	Vanderbilt	11	207	108	1376	125.1
1971	Vanderbilt	11	196	89	1035	94.1
1972	Vanderbilt	11	164	61	883	80.3
1973	Florida	11	165	72	938	85.3
1974	Alabama	11	201	82	822	74.7
1975	Auburn	11	150	73	980	89.1
1976	Vanderbilt	11	155	72	892	81.1
1977	Tennessee	11	179	78	1067	97.0
1978	Vanderbilt	11	177	84	1284	116.7
1979	Alabama	11	218	78	860	78.2
1980	Alabama	11	210	93	1093	99.4
1981	Kentucky	11	236	123	1405	127.7
1982	Mississippi State	11	236	132	1578	143.5
1983	Florida	11	296	156	1663	151.2
1984	Alabama	11	273	138	1573	143.0
1985	Tennessee	11	299	156	1650	150.0
1986	Tennessee	11	203	99	1248	113.5
1987	Florida	11	269	128	1512	137.5
1988	Florida	11	254	121	1360	123.6
1989	Mississippi State	11	288	148	1599	145.4
1990	LSU	11	244	122	1395	126.8
1991	Tennessee	11	244	119	1627	147.9
1992	Alabama	12	330	164	1670	139.2
1993	Alabama	12	310	144	1539	128.3
1994	Ole Miss	11	300	134	1707	155.2
1995	LSU	11	343	158	1907	173.4
1996	Tennessee	11	285	134	1434	130.4
1997	Vanderbilt	11	289	155	1857	168.8
1998	Mississippi State	12	309	157	1986	165.5
1999	Mississippi State	11	331	172	1712	155.6
2000	Arkansas	11	302	143	1683	153.0
2001	Ole Miss	11	275	136	1774	161.3
2002	LSU	13	361	163	1985	152.7
2003	Georgia	14	412	224	2443	174.5
2004	Alabama	12	242	105	1357	113.1
2005	Alabama	12	352	175	1929	160.8
2006	LSU	13	364	172	1894	145.7
2007	South Carolina	12	358	199	2025	168.8
2008	South Carolina	13	328	189	2070	159.2
2009	Florida	14	396	208	2139	152.8
2010	LSU	13	344	196	2208	169.8
2011	Alabama	13	334	164	1449	111.5
2012	Alabama	14	397	217	2431	173.6
2013	Florida	12	319	159	2062	171.8
2014	LSU	13	385	199	2134	164.2

TOTAL DEFENSE

Year	School	G	Atts	Yds	Avg
1948	Georgia Tech	10		1513	151.3
1949	Kentucky	11		1692	153.8
1951	Georgia Tech	11	708	2190	199.0
1950	Kentucky	11	674	1895	172.2
1952	Tennessee	10	578	1667	167.7
1953	Georgia Tech	11	655	2384	216.7
1954	Ole Miss	10	536	1723	172.3
1955	Auburn	10	531	1832	183.2
1956	Ole Miss	10	572	1955	195.5
1957	Auburn	10	529	1330	133.0
1958	Auburn	10	521	1575	157.5
1959	LSU	10	559	1432	143.2
1960	Alabama	10	535	1576	157.6
1961	Alabama	10		1321	132.1
1962	Ole Miss	9	446	1280	142.2
1963	Ole Miss	9	439	1221	135.7
1964	Auburn	10	495	1647	164.7
1965	Florida	10	617	2017	201.7
1966	Alabama	10	544	1741	174.1
1967	Georgia	10	647	2126	212.6
1968	Georgia	10	650	2351	235.1
1969	LSU	10	714	2280	228.0
1970	LSU	11	746	2689	244.5
1971	Alabama	11	663	2417	219.7
1972	Alabama	11	674	2334	212.2
1973	Florida	11	743	2656	241.5
1974	Alabama	11	679	2421	202.1
1975	Alabama	11	677	2046	186.0
1976	LSU	11	702	2564	233.1
1977	Kentucky	11	728	2590	235.5
1978	LSU	11	749	3122	283.8
1979	Alabama	11	611	1981	180.1
1980	Alabama	11	730	2487	226.1
1981	Florida	11	784	2826	256.9
1982	LSU	11	704	2707	246.1
1983	Tennessee	11	756	3069	279.0
1984	Florida	11	738	3325	302.3
1985	Florida	11	726	3111	282.8
1986	Ole Miss	11	777	3145	285.9
1987	Florida	11	744	2956	268.7
1988	Auburn	11	667	2399	218.1
1989	Florida	11	698	2661	241.9
1990	Alabama	11	711	2523	229.4
1991	Tennessee	11	676	3154	286.7
1992	Alabama	12	725	2330	194.7
1993	Ole Miss	11	724	2580	234.6
1994	LSU	11	711	3211	291.9
1995	Alabama	11	727	3125	284.1
1996	Tennessee	11	708	2602	236.6
1997	Vanderbilt	11	702	3026	275.1
1998	Florida	11	773	3153	286.6
1999	Mississippi State	11	734	2448	222.5
2000	Arkansas	11	714	3213	292.1
2001	Florida	11	712	3192	290.2
2002	Alabama	13	764	3345	257.3
2003	LSU	14	877	3528	252.0
2004	Alabama	12	726	2946	245.5
2005	Alabama	12	713	3061	255.1
2006	LSU	13	764	3156	242.8
2007	LSU	14	915	4043	288.8
2008	Tennessee	12	776	3162	263.5
	Alabama	14	858	3689	263.5
2009	Alabama	14	844	3418	244.1
2010	Alabama	13	802	3723	286.4
2011	Alabama	13	720	2387	183.6
2012	Alabama	14	837	3500	250.0
2013	Alabama	13	771	3725	286.5
2014	LSU	13	845	4119	316.8

NET PUNTING

Year	School	G	No	Avg.	Net Avg
1988	Alabama	11	59	41.9	39.8
1989	Ole Miss	11	62	39.2	38.2
1990	Ole Miss	11	54	38.6	37.9
1991	Florida	11	47	42.4	37.5
1992	Auburn	11	67	42.4	39.2
1993	Auburn	11	51	46.9	38.7
1994	Auburn	11	54	44.5	38.5
1995	Vanderbilt	11	74	41.0	39.1
1996	Vanderbilt	11	79	45.9	42.7
1997	LSU	11	54	46.0	43.3
1998	Alabama	11	66	44.0	40.8
1999	Kentucky	11	49	41.0	39.9
2000	Georgia	11	58	42.2	39.5
2001	Georgia	11	44	43.9	40.7
2002	Kentucky	12	71	44.3	40.1
2003	Ole Miss	13	60	42.9	39.0
2004	Tennessee	13	59	40.5	39.0
2005	LSU	13	63	40.9	39.0
2006	Auburn	13	47	45.7	38.6
2007	Florida	13	37	39.3	38.7
2008	Florida	14	45	43.4	38.1
2009	Georgia	13	56	48.1	41.9
2010	Florida	13	51	44.2	40.9
2011	LSU	14	66	44.1	41.2
2012	Arkansas	12	54	44.7	40.8
2013	Alabama	13	40	46.9	42.4
2014	Alabama	14	55	48.0	44.7

KICKOFF RETURNS

Year	School	G	No	Yds	Avg
1988	Georgia	11	36	867	24.1
1989	Georgia	11	32	760	23.8
1990	Tennessee	12	42	1023	24.4
1991	Florida	11	27	652	24.2
1992	Arkansas	11	29	739	25.5
1993	Tennessee	11	28	661	23.6
1994	Kentucky	11	54	1263	23.4
1995	Tennessee	11	30	752	25.1
1996	Alabama	12	22	532	24.2
1997	Mississippi State	11	36	824	22.9
1998	Alabama	11	35	830	23.7
1999	Tennessee	11	28	662	23.6
2000	Tennessee	11	32	751	23.5
2001	Ole Miss	11	33	805	24.4
2002	LSU	13	38	914	24.1
2003	Ole Miss	13	36	853	23.7
2004	Alabama	12	29	708	24.4
2005	Arkansas	11	33	965	29.2
2006	Auburn	13	36	934	25.9
2007	Tennessee	14	60	1462	24.4
2008	Kentucky	13	44	1161	26.4
2009	Florida	14	40	1055	26.4
2010	Florida	13	53	1392	26.3
2011	Auburn	13	55	1356	24.7
2012	Missouri	12	35	564	24.7
2013	Texas A&M	13	48	1012	21.1
2014	LSU	13	26	695	26.7

PUNT RETURNS

Year	School	G	No	Yds	Avg
1988	Georgia	11	31	388	12.5
1989	Kentucky	11	33	398	12.1
1990	Mississippi State	11	24	361	15.0
1991	Alabama	11	29	486	16.8
1992	Vanderbilt	11	21	278	13.2
1993	LSU	11	20	256	12.8
1994	Tennessee	11	34	455	13.4
1995	LSU	11	22	252	11.4
1996	LSU	11	25	371	14.8
1997	Tennessee	12	29	388	13.4
1998	Mississippi State	12	32	453	14.2
1999	Kentucky	11	18	248	13.8
2000	Florida	12	30	450	15.0
2001	Georgia	11	29	410	14.1
2002	Kentucky	12	40	625	15.6
2003	LSU	14	46	667	14.5
2004	Georgia	12	29	399	13.8
2005	Kentucky	11	23	395	17.2
2006	Kentucky	13	18	368	20.4
2007	Florida	13	26	392	15.1
2008	Georgia	13	24	422	17.6
2009	LSU	13	27	509	18.9
2010	Arkansas	13	20	311	15.6
2011	Ole Miss	12	14	219	15.6
2012	Missouri	12	28	421	15.0
2013	Auburn	14	32	377	11.8
2014	Auburn	13	17	303	17.8

ANNUAL INDIVIDUAL STATISTICAL LEADERS

RUSHING (RANKED ON TOTAL YARDS)

Year	Player (School)	Atts	Yds
1948	Eddie Price, Tulane	188	1178
1949	John Dottley, Ole Miss	208	1312
1950	John Dottley, Ole Miss	191	1007
1951	Hank Lauricella, Tennessee	111	881
1952	Bobby Marlow, Alabama	176	950
1953	Jerry Marchand, LSU	137	696
1954	Joe Childress, Auburn	148	836
1955	Fob James, Auburn	123	879
1956	Tommy Lorino, Auburn	82	692
1957	Jimmy Taylor, LSU	162	762
1958	Billy Cannon, LSU	115	686
1959	Charley Flowers, Ole Miss	141	733
1960	Tom Mason, Tulane	120	663
1961	Mike Fracchia, Alabama	130	652
1962	Larry Dupree, Florida	113	604
1963	Jimmy Sidle, Auburn	185	1006
1964	Don Schwab, LSU	160	683
1965	Steve Bowman, Alabama	153	770
1966	Larry Smith, Florida	162	742
1967	Steve Hindman, Ole Miss	215	829
1968	Rich Pickens, Tennessee	133	736
1969	Doug Mathews, Vanderbilt	167	849

Beginning in 1970, ranked on yards per game

Year	Player (School)	G	Att	Yds	Avg
1970	Johnny Musso, Alabama	11	226	1137	103.4
1971	Johnny Musso, Alabama	10	191	1088	108.8
1972	Terry Henley, Auburn	9	216	843	93.7
1973	Sonny Collins, Kentucky	11	224	1213	110.3
1974	Sonny Collins, Kentucky	9	177	970	107.8
1975	Jimmy DuBose, Florida	11	191	1307	118.8
1976	Terry Robiskie, LSU	11	224	1117	101.5
1977	Charles Alexander, LSU	11	311	1686	153.3
1978	Joe Cribbs, Auburn	10	253	1205	120.5
1979	James Brooks, Auburn	11	163	1208	109.8
1980	Herschel Walker, Georgia	11	274	1616	146.9
1981	Herschel Walker, Georgia	11	385	1891	171.9
1982	Herschel Walker, Georgia	11	335	1752	159.3
1983	Johnnie Jones, Tennessee	10	191	1116	111.6
1984	Johnnie Jones, Tennessee	11	229	1290	117.3
1985	Bo Jackson, Auburn	11	278	1786	162.4
1986	Brent Fullwood, Auburn	11	167	1391	126.5
1987	Emmitt Smith, Florida	11	229	1341	121.9
1988	Tim Worley, Georgia	11	191	1216	110.5
1989	Emmitt Smith, Florida	11	284	1599	145.4
1990	Tony Thompson, Tennessee	11	219	1261	105.1
1991	Errict Rhett, Florida	11	224	1109	100.8
1992	Garrison Hearst, Georgia	11	228	1547	140.6
1993	James Bostic, Auburn	11	199	1205	109.6
1994	Stephen Davis, Auburn	11	221	1263	114.8
1995	Moe Williams, Kentucky	11	294	1600	145.5
1996	Duce Staley, South Carolina	9	218	1116	124.0
1997	Kevin Faulk, LSU	9	205	1144	127.1
1998	Kevin Faulk, LSU	11	229	1279	116.3
1999	Shaun Alexander, Alabama	11	302	1383	125.7
2000	Rudi Johnson, Auburn	12	324	1567	130.6
2001	Travis Stephens, Tennessee	12	291	1464	122.0
2002	Artose Pinner, Kentucky	12	283	1414	117.8
2003	Cedric Cobbs, Arkansas	12	227	1320	110.0
2004	Ciatrick Fason, Florida	12	222	1267	105.6
2005	Kenny Irons, Auburn	12	256	1293	107.8
2006	Darren McFadden, Arkansas	14	284	1647	117.6
2007	Darren McFadden, Arkansas	13	325	1830	140.8
2008	Knowshon Moreno, Georgia	13	250	1400	107.7
2009	Anthony Dixon, Mississippi State	11	257	1391	126.5
2010	Cam Newton, Auburn	14	264	1473	105.2
2011	Trent Richardson, Alabama	13	283	1679	129.2
2012	Johnny Manziel, Texas A&M	13	201	1410	108.5
2013	Tre Mason, Auburn	14	317	1816	129.7
2014	Cameron Artis-Payne, Auburn	13	303	1608	123.7

PASSING (RANKED ON TOTAL YARDS)

Year	Player (School)	Att.-Comp.-Int	Yards	TDs	Pct.
1948	John Rauch, Georgia	141-71-13	1307	5	50.4
1949	Babe Parilli, Kentucky	150-81-13	1081	8	54.0
1950	Babe Parilli, Kentucky	203-114-12	1627	23	56.1
1951	Babe Parilli, Kentucky	239-136-12	1643	19	56.9
1952	Zeke Bratkowski, Georgia	262-131-16	1824	12	50.0
1953	Zeke Bratkowski, Georgia	224-113-23	1461	6	50.4
1954	Bob Hardy, Kentucky	108-57-11	887	5	52.8
1955	Dick Young, Georgia	97-48-8	875	8	49.5
1956	Raymond Brown, Ole Miss	84-40-8	653	8	47.6
1957	Boyce Smith, Vanderbilt	98-49-10	664	8	50.0
1958	Richie Pettibon, Tulane	125-66-10	728	3	52.8
1959	Jake Gibbs, Ole Miss	94-46-2	755	6	48.9
1960	Fran Tarkenton, Georgia	185-108-12	1189	7	58.4
1961	Pat Trammell, Alabama	133-75-2	1035	8	56.4
1962	Joe Namath, Alabama	146-76-8	1192	13	52.0
1963	Larry Rakestraw, Georgia	209-103-14	1297	7	49.3
1964	Rick Norton, Kentucky	202-106-10	1514	9	52.5
1965	Steve Spurrier, Florida	287-148-13	1893	14	51.6
1966	Steve Spurrier, Florida	291-179-8	2012	16	61.5

Beginning in 1967, ranked on efficiency rating (Based on an average of 10 attempts per game)

Year	Player & School	Att.-Comp.-Int.-Yards	TDs	Pct.	Rating
1967	Ken Stabler, Alabama	178-103-13-1214	9	57.9	116.94
1968	Bubba Wyche, Tennessee	237-134- 7-1539	14	56.5	124.63
1969	Archie Manning, Ole Miss	265-154- 9-1752	14	58.2	135.15
1970	Pat Sullivan, Auburn	281-167-12-2586	17	59.4	148.09
1971	Bert Jones, LSU	119- 66- 4-945	9	55.5	141.43
1972	Bert Jones, LSU	199-103- 7-1446	14	51.8	129.00
1973	Condredge Holloway, Tennessee	154- 89- 4-1450	10	57.8	136.75
1974	Matt Robinson, Georgia	121- 60-10-1317	8	49.6	150.07
1975	Randy Wallace, Tennessee	145- 72-11-1318	8	49.7	133.21
1976	Jimmy Fisher, Florida	146- 83- 8-1511	10	56.8	155.36
1977	Jeff Rutledge, Alabama	107- 64- 5-1207	8	59.8	169.88
1978	Jeff Rutledge, Alabama	140- 73-10-1078	13	52.1	133.05
1979	John Fourcade, Ole Miss	196-115- 9-1521	7	58.7	126.50
1980	Buck Belue, Georgia	156- 77- 5-1314	11	49.3	131.80
1981	Buck Belue, Georgia	188-114- 9-1603	12	60.6	143.70
1982	Alan Risher, LSU	234-149- 8-1834	17	63.7	146.00
1983	Wayne Peace, Florida	292-186-10-2079	10	63.7	128.00
1984	Kerwin Bell, Florida	184- 98- 7-1614	16	53.3	148.00
1985	Daryl Dickey, Tennessee	131- 85- 1-1161	10	64.9	163.10
1986	Tom Hodson, LSU	288-175- 8-2261	19	60.8	142.90
1987	Eric Jones, Vanderbilt	229-139-11-1954	16	60.7	145.80
1988	Reggie Slack, Auburn	279-168-11-2230	9	60.2	130.11
1989	Tom Hodson, LSU	317-183-12-2655	22	57.7	143.41
1990	Mike Healey, Vanderbilt	130- 75- 1-1041	10	57.7	148.80
1991	Shane Matthews, Florida	361-218- 18-3130	28	60.4	148.84
1992	Eric Zeier, Georgia	258-151-12-2248	12	58.5	137.80
1993	Heath Shuler, Tennessee	285-184-8-2354	25	64.6	157.3
1994	Terry Dean, Florida	180-109-10-1492	20	60.6	165.8
1995	Danny Wuerffel, Florida	325-210-10-3266	35	64.6	178.4
1996	Danny Wuerffel, Florida	360-207-13-3625	39	57.5	170.6
1997	Mike Bobo, Georgia	306-199-8-2751	19	65.0	155.8
1998	Tim Couch, Kentucky	553-400-15-4275	36	72.3	153.3
1999	Dusty Bonner, Kentucky	465-303-13-3266	26	65.2	137.0
2000	Rex Grossman, Florida	212-131-7-1866	21	61.8	161.8
2001	Rex Grossman, Florida	395-259-12-3896	34	65.6	170.8
2002	David Greene, Georgia	379-218-8-2924	22	57.5	137.3
2003	Matt Mauck, LSU	358-229-14-2825	28	64.0	148.2
2004	Jason Campbell, Auburn	270-188-7-2700	20	69.6	172.9
2005	Jay Cutler, Vanderbilt	462-273-9-3073	21	59.1	126.1
2006	JaMarcus Russell, LSU	342-232-8-3129	28	67.8	167.0
2007	Tim Tebow, Florida	350-234-6-3286	32	66.9	172.5
2008	Tim Tebow, Florida	298-192-4-2746	30	64.4	172.4
2009	Ryan Mallett, Arkansas	403-225-7-3624	30	55.8	278.8
2010	Ryan Mallett, Arkansas	266-411-12-3869	32	64.7	297.6
2011	Tyler Wilson, Arkansas	438-277-6-3638	24	63.2	148.4
2012	A.J. McCarron, Alabama	314-211-3-2933	30	67.7	175.3
2013	Johnny Manziel, Texas A&M	429-300-13-4114	37	69.9	172.9
2014	Blake Sims, Alabama	391-252-10-3487	28	64.5	157.9

RECEIVING (RANKED ON TOTAL YARDS)

Year	Player & School	Rec.	Yds
1948	Bob Walston, Georgia	25	525
1949	Jack Stribling, Ole Miss	22	598
1950	Bucky Curtis, Vanderbilt	27	791
1951	Harry Babcock, Georgia	41	666

Beginning in 1952, ranked on total receptions

1952	John Carson, Georgia	32	467
1953	John Carson, Georgia	45	663
1954	Jim Pyburn, Auburn	28	460
1955	Jimmy Orr, Georgia	24	443
1956	Jimmy Phillips, Auburn	23	383
1957	Jimmy Orr, Georgia	16	237
1958	Calvin Bird, Kentucky	21	373
	Pete Abanie, Tulane	21	266
1959	Bobby Towns, Georgia	18	263

1960	Fred Brown, Georgia	31	275
1961	Tom Hutchinson, Kentucky	32	543
1962	Clem Dellenger, Tulane	39	375
1963	Pat Hodgson, Georgia	24	375
1964	Charley Casey, Florida	47	673
1965	Charley Casey, Florida	58	809
1966	Richard Trapp, Florida	63	872
1967	Bob Goodridge, Vanderbilt	79	1114
1968	Sammy Miller, Mississippi State	64	909
1969	Carlos Alvarez, Florida	88	1329

Beginning in 1970, ranked on receptions per game

		G	Rec.	Yds	RPG
1970	David Smith, Mississippi State	11	74	987	6.7
1971	Terry Beasley, Auburn	10	55	846	5.5
1972	Bill Buckley, Mississippi State	11	47	776	4.3
1973	Bill Buckley, Mississippi State	11	41	661	3.7
1974	Lee McGriff, Florida	11	36	698	3.3
1975	Larry Seivers, Tennessee	11	41	840	3.7
1976	Larry Seivers, Tennessee	11	51	737	4.6
1977	Martin Cox, Vanderbilt	11	48	783	4.4
1978	Mardye McDole, Mississippi State	11	48	1035	4.4
1979	Preston Brown, Vanderbilt	11	52	786	4.7
1980	Cris Collinsworth, Florida	11	40	599	3.6
1981	Norman Jordan, Vanderbilt	9	49	454	5.4
1982	Allama Matthews, Vanderbilt	11	61	797	5.5
1983	Keith Edwards, Vanderbilt	11	97	909	8.8
1984	Keith Edwards, Vanderbilt	11	60	576	5.5
1985	Everett Crawford, Vanderbilt	10	50	533	5.2
1986	Wendell Davis, LSU	11	80	1244	7.3
1987	Wendell Davis, LSU	11	72	993	6.6
1988	Boo Mitchell, Vanderbilt	11	78	1213	7.1
1989	Brad Gaines, Vanderbilt	11	67	634	6.1
1990	Kirk Kirkpatrick, Florida	11	55	770	5.0
1991	Todd Kinchen, LSU	11	53	855	4.8
1992	Willie Jackson, Florida	12	62	722	5.2
1993	Brice Hunter, Georgia	11	76	970	6.9
1994	Brice Hunter, Georgia	11	59	799	5.4
1995	Chris Doering, Florida	12	70	1045	5.8
1996	Joey Kent, Tennessee	11	68	1080	6.2
1997	Craig Yeast, Kentucky	11	73	873	6.6
1998	Craig Yeast, Kentucky	11	85	1311	7.7
1999	James Whalen, Kentucky	11	90	1019	8.2
2000	Jabar Gaffney, Florida	12	71	1184	5.9
2001	Josh Reed, LSU	12	94	1740	7.8
2002	Taylor Jacobs, Florida	11	71	1088	6.5
2003	Chris Collins, Ole Miss	13	77	949	5.9
2004	O.J. Small, Florida	12	63	719	5.3
2005	Chad Jackson, Florida	12	88	900	7.3
2006	Earl Bennett, Vanderbilt	12	82	1146	6.8
2007	Kenny McKinley, South Carolina	12	77	968	6.42
2008	Kenny McKinley, South Carolina	10	54	642	5.4
2009	Shay Hodge, Ole Miss	13	70	1135	5.38
2010	Randall Cobb, Kentucky	13	84	1017	6.46
2011	Da'Rick Rogers, Tennessee	12	67	1040	5.6
2012	Cobi Hamilton, Arkansas	12	90	1335	7.5
2013	Jordan Matthews, Vanderbilt	13	112	1477	8.6
2014	Amari Cooper, Alabama	14	124	1727	8.9

TOTAL OFFENSE (RANKED ON TOTAL YARDS)

Year	Player & School	Rush	Pass	Total
1948	John Rauch, Georgia	-117	1307	1190
1949	John Dottley, Ole Miss	1312	0	1312
1950	Babe Parilli, Kentucky	54	1627	1681
1951	Bill Wade, Vanderbilt	37	1609	1646
1952	Zeke Bratkowski, Georgia	-50	1824	1774
1953	Zeke Bratkowski, Georgia	-45	1461	1416
1954	Bobby Freeman, Auburn	267	865	1132
1955	John Majors, Tennessee	657	476	1133
1956	John Majors, Tennessee	549	552	1101
1957	Ray Brown, Ole Miss	530	308	838
1958	Lloyd Nix, Auburn	283	682	965
1958	Jake Gibbs, Ole Miss	228	755	933
1960	Fran Tarkenton, Georgia	85	1189	1274
1961	Pat Trammell, Alabama	279	1035	1314
1962	Billy Lothridge, Georgia Tech	478	1006	1484
1963	Jimmy Sidle, Auburn	1006	706	1712
1964	Rick Norton, Kentucky	-195	1514	1319
1965	Steve Spurrier, Florida	230	1893	2123
1966	Steve Spurrier, Florida	66	2012	2095
1967	Loran Carter, Auburn	65	1307	1372
1968	Tommy Pharr, Mississippi State	239	1838	2085
1969	John Reaves, Florida	-44	2896	2852

Beginning in 1970, ranked on average yards-per-game

		G	Rush	Pass	Total	Avg
1970	Pat Sullivan, Auburn	10	270	2586	2856	285.6
1971	Pat Sullivan, Auburn	10	84	2012	2096	209.6
1972	Norris Weese, Ole Miss	10	542	917	1459	145.9
1973	Fred Fisher, Vanderbilt	11	373	1450	1823	165.7
1974	Rockey Felker, Mississippi State	11	446	1147	1593	144.8
1975	Randy Wallace, Tennessee	12	211	1318	1529	127.4
1976	Jimmy Fisher, Florida	11	288	1511	1799	163.5
1977	Charles Alexander, LSU	11	1686	17	1783	162.1
1978	Dave Marler, Mississippi State	11	-31	2422	2391	217.4
1979	John Fourcade, Ole Miss	11	493	1521	2014	183.1
1980	John Fourcade, Ole Miss	11	402	1897	2299	209.0
1981	Whit Taylor, Vanderbilt	9	-65	2318	2253	250.3
1982	Whit Taylor, Vanderbilt	11	198	2481	2679	243.5
1983	Kurt Page, Vanderbilt	11	-144	3178	3034	275.8
1984	Kurt Page, Vanderbilt	11	-64	2405	2341	212.8
1985	Don Smith, Mississippi State	11	554	2332	2886	262.4
1986	Don Smith, Mississippi State	11	403	2349	2752	213.9
1987	Eric Jones, Vanderbilt	11	665	1954	2619	238.1
1988	Eric Jones, Vanderbilt	11	305	2548	2853	259.4
1989	Tom Hodson, LSU	11	-51	2655	2604	236.7
1990	Shane Matthews, Florida	11	-27	2952	2925	265.9
1991	Shane Matthews, Florida	11	10	3130	3140	285.5
1992	Shane Matthews, Florida	12	-29	3205	3176	264.7
1993	Eric Zeier, Georgia	11	-43	3525	3482	316.6
1994	Eric Zeier, Georgia	11	61	3396	3457	314.3
1995	Danny Wuerffel, Florida	11	-141	3266	3125	284.1
1996	Danny Wuerffel, Florida	12	-100	3625	3525	293.8
1997	Tim Couch, Kentucky	11	-125	3884	3759	341.7
1998	Tim Couch, Kentucky	11	-124	4275	4151	377.4
1999	Dusty Bonner, Kentucky	11	-141	3266	3125	284.1
2000	Jared Lorenzen, Kentucky	11	140	3687	3827	347.9
2001	Rex Grossman, Florida	11	8	3896	3904	354.9
2002	Rex Grossman, Florida	13	-65	3402	3337	256.7
2003	Eli Manning, Ole Miss	13	-28	3600	3572	274.8
2004	Chris Leak, Florida	12	79	3197	3276	273.0
2005	Jay Cutler, Vanderbilt	11	215	3073	3288	298.9
2006	Andre' Woodson, Kentucky	13	-137	3515	3378	259.8
2007	Tim Tebow, Florida	13	895	3286	4181	321.6
2008	Matthew Stafford, Georgia	13	40	3459	3499	269.2
2009	Ryan Mallett, Arkansas	13	-29	3624	3595	276.5
2010	Cam Newton, Auburn	14	1473	2854	4327	309.1
2011	Tyler Wilson, Arkansas	13	-3	3638	3635	279.6
2012	Johnny Manziel, Texas A&M	13	1410	3706	5116	393.5
2013	Johnny Manziel, Texas A&M	13	759	4114	4873	374.8
2014	Dak Prescott, Mississippi State	13	986	3449	4435	341.2

SCORING (RANKED ON TOTAL POINTS)

Year	Player & School	TDs	PATs	FGs	Pts
1933	Beattie Feathers, Tennessee	13	0	0	78
1934	Claude Simons, Tulane	10	9	0	69
1935	Ray Hapes, Ole Miss	12	2	0	74
1936	Bob Davis, Kentucky	11	0	0	66
1937	Pinky Rohm, LSU	9	0	0	54
	Bob Davis, Kentucky	9	0	0	54
1938	Parker Hall, Ole Miss	11	6	0	72
1939	Harvey Johnson, Mississippi State	10	2	0	62
1940	Merle Hapes, Mississippi State	12	0	0	72
1941	Jack Jenkins, Vanderbilt	12	15	1	90
1942	Frank Sinkwich, Georgia	16	0	0	96
1943	Steve Van Buren, LSU	14	14	0	98
1944	Tom McWilliams, Mississippi State	14	0	0	84
1945	Fred Grant, Alabama	11	0	0	66
1946	Charlie Trippi, Georgia	14	0	0	84
1947	Charlie Conerly, Ole Miss	9	0	0	54
	Bobby Forbes, Florida	9	0	0	54
1948	Joe Geri, Georgia	9	36	0	90
1949	John Dottley, Ole Miss	14	0	0	84
1950	Al Bruno, Kentucky	10	0	0	60
	Wilbur Jamerson, Kentucky	10	0	0	60
	Al Lary, Alabama	10	0	0	60
1951	Hal Payne, Tennessee	14	0	0	84
1952	Jackie Parker, Mississippi State	16	24	0	120
1953	Jimmy Wade, Tennessee	12	0	0	72
1954	Joe Childress, Auburn	7	20	1	65
1955	Paige Cothren, Ole Miss	6	20	6	74
1956	Jim Taylor, LSU	8	8	1	59
1957	Jim Taylor, LSU	12	14	0	86
1958	Billy Cannon, LSU	11	8	0	74
1959	Charley Flowers, Ole Miss	11	0	0	66
1960	Tom Mason, Tulane	13	0	0	78
1961	Wendell Harris, LSU	8	28	6	94
1962	Cotton Clark, Alabama	15	2	0	92
1963	Billy Lothridge, Georgia Tech	3	15	12	69

1964	Doug Moreau, LSU	4	10	13	73
1965	Rodger Bird, Kentucky	13	0	0	78
1966	Bobby Etter, Georgia	0	21	12	57
1967	Dicky Lyons, Kentucky	11	4	1	73
1968	Dicky Lyons, Kentucky	11	0	0	66
1969	Tommy Durrance, Florida	18	2	0	110

Beginning in 1970, ranked on points per game

		G	TDs	PATs	FGs	Pts	Avg
1970	Terry Beasley, Auburn	10	12	0	0	72	7.2
1971	Johnny Musso, Alabama	10	16	0	0	100	10.0
1972	Haskel Stanback, Tennessee	10	13	0	0	78	7.8
1973	Sonny Collins, Kentucky	11	13	1-2pt.	0	80	7.3
1974	Stanley Morgan, Tennessee	11	14	0	0	84	7.6
1975	Kevin McLee, Georgia	10	10	0	0	60	6.0
	Stanley Morgan, Tennessee	10	10	0	0	60	6.0
1976	Terry Robiskie, LSU	11	12	0	0	72	6.5
1977	Charles Alexander, LSU	11	17	2	0	104	9.5
1978	Joe Cribbs, Auburn	10	16	2	0	98	9.8
1979	Joe Cribbs, Auburn	11	15	4	0	94	8.5
1980	Herschel Walker, Georgia	11	15	0	0	90	8.2
1981	Herschel Walker, Georgia	11	20	0	0	120	10.9
1982	Herschel Walker, Georgia	11	17	1-2pt.	0	104	9.5
1983	Bobby Raymond, Florida	11	0	29	20	89	8.1
1984	Bobby Raymond, Florida	11	0	34	23	103	9.4
1985	Bo Jackson, Auburn	11	17	0	0	102	9.3
	Carlos Reveiz, Tennessee	11	0	30	24	102	9.3
1986	William Howard, Tennessee	8	14	1-2pt.	0	86	10.8
1987	Reggie Cobb, Tennessee	12	20	0	0	120	10.0
1988	Tim Worley, Georgia	11	18	0	0	108	9.8
1989	Siran Stacy, Alabama	11	18	0	0	108	9.8
1990	Greg Burke, Tennessee	12	0	50	19	107	8.9
1991	Arden Czyzewski, Florida	11	0	44	11	77	7.0
1992	Garrison Hearst, Georgia	11	21	0	0	126	11.5
1993	John Becksvoort, Tennessee	11	0	59	12	95	8.6
1994	Judd Davis, Florida	12	0	107	14	107	8.9
1995	Stephen Davis, Auburn	11	17	0	0	102	9.3
	Moe Williams, Kentucky	11	17	0	0	102	9.3
1996	Reidel Anthony, Florida	12	18	1	0	110	9.2
1997	Kevin Faulk, LSU	9	15	0	0	90	10.0
1998	Kevin Faulk, LSU	11	17	0	0	102	9.3
	Shaun Alexander, Alabama	11	17	0	0	102	9.3
1999	Shaun Alexander, Alabama	11	24	0	0	144	13.1
2000	Deuce McAllister, Ole Miss	11	17	0	0	102	9.3
2001	Jeff Chandler, Florida	10	0	46	19	103	10.3
2002	Billy Bennett, Georgia	14	0	52	26	130	9.3
2003	Jonathan Nichols, Ole Miss	13	0	49	25	125	9.5
2004	Matt Leach, Florida	12	0	49	13	88	7.3
2005	Brandon Coutu, Georgia	13	0	45	23	114	8.8
2006	James Wilhoit, Tennessee	13	0	42	18	96	7.4
2007	Tim Tebow, Florida	13	23	0	0	138	10.6
2008	Percy Harvin, Florida	12	17	0	0	102	8.5
2009	Leigh Tiffin, Alabama	14	0	42	30	132	9.4
2010	Vick Ballard, Mississippi State	12	20	0	0	120	10.0
2011	Trent Richardson, Alabama	13	24	0	0	144	11.1
2012	Johnny Manziel, Texas A&M	13	21	0	0	126	9.7
2013	Tre Mason, Auburn	14	25	0	0	150	10.7
2014	Marshall Morgan, Georgia	13	0	67	16	115	8.8

PUNTING (RANKED ON AVERAGE)

Year	Player & School	Kicks	Yards	Avg
1948	Rip Collins, LSU	66		41.3
1949	Fred Montsdeoca, Florida	62		41.6
1951	Bobby Wilson, Alabama	33		41.9
1952	Rick Casares, Florida	23		41.4
1953	Zeke Bratkowski, Georgia	50		42.6
1954	Don Chandler, Florida	21		42.9
1955	Don Chandler, Florida	22		44.3
1956	Bob Gordon, Tennessee	14		47.1
1957	Bob Gordon, Tennessee	40		42.7
1958	Bobby Walden, Georgia	44		45.3
1959	Bobby Joe Green, Florida	54		44.9
1960	Bobby Walden, Georgia	38	1657	43.6
1961	Hank Lesesne, Vanderbilt	41	1703	41.5
1962	George Canale, Tennessee	53	2218	41.8
1963	Joe Kilgore, Auburn	51	2106	41.3
1964	Frank Lambert, Ole Miss	50	2205	44.1
1965	Richard McGraw, Mississippi State	48	2014	42.0
1966	Ron Widby, Tennessee	48	2104	43.8
1967	Eddie Ray, LSU	52	2228	42.8
1968	Julian Fagan, Ole Miss	75	3120	41.6
1969	Spike Jones, Georgia	71	3092	43.5
1970	Frank Mann, Alabama	46	1880	40.9
1971	Greg Gantt, Alabama	47	1967	41.9
1972	Greg Gantt, Alabama	44	1875	42.6
1973	Greg Gantt, Alabama	25	1217	48.7
1974	Neil Clabo, Tennessee	64	2757	43.1
1975	Clyde Baumgarner, Auburn	49	2004	40.9
1976	Craig Colquitt, Tennessee	59	2510	42.5
1977	Jim Miller, Ole Miss	66	3029	45.9
1978	Jim Miller, Ole Miss	76	3283	43.2
1979	Jim Miller, Ole Miss	53	2362	44.6
1980	Jim Arnold, Vanderbilt	72	3180	44.2
1981	Malcolm Simmons, Alabama	60	2637	43.9
1982	Jimmy Colquitt, Tennessee	46	2156	46.9
1983	Paul Calhoun, Kentucky	69	2981	43.2
1984	Ricky Anderson, Vanderbilt	58	2793	48.2
1985	Lewis Colbert, Auburn	57	2610	45.8
1986	Bill Smith, Ole Miss	57	2522	44.3
1987	Matt DeFrank, LSU	33	1373	41.6
1988	Kent Elmore, Tennessee	41	1818	44.3
1989	Rene Bourgeois, LSU	39	1715	44.0
1990	Joey Chapman, Tennessee	45	1885	41.9
1991	Shayne Edge, Florida	46	1991	43.3
1992	Todd Jordan, Mississippi State	52	2267	43.6
1993	Terry Daniel, Auburn	51	2393	46.9
1994	Terry Daniel, Auburn	53	2358	44.5
1995	Chad Kessler, LSU	47	2072	44.1
1996	Bill Marinangel, Vanderbilt	77	3586	46.6
1997	Chad Kessler, LSU	39	1961	50.3
1998	Daniel Pope, Alabama	66	2901	43.9
1999	Corey Gibbs, LSU	57	2452	43.0
2000	Alan Rhine, Florida	47	2035	43.3
2001	Glenn Pakulak, Kentucky	56	2492	44.5
2002	Glenn Pakulak, Kentucky	66	3008	45.6
2003	Dustin Colquitt, Tennessee	68	3081	45.3
2004	Jared Cook, Mississippi State	49	2143	43.7
2005	Kody Bliss, Auburn	44	1975	44.9
2006	Kody Bliss, Auburn	47	2149	45.7
2007	Patrick Fisher, LSU	59	2627	44.5
2008	Tim Masthay, Kentucky	53	2397	45.2
2009	Drew Butler, Georgia	56	2691	48.1
2010	Tyler Campbell, Ole Miss	60	2782	46.4
2011	Dylan Breeding, Arkansas	53	2400	45.3
2012	Kyle Christy, Florida	66	3023	45.8
2013	Drew Kaser, Texas A&M	44	2085	47.4
2014	JK Scott, Alabama	55	2640	48.0

KICKOFF RETURNS

Year	Player (School)	Ret	Yds	TD	Avg.
1959	Calvin Bird, Kentucky	14	426	1	30.4
1960	Calvin Bird, Kentucky	14	344	-	24.5
1961	Larry McIntire, Tulane	15	352	-	23.5
1962	Jerry Graves, Tulane	21	513	-	24.4
1963	Roger Bird, Kentucky	11	332	-	30.2
1964	Dan Bland, Mississippi State	20	558	1	27.9
1965	Dan Bland, Mississippi State	20	449	0	24.9
1966	Marcus Rhoden, Mississippi State	26	572	1	22.0
1967	Dave Strong, Vanderbilt	28	577	0	20.6
1968	David Smith, Mississippi State	27	590	0	21.9
1969	Doug Mathews, Vanderbilt	26	607	0	23.3
1970	Jeff Peeples, Vanderbilt	33	646	0	19.6
1971	Doug Kotar, Kentucky	24	589	1	24.5
1972	Doug Nettles, Vanderbilt	23	566	0	24.6
1973	Walter Packer, Mississippi State	26	547	0	21.0
1974	Gene Washington, Georgia	28	669	0	23.9
1975	Robert Dow, LSU	23	598	0	26.0
1976	Robert Dow, LSU	20	499	0	24.9
1977	James Brooks, Auburn	27	654	0	24.2
1978	Lindsay Scott, Georgia	20	529	1	26.5
1979	James Brooks, Auburn	21	577	0	27.5
1980	Glen Young, Mississippi State	19	525	1	27.6
1981	Eric Martin, LSU	18	526	1	29.2
1982	Willie Gault, Tennessee	23	549	1	23.9
1983	Randall Morris, Tennessee	15	447	0	29.8
1984	Marc Logan, Kentucky	11	289	0	26.2
1985	Willie Goodloe, Ole Miss	22	506	0	23.0
1986	J.R. Ambrose, Ole Miss	13	353	1	27.2
1987	Sam Martin, LSU	17	459	0	27.0
1988	Anthony Morgan, Tennessee	24	580	0	24.2
1989	Arthur Marshall, Georgia	16	445	0	27.8
1990	Dale Carter, Tennessee	17	507	1	29.8
1991	Larry Kennedy, Florida	12	331	0	27.6
1992	David Butler, LSU	21	531	0	25.3
1993	Billy Williams, Tennessee	13	369	0	28.4
1994	Eric Moulds, Mississippi State	13	426	0	32.8
1995	Reidel Anthony, Florida	19	472	1	24.8
1996	John Avery, Ole Miss	17	473	2	27.8
1997	Boo Williams, South Carolina	18	527	2	29.3
1998	Craig Yeast, Kentucky	14	410	1	29.3
1999	Leonard Scott, Tennessee	20	540	1	27.0
2000	Ray Perkins, Vanderbilt	14	344	0	24.6

2001	Jason Armstead, Ole Miss	19	524	1	27.6
2002	Derek Abney, Kentucky	30	804	2	26.8
2003	Derek Abney, Kentucky	32	772	0	24.1
2004	Tyrone Prothro, Alabama	17	452	1	26.6
2005	Felix Jones, Arkansas	17	543	1	31.9
2006	Tristan Davis, Auburn	28	756	0	27.0
2007	Felix Jones, Arkansas	22	652	2	29.6
2008	Tristan Davis, Auburn	24	657	2	27.4
2009	D. Washington, Auburn	16	497	1	31.1
2010	Pa. Peterson, LSU	32	932	0	29.1
2011	Tre Mason, Auburn	24	633	1	26.4
2012	Cordarrelle Patterson, Tennessee	24	671	1	28.0
2013	Solomon Patton, Florida	22	642	1	29.2
2014	Marcus Murphy, Missouri	17	504	2	29.6

PUNT RETURNS

Year	Player (School)	Ret	Yds	TD	Avg.
1959	Billy Cannon, LSU	15	221	1	14.7
1960	Bill Jackson, Georgia	9	191	-	21.2
1961	Darrell Cox, Kentucky	21	281	-	13.4
1962	Cotton Clark, Alabama	15	243	-	12.8
1963	Joe Labruzzo, LSU	9	215	-	28.1
1964	Wayne Swinford, Georgia	34	343	0	10.1
1965	Marcus Rhoden, Mississippi State	19	413	3	21.7
1966	Dicky Lyons, Kentucky	25	419	2	16.8
1967	Jimmy Carter, Auburn	38	473	2	12.4
1968	Jake Scott, Georgia	35	440	1	12.6
1969	Bobby Majors, Tennessee	38	457	2	12.0
1970	Craig Burns, LSU	21	339	2	16.1
1971	Buzy Rosenberg, Georgia	35	438	2	12.8
1972	Eddie Brown, Tennessee	42	429	0	10.2
1973	Mike Fuller, Auburn	20	381	0	19.1
1974	Mike Fuller, Auburn	30	502	3	16.7
1975	Willie Shelby, Alabama	45	396	1	8.8
1976	Mark Mitchell, Georgia	20	233	0	11.6
1977	Mike Siganos, Kentucky	43	308	0	7.2
1978	Richard Blackmore, Mississippi State	11	155	0	14.1
1979	Roland James, Tennessee	19	243	1	12.8
1980	Scott Woerner, Georgia	31	488	1	15.7
1981	Glen Young, Mississippi State	19	307	2	16.2
1982	Lionel James, Auburn	25	394	0	15.8
1983	Timmy Moffett, Ole Miss	17	238	1	14.0
1984	Ricky Nattiel, Florida	22	346	1	15.7
1985	Brian Williams, Kentucky	20	223	1	11.1
1986	Thomas Woods, Tennessee	18	203	0	11.3
1987	Nathaniel Lewis, Georgia	14	194	1	13.9
1988	Chuck Carswell, Georgia	31	388	0	12.5
1989	Chris Tolbert, Kentucky	16	212	1	13.3
1990	Tony James, Mississippi State	23	341	2	14.8
1991	David Palmer, Alabama	24	386	3	16.1
1992	Jeff Brothers, Vanderbilt	20	246	0	12.3
1993	Shawn Summers, Tennessee	18	255	1	14.2
1994	Nilo Silvan, Tennessee	15	272	0	18.1
1995	Eddie Kennison, LSU	19	253	0	13.3
1996	Kevin Faulk, LSU	24	375	1	15.6
1997	Jacquez Green, Florida	27	392	2	14.5
1998	Kevin Prentiss, Mississippi State	26	339	1	13.0
1999	Kendrick Shanklin, Kentucky	16	216	1	13.5
2000	Lito Sheppard, Florida	22	307	2	14.0
2001	Domanick Davis, LSU	19	263	1	13.8
2002	Derek Abney, Kentucky	36	544	4	15.1
2003	Skyler Green, LSU	25	462	2	18.5
2004	Thomas Flowers, Georgia	16	242	0	15.1
2005	Rafael Little, Kentucky	21	355	0	16.9
2006	Mikey Henderson, Georgia	25	367	2	14.7
2007	Brandon James, Florida	14	254	1	18.1
2008	Robert Dunn, Auburn	15	240	1	16.0
2009	Trindon Holliday, LSU	20	362	1	18.1
2010	Pa. Peterson, LSU	26	418	2	16.1
2011	Joe Adams, Arkansas	19	321	4	16.9
2012	Ace Sanders, South Carolina	28	429	2	15.3
2013	Christion Jones, Alabama	23	321	2	14.0
2014	Quan Bray, Auburn	15	22	2	18.1

INTERCEPTIONS

Year	Player (School)	INT
1960	Bobby Bethune, Mississippi State	6
	Bryant Harvard, Auburn	6
1961	Jimmy Burson, Auburn	4
	Darrell Cox, Kentucky	4
	Tommy Neck, LSU	4
	Johnny Robinson, LSU	4
1962	Mailon Faircloth, Tennessee	5
1963	Bruce Bennett, Florida	6
1964	David Malone, Vanderbilt	6
1965	Terry Beadles, Kentucky	6
	Lynn Hughes, Georgia	6
	Bobby Johns, Alabama	6
	Jerry Joseph, LSU	6
1966	Gerald Warfield, Ole Miss	8
1967	Mike Jones, Tennessee	7
1968	Jake Scott, Georgia	10
1969	Buddy McClinton, Auburn	9
1970	Bobby Majors, Tennessee	10
1971	Steve Higginbotham, Alabama	7
1972	Harry Harrison, Ole Miss	9
1973	Thomas Wingfield, Vanderbilt	8
1974	Randy Talbot, Florida	7
1975	Ralph Oaks, Vanderbilt	7
1976	Henry Davison, Mississippi State	5
	Dave Hayden, Kentucky	5
	Steve Jackson, LSU	5
1977	James McKinney, Auburn	5
1978	Chris Williams, LSU	8
1979	Jeff Hipp, Georgia	6
1980	Jeff Hipp, Georgia	8
1981	Jeremiah Castille, Alabama	5
	Bruce Vaughan, Florida	5
1982	Terry Hoage, Georgia	12
1983	Roger Clark, Ole Miss	4
	Eugene Daniel, LSU	4
	Charles Davis, Tennessee	4
	Bruge Vaughan, Florida	4
1984	Paul Calhoun, Kentucky	7
1985	Chris White, Tennessee	9
1986	Chris Carrier, LSU	6
1987	Todd Sandroni, Ole Miss	7
1988	Greg Jackson, LSU	7
	Todd Sandroni, Ole Miss	7
1989	Ben Smith, Georgia	10
1990	Will White, Florida	7
1991	George Teague, Alabama	6
1992	Antonio Langham, Alabama	6
	George Teague, Alabama	6
1993	Alundis Brice, Ole Miss	7
	Antonio Langham, Alabama	7
1994	Brian Robinson, Auburn	8
1995	Spencer Brown, Arkansas	5
	Kevin Jackson, Alabama	5
1996	Kevin Jackson, Alabama	7
1997	Cedric Donaldson, LSU	7
1998	Robert Bean, Mississippi State	5
	Deon Grant, Tennessee	5
	Zac Painter, Arkansas	5
	Kirby Smart, Georgia	5
1999	Deon Grant, Tennessee	9
2000	Lito Sheppard, Florida	6
	Tim Wansley, Georgia	6
2001	Karlos Dansby, Auburn	5
	Damien James, LSU	5
2002	Corey Webster, LSU	7
2003	Keiwan Ratliff, Florida	9
2004	Junior Rosegreen, Auburn	6
	Ko Simpson, South Carolina	6
2005	Tim Jennings, Georgia	4
	Jeramie Johnson, Mississippi State	4
	Jonathan Joseph, South Carolina	4
	Vickiel Vaughn, Arkansas	4
2006	Ryan Smith, Florida	8
2007	Rashad Johnson, Alabama	6
	D.J. Moore, Vanderbilt	6
	Craig Steltz, LSU	6
2008	Eric Berry, Tennessee	7
	Ahmad Black, Florida	7
2009	Mark Barron, Alabama	7
2010	Robert Lester, Alabama	8
2011	Bacarri Rambo, Georgia	8
2012	Ha Ha Clinton-Dix, Alabama	5
	Byron Moore, Tennessee	5
	Darius Slay, Mississippi State	5
2013	Cody Prewitt, Ole Miss	6
2014	Senquez Golson, Ole Miss	10

2014 NATIONAL COLLEGE FOOTBALL ATTENDANCE
(For All NCAA Men's Varsity Teams)

	TOTAL TEAMS	GAMES OR SESSIONS	2014 ATTENDANCE	AVERAGE	CHANGE IN TOTAL	CHANGE IN AVG.
Home Attendance, Division I-FBS	125	787	34,777,644	44,190	-562,405	-1,002
FBS Neutral-Site Attendance		25	1,438,147	57,526	357,695	-2,499
FBS Bowl Game Attendance#		39	1,730,524	44,372	15,907	-4,617
NCAA DIVISION I-FBS TOTALS	**125**	***850**	**37,913,238**	**44,603**	**-221,880**	**-1,068**
Home Attendance, Division I-FCS	121	695	5,327,999	7,666	-423,673	-446
FCS Neutral-Site Attendance ^		13	415,573	31,967	-51,693	2,763
FCS Championship Game		1	20,918	20,918	-1,116	-1,116
NCAA DIVISION I-FCS TOTALS	**121**	**709**	**5,764,490**	**8,130**	**-474,250**	**-463**
NCAA DIVISION I TOTALS	**246**	**1,559**	**43,677,728**	**28,017**	**-696,130**	**-410**
Home Attendance, NCAA Division II	167	891	2,775,972	3,116	-38,725	-165
Division II Neutral-Site Attendance ^		23	210,103	9,135	45,733	484
Division II Championship Game		1	6,762	6,762	219	219
NCAA DIVISION II TOTALS	***167**	***915**	**2,992,837**	**3,271**	**7,227**	**-129**
Home Attendance, NCAA Division III	242	1,217	2,396,211	1,969	-58,020	-36
Division III Neutral-Site Attendance		1	350	350	-5,358	-1,553
Division III Championship Game		1	5,465	5,546	94	94
NCAA DIVISION III TOTALS	***242**	**1,219**	**2,402,026**	**1,970**	**-63,205**	**-38**
Home Attendance, Reclassifying Teams	8	41	531,791	12,971	65,215	-752
NATIONAL TOTALS FOR 2014	**655**	**3,693**	**49,072,591**	**13,288**	**-1,218,684**	**-301**

* Record.

Bowl attendance also includes one game counted in "home" attendance (Poinsettia Bowl at San Diego State).

^ Three neutral site games involving FCS teams against Division II teams are included in the FCS Neutral-Site Attendance and totals.

CHAMPIONSHIP TOURNAMENTS: The total attendance for the Division I FCS Tournament was 203,413 for an 8,844 average over 23 games, the Division II Tournament was 75,414 for a 3,279 average over 23 games and the Division III Tournament was 57,884 for a 1,867 average over 31 games.

2014 NCAA DIVISION I FBS ATTENDANCE TEAM LEADERS

Rank	School	G	Attendance	Average	Rank	School	G	Attendance	Average
1.	Ohio State	7	744,075	106,296	**16.**	**South Carolina**	**7**	**569,664**	**81,381**
2.	**Texas A&M**	**6**	**630,735**	**105,123**	17.	Notre Dame	6	484,770	80,795
3.	Michigan	7	734,364	104,909	18.	Wisconsin	7	556,642	79,520
4.	**LSU**	**7**	**712,063**	**101,723**	19.	UCLA	6	459,901	76,650
5.	Penn State	7	711,358	101,623	20.	Michigan State	7	522,765	74,681
6.	**Alabama**	**7**	**710,736**	**101,534**	21.	Southern California	6	439,630	73,272
7.	**Tennessee**	**7**	**698,276**	**99,754**	22.	Iowa	7	472,584	67,512
8.	Texas	6	564,618	94,103	**23.**	**Arkansas**	**6**	**399,124**	**66,521**
9.	**Georgia**	**7**	**649,222**	**92,746**	**24.**	**Missouri**	**7**	**456,996**	**65,285**
10.	Nebraska	7	638,744	91,249	25.	Washington	7	451,555	64,508
11.	**Auburn**	**7**	**612,157**	**87,451**	**26.**	**Ole Miss**	**7**	**430,829**	**61,547**
12.	**Florida**	**6**	**515,001**	**85,834**	27.	Virginia Tech	7	428,099	61,157
13.	Oklahoma	6	510,972	85,162	**28.**	**Mississippi State**	**7**	**427,892**	**61,127**
14.	Florida State	7	575,478	82,211	29.	Texas Tech	6	353,603	58,934
15.	Clemson	7	572,262	81,752	**30.**	**Kentucky**	**7**	**403,002**	**57,572**

2014 NCAA DIVISION I FCS ATTENDANCE TEAM LEADERS

Rank	School	G	Attendance	Average	Rank	School	G	Attendance	Average
1.	Montana	7	166,440	23,777	16.	McNeese State	6	72,577	12,096
2.	James Madison	6	118,893	19,816	17.	Youngstown State	7	84,669	12,096
3.	North Dakota State	9	167,136	18,571	18.	Missouri State	5	58,324	11,665
4.	Montana State	8	136,446	17,056	19.	Florida A&M	5	55,863	11,173
5.	Liberty	6	102,098	17,016	20.	Tennessee State	6	66,622	11,104
6.	Delaware	7	109,772	15,682	21.	South Dakota State	6	65,613	10,936
7.	Jacksonville State	6	93,439	15,573	22.	South Carolina State	5	53,489	10,698
8.	Southern	6	92,493	15,416	23.	Chattanooga	6	60,879	10,147
9.	Yale	6	91,159	15,193	24.	Sam Houston State	7	70,027	10,004
10.	Harvard	5	75,088	15,018	25.	Mercer	7	70,002	10,000
11.	N.C. A&T	5	72,618	14,524	26.	Princeton	5	49,325	9,865
12.	Jackson State	7	99,933	14,276	27.	Grambling	3	29,073	9,691
13.	Alabama State	6	76,182	12,697	28.	Western Carolina	6	57,150	9,525
14.	UNI	7	87,433	12,490	29.	Citadel	6	57,031	9,505
15.	Alcorn	7	85,873	12,268	30.	Eastern Washington	8	75,455	9,432

2014 DIVISION I FOOTBALL ALL GAMES ATTENDANCE
(Home, Road, Neutral)

Rank	School	G	Attendance	Rank	School	G	Attendance	Rank	School	G	Attendance
1.	Ohio State	15	1,304,138	11.	Nebraska	13	1,006,253	21.	Oregon	15	886,497
2.	**Alabama**	**14**	**1,268,385**	12.	Texas	13	991,551	**22.**	**Arkansas**	**13**	**874,514**
3.	**LSU**	**13**	**1,195,540**	**13.**	**Missouri**	**14**	**976,529**	**23.**	**Mississippi State**	**13**	**855,223**
4.	**Texas A&M**	**13**	**1,118,202**	**14.**	**South Carolina**	**13**	**962,045**	**24.**	**Ole Miss**	**13**	**850,082**
5.	**Tennessee**	**13**	**1,117,276**	**15.**	**Florida**	**12**	**950,040**	25.	UCLA	13	838,768
6.	Michigan	12	1,095,856	16.	Notre Dame	13	943,517	**26.**	**Kentucky**	**12**	**812,494**
7.	Penn State	13	1,058,388	17.	Wisconsin	14	930,981	27.	Southern California	13	799,681
8.	**Georgia**	**13**	**1,048,408**	18.	Clemson	13	907,657	28.	West Virginia	13	773,454
9.	**Auburn**	**13**	**1,028,828**	19.	Oklahoma	13	891,600	29.	Iowa	13	762,818
10.	Florida State	14	1,025,951	20.	Michigan State	13	890,009	30.	Georgia Tech	14	751,583

NATIONAL ATTENDANCE LEADERS

1959

	G	Att.	Avg.
3. LSU	7	408,727	58,390

1960

	G	Att.	Avg.
7. LSU	6	318,899	53,150

1961

	G	Att.	Avg.
3. LSU	6	381,409	63,651

1962

	G	Att.	Avg.
3. LSU	6	397,701	66,284

1963

	G	Att.	Avg.
2. LSU	6	396,846	66,141

1964

	G	Att.	Avg.
4. LSU	6	380,687	63,448

1965

	G	Att.	Avg.
4. LSU	7	457,733	65,390

1966

	G	Att.	Avg.
4. LSU	6	386,098	64,350

1967

	G	Att.	Avg.
4. LSU	7	454,101	64,872
10. Florida	6	355,496	59,249

1968

	G	Att.	Avg.
5. LSU	6	396,774	66,129
8. Tennessee	6	373,550	62,258

1969

	G	Att.	Avg.
7. LSU	6	388,461	64,744
9. Alabama	4	242,932	60,733
10. Georgia	6	360,417	60,070

1970

	G	Att.	Avg.
9. LSU	7	436,823	62,403

1971

	G	Att.	Avg.
5. LSU	7	463,491	66,213
8. Alabama	5	313,652	62,370

1972

	G	Att.	Avg.
5. Tennessee	6	409,188	68,198
7. LSU	7	470,078	67,154
9. Alabama	9	572,372	63,597

1973

	G	Att.	Avg.
5. LSU	7	474,108	67,730
6. Tennessee	7	460,641	65,806
8. Alabama	5	316,548	63,310

1974

	G	Att.	Avg.
5. Tennessee	8	929,127	66,141
6. LSU	6	395,587	65,931
9. Alabama	7	442,661	63,237

1975

	G	Att.	Avg.
5. Tennessee	7	508,724	72,674
9. LSU	6	386,171	64,362
10. Alabama	7	435,583	62,226

1976

	G	Att.	Avg.
3. Tennessee	7	564,922	80,703
7. LSU	7	452,921	64,703

1977

	G	Att.	Avg.
3. Tennessee	7	582,979	83,283
7. Alabama	5	323,166	64,333
9. LSU	7	445,433	63,633
10. Florida	6	375,814	62,636

1978

	G	Att.	Avg.
3. Tennessee	8	627,881	78,422
6. LSU	6	446,392	74,398

1979

	G	Att.	Avg.
3. Tennessee	6	512,139	85,357
8. LSU	7	507,984	72,569

1980

	G	Att.	Avg.
2. Tennessee	8	709,193	88,649
7. LSU	6	444,703	74,117
9. Alabama	7	494,662	70,666

1981

	G	Att.	Avg.
2. Tennessee	6	558,996	93,166
5. Georgia	6	484,162	80,694
8. LSU	7	513,850	73,407

1982

	G	Att.	Avg.
2. Tennessee	6	561,102	93,517
5. Georgia	6	490,080	81,680
6. LSU	7	537,012	76,716
9. Florida	7	535,432	73,855

1983

	G	Att.	Avg.
2. Tennessee	7	659,059	94,151
4. Georgia	7	574,898	82,128
6. LSU	7	535,432	76,490
9. Auburn	7	524,065	74,866

1984

	G	Att.	Avg.
2. Tennessee	7	654,602	93,515
6. LSU	6	467,746	77,958
7. Georgia	6	466,884	77,814

1985

	G	Att.	Avg.
2. Tennessee	7	658,690	94,099
5. Georgia	7	567,888	81,127
9. LSU	6	454,182	75,697

1986

	G	Att.	Avg.
2. Tennessee	7	643,317	91,902
5. Georgia	6	477,573	79,596
7. LSU	7	546,471	78,067
9. Florida	7	528,188	75,455

1987

	G	Att.	Avg.
5. Georgia	6	476,614	79,436
6. Auburn	7	551,276	78,754
7. LSU	7	541,238	77,320

1988

	G	Att.	Avg.
2. Tennessee	6	551,677	91,946
6. Georgia	6	481,406	80,234
7. LSU	6	464,006	77,334
10. Florida	7	517,019	73,860

1989

	G	Att.	Avg.
2. Tennessee	7	666,540	95,220
5. Auburn	7	569,975	81,425
6. Georgia	6	481,038	80,173
10. Florida	7	526,827	75,261

1990

	G	Att.	Avg.
2. Tennessee	6	563,502	93,917
5. Auburn	7	577,556	82,508
6. Georgia	6	489,210	81,535
9. Alabama	6	438,258	73,043

1991

	G	Att.	Avg.
2. Tennessee	6	578,389	96,398
5. Florida	6	506,729	84,455
6. Georgia	7	577,922	82,560
7. Auburn	7	552,155	78,879
9. Alabama	6	453,094	75,516

1992

	G	Att.	Avg.
2. Tennessee	6	575,544	95,924
5. Florida	7	586,626	83,804
6. Georgia	6	499,162	83,194
8. Alabama	7	537,264	76,752
10. Auburn	7	510,549	72,936

1993

	G	Att.	Avg.
2. Tennessee	7	667,280	95,326
5. Florida	6	507,072	84,512
6. Auburn	7	567,506	81,072
7. Georgia	6	468,457	78,076
8. Alabama	7	529,765	75,681

1994

	G	Att.	Avg.
3. Tennessee	6	573,821	95,637
5. Florida	7	596,986	85,284
6. Georgia	6	488,633	81,439
7. Auburn	7	569,013	81,288

1995

	G	Att.	Avg.
2. Tennessee	7	662,857	94,694
5. Florida	6	510,832	85,139
6. Georgia	6	503,687	83,948
7. Auburn	7	568,266	81,181

1996

	G	Att.	Avg.
2. Tennessee	6	632,509	105,418
5. Florida	6	512,424	85,404
6. Auburn	7	577,278	82,468
7. South Carolina	6	477,208	79,535
8. LSU	7	556,631	79,519
9. Georgia	6	475,630	79,272

1997

	G	Att.	Avg.
1. Tennessee	6	639,227	106,538
5. Florida	6	512,775	85,463
6. Auburn	6	501,267	83,545
7. Georgia	6	494,375	82,396
9. LSU	7	561,016	80,145
10. South Carolina	6	480,041	80,007

1998

	G	Att.	Avg.
2. Tennessee	6	641,484	106,914
5. Georgia	6	513,710	85,618
6. Florida	6	511,792	85,299
7. Alabama	7	578,693	82,670
8. Auburn	7	567,773	81,110
10. LSU	6	481,739	80,290

1999

	G	Att.	Avg.
2. Tennessee	7	747,873	106,839
5. Georgia	6	516,702	86,117
6. Florida	6	512,960	85,494
7. Alabama	7	582,563	83,223
9. Auburn	7	566,333	80,904
10. Notre Dame	7	560,084	80,012

2000

	G	Att.	Avg.
2. Tennessee	6	645,567	107,595
5. LSU	7	614,704	87,815
6. Florida	6	511,518	85,253
7. Georgia	6	506,922	84,487
8. Alabama	6	502,622	83,770
10. Auburn	6	491,433	81,906

2001

	G	Att.	Avg.
3. Tennessee	6	641,059	106,843
5. LSU	7	633,439	90,491
6. Georgia	6	519,120	86,520
7. Auburn	6	512,691	85,449
8. Florida	6	512,590	85,432
11. South Carolina	7	578,295	82,614

2002

	G	Att.	Avg.
3. Tennessee	7	746,936	106,705
5. LSU	7	632,147	90,307
6. Georgia	7	605,640	86,520
7. Florida	7	596,296	85,185
8. Auburn	7	580,600	82,943
9. Alabama	7	579,999	82,857
10. South Carolina	6	492,828	82,138

2003

	G	Att.	Avg.
3. Tennessee	7	728,553	105,038
5. Georgia	6	552,000	92,058
6. LSU	7	641,200	90,974
7. Florida	6	531,288	90,177
8. Auburn	7	602,441	85,203

2004

	G	Att.	Avg.
2. Tennessee	7	746,507	106,644
5. Georgia	6	556,476	92,746
6. LSU	7	638,462	91,209
7. Florida	6	530,453	88,409

2005

	G	Att.	Avg.
2. Tennessee	6	645,558	107,593
5. Georgia	6	556,476	92,746
6. LSU	6	549,480	91,580
8. Florida	6	542,435	90,406
10. Auburn	7	589,124	84,160

2006

	G	Att.	Avg.
3. Tennessee	7	740,521	105,789
5. Georgia	7	649,222	92,746
6. LSU	8	737,696	92,212
7. Alabama	8	737,104	92,138
9. Florida	7	632,866	90,409

2007

	G	Att.	Avg.
4. Tennessee	7	727,426	103,918
5. Georgia	7	649,222	92,746
6. LSU	7	648,334	92,619
7. Alabama	7	644,966	92,138
8. Florida	7	632,715	90,388

2008

	G	Att.	Avg.
4. Tennessee	7	710,136	101,448
6. Georgia	6	556,476	92,746
7. LSU	7	739,065	92,383
8. Alabama	7	644,966	92,138
8. Florida	7	633,807	90,544
10. Auburn	7	608,482	86,915

2009

	G	Att.	Avg.
5. Tennessee	8	793,760	99,220
6. Georgia	6	556,476	92,746
7. LSU	7	647,420	92,489
8. Alabama	7	644,084	92,012
9. Florida	7	634,446	90,635

2010

	G	Att.	Avg.
4. Alabama	7	712,747	101,821
6. Tennessee	7	698,465	99,781
7. Georgia	6	556,476	92,746
8. LSU	7	649,023	92,718
9. Florida	7	633,579	90,511
10. Auburn	8	688,692	86,087

2011

	G	Att.	Avg.
3. Alabama	7	712,747	101,821
6. Tennessee	8	757,136	94,642
7. LSU	6	557,210	92,868
8. Georgia	6	555,676	92,613
9. Florida	7	623,429	89,061

2012

	G	Att.	Avg.
3. Alabama	7	712,052	101,722
6. Georgia	7	648,922	92,703
7. LSU	8	741,005	92,626
8. Tennessee	7	629,752	89,965
10. Florida	7	613,182	87,597

2013

	G	Att.	Avg.
3. Alabama	7	710,538	101,505
6. Tennessee	7	669,087	95,584
7. Georgia	6	556,476	92,746
8. LSU	7	639,927	91,418
10. Florida	6	524,638	87,440

2014

	G	Att.	Avg.
2. Texas A&M	6	630,735	105,123
4. LSU	7	712,063	101,723
6. Alabama	7	710,736	101,534
7. Tennessee	7	698,276	99,754
9. Georgia	7	649,222	92,746

CONFERENCE ATTENDANCE LEADERS

1981

	TEAM	GAMES	ATTENDANCE	AVERAGE
Big Ten	10	60	3,818,728	63,645
SEC	**10**	**61**	**3,846,492**	**63,057**
Big 8	8	50	2,559,480	51,190
Pac 10	10	59	2,772,237	46,987
SWC	9	54	2,232,757	41,347
ACC	7	40	1,589,152	39,729
WAC	9	51	1,443,515	28,304

1982

	TEAM	GAMES	ATTENDANCE	AVERAGE
Big Ten	10	59	3,935,722	66,707
SEC	**10**	**66**	**4,206,507**	**63,735**
Big 8	8	48	2,377,389	49,529
Pac 10	10	59	2,745,676	46,537
SWC	9	52	2,226,009	42,808
ACC	8	41	1,706,451	41,621
WAC	9	53	1,605,684	30,296

1983

	TEAMS	GAMES	ATTENDANCE	PCT/CAPACITY	AVERAGE
Big Ten	10	59	3,710,931	94.1	67,471
SEC	**10**	**65**	**4,214,702**	**98.5**	**64,842**
Big 8	8	49	2,398,184	85.7	48,943
Pac 10	10	58	2,740,406	72.2	47,248
ACC	8	49	2,087,800	88.6	42,608
SWC	9	56	2,292,540	69.3	40,938
WAC	9	52	1,567,062	62.1	30,136

1984

	TEAMS	GAMES	ATTENDANCE	PCT/CAPACITY	AVERAGE
Big Ten	10	58	3,943,802	94.1	67,997
SEC	**10**	**63**	**4,007,351**	**97.0**	**63,609**
Big 8	8	45	2,247,010	86.7	49,934
Pac 10	10	63	2,976,655	70.7	47,248
ACC	8	46	1,998,274	88.9	43,441
SWC	9	53	2,177,507	70.2	41,085
WAC	9	55	1,741,793	69.6	31,669

1985

	TEAMS	GAMES	ATTENDANCE	PCT/CAPACITY	AVERAGE
Big Ten	10	60	4,015,693	93.9	66,928
SEC	**10**	**63**	**4,017,104**	**95.8**	**63,764**
Pac 10	10	56	2,665,356	72.8	47,596
Big 8	8	54	2,504,509	81.6	46,380
ACC	8	48	2,029,574	86.4	42,283
SWC	9	51	2,077,717	68.8	40,740
WAC	9	55	1,744,123	67.3	31,711

1986

	TEAMS	GAMES	ATTENDANCE	PCT/CAPACITY	AVERAGE
Big Ten	10	61	4,006,845	92.8	65,686
SEC	**10**	**69**	**4,351,832**	**94.3**	**63,070**
Pac 10	10	59	2,856,910	73.0	48,422
Big 8	8	49	2,242,082	80.4	45,757
ACC	8	45	1,848,949	86.3	41,088
SWC	9	53	2,006,663	64.3	37,862
WAC	9	51	1,748,857	74.3	34,291

1987

	TEAMS	GAMES	ATTENDANCE	PCT/CAPACITY	AVERAGE
Big Ten	10	61	3,990,524	90.7	65,418
SEC	**10**	**64**	**4,117,046**	**94.1**	**64,329**
Pac 10	10	57	2,866,723	73.0	50,293
Big 8	8	49	2,182,199	80.2	44,535
ACC	8	47	1,970,198	84.2	41,919
SWC	8	48	1,859,454	65.2	38,739
WAC	9	54	1,927,572	77.0	35,696

1988

	TEAMS	GAMES	ATTENDANCE	PCT/CAPACITY	AVERAGE
SEC	**10**	**62**	**3,912,241**	**91.3**	**63,101**
Big Ten	10	59	3,714,231	88.2	62,953
Pac 10	10	60	3,058,637	74.4	50,977
Big 8	8	49	2,184,333	77.9	44,578
ACC	8	47	1,911,949	84.0	40,680
SWC	8	46	1,774,120	65.4	38,568
WAC	9	54	1,795,735	73.0	33,254

1989

	TEAMS	GAMES	ATTENDANCE	PCT/CAPACITY	AVERAGE
SEC	**10**	**63**	**4,123,005**	**94.5**	**65,445**
Big Ten	10	59	3,492,647	83.5	59,197
Pac 10	10	60	3,006,176	71.1	50,103
Big 8	8	49	2,362,465	84.3	48,214
ACC	8	49	2,010,317	84.3	41,027
SWC	9	51	1,914,608	67.8	37,541
WAC	9	55	1,844,999	71.9	33,545

1990

	TEAMS	GAMES	ATTENDANCE	PCT/CAPACITY	AVERAGE
SEC	**10**	**66**	**4,215,400**	**93.3**	**63,870**
Big Ten	10	60	3,533,504	82.6	58,892
Pac 10	10	58	2,872,173	73.7	49,520
Big 8	8	49	2,257,825	79.9	46,078
ACC	8	47	1,988,781	88.3	42,314
SWC	9	53	2,087,248	69.8	39,382
WAC	9	55	1,784,807	70.6	32,451

1991

	TEAMS	GAMES	ATTENDANCE	PCT/CAPACITY	AVERAGE
SEC	**10**	**61**	**4,063,190**	**95.5**	**66,610**
Big Ten	10	61	3,674,654	83.1	60,240
Pac 10	10	59	2,851,991	70.4	48,339
Big 8	8	49	2,308,238	81.6	47,107
ACC	8	51	2,257,413	89.3	44,263
SWC	9	50	2,062,309	72.8	41,246
Big East	8	47	1,788,611	69.7	38,056
WAC	9	55	1,883,861	73.0	34,252

1992

	TEAMS	GAMES	ATTENDANCE	PCT/CAPACITY	AVERAGE
SEC	**12**	**76**	**4,844,014**	**93.5**	**63,737**
Big Ten	10	60	3,600,410	82.4	60,007
Big 8	8	47	2,247,907	82.3	47,828
Pac 10	10	60	2,825,401	70.8	47,090
ACC	9	53	2,332,674	89.9	44,013
Big East	8	48	1,847,269	70.7	38,485
SWC	8	47	1,697,152	64.1	36,110
WAC	10	60	2,111,587	77.6	35,193

1993

	TEAMS	GAMES	ATTENDANCE	PCT/CAPACITY	AVERAGE
Big Ten	11	68	4,320,397	85.9	63,535
SEC	**12**	**78**	**4,897,564**	**91.9**	**62,789**
Pac-10	10	57	2,731,361	69.8	47,919
Big 8	8	48	2,126,247	78.4	44,297
ACC	9	54	2,379,045	86.2	44,056
Big East	8	47	1,787,843	72.6	38,039
SWC	8	45	1,587,652	62.6	35,281

1994

	TEAMS	GAMES	ATTENDANCE	PCT/CAPACITY	AVERAGE
Big Ten	11	67	4,452,839	89.85	66,460
SEC	**12**	**77**	**4,891,615**	**94.45**	**63,527**
Big 8	8	46	2,194,545	84.40	47,708
Pac-10	10	59	2,785,373	73.36	47,210
ACC	9	51	2,248,700	87.52	44,092
Big East	8	46	1,902,096	73.93	41,350
SWC	8	43	1,588,955	65.36	36,952

1995

	TEAMS	GAMES	ATTENDANCE	PCT/CAPACITY	AVERAGE
Big Ten	11	68	4,592,499	91.4	67,537
SEC	**12**	**76**	**4,827,834**	**93.6**	**63,524**
Big 8	8	50	2,414,804	86.5	48,296
Pac-10	10	57	2,680,510	69.1	47,026
ACC	9	51	2,329,868	87.7	45,684
SWC	8	43	1,653,888	61.6	38,463
Big East	8	44	1,679,043	68.4	31,533

1996

	TEAMS	GAMES	ATTENDANCE	PCT/CAPACITY	AVERAGE
Big Ten	11	64	4,321,276	91.08	67,520
SEC	**12**	**75**	**4,847,380**	**94.24**	**64,632**
Big 12	12	69	3,549,474	89.21	51,442
Pac 10	10	58	2,761,006	71.78	47,604
ACC	9	50	2,203,849	85.27	44,077
Big East	8	47	1,825,870	68.60	38,848
WAC	16	91	2,615,219	63.72	28,739

1997

	TEAMS	GAMES	ATTENDANCE	PCT/CAPACITY	AVERAGE
Big Ten	11	70	4,744,211	89.8	67,774
SEC	**12**	**76**	**5,005,126**	**91.1**	**65,857**
Big 12	12	71	3,640,692	85.1	51,277
Pac-10	10	60	2,891,522	71.3	48,192
ACC	9	52	2,333,784	86.6	44,880
Big East	8	46	1,657,056	60.8	36,023
WAC	16	92	2,758,817	62.7	29,987

1998

	TEAMS	GAMES	ATTENDANCE	PCT/CAPACITY	AVERAGE
SEC	**12**	**73**	**5,059,534**	**99.9**	**69,309**
Big Ten	11	65	4,354,383	90.8	66,991
Big 12	12	71	3,661,740	83.7	51,574
Pac-10	10	60	3,024,262	75.3	50,404
ACC	9	51	2,330,879	79.2	45,704
Big East	8	48	1,914,957	71.7	39,895
WAC	16	91	2,594,194	58.8	28,508

1999

	TEAMS	GAMES	ATTENDANCE	PCT/CAPACITY	AVERAGE
SEC	**12**	**78**	**5,500,664**	**100.4**	**70,521**
Big Ten	11	70	4,701,095	90.9	67,159
Big 12	12	72	3,904,491	93.8	54,229
Pac-10	10	59	2,857,994	73.4	48,441
ACC	9	51	2,298,711	85.7	45,073
Big East	8	46	1,837,478	71.6	39,945
Mountain West	8	43	1,489,527	79.7	34,640

2000

	TEAMS	GAMES	ATTENDANCE	PCT/CAPACITY	AVERAGE
SEC	**12**	**71**	**5,143,777**	**94.8**	**72,448**
Big Ten	11	67	4,591,153	93.2	68,525
Big 12	12	74	3,995,338	91.2	53,991
Atlantic Coast	9	54	2,653,816	88.6	49,145
Pac-10	10	61	2,987,809	73.6	48,980
Big East	8	49	2,030,230	73.8	41,433
Mountain West	8	44	1,419,326	71.0	32,257

2001

	TEAMS	GAMES	ATTENDANCE	PCT/CAPACITY	AVERAGE
SEC	**12**	**77**	**5,554,032**	**97.9**	**72,130**
Big Ten	11	66	4,640,167	92.8	70,306
Big 12	12	76	4,232,596	93.2	55,692
Atlantic Coast	9	56	2,776,904	90.4	49,588
Pac-10	10	58	2,821,866	73.2	48,653
Big East	8	49	1,943,695	71.3	39,667
Mountain West	8	45	1,441,394	72.2	32,031

2002

	TEAMS	GAMES	ATTENDANCE	PCT/CAPACITY	AVERAGE
SEC	**12**	**83**	**6,085,156**	**96.7**	**73,315**
Big Ten	11	78	5,499,439	93.1	70,505
Big 12	12	79	4,593,104	97.3	56,705
Atlantic Coast	9	58	2,944,936	92.6	50,350
Pac-10	10	66	3,292,112	75.0	49,880
Big East	8	53	2,332,544	79.1	44,010
Mountain West	8	46	1,544,788	75.7	34,329

2003

	TEAMS	GAMES	ATTENDANCE	PCT/CAPACITY	AVERAGE
SEC	**12**	**85**	**6,146,890**	**97.1**	**74,059**
Big Ten	11	75	5,264,867	92.0	70,198
Big 12	12	81	4,565,288	92.6	56,362
Atlantic Coast	9	58	3,012,392	90.8	51,938
Pac-10	10	62	3,199,732	77.4	51,608
Big East	8	51	2,390,358	80.3	46,870
Mountain West	8	49	1,607,660	65.0	32,809

2004

	TEAMS	GAMES	ATTENDANCE	PCT/CAPACITY	AVERAGE
SEC	**12**	**77**	**5,719,678**	**95.9**	**74,282**
Big Ten	11	66	4,591,722	91.5	69,572
Big 12	12	72	4,126,492	94.9	57,312
Pac-10	10	58	3,229,666	82.5	55,684
Atlantic Coast	11	66	3,678,508	96.3	55,735
Big East	7	41	1,549,992	72.1	37,805
Mountain West	8	46	1,619,810	79.6	35,213

2005

	TEAMS	GAMES	ATTENDANCE	PCT/CAPACITY	AVERAGE
SEC	**12**	**77**	**5,751,917**	**97.6**	**74,700**
Big Ten	11	69	5,007,067	93.9	72,566
Big 12	12	72	4,204.574	95.0	58,397
Atlantic Coast	12	72	3,762,511	90.7	52,257
Pac-10	10	60	3,448,759	84.9	57,479
Big East	8	46	1,812,406	83.5	39,400
Mountain West	9	48	1,693,216	78.6	35,275

2006

	TEAMS	GAMES	ATTENDANCE	PCT/CAPACITY	AVERAGE
SEC	**12**	**87**	**6,586,408**	**96.5**	**75,706**
Big Ten	11	75	5,223,202	92.5	69,643
Big 12	12	83	4,894,337	94.6	58,968
Pac-10	10	64	3,604,124	87.6	56,314
Atlantic Coast	12	85	4,499,567	90.1	52,936
Big East	8	52	2,030,211	78.2	39,043
Mountain West	9	54	1,769,390	74.4	32,766

2007

	TEAMS	GAMES	ATTENDANCE	AVERAGE	CHANGE
SEC	**12**	**89**	**6,687,342**	**75,139**	**-567**
Big Ten	11	76	5,408,019	71,158	1,515
Big 12	12	80	4,875,289	60,941	1,973
Pacific-10	10	66	3,825,116	57,956	1,404
Atlantic Coast	12	77	4,141,590	53,787	851
Big East	8	53	2,197,190	41,456	2,413
Mountain West	9	55	1,866,531	33,937	1,171

2008

	TEAMS	GAMES	ATTENDANCE	AVERAGE	CHANGE
SEC	**12**	**83**	**6,378,085**	**76,844**	**1,705**
Big Ten	11	77	5,399,659	70,125	-1,033
Big 12	12	84	5,288,296	62,956	2,015
Pacific-10	10	65	3,727,738	57,350	-606
Atlantic Coast	12	83	4,377,168	52,737	-1,050
Independents	3	19	965,235	50,802	-976
Big East	8	52	2,243,553	43,145	1,689
Mountain West	9	56	1,793,151	32,021	-1,916
Conference-USA	12	71	1,925,391	27,118	-548
Western Athletic	9	55	1,346,134	24,475	1,461
Sun Belt	8	41	761,942	18,584	2,210
Mid-American	13	73	1,221,054	16,727	-607

2009

	TEAMS	GAMES	ATTENDANCE	AVERAGE	CHANGE
SEC	**12**	**86**	**6,560,738**	**76,288**	**-556**
Big Ten	11	77	5,526,237	71,769	1,644
Big 12	12	82	5,155,739	62,875	-81
Pacific-10	10	64	3,467,899	54,186	-3,164
ACC	12	81	4,151,171	51,249	-1,488
Big East	8	53	2,374,604	44,804	1,659
Mountain West	9	55	1,826,091	33,202	1,181
Conference USA	12	73	1,941,825	26,600	-518
Western Athletic	9	53	1,205,690	22,749	-1,726
Sun Belt	9	49	806,687	16,463	-2,121
Mid-American	13	74	1,133,434	15,317	-1,410
Independents	3	19	923,915	48,627	-2,175

2010

	TEAMS	GAMES	ATTENDANCE	AVERAGE	CHANGE
SEC	**12**	**85**	**6,521,151**	**76,719**	**432**
Big Ten	11	76	5,480,023	72,106	336
Big 12	12	83	5,226,903	62,975	100
Pacific-10	10	62	3,336,793	53,819	-367
Atlantic Coast	12	79	4,067,984	51,493	244
Big East	8	53	2,386,461	45,028	224
Mountain West	9	54	1,861,071	34,464	1,263
Conference USA	12	76	2,162,509	28,454	1,854
Western Athletic	9	58	1,356,797	23,393	644
Sun Belt	9	48	862,502	17,969	1,506
Mid-American	13	74	1,155,099	15,609	293
Independents	3	17	887,165	52,186	3,559

2011

	TEAMS	GAMES	ATTENDANCE	AVERAGE	CHANGE
SEC	**12**	**84**	**6,369,898**	**75,832**	**-887**
Big Ten	12	85	6,072,276	71,439	-667
Big 12	10	66	4,175,464	63,265	290
Pac 12	12	76	3,970,939	52,249	-1,570
Atlantic Coast	12	83	4,266,723	51,406	-87
Big East	8	55	2,407,109	43,766	-1,262
Mountain West	8	49	1,422,734	29,035	-5,429
Conference USA	12	70	1,855,609	26,509	-1,945
Western Athletic	8	47	959,117	20,407	-2,986
Sun Belt	9	51	978,824	19,193	1,224
Mid-American	13	79	1,345,570	17,033	1,423
Independent	4	22	1,212,962	55,135	2,948

2012

	TEAMS	GAMES	ATTENDANCE	AVERAGE	CHANGE
SEC	**#14**	**99**	**7,478,304**	**75,538**	**-294**
Big Ten	12	84	5,883,372	70,040	-1,398
Big 12	10	66	3,894,266	59,004	-4,261
Pac-12	12	79	4,240,632	53,679	1,430
Atlantic Coast	12	80	3,992,779	49,910	-1,497
Big East	8	49	1,920,052	39,185	-4,581
Mountain West	10	63	1,630,930	25,888	-3,148
Conference USA	12	76	1,948,544	25,639	-870
Sun Belt	9	51	*1,008,084	19,766	574
Western Athletic	5	29	488,486	16,844	-3,562
Mid-American	12	71	1,102,346	15,526	-1,507

2013

	TEAMS	GAMES	ATTENDANCE	AVERAGE	CHANGE
Southeastern #	**14**	**100**	****7,567,406**	**75,674**	**136**
Big Ten	12	87	*6,127,526	70,431	391
Big 12	10	66	3,887,362	58,899	-105
Pac-12	12	80	*4,289,553	53,619	-59
Atlantic Coast #	14	97	*4,848,265	49,982	72
American #	10	65	2,191,285	33,712	--
Mountain West #	12	75	1,955,995	26,080	192
Conference USA #	13	73	1,570,248	21,510	-4,128
Sun Belt #	7	38	754,659	19,859	93
Mid-American #	13	74	1,238,660	16,739	1,213
Independents #	6	34	1,385,905	40,762	-10,862

2014

	TEAMS	GAMES	ATTENDANCE	AVERAGE	CHANGE
SEC	**14**	**100**	****7,769,362**	****77,694**	**2,020**
Big Ten#	14	96	6,419,447	66,869	-3,562
Big 12	10	65	3,776,610	58,102	-797
Pac-12	12	78	4,110,783	52,702	-917
Atlantic Coast#	14	94	4,727,318	50,291	309
American#	11	69	2,014,334	29,193	-4,519
Mountain West	12	74	*1,868,773	25,254	-826
Conference USA#	12	72	1,472,759	20,455	-1,055
Sun Belt#	9	52	951,296	18,294	-1,565
Mid-American	13	76	1,172,750	15,431	-1,308
Independents#	4	24	1,269,175	52,882	12,120

** All conferences record.
* Conference record.
# Different alignment than in prior year.

SOUTHEASTERN CONFERENCE INDIVIDUAL RECORDS

TOTAL OFFENSE

PLAYS

GAME:

1. 78— Whit Taylor, Vanderbilt vs. Georgia (20 rushes, 58 passes) . . . 1982
2. 74— Tim Couch, Kentucky vs. LSU (8 rushes, 66 passes) . . . 1997
   74— Dusty Bonner, Kentucky vs. Louisville (12 rushes, 62 passes) . . . 1999
   74— Kenny Hill, Texas A&M vs. Mississippi State (12 rushes, 62 passes) . . . 2014
5. 73— Eric Zeier, Georgia vs. Florida (8 rushes, 65 passes) . . . 1993
   73— Tim Couch, Kentucky vs. Arkansas (6 rushes, 67 passes) . . . 1998
   73— Johnny Manziel, Texas A&M vs. LSU (17 rushes, 56 pass) . . . 2012
8. 72— André Woodson, Kentucky vs. Tennessee (10 rushes, 62 passes) . . . 2007
9. 71— Dusty Bonner, Kentucky vs. Tennessee (21 rushes, 50 passes) . . . 1999
10. 70— Peyton Manning, Tennessee vs. Florida (5 rushes, 65 passes) . . . 1996

SEASON:

1. 635— Jared Lorenzen, Kentucky (76 rushes, 559 passes) . . . 2000
   635— Johnny Manziel, Texas A&M (201 rushes, 434 passes) . . . 2012
3. 617— Tim Couch, Kentucky (64 rushes, 553 passes) . . . 1998
4. 613— Tim Couch, Kentucky (66 rushes, 547 passes) . . . 1997
5. 587— André Woodson, Kentucky (69 rushes, 518 passes) . . . 2007
6. 576— Dusty Bonner, Kentucky (111 rushes, 465 passes) . . . 1999
7. 573— Johnny Manziel, Texas A&M (144 rush, 429 pass) . . . 2013
8. 568— Jay Cutler, Vanderbilt (106 rushes, 462 passes) . . . 2005
   568— Bo Wallace, Ole Miss (131 rushes, 437 passes) . . . 2013
10. 561— Rex Grossman, Florida (58 rushes, 501 passes) . . . 2002

CAREER:

1. 1,793— Jared Lorenzen, Kentucky (279 rushes, 1,574 passes) . . . 2000-03
2. 1,769— Chris Leak, Florida (311 rushes, 1,458 passes) . . . 2003-06
3. 1,764— Aaron Murray, Georgia (286 rushes, 1,478 passes) . . . 2010-13
4. 1,695— Jay Cutler, Vanderbilt (453 rushes, 1,242 passes) . . . 2002-05
5. 1,687— Tim Tebow, Florida (692 rushes, 995 passes) . . . 2006-09
6. 1,644— David Greene, Georgia (204 rushes, 1,440 passes) . . . 2001-04
7. 1,581— Bo Wallace, Ole Miss (395 rushes, 1,186 passes) . . . 2012-14
8. 1,560— Eric Zeier, Georgia (158 rushes, 1,402 passes) . . . 1991-94
9. 1,534— Peyton Manning, Tennessee (153 rushes, 1,381 passes) . . . 1994-97
10. 1,510— André Woodson, Kentucky (232 rushes, 1,278 passes) . . . 2004-07

YARDS GAINED

GAME:

1. 576— Johnny Manziel, Texas A&M vs. Louisiana Tech (181 rushing, 395 passing) . . . 2012
2. 562— Johnny Manziel, Texas A&M vs. Alabama (98 rushing, 464 passing) . . . 2013
3. 557— Johnny Manziel, Texas A&M vs. Arkansas (104 rushing, 453 passing) . . . 2012
4. 540— Archie Manning, Ole Miss vs. Alabama (104 rushing, 436 passing) . . . 1969
   540— Rohan Davey, LSU vs. Alabama (12 rushing, 528 passing) . . . 2001
6. 533— Tim Tebow, Florida vs. Cincinnati (51 rushing, 482 passing) . . . 2009
7. 527— Eric Zeier, Georgia vs. Southern Miss (-17 rushing, 544 passing) . . . 1993
8. 525— Jared Lorenzen, Kentucky vs. Georgia (-3 rushing, 528 passing) . . . 2000
9. 521— Whit Taylor, Vanderbilt vs. Tennessee (57 rushing, 464 passing) . . . 1981
10. 517— Chris Nickson, Vanderbilt vs. Kentucky (71 rushing, 446 passing) . . . 2006
11. 516— Johnny Manziel, Texas A&M vs. Oklahoma (229 rushing, 287 passing) . . . 2012
    516— Kenny Hill, Texas A&M vs. South Carolina (5 rushing, 511 passing) . . . 2014
13. 512— Steve Taneyhill, So. Caro. vs. Mississippi State (39 rushing, 473 passing) . . . 1995
14. 508— Peyton Manning, Tennessee vs. Kentucky (-15 rushing, 523 passing) . . . 1997
15. 505— Nick Marshall, Auburn vs. Alabama (49 rush, 456 pass) . . . 2014
16. 502— Johnny Manziel, Texas A&M vs. Auburn (48 rushing, 454 passing) . . . 2013
17. 498— Tim Couch, Kentucky vs. Louisville (0 rushing, 498 passing) . . . 1998
18. 494— Eric Zeier, Georgia vs. South Carolina (9 rushing, 485 passing) . . . 1994
19. 493— Johnny Manziel, Texas A&M vs. Mississippi State (47 rushing, 446 passing) . . . 2013
20. 492— Tim Couch, Kentucky vs. Vanderbilt (0 rushing, 492 passing) . . . 1998

SEASON:

1. 5,116— Johnny Manziel, Texas A&M (1,410 rushing, 3,706 passing) . . . 2012
2. 4,873— Johnny Manziel, Texas A&M (759 rushing, 4114 passing) . . . 2013
3. 4,327— Cam Newton, Auburn (1,473 rushing, 2,854 passing) . . . 2010
4. 4,181— Tim Tebow, Florida (895 rushing, 3,286 passing) . . . 2007
5. 4,151— Tim Couch, Kentucky (-124 rushing, 4,275 passing) . . . 1998
6. 3,904— Rex Grossman, Florida (8 rushing, 3,896 passing) . . . 2001
7. 3,827— Jared Lorenzen, Kentucky (140 rushing, 3,687 passing) . . . 2000
8. 3,825— Aaron Murray, Georgia (-68 rushing, 3,893 passing) . . . 2012
9. 3,795— Ryan Mallettt, Arkansas (-74 rushing, 3,869 passing) . . . 2010
10. 3,789— Peyton Manning, Tennessee (-30 rushing, 3,819 passing) . . . 1997
11. 3,759— Tim Couch, Kentucky (-125 rushing, 3,884 passing) . . . 1997
12. 3,701— Bo Wallace, Ole Miss (355 rushing, 3,346 passing) . . . 2013
13. 3,635— Tyler Wilson (-3 rushing, 3,638 passing) . . . 2011
14. 3,595— Ryan Mallett, Arkansas (-29 rushing, 3,624 passing) . . . 2009
15. 3,572— Eli Manning, Ole Miss (-28 rushing, 3,600 passing) . . . 2003
16. 3,525— Danny Wuerffel, Florida (-100 rushing, 3,625 passing) . . . 1996
17. 3,516— André Woodson, Kentucky (-193 rushing, 3,709 passing) . . . 2007
18. 3,499— Matthew Stafford, Georgia (40 rushing, 3,459 passing) . . . 2008
19. 3,492— Dylan Thompson, South Carolina (-72 rushing, 3,564 passing) . . . 2014
20. 3,490— Erik Ainge, Tennessee (-32 rushing, 3,522 passing) . . . 2007

CAREER:

1. 13,562— Aaron Murray, Georgia (396 rush, 13,562) . . . 2010-13
2. 12,232— Tim Tebow, Florida (2,947 rushing, 9,285 passing) . . . 2006-09
3. 11,380— Chris Leak, Florida (137 rushing, 11,213 passing, 30 receiving) . . . 2003-06
4. 11,270— David Greene, Georgia (-258 rushing, 11,528 passing) . . . 2001-04
5. 11,020— Peyton Manning, Tennessee (-181 rushing, 11,201 passing) . . . 1994-97
6. 10,841— Eric Zeier, Georgia (-312 rushing, 11,153 passing) . . . 1991-94
7. 10,637— Jared Lorenzen, Kentucky (279 rushing, 10,354 passing) . . . 2000-03
8. 10,500— Danny Wuerffel, Florida (-375 rushing, 10,875 passing) . . . 1993-96
9. 10,478— Bo Wallace, Ole Miss (944 rushing, 9,534 passing) . . . 2012-14
10. 9,989— Eli Manning, Ole Miss (-130 rushing, 10,119 passing) . . . 2000-03
    9,989— Johnny Manziel, Texas A&M (2,169 rushing, 7,820 passing) . . . 2012-13
12. 9,953— Jay Cutler, Vanderbilt (1,256 rushing, 8,697 passing) . . . 2002-05
13. 9,577— Casey Clausen, Tennessee (-130 rushing, 9,707 passing) . . . 2000-03
14. 9,241— Shane Matthews, Florida (-46 rushing, 9,287 passing) . . . 1989-92
15. 9,031— Rex Grossman, Florida (-133 rushing, 8,898 passing) . . . 2000-02

YARDS PER GAME

SEASON:

1. 393.5— Johnny Manziel, Texas A&M (1,410 rushing, 3,706 passing, 13 games) . . . 2012
2. 377.4— Tim Couch, Kentucky (-124 rush, 4,275 pass, 11 games) . . . 1998
3. 374.8— Johnny Manziel, Texas A&M (759 rush, 4,114 pass, 13 games) . . . 2013
4. 354.2— Rex Grossman, Florida (8 rush, 3,896 pass, 11 games) . . . 2001
5. 347.9— Jared Lorenzen, Kentucky (140 rush, 3,687 pass, 11 games) . . . 2000
6. 341.7— Tim Couch, Kentucky (-125 rush, 3,884 pass, 11 games) . . . 1997
7. 321.6— Tim Tebow, Florida (895 rushing, 3,286 passing, 13 games) . . . 2007
8. 316.6— Eric Zeier, Georgia (-43 rush, 3,525 pass, 11 games) . . . 1993
9. 315.8— Peyton Manning, Tennessee (-30 rush, 3,819 pass, 12 games) . . . 1997
10. 314.3— Eric Zeier, Georgia (61 rush, 3,397 pass, 11 games) . . . 1994

CAREER:

1. 384.2— Johnny Manziel, Texas A&M (9,989 in 26 games) . . . 2012-13
2. 284.2— Ryan Mallett, Arkansas (7,393 in 26 games) . . . 2009-10
3. 281.4— Tim Couch, Kentucky (8,160 yards in 29 games) . . . 1996-98
4. 268.7— Bo Wallace, Ole Miss (10,478 in 39 games) . . . 2012-14
5. 264.0— Shane Matthews, Florida (9,241 yards in 35 games) . . . 1989-92
6. 260.8— Aaron Murray, Georgia (13,562 yards in 52 games) . . . 2010-13
7. 258.0— Rex Grossman, Florida (9,031 yards in 35 games) . . . 2000-02
8. 250.5— Peyton Manning, Tennessee (11,020 yards in 44 games) . . . 1994-97
9. 247.4— Jared Lorenzen, Kentucky (10,637 yards in 43 games) . . . 2000-03
10. 246.4— Eric Zeier, Georgia (10,841 yards in 44 games) . . . 1991-94

YARDS PER PLAY

GAME: (Min. 10 plays)

1. 21.4— Eagle Day, Ole Miss vs. Villanova (10 for 214) . . . 1954
2. 19.9— Parker Hall, Ole Miss vs. Sewanee (10 for 199) . . . 1938

GAME: (Min. 20 plays)

1. 16.10— Jay Cutler, Vanderbilt vs. Furman (20 for 322) . . . 2002
2. 15.55— Matt Mauck, LSU vs. Louisiana Tech (20 for 311) . . . 2003
3. 15.25— Ryan Mallett, Arkansas vs. Georgia (27 for 412) . . . 2009
4. 15.00— Jason Campbell, Auburn vs. Arkansas (20 for 300) . . . 2004
5. 14.59— JaMarcus Russell, LSU vs. Mississippi State (22 for 321) . . . 2006
6. 14.54— Ryan Mallett, Arkansas vs. Mississippi State (22 for 312) . . . 2009
7. 14.18— Derrick Taite, Mississippi State vs. Tulane (33 for 468) . . . 1994
8. 14.15— Eli Manning, Ole Miss vs. Arkansas State (20 for 283) . . . 2002
9. 14.03— Rex Grossman, Florida vs. LSU (33 for 463) . . . 2001
10. 14.00— Chris Leak, Florida vs. Middle Tennessee State (23 for 322) . . . 2004
11. 13.78— Ryan Mallett, Arkansas vs. Troy (28 for 386) . . . 2009
12. 13.52— Tim Tebow, Florida vs. Western Kentucky (25 for 338) . . . 2007
13. 13.42— Kenny Hill, Texas A&M vs. SMU (24 for 322) . . . 2014
14. 13.17— Eric Zeier, Georgia vs. Texas Tech (23 for 303) . . . 1993

GAME: (Min. 40 plays)

1. 11.9— Tim Couch, Kentucky vs.Louisville (42 for 498) . . . 1998
2. 11.54— Jared Lorenzen, Kentucky vs. Vanderbilt (42 for 485) . . . 2001
3. 11.49— Rohan Davey, LSU vs. Alabama (47 for 540) . . . 2001
4. 10.8— Eric Zeier, Georgia vs. Southern Miss. (49 for 527) . . . 1993
5. 10.7— Johnny Manziel, Texas A&M vs. Arkansas (52 for 557) . . . 2012
6. 10.6— Johnny Manziel, Texas A&M vs.Alabama (53 for 562) . . . 2013
7. 10.3— Mike Bobo, Georgia vs. Georgia Tech (41 for 421) . . . 1997
8. 10.1— Dameyune Craig, Auburn vs. Louisiana Tech (40 for 405) . . . 1997
   10.1— Johnny Manziel, Texas A&M vs. Oklahoma (51 for 576) . . . 2012
10. 10.0— Steve Taneyhill, South Carolina vs. Mississippi State (51 for 512) . . . 1995

GAME: (Min. 50 plays)

1. 10.7— Johnny Manziel, Texas A&M vs. Arkansas (52 for 557) . . . 2012
2. 10.6— Johnny Manziel, Texas A&M vs.Alabama (53 for 562) . . . 2013
3. 10.1— Johnny Manziel, Texas A&M vs. Oklahoma (51 for 576) . . . 2012
4. 10.0— Steve Taneyhill, South Carolina vs. Mississippi State (51 for 512) . . . 1995
5. 9.8— Chris Nickson, Vanderbilt vs. Kentucky (53 for 517) . . . 2006
   9.8— Johnny Manziel, Texas A&M vs. Louisiana Tech (59 for 576) . . . 2012
7. 9.3— Johnny Manziel, Texas A&M vs. Mississippi State (53 for 493) . . . 2013
8. 9.2— Eric Zeier, Georgia vs. South Carolina (54 for 494) . . . 1994
9. 9.02— Nick Marshall, Auburn vs. Alabama (56 for 505) . . . 2014
10. 9.0— Johnny Manziel, Texas A&M vs. Auburn (56 for 502) . . . 2013

SEASON: (Min. 300 plays)

1. 9.10— Rex Grossman, Florida (429 for 3,904) . . . 2001
2. 8.60— Aaron Murray, Georgia (445 for 3,825) . . . 2012
3. 8.57— Pat Sullivan, Auburn (333 for 2,856) . . . 1970
4. 8.50— Johnny Manziel, Texas A&M (573 for 4,873) . . . 2013
5. 8.42— Danny Wuerffel, Florida (371 for 3,125) . . . 1995
6. 8.34— Ryan Mallett, Arkansas (455 for 3,795) . . . 2010

Note: Active student-athletes for 2015 season are in Bold.

7. 8.33— Danny Wuerffel, Florida (423 for 3,525) . . . 1996
8. 8.32— Jason Campbell, Auburn (328 for 2,730) . . . 2004
9. 8.30— JaMarcus Russell, LSU (394 for 3,271) . . . 2006
10. 8.27— Rohan Davey, LSU (405 for 3,351) . . . 2001

CAREER: (Min. 900 plays)

1. 8.30— Johnny Manziel, Texas A&M (1,208 for 9,989) . . . 2012-13
2. 8.04— Ryan Mallett, Arkansas (919 for 7,390) . . . 2009-10
3. 7.75— Danny Wuerffel, Florida (1,355 for 10,500) . . . 1993-96
4. 7.69— Aaron Murray, Georgia (1,764 for 13,562) . . . 2010-13
5. 7.38— Matt Jones, Arkansas (1,137 for 8,392) . . . 2001-04
6. 7.35— Rex Grossman, Florida (1,229 for 9,031) . . . 2000-02
7. 7.30— Tyler Wilson, Arkansas (1,058 for 3,394) . . . 2008-12
8. 7.25— Tim Tebow, Florida (1,687 for 12,232) . . . 2006-09
9. 7.18— Peyton Manning, Tennessee (1,534 for 11,020) . . . 1994-97
10. 7.16— JaMarcus Russell, LSU (936 for 6,704) . . . 2004-06
11. 7.04— Matthew Stafford, Georgia (1,128 for 7,944) . . . 2006-08
12. 7.03— Pat Sullivan, Auburn (974 for 6,844) . . . 1969-71
13. 6.95— Eric Zeier, Georgia (1,560 for 10,841) . . . 1991-94
14. 6.89— Jason Campbell, Auburn (1,103 for 7,606) . . . 2001-04
15. 6.86— David Greene, Georgia (1,644 for 11,270) . . . 2001-04
16. 6.72— Doug Johnson, Florida (1,007 for 6,765) . . . 1996-99
17. 6.70— Eli Manning, Ole Miss (1,491 for 9,989) . . . 2000-03
18. 6.63— Bo Wallace, Ole Miss (1,581 for 10,478) . . . 2012-14
19. 6.615— Shane Matthews, Florida (1,397 for 9,241) . . . 1989-92
20. 6.614— Herb Tyler, LSU (1,006 for 6,654) . . . 1995-98

TOUCHDOWN RESPONSIBILITY

GAME:

1. 7— Showboat Boykin, Ole Miss vs. Mississippi State (all rushing) . . . 1951
7— Terry Dean, Florida vs. New Mexico State (all passing) . . . 1994
7— Danny Wuerffel, Florida vs. Tennessee (1 rushing, 6 passing) . . . 1995
7— Doug Johnson, Florida vs. Central Michigan (all passing) . . . 1997
7— Tim Couch, Kentucky vs. Northeast Louisiana (1 rushing, 6 passing) . . . 1997
7— Tim Couch, Kentucky vs. Indiana (all passing) . . . 1997
7— Tim Couch, Kentucky vs. Louisville (all passing) . . . 1998
7— Tim Tebow, Florida vs. South Carolina (5 rushing, 2 passing) . . . 2007
7— Erik Ainge, Tennessee vs. Kentucky (all passing) . . . 2007
10. 6— by 15 players [Latest: Cam Newton, Auburn vs. South Carolina, 2010]

SEASON:

1. 55— Tim Tebow, Florida (23 rushing, 32 passing) . . . 2007
2. 51— Cam Newton, Auburn (20 rushing, 30 passing, 1 receiving) . . . 2010
3. 47— Johnny Manziel, Texas A&M (21 rushing, 26 passing) . . . 2012
4. 46— Johnny Manziel, Texas A&M (9 rushing, 37 passing) . . . 2013
5. 43— André Woodson, Kentucky (3 rushing, 40 passing) . . . 2007
6. 42— Tim Tebow, Florida (12 rushing, 30 passing) . . . 2008
7. 41— Danny Wuerffel, Florida (2 rushing, 39 passing) . . . 1996
8. 40— Tim Couch, Kentucky (3 rushing, 37 passing) . . . 1997
9. 39— Peyton Manning, Tennessee (3 rushing, 36 passing) . . . 1997
39— Rex Grossman, Florida (5 rushing, 34 passing) . . . 2001
39— Aaron Murray, Georgia (3 rushing, 36 passing) . . . 2012
12. 37— Danny Wuerffel, Florida (2 rushing, 35 passing) . . . 1995
37— Tim Couch, Kentucky (1 rushing, 36 passing) . . . 1998
37— Aaron Murray, Georgia (35 passing, 2 receiving) . . . 2011
15. 36— Ryan Mallett, Arkansas (4 rushing, 32 passing) . . . 2010
16. 35— Tim Tebow, Florida (14 rushing, 21 passing) . . . 2009
17. 33— Aaron Murray, Georgia (7 rushing, 26 passing) . . . 2013
18. 32— Eli Manning, Ole Miss (3 rushing, 29 passing) . . . 2003
32— Andre' Woodson, Kentucky (1 rushing, 31 passing) . . . 2006
32— Ryan Mallett, Arkansas (2 rushing, 30 passing) . . . 2009

CAREER:

1. 145— Tim Tebow, Florida (57 rushing, 88 passing) . . . 2006-09
2. 137— Aaron Murray, Georgia (16 rushing, 121 passing) . . . 2010-13
3. 122— Danny Wuerffel, Florida (8 rushing, 114 passing) . . . 1993-96
4. 101— Peyton Manning, Tennessee (12 rushing, 89 passing) . . . 1994-97
101— Chris Leak, Florida (13 rushing, 88 passing) . . . 2003-06
6. 93— Johnny Manziel, Texas A&M (30 rushing, 63 passing) . . . 2012-13
7. 90— Jared Lorenzen, Kentucky (12 rushing, 78 passing) . . . 2000-03
8. 86— Eli Manning, Ole Miss (5 rushing, 81 passing) . . . 2000-03
9. 84— André Woodson, Kentucky (5 rushing, 79 passing) . . . 2004-07
10. 83— Rex Grossman, Florida (6 rushing, 77 passing) . . . 2000-02
11. 82— Shane Matthews, Florida (7 rushing, 74 passing, 1 receiving) . . . 1989-92
82— Bo Wallace, Ole Miss (19 rushing, 62 passing, 1 receiving) . . . 2012-14
13. 81— Casey Clausen, Tennessee (6 rushing, 75 passing) . . . 2000-03
14. 80— AJ McCarron, Alabama (3 rushing, 77 passing) . . . 2010-13
15. 78— Tim Couch, Kentucky (4 rushing, 74 passing) . . . 1996-98
16. 77— David Greene, Georgia (5 rushing, 72 passing) . . . 2001-04
17. 76— Jay Cutler, Vanderbilt (17 rushing, 59 passing) . . . 2002-05
18. 74— Connor Shaw, South Carolina (17 rushing, 56 passing, 1 receiving) . . . 2010-13
19. 73— Erik Ainge, Tennessee (all passing) . . . 2004-07
20. 71— Pat Sullivan, Auburn (18 rushing, 53 passing) . . . 1969-71
71— Tommy Hodson, LSU (2 rushing, 69 passing) . . . 1986-89
71— Eric Zeier, Georgia (4 rushing, 67 passing) . . . 1991-94

RUSHING

MOST RUSHES

GAME:

1. 47— Herschel Walker, Georgia vs. Florida (192 yards) . . . 1981
2. 46— Tre Mason, Auburn vs. Missouri (304 yards) . . . 2013
3. 45— Madre Hill, Arkansas vs. Auburn (186 yards) . . . 1995
4. 43— Charles Alexander, LSU vs. Wyoming (231 yards) . . . 1977
43— Herschel Walker, Georgia vs. South Carolina (219 yards) . . . 1980
6. 42— Johnny Musso, Alabama vs. Auburn (221 yards) . . . 1970
42— Brandon Holmes, Arkansas vs. LSU (143 yards) . . . 2000
8. 41— Derick Logan, Kentucky vs. Georgia (140 yards) . . . 1996
41— Derick Logan, Kentucky vs. Mississippi State (186 yards) . . . 1996
41— Charles Alexander, LSU vs. Tulane (199 yards) . . . 1977
41— Herschel Walker, Georgia vs. Ole Miss (265 yards) . . . 1981
41— Johnnie Jones, Tennessee vs. Rutgers (234 yards) . . . 1983
41— Errict Rhett, Florida vs. Georgia (183 yards) . . . 1993
41— Travis Stephens, Tennessee vs. Arkansas (206 yards) . . . 2001
41— Carnell Williams, Auburn vs. Georgia (167 yards) . . . 2001

SEASON:

1. 385— Herschel Walker, Georgia (1,891 yards) . . . 1981
2. 335— Herschel Walker, Georgia (1,752 yards) . . . 1982
3. 325— Darren McFadden, Arkansas (1,830 yards) . . . 2007
4. 324— Rudi Johnson, Auburn (1,567 yards) . . . 2000
5. 317— Tre Mason, Auburn (1,816 yards) . . . 2013
6. 311— Charles Alexander, LSU (1,686 yards) . . . 1977
7. 307— Madre Hill, Arkansas (1,387 yards) . . . 1995
8. 303— Cameron Artis-Payne, Auburn (1,608 yards) . . . 2014
9. 302— Shaun Alexander, Alabama (1,383 yards) . . . 1999
10. 294— Moe Williams, Kentucky (1,600 yards) . . . 1995

CAREER:

1. 994*— Herschel Walker, Georgia (5,259 yards) . . . 1980-82
2. 910— Anthony Dixon, Mississippi State (3,994 yards) . . . 2006-99
3. 882— Dalton Hilliard, LSU (4,050 yards) . . . 1982-85
4. 873— Errict Rhett, Florida (4,163 yards) . . . 1990-93
5. 856— Kevin Faulk, LSU (4,557 yards) . . . 1995-98
6. 855— Charles Alexander, LSU (4,035 yards) . . . 1975-78
7. 785— Darren McFadden, Arkansas (4,590 yards) . . . 2005-07
8. 777— Sonny Collins, Kentucky (3,835 yards) . . . 1972-75
9. 741— Carnell Williams, Auburn (3,831 yards) . . . 2001-04
10. 727— Shaun Alexander, Alabama (3,565 yards) . . . 1996-99

*—NCAA record for three years

RUSHES PER GAME

SEASON:

1. 35.0— Herschel Walker, Georgia (385 in 11 games) . . . 1981
2. 30.4— Herschel Walker, Georgia (335 in 11 games) . . . 1982
3. 28.3— Charles Alexander, LSU (311 in 11 games) . . . 1977
4. 27.5— Shaun Alexander, Alabama (302 in 11 games) . . . 1999
5. 27.0— Rudi Johnson, Auburn (324 in 12 games) . . . 2000
6. 26.7— Moe Williams, Kentucky (294 in 11 games) . . . 1995
7. 26.1— Willie McClendon, Georgia (287 in 11 games) . . . 1978
8. 25.8— Emmitt Smith, Florida (284 in 11 games) . . . 1989
9. 25.6— Madre Hill, Arkansas (307 in 12 games) . . . 1995
10. 25.5— Charles Alexander, LSU (281 in 11 games) . . . 1978

CAREER:

1. 30.1— Herschel Walker, Georgia (994 in 33 games) . . . 1980-82
2. 22.5— Emmitt Smith, Florida (700 in 31 games) . . . 1987-89
3. 20.9— Kevin Faulk, LSU (856 in 41 games) . . . 1995-98
4. 20.7— Darren McFadden, Arkansas (725 in 38 games) . . . 2005-07
5. 20.0— Dalton Hilliard, LSU (882 in 44 games) . . . 1982-85
6. 19.74— Kenny Irons, Auburn (454 in 23 games) . . . 2005-06
7. 19.70— James Johnson, Mississippi State (453 in 23 games) . . . 1997-98
8. 19.4— Charles Alexander, LSU (855 in 44 games) . . . 1975-78
9. 19.2— Knowshon Moreno, Georgia (498 in 26 games) . . . 2007-08
10. 19.1— Johnny Musso, Alabama (574 in 30 games) . . . 1969-71
19.1— Marcus Lattimore, South Carolina (555 in 29 games) . . . 2010-12

YARDS GAINED

GAME:

1. 321— Frank Mordica, Vanderbilt vs. Air Force (22 rushes) . . . 1978
321— Darren McFadden, Arkansas vs. South Carolina (34 rushes) . . . 2007
3. 316— Emmitt Smith, Florida vs. New Mexico (31 rushes) . . . 1989
4. 307— Curtis Kuykendall, Auburn vs. Miami (33 rushes) . . . 1944
5. 304— Tre Mason, Auburn vs. Missouri (46 rushes) . . . 2013
6. 299— Moe Williams, Kentucky vs. South Carolina (40 rushes) . . . 1995
7. 294— Chuck Webb, Tennessee vs. Ole Miss (35 rushes) . . . 1989
8. 291— Shaun Alexander, Alabama vs. LSU (20 rushes) . . . 1996
9. 290— Bo Jackson, Auburn vs. SW Louisiana (23 rushes) . . . 1985
10. 284— Bobby Humphrey, Alabama vs. Mississippi State (30 rushes) . . . 1986
11. 283— Herschel Walker, Georgia vs. Vanderbilt (22 rushes) . . . 1980
12. 282— Dexter McCluster, Ole Miss vs. Tennessee (25 rushes) . . . 2009
13. 272— Moe Williams, Kentucky vs. Cincinnati (40 rushes) . . . 1995
14. 267— Bob Davis, Kentucky vs. Washington & Lee . . . 1937
15. 266— Nick Chubb, Georgia vs. Louisville (33 rushes) . . . 2014
16. 265— Herschel Walker, Georgia vs. Ole Miss (41 rushes) . . . 1981
17. 256— Bo Jackson, Auburn vs. Alabama (20 rushes) . . . 1983
18. 252— Anthony Dixon, Mississippi State vs. Kentucky (33 rushes) . . . 2009
19. 250— Joe Cribbs, Auburn vs. Georgia (34 rushes) . . . 1978
250— Alley Broussard, LSU vs. Ole Miss (26 rushes) . . . 2004

SEASON:

1. 1,891— Herschel Walker, Georgia (385 rushes) . . . 1981
2. 1,830— Darren McFadden, Arkansas (325 rushes) . . . 2007
3. 1,816— Tre Mason, Auburn (317 rushes) . . . 2013
4. 1,786— Bo Jackson, Auburn (278 rushes) . . . 1985
5. 1,752— Herschel Walker, Georgia (335 rushes) . . . 1982

6. 1,686— Charles Alexander, LSU (311 rushes) . . . 1977
7. 1,679— Trent Richardson, Alabama (283 rushes) . . . 2011
8. 1,658— Mark Ingram, Alabama (271 rushes) . . . 2009
9. 1,647— Darren McFadden, Arkansas (284 rushes) . . . 2006
10. 1,616— Herschel Walker, Georgia (274 rushes) . . . 1980
11. 1,608— Cameron Artis-Payne, Auburn (303 rushes) . . . 2014
12. 1,600— Moe Williams, Kentucky (294 rushes) . . . 1995
13. 1,599— Emmitt Smith, Florida (284 rushes) . . . 1989
14. 1,567— Rudi Johnson, Auburn (324 rushes) . . . 2000
15. 1,547— Garrison Hearst, Georgia (228 rushes) . . . 1992
1,547— Nick Chubb, Georgia (219 rushes) . . . 2014
17. 1,473— Cam Newton, Auburn (264 rushes) . . . 2010
18. 1,471— Bobby Humphrey, Alabama (236 rushes) . . . 1986
19. 1,464— Travis Stephens, Tennessee (291 rushes) . . . 2001
20. 1,438— Jay Graham, Tennessee (272 rushes) . . . 1995

CAREER:

1. *5,259— Herschel Walker, Georgia (33 games) . . . 1980-82
2. 4,590— Darren McFadden, Arkansas (38 games) . . . 2005-07
3. 4,557— Kevin Faulk, LSU (41 games) . . . 1995-98
4. 4,303— Bo Jackson, Auburn (38 games) . . . 1982-85
5. 4,163— Errict Rhett, Florida (48 games) . . . 1990-93
6. 4,050— Dalton Hilliard, LSU (44 games) . . . 1982-85
7. 4,035— Charles Alexander, LSU (44 games) . . . 1975-78
8. 3,994— Anthony Dixon, Mississippi State (47 games) . . . 2006-09
9. 3,928— Emmitt Smith, Florida (31 games) . . . 1987-89
10. 3,835— Sonny Collins, Kentucky (41 games) . . . 1972-75
11. 3,831— Carnell Williams, Auburn (42 games) . . . 2001-04
12. 3,565— Shaun Alexander, Alabama (42 games) . . . 1996-99
13. 3,523— James Brooks, Auburn (38 games) . . . 1977-80
14. 3,420— Bobby Humphrey, Alabama (35 games) . . . 1985-88
15. 3,368— Joe Cribbs, Auburn (38 games) . . . 1976-79
16. 3,333— Moe Williams, Kentucky (33 games) . . . 1993-95
17. 3,261— Mark Ingram, Alabama (39 games) . . . 2008-10
18. 3,324— Kenneth Darby, Alabama (47 games) . . . 2003-06
19. 3,322— T.J. Yeldon, Alabama (39 games) . . . 2012-14
20. 3,321— Ben Tate, Auburn (47 games) . . . 2006-09

*—NCAA record for three years

YARDS PER GAME

SEASON:

1. 171.9— Herschel Walker, Georgia (1,891 in 11 games) . . . 1981
2. 162.4— Bo Jackson, Auburn (1,786 in 11 games) . . . 1985
3. 159.3— Herschel Walker, Georgia (1,752 in 11 games) . . . 1982
4. 153.3— Charles Alexander, LSU (1,686 in 11 games) . . . 1977
5. 151.8— Todd Gurley, Georgia (911 in 6 games) . . . 2014
6. 146.9— Herschel Walker, Georgia (1,616 in 11 games) . . . 1980
7. 145.5— Moe Williams, Kentucky (1,600 in 11 games) . . . 1995
8. 145.4— Emmitt Smith, Florida (1,599 in 11 games) . . . 1989
9. 140.8— Darren McFadden, Arkansas (1,830 in 13 games) . . . 2007
10. 140.6— Garrison Hearst, Georgia (1,547 in 11 games) . . . 1992
11. 131.2— Johnny Dottley, Ole Miss (1,312 in 10 games) . . . 1949
12. 130.7— Jay Graham, Tennessee (1,438 in 11 games) . . . 1995
13. 130.6— Rudi Johnson, Auburn (1,567 in 12 games) . . . 2000
14. 129.7— Tre Mason, Auburn (1,816 in 14 games) . . . 2013
15. 129.2— Trent Richardson, Alabama (1,679 in 12 games) . . . 2011
16. 127.1— Kevin Faulk, LSU (1,144 in 9 games) . . . 1997
17. 126.5— Anthony Dixon, Mississippi State (1,391 in 11 games) . . . 2009
126.5— Brent Fullwood, Auburn (1,391 in 11 games) . . . 1986
19. 125.7— Shaun Alexander, Alabama (1,383 in 11 games) . . . 1999
20. 124.0— Duce Staley, South Carolina (1,116 in 9 games) . . . 1996

CAREER:

1. 159.4— Herschel Walker, Georgia (5,259 in 33 games) . . . 1980-82
2. 126.7— Emmitt Smith, Florida (3,928 in 31 games) . . . 1987-89
3. 120.8— Darren McFadden, Arkansas (4,590 in 38 games) . . . 2005-07
4. 113.2— Bo Jackson, Auburn (4,303 in 38 games) . . . 1982-85
5. 111.2— Kevin Faulk, LSU (4,557 in 41 games) . . . 1995-98
6. 109.5— Todd Gurley, Georgia (3,285 in 30 games) . . . 2012-14
7. 106.6— James Johnson, Mississippi State (2,452 in 23 games) . . . 1997-98
8. 105.1— Knowshon Moreno, Georgia (2,734 in 26 games) . . . 2007-08
9. 103.0— Jamal Lewis, Tennessee (2,677 in 26 games) . . . 1997-99
10. 101.0— Moe Williams, Kentucky (3,333 in 33 games) . . . 1993-95

YARDS PER RUSH

GAME: (Min. 40 rushes)

1. 7.48— Moe Williams, Kentucky vs. South Carolina (299 on 40) . . . 1995
2. 6.80— Moe Williams, Kentucky vs. Cincinnati (272 on 40) . . . 1995
3. 6.61— Tre Mason, Auburn vs. Missouri (304 on 46) . . . 2013
4. 6.46— Herschel Walker, Georgia vs. Ole Miss (265 on 41) . . . 1981
5. 5.70— Johnnie Jones, Tennessee vs. Rutgers (234 on 41) . . . 1983
6. 5.40— Johnny Dottley, Ole Miss vs. Mississippi State (216 on 40) . . . 1949
7. 5.37— Charles Alexander, LSU vs. Wyoming (231 on 43) . . . 1977
8. 5.30— Marcus Lattimore, South Carolina vs. Florida (212 on 40) . . . 2010
9. 5.26— Johnny Musso, Alabama vs. Auburn (221 on 42) . . . 1970

GAME: (Min. 30 rushes)

1. 10.19— Emmitt Smith, Florida vs. New Mexico (316 on 31) . . . 1989
2. 9.47— Bobby Humphrey, Alabama vs. Mississippi State (284 on 30) . . . 1986
3. 9.44— Darren McFadden, Arkansas vs. South Carolina (321 on 34) . . . 2007
4. 9.30— Curtis Kuykendall, Auburn vs. Miami (307 on 33) . . . 1944
5. 8.40— Chuck Webb, Tennessee vs. Ole Miss (294 on 35) . . . 1989
6. 8.27— Johnnie Jones, Tennessee vs. Vanderbilt (248 on 30) . . . 1983

GAME: (Min. 20 rushes)

1. 14.58— Frank Mordica, Vanderbilt vs. Air Force (321 on 22) . . . 1978
2. 14.55— Shaun Alexander, Alabama vs. LSU (246 on 21) . . . 1996
3. 12.86— Herschel Walker, Georgia vs. Vanderbilt (283 on 22) . . . 1980
4. 12.80— Bo Jackson, Auburn vs. Alabama (256 on 20) . . . 1983
5. 12.61— Bo Jackson, Auburn vs. SW Louisiana (290 on 23) . . . 1985
6. 11.75— Johnny Dottley, Ole Miss vs. Chattanooga (235 on 20) . . . 1949
7. 11.71— Kevin Faulk, LSU vs. Houston (246 on 21) . . . 1996
11.71— Garrison Hearst, Georgia vs. Vanderbilt (246 on 21) . . . 1992
9. 11.28— Dexter McCluster, Ole Miss vs. Tennessee (282 on 25) . . . 2009
10. 11.27— Tony Thompson, Tennessee vs. Mississippi State (248 on 22) . . . 1990

GAME: (Min. 10 rushes)

1. 19.60— Harvey Williams, LSU vs. Rice (196 on 10) . . . 1987
2. 17.50— George Canale, Tennessee vs. Chattanooga (175 on 10) . . . 1962
3. 17.45— Billy Baggett, LSU vs. Ole Miss (192 on 11) . . . 1950
4. 17.10— Jordan Wilkins, Ole Miss vs. Presbyterian (171 on 10) . . . 2014
5. 16.40— Keith Marshall, Georgia vs. Tennessee (164 on 10) . . . 2012
6. 16.20— Glen Coffee, Alabama at Arkansas (162 on 10) . . . 2008
7. 16.18— Tony Green, Florida vs. Maryland (178 on 11) . . . 1974
8. 15.72— Brent Fullwood, Auburn vs. SW Louisiana (173 on 11) . . . 1985
9. 15.29— Nick Marshall, Auburn vs. Tennessee (214 on 14) . . . 2013
10. 15.18— Trent Richardson, Alabama vs. North Texas (167 on 11) . . . 2011

SEASON: (Min. 200 rushes)

1. 7.06— Nick Chubb, Georgia (1,547 on 219) . . . 2014
2. 7.01— Johnny Manziel, Texas A&M (1,410 on 201) . . . 2012
3. 6.90— Jeremy Hill, LSU (1,401 on 203) . . . 2013
4. 6.79— Garrison Hearst, Georgia (1,547 on 228) . . . 1992
5. 6.48— Knile Davis, Arkansas (1,322 on 204) . . . 2010
6.48— Eddie Lacy, Alabama (1,322 on 204) . . . 2012
7. 6.42— Bo Jackson, Auburn (1,786 on 278) . . . 1985
8. 6.31— Johnny Dottley, Ole Miss (1,312 on 208) . . . 1949
9. 6.24— Todd Gurley, Georgia (1,385 on 222) . . . 2012
10. 6.23— Bobby Humphrey, Alabama (1,471 on 236) . . . 1986

SEASON: (Min. 100 rushes)

1. 8.74— Felix Jones, Arkansas (1,162 on 133) . . . 2007
2. 8.33— Brent Fullwood, Auburn (1,391 on 167) . . . 1986
3. 7.94— Hank Lauricella, Tennessee (881 on 111) . . . 1951
4. 7.68— Bo Jackson, Auburn (1,213 on 158) . . . 1983
5. 7.61— Monk Gafford, Auburn (1,004 on 132) . . . 1942
6. 7.58— Felix Jones, Arkansas (1,168 on 154) . . . 2006
7. 7.53— Elijah Williams, Florida (858 on 114) . . . 1995
8. 7.47— Bobby Marlow, Alabama (882 on 118) . . . 1950
9. 7.41— James Brooks, Auburn (1,208 on 163) . . . 1979
7.41— Todd Gurley, Georgia (911 on 123) . . . 2014

CAREER: (Min. 400 rushes)

1. 6.62— Bo Jackson, Auburn (4,303 on 650) . . . 1982-85
2. 6.44— Todd Gurley, Georgia (3,285 on 510) . . . 2012-14
3. 6.27— Bobby Marlow, Alabama (2,560 on 480) . . . 1950-52
4. 6.02— Micheal Haddix, Mississippi State (2,558 on 425) . . . 1979-82
5. 5.95— Garrison Hearst, Georgia (3,232 on 543) . . . 1990-92
6. 5.85— Darren McFadden, Arkansas (4,590 on 785) . . . 2005-07
7. 5.84— Walter Packer, Mississippi State (2,820 on 483) . . . 1973-76
8. 5.82— Tony Green, Florida (2,590 on 445) . . . 1974-77
9. 5.80— Trent Richardson, Alabama (3,130 on 540) . . . 2009-11
10. 5.77— Tre Mason, Auburn (2,979 on 516) . . . 2011-13

TOUCHDOWNS RUSHING

SEASON:

1. 23— Tim Tebow, Florida . . . 2007
23— Tre Mason, Auburn . . . 2013
3. 21— Trent Richardson, Alabama . . . 2011
21— Johnny Manziel, Texas A&M . . . 2012
5. 20— Cam Newton, Auburn . . . 2010
6. 19— Garrison Hearst, Georgia . . . 1992
19— Shaun Alexander, Alabama . . . 1999
19— LaBrandon Toefield, LSU . . . 2001
9. 18— Herschel Walker, Georgia . . . 1981
18— Charles Scott, LSU . . . 2008

CAREER:

1. 55— Tim Tebow, Florida . . . 2006-09
2. 49— Herschel Walker, Georgia . . . 1980-82
3. 46— Kevin Faulk, LSU . . . 1995-98
4. 45— Carnell Williams, Auburn . . . 2001-04
5. 44— Dalton Hilliard, LSU . . . 1982-85
6. 43— Bo Jackson, Auburn . . . 1982-85
7. 42— Anthony Dixon, Mississippi State . . . 2006-09
42— Mark Ingram, Alabama . . . 2008-10
9. 41— Shaun Alexander, Alabama . . . 1996-99
41— Darren McFadden, Arkansas . . . 2005-07
11. 40— Charles Alexander, LSU . . . 1975-78
12. 38— Marcus Lattimore, South Carolina . . . 2010-12
13. 37— Deuce McAllister, Ole Miss . . . 1997-00
14. 36— Lars Tate, Georgia . . . 1984-87
36— Emmitt Smith, Florida . . . 1987-89
36— Todd Gurley, Georgia . . . 2012-14
17. 35— James Stewart, Tennessee . . . 1991-94
35— Trent Richardson, Alabama . . . 2009-11
19. 34— Johnny Musso, Alabama . . . 1969-71
34— Joe Cribbs, Auburn . . . 1976-79
34— Errict Rhett, Florida . . . 1990-93

LONG TOUCHDOWN PLAYS (RUSHING)

GAME:

1. *99— Kelsey Finch, Tennessee vs. Florida. 1977
*99— Broderick Green, Arkansas vs. Eastern Michigan 2009
3. 98— Stanley Howell, Mississippi State vs. Southern Miss 1979
4. 97— Blondy Black, Mississippi State vs. Duquesne 1942
97— John Avery, Ole Miss vs. Arkansas 1997
6. 96— Emmitt Smith, Florida vs. Mississippi State 1988
96— Chris Anderson, Alabama vs. Temple. 1991
8. 95— Harry Gilmer, Alabama vs. Kentucky 1945
9. 94— Jessie Fatherree, LSU vs. Georgia 1935
94— Sal Nicolo, LSU vs. Rice. 1952

ALL-PURPOSE YARDS

GAME:

1. 429— Moe Williams, Kentucky vs. South Carolina (299 rush, 57 rec., 73 KOR) 1995
2. 376— Kevin Faulk, LSU vs. Houston (246 rush, 8 rec., 16 KOR, 106 PR). 1996
3. 372— Rafael Little, Kentucky vs. Vanderbilt (198 rush, 86 rec., 88 PR). 2005
4. 355— Darren McFadden, Arkansas vs. So.Carolina (321 rush, 4 rec., 30 KOR). 2007
5. 344— Nick Turner, Mississippi State vs. Tennessee (41 rush, 37 rec., 163 KOR, 103 PR). 2003
344— Kwane Doster, Vanderbilt vs. Ole Miss (101 rush, 243 KOR) 2002
7. 338— Josh Reed, LSU vs. Alabama (293 rec., 5 PR, 40 KOR) 2001
8. 331— Craig Yeast, Kentucky vs. Florida (206 rec., 116 KOR, 9 PR) 1998
331— Odell Beckham, Jr., LSU vs. UAB (15 rush, 136 rec., 21 KOR, 59 PR, 100 MFG) 2013
10. 324— Dexter McCluster, Ole Miss vs. Tennessee (282 rush, 42 rec.) 2009

SEASON:

1. 2,396— Randall Cobb, Kentucky (424 rush, 1,017 rec., 219 PR, 736 KOR) 2010
2. 2,374— Tre Mason, Auburn (1,816 rush, 163 rec., 395 KOR) 2013
3. 2,315— Odell Beckham, Jr., LSU (58 rush, 1,152 rec., 160 PR, 845 KR in 13 games) 2013
4. 2,310— Darren McFadden, Arkansas (1,830 rush, 164 rec., 316 KOR) 2007
5. 2,120— Domanick Davis, LSU (931 rush, 130 rec., 499 PR, 560 KOR) 2002
6. 2,109— Kevin Faulk, LSU (1,279 rush, 287 rec., 265 PR, 278 KOR). 1998
7. 2,104— Kevin Faulk, LSU (1,282 rush, 134 rec., 375 PR, 313 KOR) 1996
8. 2,083— Trent Richardson, Alabama (1,679 rush, 338 rec, 66 KOR). 2011
9. 2,067— Herschel Walker, Georgia (1,891 rush, 84 rec., 92 KOR) 1981
10. 2,058— Darren McFadden, Arkansas (1,647 rush, 149 rec., 262 KOR) 2006
11. 2,016— Bobby Humphrey, Alabama (1,471 rush, 201 rec., 344 KOR, 244 PR) 1986
12. 1,992— Mark Ingram, Alabama (1,658 rush, 334 rec.). 2009
13. 1,990— Felix Jones, Arkansas (1,162 rush, 176 rec., 652 KOR). 2007
14. 1,982— Rafael Little, Kentucky (1,045 rush, 449 rec., 355 PR, 133 KOR). 2005
15. 1,961— David Palmer, Alabama (278 rush, 1,000 rec., 439 KOR). 1993
16. 1,941— Warren Norman, Vanderbilt (783 rush, 108 rec., 1,050 KOR). 2009
17. 1,922— Derek Abney, Kentucky (5 rush, 569 rec., 544 PR, 804 KOR) 2002
18. 1,910— Garrison Hearst, Georgia (1,547 rush, 324 rec., 39 KOR) 1992
19. 1,877— Herschel Walker, Georgia (1,752 rush, 89 rec., 36 KOR) 1982
20. 1,860— Josh Reed, LSU (7 rush, 1,740 rec., 5 PR, 108 KOR). 2001

SEASON AVERAGE:

1. 191.7— Kevin Faulk, LSU (1,279 rush, 287 rec., 265 PR, 278 KOR in 11 games). 1998
2. 191.3— Kevin Faulk, LSU (1,282 rush, 134 rec., 375 PR, 313 KOR in 11 games). 1996
3. 191.2— Todd Gurley, Georgia (911 rush, 57 rec., 179 KOR in 6 games). 2014
4. 187.9— Herschel Walker, Georgia (1,891 rush, 84 rec., 92 KOR in 11 games) 1981
5. 184.3— Randall Cobb, Kentucky (424 rush, 1,017 rec., 219 PR, 736 KOR in 13 games) 2010
6. 182.9— Kevin Faulk, LSU (1,144 rush, 93 rec., 192 PR, 217 KOR in 9 games). 1997
7. 180.2— Rafael Little, Kentucky (1,045 rush, 449 rec., 355 PR, 133 KOR in 11 games) 2005
8. 178.1— Odell Beckham, Jr., LSU (58 rush, 1,152 rec., 160 PR, 845 KR in 13 games) 2013
9. 177.7— Darren McFadden, Arkansas (1,830 rush, 164 rec., 316 KOR in 13 games) 2007
10. 173.6— Garrison Hearst, Georgia (1,547 rush, 324 rec., 39 KOR in 11 games) 1992

CAREER:

1. 6,833— Kevin Faulk, LSU (4,557 rush, 600 rec., 832 PR, 844 KOR) 1995-98
2. 5,881— Darren McFadden, Arkansas (4,590 rush, 365 rec., 926 KOR). 2005-07
3. 5,856— Derek Abney, Kentucky (160 rush, 2,339 rec., 1,042 PR, 2,315 KOR) 2000-03
4. 5,749— Herschel Walker, Georgia (5,249 rush, 243 rec., 247 KOR) 1980-82
5. 5,743— Domanick Davis, LSU (2056 rush, 393 rec., 1126 PR, 2168 KOR) 1999-02
6. 5,596— James Brooks, Auburn (3,523 rush, 347 rec., 1,726 KOR) 1977-80
7. 5,393— Errict Rhett, Florida (4,163 rush, 1,230 rec.). 1990-93
8. 5,343— Rafael Little, Kentucky (2,996 rush, 1,324 rec, 854 PR, 169 KOR). 2004-07
9. 5,330— Dennis Johnson, Arkansas (2,036 rush, 510 rec, 2,784 KOR). 2008-12
10. 5,326— Dalton Hilliard, LSU (4,050 rush, 1,133 rec., 143 KOR) 1982-85

CAREER YARDS PER GAME AVERAGE:

1. 174.2— Herschel Walker, Georgia (5,749 yards in 33 games). 1980-82
2. 166.7— Kevin Faulk, LSU (6,833 yards in 41 games) 1995-98
3. 154.8— Darren McFadden, Arkansas (5,881 yards in 38 games) 2005-07
4. 147.3— James Brooks, Auburn (5,596 yards in 38 games) 1977-80
5. 144.1— Todd Gurley, Georgia (4,322 yards in 30 games). 2012-14
6. 141.7— Bobby Humphrey, Alabama (4,958 yards in 35 games) 1985-88
7. 141.6— Emmitt Smith, Florida (4,391 yards in 31 games). 1987-89
8. 137.0— Rafael Little, Kentucky (5,343 yards in 39 games). 2004-07
9. 131.1— Knowshon Moreno, Georgia (3,409 yards in 26 games). 2006-08
10. 129.8— Randall Cobb, Kentucky (4,674 yards in 36 games) 2008-10

RUSHING YARDS BY A QUARTERBACK

SEASON:

1. 1,473— Cam Newton, Auburn (264 rushes) 2010
2. 1,410— Johnny Manziel, Texas A&M (201 rushes). 2012
3. 1,068— Nick Marshall, Auburn (172 rushes). 2013
4. 1,006— Jimmy Sidle, Auburn (185 rushes) 1963
5. 910— Tim Tebow, Florida (217 rushes) 2009
6. 909— Mike Fanuzzi, Kentucky (179 rushes) 1974
7. 895— Tim Tebow, Florida (210 rushes) 2007
8. 870— Andy Johnson, Georgia (174 rushes). 1971
9. 829— Dak Prescott, Mississippi State (134 rushes) 2013
10. 798— Nick Marshall, Auburn (153 rushes). 2014

CAREER:

1. 2,947— Tim Tebow, Florida 2006-09
2. 2,535— Matt Jones, Arkansas 2001-04
3. 2,280— John Bond, Mississippi State 1980-83
4. 2,169— Johnny Manziel, Texas A&M. 2012-13
5. 1,933— Dak Prescott, Mississippi State 2012-Present
6. 1,884— Phil Gargis, Auburn. 1973-76
7. 1,868— Don Smith, Mississippi State 1983-86
8. 1,866— Nick Marshall, Auburn 2013-14
9. 1,799— Andy Johnson, Georgia. 1971-73
10. 1,764— Derrick Ramsey, Kentucky 1975-77

PASSING

ATTEMPTS

GAME:

1. 67— Tim Couch, Kentucky vs. Arkansas (47 comp., 499 yards). 1998
2. 66— John Reaves, Florida vs. Auburn (33 comp., 369 yards) 1969
66— Tim Couch, Kentucky vs. LSU (41 comp., 410 yards) 1997
4. 65— Eric Zeier, Georgia vs. Florida (36 comp., 386 yards). 1993
65— Peyton Manning, Tennessee vs. Florida (37 comp., 492 yards) 1996
6. 62— John Gromos, Vanderbilt vs. Alabama (30 comp., 324 yards). 1989
62— Dusty Bonner, Kentucky vs. Louisville (34 comp., 446 yards) 1999
62— Cory Phillips, Georgia vs. Georgia Tech (36 comp., 413 yards). 2000
62— André Woodson, Kentucky vs. Tennessee (39 comp., 430 yards) 2007
62— Kenny Hill, Texas A&M vs. Mississippi State (37 comp., 365 yards) 2014

SEASON:

1. 559— Jared Lorenzen, Kentucky (321 comp., 3,687 yards). 2000
2. 553— Tim Couch, Kentucky (400 comp., 4,275 yards). 1998
3. 547— Tim Couch, Kentucky (363 comp., 3,884 yards). 1997
4. 519— Erik Ainge, Tennessee (325 comp., 3,522 yards) 2007
5. 518— André Woodson, Kentucky (327 comp., 3,709 yards) 2007
6. 503— Rex Grossman, Florida (287 comp., 3,402 yards) 2002
7. 493— Kurt Page, Vanderbilt (286 comp., 3,178 yards). 1983
8. 481— Eli Manning, Ole Miss (279 comp., 3,401 yards) 2002
9. 477— Peyton Manning, Tennessee (287 comp., 3,819 yards) 1997
10. 465— Dusty Bonner, Kentucky (303 comp., 3,266 yards) 1999
11. 463— Shane Matthews, Florida (275 comp., 3,205 yards) 1992
12. 462— Jay Cutler, Vanderbilt (273 comp., 3,073 yards). 2005
462— John Parker Wilson, Alabama (255 comp., 2,846 yards) 2007
14. 451— Dylan Thompson, South Carolina (270 comp., 3,564 yards). 2014
15. 441— Eli Manning, Ole Miss (275 comp., 3,600 yards) 2003
16. 438— David Greene, Georgia (264 comp., 3,307 yards). 2003
438— Tyler Wilson, Arkansas (277 comp., 3,638 yards). 2011
18. 437— Bo Wallace, Ole Miss (283 comp., 3,356 yards). 2013
19. 434— Johnny Manziel, Texas A&M (295 completions, 3,706 yards). 2012
20. 433— Eric Zeier, Georgia (259 comp., 3,396 yards). 1994

CAREER:

1. 1,514— Jared Lorenzen, Kentucky (862 comp., 10,354 yards). 2000-03
2. 1,478— Aaron Murray, Georgia (921 comp., 13,166 yards) 2010-13
3. 1,458— Chris Leak, Florida (895 comp., 11,213 yards) 2003-06
4. 1,440— David Greene, Georgia (849 comp., 11,528 yards). 2001-04
5. 1,402— Eric Zeier, Georgia (838 comp., 11,153 yards). 1991-94
6. 1,381— Peyton Manning, Tennessee (863 comp., 11,201 yards) 1994-97
7. 1,363— Eli Manning, Ole Miss (829 comp., 10,119 yards) 2000-03
8. 1,278— André Woodson, Kentucky (791 comp., 9,360 yards). 2004-07
9. 1,270— Casey Clausen, Tennessee (775 comp., 9,707 yards). 2000-03
10. 1,242— Jay Cutler, Vanderbilt (710 comp., 8,697 yards). 2002-05
11. 1,231— Stan White, Auburn (659 comp., 8,016 yards). 1990-93
12. 1,210— Erik Ainge, Tennessee (733 comp., 8,700 yards) 2004-07
13. 1,209— Steve Taneyhill, South Carolina (727 comp., 8,555 yards) 1992-95
14. 1,202— Shane Matthews, Florida (722 comp., 9,287 yards) 1989-92
15. 1,186— Bo Wallace, Ole Miss (747 comp., 9534 yards) 2012-14
16. 1,184— Tim Couch, Kentucky (795 comp., 8,435 yards). 1996-98
17. 1,175— John Parker Wilson, Alabama (665 comp., 7,924 yards) 2005-08
18. 1,170— Danny Wuerffel, Florida (708 comp., 10,500 yards). 1993-96
19. 1,163— Tommy Hodson, LSU (674 comp., 9,115 yards) 1986-89
20. 1,156— Greg Zolman, Vanderbilt (596 comp., 7,981 yards). 1998-01

COMPLETIONS

GAME:

1. 47— Tim Couch, Kentucky vs. Arkansas (67 atts., 499 yards) 1998
2. 44— Tim Couch, Kentucky vs. Vanderbilt (53 atts., 492 yards) 1998
44— Kenny Hill, Texas A&M vs. South Carolina (60 atts., 511 yards). 2014
4. 42— Eli Manning, Ole Miss vs. Arkansas (56 atts., 414 yards) 2002
42— Kenny Hill, Texas A&M vs. Ole Miss (53 atts., 401 yards) 2014
6. 41— Tim Couch, Kentucky vs. Georgia (55 atts., 324 yards). 1997
41— Tim Couch, Kentucky vs. LSU (66 atts., 410 yards) 1997
8. 40— Tim Couch, Kentucky vs. Florida (61 atts., 406 yards). 1998
9. 39— Steve Taneyhill, South Carolina vs. East Carolina (58 atts., 451 yards). 1994
39— Tim Couch, Kentucky vs. Mississippi State (61 atts., 349 yards) 1997
39— Jared Lorenzen, Kentucky vs. Georgia (58 atts., 528 yards). 2000
39— André Woodson, Kentucky vs. Tennessee (62 atts., 430 yards). 2007

SEASON:

1. 400— Tim Couch, Kentucky (553 atts., 4,275 yards) 1998

2.	363—	Tim Couch, Kentucky (547 atts., 3,884 yards)	1997
3.	327—	André Woodson, Kentucky (518 atts., 3,709 yards)	2007
4.	325—	Erik Ainge, Tennessee (519 atts., 3,522 yards)	2007
5.	321—	Jared Lorenzen, Kentucky (559 atts., 3,687 yards)	2000
6.	303—	Dusty Bonner, Kentucky (465 atts., 3,266 yards)	1999
7.	300—	Johnny Manziel, Texas A&M (429 atts., 4,114 yards)	2013
8.	295—	Johnny Manziel, Texas A&M (434 atts., 3,706 yards)	2012
9.	287—	Peyton Manning, Tennessee (477 atts., 3,819 yards)	1997
	287—	Rex Grossman, Florida (503 atts., 3,402 yards)	2002
11.	286—	Kurt Page, Vanderbilt (493 atts., 3,178 yards)	1983
12.	283—	Bo Wallace, Ole Miss (437 atts., 3,356 yards)	2013
13.	279—	Eli Manning, Ole Miss (481 atts., 3,401 yards)	2002
14.	277—	Tyler Wilson (438 atts., 3,638 yards)	2011
15.	275—	Shane Matthews, Florida (463 atts., 3,205 yards)	1992
	275—	Eli Manning, Ole Miss (441 atts., 3,600 yards)	2003
17.	273—	Jay Cutler, Vanderbilt (462 atts., 3,073 yards)	2005
18.	270—	Dylan Thompson, South Carolina (451 atts., 3,564 yards)	2014
19.	269—	Eric Zeier, Georgia (425 atts., 3,525 yards)	1993
20.	268—	Mike Hartline, Kentucky (405 atts., 3,178 yards)	2010

CAREER:

1.	921—	Aaron Murray, Georgia (1,478 atts., 13,166 yards)	2010-13
2.	895—	Chris Leak, Florida (1,458 atts., 11,213 yards)	2003-06
3.	863—	Peyton Manning, Tennessee (1,402 atts., 11,201 yards)	1994-97
4.	862—	Jared Lorenzen, Kentucky (1,514 atts., 10,354 yards)	2000-03
5.	849—	David Greene, Georgia (1,440 atts., 11,528 yards)	2001-04
6.	838—	Eric Zeier, Georgia (1,402 atts., 11,153 yards)	1991-94
7.	829—	Eli Manning, Ole Miss (1,363 atts., 10,119 yards)	2000-03
8.	795—	Tim Couch, Kentucky (1,184 atts., 8,435 yards)	1996-98
9.	791—	André Woodson, Kentucky (1,278 atts., 9,360 yards)	2004-07
10.	775—	Casey Clausen, Tennessee (1,270 atts., 9,707 yards)	2000-03
11.	747—	Bo Wallace, Ole Miss (1,186 atts., 9,534 yards)	2012-14
12.	733—	Erik Ainge, Tennessee (1,210 atts., 8,700 yards)	2004-07
13.	727—	Steve Taneyhill, South Carolina (1,209 atts., 8,555 yards)	1992-95
14.	722—	Shane Matthews, Florida (1,202 atts., 9,287 yards)	1989-92
15.	710—	Jay Cutler, Vanderbilt (1,242 atts., 9,953 yards)	2002-05
16.	708—	Danny Wuerffel, Florida (1,170 atts., 10,875 yards)	1993-96
17.	686—	AJ McCarron, Alabama (1,026 atts., 9,019 yards)	2010-13
18.	677—	Rex Grossman, Florida (1,110 atts., 9,164 yards)	2000-02
19.	674—	Tommy Hodson, LSU (1,163 atts., 9,115 yards)	1986-89
20.	665—	John Parker Wilson, Alabama (1,175 atts., 7,924 yards(	2005-08

CONSECUTIVE COMPLETIONS

1.	24—	Tee Martin, Tennessee (1 vs. Alabama, 23 vs. South Carolina)	1998
2.	20—	Kent Austin, Ole Miss (5 vs. Tulane, 15 vs. Tennessee)	1982
	20—	Connor Shaw, South Carolina vs. Missouri	2012
4.	18—	Eli Manning, Ole Miss vs. Murray State	2001
	18—	Tyler Wilson, Arkansas vs. Auburn	2011
6.	17—	Dave Marler, Mississippi State (6 vs. Florida State, 11 vs. Tennessee)	1978
	17—	Rohan Davey, LSU (6 vs. Arkansas, 11 vs. Western Carolina)	2000
	17—	Matt Mauck, LSU (10 vs. Arizona, 7 vs. Western Illinois)	2003
	17—	Chris Leak, Florida (17 vs. Wyoming)	2005
10.	16—	Steve Spurrier, Florida (9 vs. Florida State, 7 vs. N.C. State)	1966
	16—	Stan White, Auburn vs. New Mexico State	1993
	16—	Dusty Bonner, Kentucky vs. Connecticut	1999
	16—	Matt Mauck, LSU (2 vs. Auburn, 14 vs. Louisiana Tech)	2003
	16—	Greg McElroy, Alabama (4 vs. Georgia State, 12 vs. Auburn)	2010

COMPLETION PERCENTAGE

GAME: (Min. 10 comp.)

1.	100.0—	Rohan Davey, LSU vs. Western Carolina (11 of 11)	2000
2.	94.7—	Kent Austin, Ole Miss vs. Tulane (18 of 19)	1982
3.	94.4—	Chris Todd, Auburn vs. Furman (17 of 18)	2009
4.	93.8—	Danny Wuerffel, Florida vs. Georgia Southern (15 of 16)	1996
	93.8—	AJ McCarron, Alabama vs. Georgia State (15 of 16)	2013
6.	92.3—	Jason Campbell, Auburn vs. Western Kentucky (12 of 13)	2004
	92.3—	Greg McElroy, Alabama vs. Georgia State (12 of 13)	2010
8.	91.7—	Nelson Stokley, LSU vs. Mississippi State (11 of 12)	1967
	91.7—	David Rudder, Tennessee vs. Alabama (11 of 12)	1978
	91.7—	Jason Campbell, Auburn vs. Western Carolina (11 of 12)	2002

GAME (Min. 20 comp.)

1.	95.8—	Tee Martin, Tennessee vs. South Carolina (23 of 24)	1998
2.	95.2—	Connor Shaw, South Carolina vs. Missouri (20 of 21)	2012
3.	88.6—	Tim Tebow, Florida vs. Cincinnati (31 of 35)	2010
4.	88.0—	Connor Shaw, South Carolina vs. Wisconsin (22 of 25)	2013
5.	87.5—	Ryan Mallett, Arkansas vs. Tennessee Tech (21 of 24)	2010
6.	87.0—	Eli Manning, Ole Miss vs. Murray State (20 of 23)	2001
	87.0—	David Greene, Georgia vs. Vanderbilt (20 of 23)	2002
8.	86.9—	Bill Ransdell, Kentucky vs. Florida (20 of 23)	1986
9.	86.2—	Zach Mettenberger, LSU vs. Mississippi State (25 of 29)	2013
10.	85.2—	Erik Ainge, Tennessee vs. Memphis (23 of 27)	1995
	85.2—	Ryan Mallett, Arkansas vs. South Carolina (23 of 27)	2009

GAME: (Min. 30 comp.)

1.	88.6—	Tim Tebow, Florida vs. Cincinnati (31 of 35)	2009
2.	86.4—	Steve Taneyhill, South Carolina vs. Mississippi State (38 of 44)	1995
3.	85.0—	Dusty Bonner, Kentucky vs. Connecticut (34 of 40)	1999
4.	83.3—	Johnny Manziel, Texas A&M vs. Mississippi State (30 of 36)	2012
5.	83.0—	Tim Couch, Kentucky vs. Vanderbilt (44 of 53)	1998
6.	79.5—	Rohan Davey, LSU vs. Alabama (35 of 44)	2001
	79.5—	Stephen Garcia, South Carolina vs. Vanderbilt (31 of 39)	2010
	79.5—	Johnny Manziel, Texas A&M vs. Ole Miss (31 of 39)	2013
9.	79.1—	Tim Couch, Kentucky vs. Northeast Louisiana (34 of 43)	1997
10.	79.0—	Aaron Murray, Georgia vs. Kentucky (30 of 38)	2012

SEASON: (Min. 100 comp.)

1.	72.3—	Tim Couch, Kentucky (400 of 553)	1998
2.	70.9—	Greg McElroy, Alabama (222 of 315)	2010
3.	70.7—	Wayne Peace, Florida (174 of 246)	1982
	70.7—	Ben Leard, Auburn (111 of 157)	1999
5.	69.9—	Johnny Manziel, Texas A&M (300 of 429)	2013
6.	68.7—	Austyn Carta-Samuels, Vanderbilt (193 of 281)	2013
	68.7—	Maxwell Smith, Kentucky (103 of 152)	2012
8.	68.0—	Johnny Manziel, Texas A&M (295 of 434)	2012
9.	69.6—	Jason Campbell, Auburn (188 of 270)	2004
10.	67.9—	Hutson Mason, Georgia (188 of 277)	2014

SEASON: (Min. 200 comp.)

1.	72.3—	Tim Couch, Kentucky (400 of 553)	1998
2.	70.9—	Greg McElroy, Alabama (222 of 315)	2010
3.	69.9—	Johnny Manziel, Texas A&M (300 of 429)	2013
4.	68.7—	Austyn Carta-Samuels, Vanderbilt (193 of 281)	2013
5.	68.0—	Johnny Manziel, Texas A&M (295 of 434)	2012
6.	67.8—	JaMarcus Russell, LSU (232 of 342)	2006
	67.8—	Tim Tebow, Florida (213 of 214)	2009
8.	67.7—	Kenny Hill, Texas A&M (214 of 321)	2014
9.	67.5—	Connor Shaw, South Carolina (154 of 228)	2012
10.	67.2—	AJ McCarron, Alabama (211 of 313)	2012
	67.2—	AJ McCarron, Alabama (226 of 336)	2013

COMPLETION PERCENTAGE

CAREER: (Min. 300 comp.)

1.	68.9—	Johnny Manziel, Texas A&M (595 of 863)	2012-13
2.	67.1—	Tim Couch, Kentucky (795 of 1,184)	1996-98
	67.1—	Kenny Hill, Texas A&M (230 of 343)	2014
4.	66.8—	Connor Shaw, South Carolina (300 of 449)	2010-13
5.	66.7—	AJ McCarron, Alabama (460 of 690)	2010-13
6.	66.4—	Tim Tebow, Florida (661 of 995)	2006-09
7.	66.3—	Greg McElroy, Alabama (436 of 658)	2007-10
8.	65.5—	Connor Shaw, South Carolina (480 of 733)	2010-13
9.	65.3—	Dusty Bonner, Kentucky (313 of 479)	1997, 1999
10.	64.6—	Jason Campbell, Auburn (552 of 854)	2001-04
11.	63.0—	Bo Wallace, Ole Miss (747 of 1,186)	2012-14
12.	62.6—	Tyler Wilson, Arkansas (593 of 948)	2008-12
13.	62.5—	Peyton Manning, Tennessee (863 of 1,381)	1994-97
14.	62.3—	Aaron Murray, Georgia (921 of 1,478)	2010-13
15.	61.98—	Jeff Francis, Tennessee (476 of 768)	1985-88
16.	61.95—	Alan Risher, LSU (381 of 615)	1980-82
17.	61.89—	André Woodson, Kentucky (791 of 1,278)	2004-07
18.	61.86—	JaMarcus Russell, LSU (493 of 797)	2004-06
19.	61.6—	Wayne Peace, Florida (610 of 991)	1980-83
	61.6—	Heath Shuler, Tennessee (316 of 513)	1991-93

PASSING EFFICIENCY

CAREER: (Min. 300 comp.)

1.	170.8—	Tim Tebow, Florida (661 of 995)	2006-09
2.	164.1—	Johnny Manziel, Texas A&M (595 for 863)	2012-13
3.	163.6—	Danny Wuerffel, Florida (708 of 1,170)	1993-96
4.	160.3—	AJ McCarron, Alabama (460 of 690)	2010-13
5.	158.6—	Aaron Murray, Georgia (921 of 1,478)	2010-13
6.	158.1—	Ryan Mallett, Arkansas (491 of 814)	2009-10
7.	155.9—	Connor Shaw, South Carolina (480 of 733)	2010-13
8.	155.4—	Greg McElroy, Alabama (436 of 658)	2007-10
9.	148.2—	Jason Campbell, Auburn (552 of 854)	2001-04
10.	147.1—	Peyton Manning, Tennessee (863 of 1,381)	1994-97
11.	146.8—	Rex Grossman, Florida (677 of 1,110)	2000-02
12.	144.0—	Tyler Wilson, Arkansas (593 of 948)	2008-12
13.	142.9—	David Greene, Georgia (849 of 1,440)	2001-04
14.	141.7—	Tim Couch, Kentucky (795 of 1,184)	1996-98
15.	140.8—	Bo Wallace, Ole Miss (747 of 1,186)	2012-14
16.	139.9—	André Woodson, Kentucky (791 of 1,278)	2004-07
17.	139.0—	Casey Clausen, Tennessee (775 of 1,270)	2000-03
18.	138.8—	Nick Marshall, Auburn (320 of 532)	2013-14
19.	137.7—	Eli Manning, Ole Miss (829 of 1363)	2000-03
20.	137.6—	Shane Matthews, Florida (772 of 1,202)	1989-92

YARDS GAINED

GAME:

1.	544—	Eric Zeier, Georgia vs. Southern Miss. (30 of 47)	1993
2.	530—	Tyler Bray, Tennessee vs. Troy (29 of 47)	2012
3.	528—	Jared Lorenzen, Kentucky vs. Georgia (39 of 58)	2000
	528—	Rohan Davey, LSU vs. Alabama (35 of 44)	2001
5.	523—	Peyton Manning, Tennessee vs. Kentucky (25 of 35)	1997
6.	511—	Kenny Hill, Texas A&M vs. South Carolina (44 of 60)	2014
7.	510—	Tyler Wilson, Arkansas vs. Texas A&M (30 of 51)	2011
8.	499—	Tim Couch, Kentucky vs. Arkansas (47 of 67)	1998
9.	498—	Tim Couch, Kentucky vs. Louisville (29 of 39)	1998
10.	492—	Peyton Manning, Tennessee vs. Florida (37 of 65)	1996
	492—	Tim Couch, Kentucky vs. Vanderbilt (44 of 53)	1998
12.	485—	Eric Zeier, Georgia vs. South Carolina (31 of 51)	1994
13.	484—	Scott Hunter, Alabama vs. Auburn (30 of 55)	1969
14.	482—	Tim Tebow, Florida vs. Cincinnati (31 of 35)	2010
15.	476—	Tim Couch, Kentucky vs. Tennessee (35 of 50)	1997
16.	473—	Steve Taneyhill, South Carolina vs. Mississippi State (38 of 44)	1995

17. 466— Derrick Taite, Mississippi State vs. Tulane (21 of 30) . . . 1994
18. 464— Whit Taylor, Vanderbilt vs. Tennessee (29 of 53) . . . 1981
464— Rex Grossman, Florida vs. LSU (22 of 32) . . . 2001
464— Johnny Manziel, Texas A&M vs. Alabama (28 of 39) . . . 2013

SEASON:

1. 4,275— Tim Couch, Kentucky (400 of 553) . . . 1998
2. 4,114— Johnny Manziel, Texas A&M (300 of 429) . . . 2013
3. 3,896— Rex Grossman, Florida (259 of 395) . . . 2001
4. 3,893— Aaron Murray, Georgia (249 of 386) . . . 2012
5. 3,884— Tim Couch, Kentucky (363 of 547) . . . 1997
6. 3,869— Ryan Mallett, Arkansas (266 of 411) . . . 2010
7. 3,819— Peyton Manning, Tennessee (287 of 477) . . . 1997
8. 3,709— André Woodson, Kentucky (327 of 518) . . . 2007
9. 3,706— Johnny Manziel, Texas A&M (295 of 434) . . . 2012
10. 3,687— Jared Lorenzen, Kentucky (321 of 559) . . . 2000
11. 3,638— Tyler Wilson, Arkansas (277 of 438) . . . 2011
12. 3,625— Danny Wuerffel, Florida (207 of 360) . . . 1996
13. 3,624— Ryan Mallett, Arkansas (225 of 403) . . . 2009
14. 3,612— Tyler Bray, Tennessee (268 of 451) . . . 2012
15. 3,600— Eli Manning, Ole Miss (275 of 441) . . . 2003
16. 3,564— Dylan Thompson, South Carolina (270 of 451) . . . 2014
17. 3,525— Eric Zeier, Georgia (269 of 425) . . . 1993
18. 3,522— Erik Ainge, Tennessee (325 of 519) . . . 2007
19. 3,515— André Woodson, Kentucky (264 of 419) . . . 2006
20. 3,487— Blake Sims, Alabama (252of 391) . . . 2014

CAREER:

1.13,166— Aaron Murray, Georgia (921 of 1,478) . . . 2010-13
2.11,528— David Greene, Georgia (849 of 1,440) . . . 2001-04
3.11,213— Chris Leak, Florida (895 of 1,458) . . . 2003-06
4.11,201— Peyton Manning, Tennessee (863 of 1,381) . . . 1994-97
5.11,153— Eric Zeier, Georgia (838 of 1,402) . . . 1991-94
6.10,875— Danny Wuerffel, Florida (708 of 1,170) . . . 1993-96
7.10,354— Jared Lorenzen, Kentucky (862 of 1,514) . . . 2000-03
8.10,119— Eli Manning, Ole Miss (829 of 1,363) . . . 2000-03
9. 9,707— Casey Clausen, Tennessee (774 of 1,269) . . . 2000-03
10. 9,534— Bo Wallace, Ole Miss (747 of 1,186) . . . 2012-14
11. 9,360— André Woodson, Kentucky (791 of 1,278) . . . 2004-07
12. 9,287— Shane Matthews, Florida (722 of 1,202) . . . 1989-92
13. 9,285— Tim Tebow, Florida (661 of 995) . . . 2006-09
14. 9,164— Rex Grossman, Florida (677 of 1,110) . . . 2000-02
15. 9,115— Tommy Hodson, LSU (674 of 1,163) . . . 1986-89
16. 9,019— AJ McCarron, Alabama (686 of 1,026) . . .
17. 8,700— Erik Ainge, Tennessee (733 of 1,210) . . . 2004-07
18. 8,697— Jay Cutler, Vanderbilt (710 of 1,242) . . . 2002-05
19. 8,555— Steve Taneyhill, South Carolina (727 of 1,209) . . . 1992-95
20. 8,435— Tim Couch, Kentucky (795 of 1,184) . . . 1996-98

TOUCHDOWN PASSES

GAME

1. 7— Terry Dean, Florida vs. New Mexico State . . . 1994
7— Tim Couch, Kentucky vs. Indiana . . . 1997
7— Doug Johnson, Florida vs. Central Michigan . . . 1997
7— Tim Couch, Kentucky vs. Louisville . . . 1998
7— Erik Ainge, Tennessee vs. Kentucky . . . 2007
6. 6— Terry Dean, Florida vs. SW Louisiana . . . 1993
6— Danny Wuerffel, Florida vs. Tennessee . . . 1995
6— Eric Kresser, Florida vs. Northern Illinois . . . 1995
6— Danny Wuerffel, Florida vs. Alabama . . . 1996
6— Tim Couch, Kentucky vs. Northeast Louisiana . . . 1997
6— Eli Manning, Ole Miss vs. Arkansas . . . 2001
6— Jared Lorenzen, Kentucky vs. Vanderbilt . . . 2001
6— Chris Leak, Florida vs. South Carolina . . . 2004
6— André Woodson, Kentucky vs. Tennessee . . . 2007

SEASON:

1. 40— André Woodson, Kentucky . . . 2007
2. 39— Danny Wuerffel, Florida . . . 1996
3. 37— Tim Couch, Kentucky . . . 1997
37— Johnny Manziel, Texas A&M . . . 2013
5. 36— Peyton Manning, Tennessee . . . 1997
36— Tim Couch, Kentucky . . . 1998
36— Aaron Murray, Georgia . . . 2012
8. 35— Danny Wuerffel, Florida . . . 1995
35— Aaron Murray, Georgia . . . 2011
10. 34— Rex Grossman, Florida . . . 2001
11. 32— Tim Tebow, Florida . . . 2007
32— Ryan Mallett, Arkansas . . . 2010
13. 31— Eli Manning, Ole Miss . . . 2001
31— Andre' Woodson, Kentucky . . . 2006
31— Erik Ainge, Tennessee . . . 2007
16. 30— Steve Taneyhill, South Carolina . . . 1995
30— Tim Tebow, Florida . . . 2008
30— Ryan Mallett, Arkansas . . . 2009
30— Cam Newton, Auburn . . . 2010
30— AJ McCarron, Alabama . . . 2012

CAREER:

1. 121— Aaron Murray, Georgia . . . 2010-13
2. 114— Danny Wuerffel, Florida . . . 1993-96
3. 89— Peyton Manning, Tennessee . . . 1994-97
4. 88— Chris Leak, Florida . . . 2003-06
88— Tim Tebow, Florida . . . 2006-09
6. 81— Eli Manning, Ole Miss . . . 2000-03
7. 79— André Woodson, Kentucky . . . 2004-07
8. 78— Jared Lorenzen, Kentucky . . . 2000-03
9. 77— Rex Grossman, Florida . . . 2000-02
77— AJ McCarron, Alabama . . . 2010-13
11. 75— Casey Clausen, Tennessee . . . 2000-03
12. 74— Shane Matthews, Florida . . . 1989-92
74— Tim Couch, Kentucky . . . 1996-98
14. 72— David Greene, Georgia . . . 2001-04
72— Erik Ainge, Tennessee . . . 2004-07
16. 69— Tommy Hodson, LSU . . . 1986-89
69— Tyler Bray, Tennessee . . . 2010-12
18. 67— Eric Zeier, Georgia . . . 1991-94
19. 63— Johnny Manziel, Texas A&M . . . 2012-13
20. 62— Doug Johnson, Florida . . . 1996-99
62— Ryan Mallett, Arkansas . . . 2009-10
62— Bo Wallace, Ole Miss . . . 2012-14

INTERCEPTIONS

GAME:

1. 9— John Reaves, Florida vs. Auburn (66 atts.) . . . 1969
2. 8— Zeke Bratkowski, Georgia vs. Georgia Tech (35 atts.) . . . 1951
3. 7— Alex Bowden, Auburn vs. Alabama . . . 1965
4. 6— Johnny Rauch, Georgia vs. Chattanooga . . . 1948
6— Max Stainbrook, Mississippi State vs. Cincinnati (16 atts.) . . . 1949
6— Allan Parks, Auburn vs. Georgia . . . 1951
6— Rick Norton, Kentucky vs. LSU . . . 1965
6— Bernie Scruggs, Kentucky vs. West Virginia . . . 1969
6— Jamie Howard, LSU vs. Auburn . . . 1994
6— Michael Henig, Mississippi State vs. LSU . . . 2007

SEASON:

1. 29— Zeke Bratkowski, Georgia (248 atts.) . . . 1951
29— Kurt Page, Vanderbilt (493 atts.) . . . 1983
3. 23— Zeke Bratkowski, Georgia (224 atts.) . . . 1953
4. 21— Dave Bair, Kentucky (164 atts.) . . . 1967
21— Loran Carter, Auburn (248 atts.) . . . 1968
21— John Reaves, Florida (356 atts.) . . . 1971
21— Jared Lorenzen, Kentucky (559 atts.) . . . 2000
21— Kevin Fant, Mississippi State (351 atts.) . . . 2003
9. 20— Johnny Cook, Georgia . . . 1943
20— John Fourcade, Ole Miss (286 atts.) . . . 1980
20— Randy Jenkins, Kentucky (187 atts.) . . . 1982
20— Jevan Snead, Ole Miss (351 atts.) . . . 2009

CAREER:

1. 68— Zeke Bratkowski, Georgia (734 atts.) . . . 1951-53
2. 59— John Reaves, Florida (1,128 atts.) . . . 1969-71
3. 53— Randy Jenkins, Kentucky (716 atts.) . . . 1979-83
4. 52— Stan White, Auburn (1,231 atts.) . . . 1990-93
5. 47— Jamie Howard, LSU (722 atts.) . . . 1992-95
47— Loran Carter, Auburn (476 atts.) . . . 1966-68
7. 46— Shane Matthews, Florida (1,202 atts.) . . . 1989-92
8. 44— Rick Norton, Kentucky (598 atts.) . . . 1963-65
44— Kurt Page, Vanderbilt (936 atts.) . . . 1981-84
44— Stan White, Auburn (960 atts.) . . . 1990-92

CONSECUTIVE ATTEMPTS WITHOUT INTERCEPTION

1. 325— André Woodson, Kentucky . . . 2006-07
2. 291— AJ McCarron, Alabama . . . 2011-12
3. 214— David Greene, Georgia . . . 2004
4. 203— Tim Tebow, Florida . . . 2008
5. 200— Stewart Patridge, Ole Miss . . . 1997
6. 190— Brodie Croyle, Alabama . . . 2005
7. 184— Tyler Wilson, Arkansas . . . 2011
8. 177— Connor Shaw, South Carolina . . . 2012-13
9. 176— Eric Zeier, Georgia . . . 1993-94
176— David Greene, Georgia . . . 2002-03
11. 170— Quincy Carter, Georgia . . . 1999
12. 168— Eli Manning, Ole Miss . . . 2001
13. 163— Steve Taneyhill, South Carolina . . . 1995
163— Hutson Mason, Georgia . . . 2013-14
15. 159— Patrick Towles, Kentucky . . . 2014
16. 156— Ben Leard, Auburn . . . 1998-99
17. 155— Jay Barker, Alabama . . . 1993-94
18. 153— Andre' Woodson, Kentucky . . . 2004-05
19. 152— Jared Lorenzen, Kentucky . . . 2002
20. 148— Tim Tebow, Florida . . . 2009

RATIO OF ATTEMPTS/INTERCEPTIONS

SEASON: (Min. 100 atts.)

1.1:284.0— Connor Shaw, South Carolina (1 in 284) . . . 2013
2.1:183.0— Maxwell Smith, Kentucky (1 in 183) . . . 2013
3.1:157.0— Ben Leard, Auburn (1 in 157) . . . 1999
4.1:131.0— Daryl Dickey, Tennessee (1 in 131) . . . 1985
5. 1:95.0— Peyton Manning, Tennessee (4 in 380) . . . 1995
6. 1:74.8— David Greene, Georgia (4 in 299) . . . 2004
7. 1:74.5— Tim Tebow, Florida (4 in 298) . . . 2008
8. 1:73.0— Tyler Wilson, Arkansas (6 in 438) . . . 2011
9. 1:71.5— Eric Zeier, Georgia (4 in 286) . . . 1991
10. 1:69.3— Hutson Mason, Georgia (4 in 277) . . . 2014

SEASON: (Min. 200 atts.)

1. 1:284.0— Connor Shaw, South Carolina (1 in 284) . . . 2013
2. 1:95.0— Peyton Manning, Tennessee (4 in 380) . . . 1995
3. 1:81.3— Greg McElroy, Alabama (4 in 325) . . . 2009
4. 1:74.8— David Greene, Georgia (4 in 299) . . . 2004
5. 1:74.5— Tim Tebow, Florida (4 in 298) . . . 2008
6. 1:73.0— Tyler Wilson, Arkansas (6 in 438) . . . 2011
7. 1:71.5— Eric Zeier, Georgia (4 in 286) . . . 1991
8. 1:69.3— Hutson Mason, Georgia (4 in 277) . . . 2014
9. 1:67.8— Brandon Allen, Arkansas (5 in 339) . . . 2014
10. 1:65.6— A.J. McCarron, Alabama (5 in 328) . . . 2011

SEASON: (Min. 300 atts.)

1. 1:104.7— AJ McCarron, Alabama (3 in 314) . . . 2012
2. 1:95.0— Peyton Manning, Tennessee (4 in 380) . . . 1995
3. 1:81.3— Greg McElroy, Alabama (4 in 325) . . . 2009
4. 1:73.0— Tyler Wilson, Arkansas (6 in 438) . . . 2011
5. 1:67.8— Brandon Allen, Arkansas (5 in 339) . . . 2014
6. 1:65.6— A.J. McCarron, Alabama (5 in 328) . . . 2011
7. 1:65.4— Jared Lorenzen, Kentucky (5 in 327) . . . 2002
8. 1:63.3— Quincy Carter, Georgia (6 in 380) . . . 1999
   1:63.3— Chris Leak, Florida (6 in 374) . . . 2005
10. 1:62.0— D.J. Shockley, Georgia (5 in 310) . . . 2005

CAREER: (Min. 200 atts.)

1. 1:86.3— AJ McCarron, Alabama (8 of 690) . . . 2010-13
2. 1:62.2— Tim Tebow, Florida (16 in 995) . . . 2006-09
3. 1:62.0— Hutson Mason, Georgia (7 in 434) . . . 2010-11, 2013-14
4. 1:60.0— Randy Campbell, Auburn (5 in 300) . . . 1982-83
5. 1:56.3— Pat Trammell, Alabama (4 in 225) . . . 1959-61

CAREER: (Min. 400 atts.)

1. 1:86.3— AJ McCarron, Alabama (8 of 690) . . . 2010-13
2. 1:62.2— Tim Tebow, Florida (16 in 995) . . . 2006-09
3. 1:62.0— Hutson Mason, Georgia (7 in 434) . . . 2010-11, 2013-14
4. 1:54.0— Maxwell Smith, Kentucky (9 in 486) . . . 2011-13
5. 1:51.1— André Woodson, Kentucky (25 in 1,278) . . . 2004-07
6. 1:49.2— D.J. Shockley, Georgia (9 in 443) . . . 2002-05
7. 1:46.4— Stewart Patridge, Ole Miss (11 in 510) . . . 1994-97
8. 1:45.8— Connor Shaw, South Carolina (16 in 733) . . . 2010-13
9. 1:45.0— David Greene, Georgia (32 in 1,440) . . . 2001-04
10. 1:43.9— Zach Mettenberger, LSU (15 in 659) . . . 2011-13

CAREER: (Min. 600 atts.)

1. 1:86.3— AJ McCarron, Alabama (8 of 690) . . . 2010-13
2. 1:62.2— Tim Tebow, Florida (16 in 995) . . . 2006-09
3. 1:51.1— André Woodson, Kentucky (25 in 1,278) . . . 2004-07
4. 1:48.2— Johnny Manziel, Texas A&M (22 of 863) . . . 2012-13
5. 1:45.8— Connor Shaw, South Carolina (16 in 733) . . . 2010-13
6. 1:45.0— David Greene, Georgia (32 in 1,440) . . . 2001-04
7. 1:42.8— Ryan Mallett, Arkasnas (19 in 814) . . . 2009-10
8. 1:41.8— Peyton Manning, Tennessee (33 in 1,381) . . . 1994-97
   1:41.8— Dylan Thompson, South Carolina (16 in 669) . . . 2011-14
10. 1:41.0— Patrick Nix, Auburn (16 in 656) . . . 1992-95

LONGEST TOUCHDOWN PASSES

1. 99— Cris Collinsworth to Derrick Gaffney, Florida vs. Rice . . . 1977
   99— Dondrial Pinkins to Troy Williamson, South Carolina vs. Virginia . . . 2003
3. 98— Dondrial Pinkins to Matthew Thomas, South Carolina vs. Ole Miss . . . 2003
   98— Aaron Murray to Reggie Davis, Georgia vs. North Texas . . . 2013
5. 97— Tim Couch to Craig Yeast, Kentucky vs. Florida . . . 1998
6. 96— Eric Kresser to Jacquez Green, Florida vs. Northern Illinois . . . 1995
   96— Kerwin Bell to Ricky Nattiel, Florida vs. Georgia . . . 1984
8. 95— Johnny Manziel to Mike Evans, Texas A&M vs. Alabama . . . 2013
9. 94— Freddie Kitchens to Michael Vaughn, Alabama vs. Florida . . . 1996
   94— Cam Newton to Emory Blake, Auburn vs. ULM . . . 2010
   94— Dylan Thompson to Damiere Byrd, South Carolina vs. UAB . . . 2012

RECEPTIONS

CATCHES

GAME:

1. 19— Josh Reed, LSU vs. Alabama (293 yards) . . . 2001
2. 17— Willie Gosha, Auburn vs. Arkansas (222 yards) . . . 1995
   17— Keith Edwards, Vanderbilt vs. Georgia (141 yards) . . . 1983
4. 16— Craig Yeast, Kentucky vs. Vanderbilt (269 yards) . . . 1998
   16— Earl Bennett, Vanderbilt vs. South Carolina (204 yards) . . . 2005
6. 15— Eric Moulds, Mississippi State vs. Tennessee (183 yards) . . . 1995
   15— Bob Goodridge, Vanderbilt vs. Navy (201 yards) . . . 1967
   15— Carlos Alvarez, Florida vs. Miami (237 yards) . . . 1969
   15— Keith Edwards, Vanderbilt vs. Kentucky (147 yards) . . . 1984
   15— Shannon Mitchell, Georgia vs. Florida (140 yards) . . . 1993
   15— Demarcus Robinson, Florida vs. Kentucky (216 yards) . . . 2014
12. 14— David Smith, Mississippi State vs. Ole Miss (194 yards) . . . 1969
   14— Wendell Davis, LSU vs. Ole Miss (208 yards) . . . 1986
   14— Zola Davis, South Carolina vs. Vanderbilt (206 yards) . . . 1998
   14— Earl Bennett, Vanderbilt vs. Tennessee (167 yards) . . . 2005
   14— Kenny McKinley, South Carolina vs. Tennessee (151 yards) . . . 2007
   14— Tori Gurley, South Carolina vs. Vanderbilt (112 yards) . . . 2010
   14— Malcome Kennedy, Texas A&M vs. South Carolina (137 yards) . . . 2014
19. 13— Joey Kent, Tennessee vs. Arkansas (161 yards) . . . 1995
   13— Barney Poole, Ole Miss vs. Chattanooga (95 yards) . . . 1969
   13— Floyd Franks, Ole Miss vs. Alabama (191 yards) . . . 1969
   13— Brad Gaines, Vanderbilt vs. Georgia (168 yards) . . . 1989
   13— Brad Gaines, Vanderbilt vs. Memphis State (120 yards) . . . 1989
   13— Carl Pickens, Tennessee vs. Notre Dame (163 yards) . . . 1990
   13— Travis McGriff, Florida vs. South Carolina (222 yards) . . . 1998
   13— Jerel Myers, LSU vs. Auburn (153 yards) . . . 1999
   13— Michael Johnson, Georgia vs. Auburn (141 yards) . . . 2002
   13— Earl Bennett, Vanderbilt vs. Kentucky (99 yards) . . . 2005
   13— Earl Bennett, Vanderbilt vs. Florida (157 yards) . . . 2006
   13— Earl Bennett, Vanderbilt vs. Richmond (223 yards) . . . 2007
   13— DJ Hall, Alabama vs. Tennessee (185 yards) . . . 2007
   13— Andre Caldwell, Florida vs. Florida Atlantic (164 yards) . . . 2007
   13— Percy Harvin, Florida vs. Ole Miss (186 yards) . . . 2008
   13— Randall Cobb, Kentucky vs. Tennnessee (116 yards) . . . 2010
   13— Matt Roark, Kentucky vs. Mississippi State (116 yards) . . . 2011
   13— Jarius Wright, Arkansas vs. Texas A&M (281 yards) . . . 2011
   13— Jordan Matthews, Vanderbilt vs. Tennessee (133 yards) . . . 2013

SEASON:

1. 112— Jordan Matthews, Vanderbilt (1,477 yards) . . . 2013
2. 97— Keith Edwards, Vanderbilt (909 yards) . . . 1983
3. 94— Josh Reed, LSU (1,740 yards) . . . 2001
   94— Jordan Matthews, Vanderbilt (1,323 yards) . . . 2012
5. 90— James Whalen, Kentucky (1,019 yards) . . . 1999
   90— Cobi Hamilton, Arkansas (1,335 yards) . . . 2012
7. 88— Carlos Alvarez, Florida (1,329 yards) . . . 1969
   88— Chad Jackson, Florida (900 yards) . . . 2005
   88— Alshon Jeffery, South Carolina (1,517 yards) . . . 2010
10. 85— Craig Yeast, Kentucky (1,311 yards) . . . 1998
11. 84— Randall Cobb, Kentucky (1,107 yards) . . . 2010
12. 82— Mike Evans, Texas A&M (1,105 yards) . . . 2012
13. 82— Earl Bennett, Vanderbilt (1,146 yards) . . . 2006
14. 80— Wendell Davis, LSU (1,244 yards) . . . 1986
15. 79— Bob Goodridge, Vanderbilt (1,114 yards) . . . 1967
   79— Earl Bennett, Vanderbilt (876 yards) . . . 2005
17. 78— Boo Mitchell, Vanderbilt (1,213 yards) . . . 1988
   78— Anthony White, Kentucky (582 yards) . . . 1998
   78— Michael Clayton, LSU (1,079 yards) . . . 2003
   78— Julio Jones, Alabama (1,133 yards) . . . 2010

CAREER:

1. 262— Jordan Matthews, Vanderbilt (3,759 yards) . . . 2010-13
2. 236— Earl Bennett, Vanderbilt (2,852 yards) . . . 2005-07
3. 228— Amari Cooper, Alabama (3,463 yards) . . . 2012-14
4. 208— Craig Yeast, Kentucky (2,899 yards) . . . 1995-98
5. 207— Kenny McKinley, South Carolina (2,781 yards) . . . 2005-08
6. 204— Terrence Edwards, Georgia (3,093 yards) . . . 1999-02
7. 200— Keith Edwards, Vanderbilt (1,757 yards) . . . 1980,82-84
8. 198— Chris Collins, Ole Miss (2,621 yards) . . . 2000-03
9. 197— Derek Abney, Kentucky (2,339 yards) . . . 2000-03
10. 194— Anthony White, Kentucky (1,519 yards) . . . 1996-99
   194— DJ Hall, Alabama (2,923 yards) . . . 2004-07
12. 189— Keenan Burton, Kentucky (2,376 yards) . . . 2003-07
13. 188— Boo Mitchell, Vanderbilt (2,964 yards) . . . 1985-88
14. 185— Andre Caldwell, Florida (2,349 yards) . . . 2004-07
15. 183— Wendell Davis, LSU (2,708 yards) . . . 1984-87
   183— Joey Kent, Tennessee (2,814 yards) . . . 1993-96
   183— Alshon Jeffery, South Carolina (3,042 yards) . . . 2009-11
18. 182— Brice Hunter, Georgia (2,373 yards) . . . 1992-95
   182— Dan Stricker, Vanderbilt (2,880 yards) . . . 1999-02
   182— Michael Clayton, LSU (2,582 yards) . . . 2001-03

YARDS GAINED

GAME:

1. 303— Cobi Hamilton, Arkansas vs. Rutgers (10 catches) . . . 2012
2. 293— Josh Reed, LSU vs. Alabama (19 catches) . . . 2001
3. 287— Mike Evans, Texas A&M vs. Auburn (11 catches) . . . 2013
4. 281— Jarius Wright, Arkansas vs. Texas A&M (13 catches) . . . 2011
5. 279— Mike Evans, Texas A&M vs. Alabama (7 catches) . . . 2013
6. 269— Craig Yeast, Kentucky vs. Vanderbilt (16 catches) . . . 1998
7. 263— Alexander Wright, Auburn vs. Pacific (5 catches) . . . 1989
8. 256— Kelley Washington, Tennessee vs. LSU (11 catches) . . . 2001
9. 249— Ronney Daniels, Auburn vs. Georgia (9 catches) . . . 1999
10. 248— Todd Kinchen, LSU vs. Mississippi State (9 catches) . . . 1991
11. 246— Taylor Jacobs, Florida vs. UAB (8 catches) . . . 2002
12. 237— Carlos Alvarez, Florida vs. Miami (15 catches) . . . 1969
13. 233— Pharoh Cooper, South Carolina vs. Tennessee (11 catches) . . . 2014
14. 228— Danarius Moore, Tennessee vs. South Carolina . . . 2010
15. 225— Johnny Mills, Tennessee vs. Kentucky (7 catches) . . . 1966
16. 223— Earl Bennett, Vanderbilt vs. Richmond (13 catches) . . . 2007
17. 222— Willie Gosha, Auburn vs. Arkansas (17 catches) . . . 1995
   222— Clarence Sevillian, Vanderbilt vs. Tennessee (6 catches) . . . 1992
   222— Travis McGriff, Florida vs. South Carolina (13 catches) . . . 1998
20. 221— Julio Jones, Alabama (12 catches) . . . 2010

SEASON:

1. 1,740— Josh Reed, LSU (94 catches) . . . 2001
2. 1,517— Alshon Jeffery, South Carolina (88 catches) . . . 2010
3. 1,477— Jordan Matthews, Vanderbilt (112 catches) . . . 2013
4. 1,394— Mike Evans, Texas A&M (69 catches) . . . 2013
5. 1,357— Travis McGriff, Florida (70 catches) . . . 1998
6. 1,335— Cobi Hamilton, Arkansas (90 catches) . . . 2012
7. 1,329— Carlos Alvarez, Florida (88 catches) . . . 1969
8. 1,323— Jordan Matthews, Vanderbilt (94 catches) . . . 2013
9. 1,311— Craig Yeast, Kentucky (85 catches) . . . 1998
10. 1,298— Robert Meachem, Tennessee (71 catches) . . . 2006

11. 1,293— Reidel Anthony, Florida (72 catches) . . . 1996
12. 1,244— Wendell Davis, LSU (80 catches) . . . 1986
13. 1,213— Boo Mitchell, Vanderbilt (78 catches) . . . 1988
14. 1,193— Jarvis Landry, LSU (77 catches) . . . 2013
15. 1,191— Jabar Gaffney, Florida (67 catches) . . . 2001
16. 1,184— Jabar Gaffney, Florida (71 catches) . . . 2000
17. 1,170— Marcus Nash, Tennessee (76 catches) . . . 1997
18. 1,156— Darrell Jackson, Florida (67 catches) . . . 1999
19. 1,152— Odell Beckham, Jr., LSU (59 catches) . . . 2013
20. 1,146— Earl Bennett, Vanderbilt (82 catches) . . . 2006

CAREER:

1. 3,759— Jordan Matthews, Vanderbilt (262 catches) . . . 2010-13
2. 3,463— Amari Cooper, Alabama (228 catches) . . . 2012-14
3. 3,093— Terrence Edwards, Georgia (204 catches) . . . 1999-02
4. 3,042— Alshon Jeffery, South Carolina (183 catches) . . . 2009-11
5. 3,001— Josh Reed, LSU (167 catches) . . . 1999-01
6. 2,964— Boo Mitchell, Vanderbilt (188 catches) . . . 1985-88
7. 2,934— Jarius Wright, Arkansas (168 catches) . . . 2008-11
8. 2,923— DJ Hall, Alabama (194 catches) . . . 2004-07
9. 2,899— Craig Yeast, Kentucky (208 catches) . . . 1995-98
10. 2,884— Fred Gibson, Georgia (161 catches) . . . 2001-04
11. 2,880— Dan Stricker, Vanderbilt (182 catches) . . . 1999-02
12. 2,879— Anthony Lucas, Arkansas (137 catches) . . . 1995-99
13. 2,854— Cobi Hamilton, Arkansas (175 catches) . . . 2008-12
14. 2,852— Earl Bennett, Vanderbilt (236 catches) . . . 2005-07
15. 2,814— Joey Kent, Tennessee (183 catches) . . . 1993-96
16. 2,781— Kenny McKinley, South Carolina (207 catches) . . . 2005-08
17. 2,708— Wendell Davis, LSU (183 catches) . . . 1984-87
18. 2,653— Julio Jones, Alabama (179 catches) . . . 2008-10
19. 2,646— Shay Hodge, Ole Miss (173 catches) . . . 2006-09
20. 2,625— Eric Martin, LSU (152 catches) . . . 1981-84

YARDS PER GAME

SEASON:

1. 145.0— Josh Reed, LSU (1,740 in 12 games) . . . 2001
2. 132.9— Carlos Alvarez, Florida (1,329 in 10 games) . . . 1969
3. 123.4— Travis McGriff, Florida (1,357 in 11 games) . . . 1998
4. 119.2— Craig Yeast, Kentucky (1,311 in 11 games) . . . 1998
5. 113.6— Jordan Matthews, Vanderbilt (1,477 in 13 games) . . . 2013
6. 113.1— Wendell Davis, LSU (1,244 in 11 games) . . . 1986
7. 111.4— Bob Goodridge, Vanderbilt (1,114 in 10 games) . . . 1967
8. 111.3— Cobi Hamilton, Arkansas (1,335 in 12 games) . . . 2012
9. 110.3— Boo Mitchell, Vanderbilt (1,213 in 11 games) . . . 1988
10. 108.4— Alshon Jeffery, South Carolina (1,517 in 14 games) . . . 2010
11. 108.3— Jabar Gaffney, Florida (1,191 in 11 games) . . . 2001
12. 107.8— Reidel Anthony, Florida (1,293 in 12 games) . . . 1996
13. 107.2— Mike Evans, Texas A&M (1,394 in 13 games) . . . 2013
14. 105.1— Terry Beasley, Auburn (1,051 in 10 games) . . . 1970
15. 102.5— Josh Reed, LSU (1,l27 in 11 games) . . . 2000
16. 101.8— Jordan Matthews, Vanderbilt (1,323 in 13 games) . . . 2012
17. 100.4— Anthony Lucas, Arkansas (1,004 in 10 games) . . . 1998
18. 99.8— Robert Meachem, Tennessee (1,298 in 13 games) . . . 2006
19. 98.7— Jabar Gaffney, Florida (1,184 in 12 games) . . . 2000
20. 98.2— Joey Kent, Tennessee (1,080 in 11 games) . . . 1996

CAREER:

1. 103.3— Jabar Gaffney, Florida (2,375 in 23 games) . . . 2000-01
2. 96.8— Josh Reed, LSU (3,001 in 31 games) . . . 1999-01
3. 96.0— Mike Evans, Texas A&M (2,495 in 26 games) . . . 2012-13
4. 85.8— Kelley Washington, Tennessee (1,453 in 17 games) . . . 2001-02
5. 83.9— Terry Beasley, Auburn (2,507 in 30 games) . . . 1969-71
6. 82.6— Carlos Alvarez, Florida (2,563 in 31 games) . . . 1969-71
7. 81.5— Earl Bennett, Vanderbilt (2,852 in 35 games) . . . 2005-07
8. 76.1— Alshon Jeffery, South Carolina (3,042 in 40 games) . . . 2009-11
9. 75.3— Dan Stricker, Vanderbilt (2,260 in 30 games) . . . 1999-02
10. 74.8— David Smith, Mississippi State (2,168 in 29 games) . . . 1968-70

YARDS PER CATCH

GAME: (Min. 5 catches)

1. 52.6— Alexander Wright, Auburn vs. Pacific (5 for 263) . . . 1989
2. 42.0— Troy Williamson, South Carolina vs. South Florida (5 for 210) . . . 2004
3. 41.2— Sammie Coates, Auburn vs. Alabama (5 for 206) . . . 2014
4. 40.2— Carlos Carson, LSU vs. Rice (5 for 201) . . . 1977
   40.2— Devery Henderson, LSU vs. Kentucky (5 for 201) . . . 2002
6. 40.0— Pat Coleman, Ole Miss vs. Arkansas State (5 for 200) . . . 1989
7. 39.9— Mike Evans, Texas A&M vs. Alabama (7 for 279) . . . 2013
8. 38.0— Marcus Robinson, South Carolina vs. Mississippi State (5 for 190) . . . 1996
   38.0— Denarius Moore, Tennessee vs. South Carolina . . . 2010
10. 37.0— Clarence Sevillian, Vanderbilt vs. Tennessee (6 for 222) . . . 1992

GAME: (Min. 10 catches)

1. 30.3— Cobi Hamilton, Arkansas vs. Rutgers (10 for 303) . . . 2012
2. 26.1— Mike Evans, Texas A&M vs. Auburn (11 for 287) . . . 2013
3. 23.3— Kelley Washington, Tennessee vs. LSU (11 for 256) . . . 2001

SEASON: (Min. 25 catches)

1. 29.3— Bucky Curtis, Vanderbilt (27 for 791) . . . 1950
2. 25.0— Danny Knight, Mississippi State (37 for 924) . . . 1982
3. 24.9— Freddy Weygand, Auburn (32 for 796) . . . 1984
4. 24.3— Tony Burks, Mississippi State (35 for 850) . . . 2006
5. 23.5— Larry Seiple, Kentucky (27 for 635) . . . 1966
6. 23.3— Anthony Lucas, Arkansas (43 for 1,004) . . . 1998
7. 22.6— Tavarres King, Georgia (42 for 950) . . . 2012
8. 22.3— Ozzie Newsome, Alabama (36 for 804) . . . 1977
   22.3— Andy Hamilton, LSU (39 for 870) . . . 1970
10. 22.2— Anthony Lucas, Arkansas (37 for 822) . . . 1999

SEASON: (Min. 50 catches)

1. 20.5— Eric Martin, LSU (52 for 1,064) . . . 1983
2. 20.2— Terry Beasley, Auburn (52 for 1,051) . . . 1970
   20.2— Mike Evans, Texas A&M (69 for 1,394) . . . 2013
4. 19.5— Odell Beckham, Jr., LSU (59 of 1,152) . . . 2013
5. 19.4— Travis McGriff, Florida (70 for 1,357) . . . 1998
6. 19.2— Marcus Monk, Arkansas (50 for 962) . . . 2006
7. 19.1— Ronney Daniels, Auburn (56 for 1,068) . . . 1999
8. 18.6— Jack Jackson, Florida (51 for 949) . . . 1993
9. 18.5— Josh Reed, LSU (94 for 1,740) . . . 2001
10. 18.3— Robert Meachem, Tennessee (71 for 1,298) . . . 2006

SEASON: (Min. 75 catches)

1. 18.5— Josh Reed, LSU (94 for 1,740) . . . 2001
2. 17.2— Alshon Jeffery, South Carolina (88 for 1,517) . . . 2010
3. 15.6— Wendell Davis, LSU (80 for 1,244) . . . 1986
   15.6— Boo Mitchell, Vanderbilt (78 for 1,213) . . . 1988
5. 15.4— Craig Yeast, Kentucky (85 for 1,311) . . . 1998
   15.4— Marcus Nash, Tennessee (76 for 1,170 yards) . . . 1997
7. 15.3— Joey Kent, Tennessee (69 for 1,055) . . . 1995
8. 15.1— Carlos Alvarez, Florida (88 for 1,329) . . . 1969
9. 14.5— Julio Jones, Alabama (78 for 1,133) . . . 2010
10. 14.1— Bob Goodridge, Vanderbilt (79 for 1,114) . . . 1967

CAREER: (Min. 50 catches)

1. 24.5— Bucky Curtis, Vanderbilt (61 for 1,496) . . . 1947-50
2. 23.6— Alexander Wright, Auburn (56 for 1,320) . . . 1986-89
3. 22.7— Wayne Wheeler, Alabama (55 for 1,246) . . . 1971-73
4. 21.9— Danny Knight, Mississippi State (81 for 1,773) . . . 1980-83
5. 21.4— Sammie Coates, Auburn (82 for 1,757) . . . 2012-14

CAREER: (Min. 100 catches)

1. 21.0— Anthony Lucas, Arkansas (137 for 2,879) . . . 1995-99
2. 20.3— Ozzie Newsome, Alabama (102 for 2,070) . . . 1974-77
3. 20.1— Willie Green, Ole Miss (113 for 2,274) . . . 1986-89
4. 20.0— Andy Hamilton, LSU (100 for 1,995) . . . 1969-71
5. 19.3— Jacquez Green, Florida (113 for 2,181) . . . 1995-97
6. 19.1— Mardye McDole, Mississippi State (116 for 2,214) . . . 1977-80
   19.1— Tavarres King, Georgia (126 for 2,602) . . . 2008-12
8. 18.8— Joey Kent, Tennessee (150 for 2,814) . . . 1994-96
9. 18.0— Reidel Anthony, Florida (126 for 2,274) . . . 1994-96
10. 17.9— Josh Reed, LSU (167 for 3,001) . . . 1999-01
    17.9— Fred Gibson, Georgia (161 for 2,884) . . . 2001-04
    17.9— Denarius Moore, Tennessee (112 for 2,004) . . . 2007-10

TOUCHDOWN CATCHES

GAME:

1. 5— Carlos Carson, LSU vs. Rice . . . 1977
   5— Earl Bennett, Vanderbilt vs. Kentucky . . . 2005
   5— Sidney Rice, South Carolina vs. Florida Atlantic . . . 2006
4. 4— Ike Hilliard, Florida vs. Tennessee . . . 1995
   4— Al Bruno, Kentucky vs. North Dakota . . . 1950
   4— Buck Martin, Georgia Tech vs. Auburn . . . 1951
   4— Allama Matthews, Vanderbilt vs. Virginia Tech . . . 1982
   4— Alexander Wright, Auburn vs. Pacific . . . 1989
   4— Tony Moss, LSU vs. Ohio . . . 1989
   4— Jack Jackson, Florida vs. New Mexico State . . . 1994
   4— Craig Yeast, Kentucky vs. Indiana . . . 1997
   4— James Whalen, Kentucky vs. Georgia . . . 1999
   4— Mike Evans, Texas A&M vs. Auburn . . . 2013
   4— Dorial Green-Beckham, Missouri vs. Kentucky . . . 2013

SEASON:

1. 18— Reidel Anthony, Florida (12 games) . . . 1996
2. 17— Chris Doering, Florida (12 games) . . . 1995
3. 16— Amari Cooper, Alabama (14 games) . . . 2014
4. 15— Ike Hilliard, Florida (11 games) . . . 1995
   15— Jack Jackson, Florida (12 games) . . . 1994
6. 14— Allama Matthews, Vanderbilt (11 games) . . . 1982
   14— Craig Yeast, Kentucky (11 games) . . . 1998
   14— Jabar Gaffney, Florida (12 games) . . . 2000
9. 13— Jabar Gaffney, Florida (11 games) . . . 2001
   13— Sidney Rice, South Carolina (11 games) . . . 2005
   13— Steve Johnson, Kentucky (13 games) . . . 2007
   13— Josh Reynolds, Texas A&M (13 games) . . . 2014
13. 12— Carlos Alvarez, Florida (10 games) . . . 1969
    12— Terry Beasley, Auburn (10 games) . . . 1971
    12— Carl Parker, Vanderbilt (11 games) . . . 1987
    12— Cedrick Wilson, Tennessee (11 games) . . . 2000
    12— Dwayne Bowe, LSU (13 games) . . . 2006
    12— Keenan Burton, Kentucky (13 games) . . . 2006
    12— Jarius Wright, Arkansas (12 games) . . . 2011
    12— Mike Evans, Texas A&M (13 games) . . . 2013
    12— Dorial Green-Beckham, Missouri (14 games) . . . 2013
    12— Bud Sasser, Missouri (14 games) . . . 2014

CAREER:

1. 31— Chris Doering, Florida (40 games) . . . 1992-95
   31— Amari Cooper, Alabama (40 games) . . . 2012-14
3. 30— Terrence Edwards, Georgia (45 games) . . . 1999-02
4. 29— Ike Hilliard, Florida (32 games) . . . 1994-96

	29—	Terry Beasley, Auburn (30 games)	1969-71
	29—	Jack Jackson, Florida (38 games)	1992-94
7.	28—	Craig Yeast, Kentucky (43 games)	1995-98
8.	27—	Jabar Gaffney, Florida (23 games)	2000-01
	27—	Marcus Monk, Arkansas (43 games)	2004-07
10.	26—	Reidel Anthony, Florida (33 games)	1994-96
	26—	Dwayne Bowe, LSU (42 games)	2003-06
12.	25—	Joey Kent, Tennessee (44 games)	1993-96
	25—	Keenan Burton, Kentucky (46 games)	2003-07
	25—	Brandon Lafell, LSU (50 games)	2006-09
15.	24—	Willie Jackson, Florida (37 games)	1990-93
	24—	Cedrick Wilson, Tennessee (46 games)	1997-00
	24—	Chris Collins, Ole Miss (48 games)	2000-03
	24—	Marcus Monk, Arkansas (36 games)	2004-06
	24—	Jarius Wright, Arkansas (50 games)	2008-11
	24—	Jordan Matthews, Vanderbilt (51 games)	2010-13

SCORING

MOST POINTS

GAME:

1.	42—	Showboat Boykin, Ole Miss vs. Mississippi State (7 TDs)	1951
2.	36—	Madre Hill, Arkansas vs. South Carolina (6 TDs)	1995
	36—	Carnell Williams, Auburn vs. Mississippi State (6 TDs)	2003
	36—	Trey Burton, Florida vs. Kentucky (6 TDs)	2010
5.	30—	Bob Davis, Kentucky vs. Maryville (5 TDs)	1936
	30—	Bob Davis, Kentucky vs. Washington & Lee (5 TDs)	1937
	30—	Carlos Carson, LSU vs. Rice (5 TDs)	1977
	30—	Frank Mordica, Vanderbilt vs. Air Force (5 TDs)	1978
	30—	Joe Cribbs, Auburn vs. Vanderbilt (5 TDs)	1978
	30—	Robert Edwards, Georgia vs. South Carolina (5 TDs)	1995
	30—	Kevin Faulk, LSU vs. Kentucky (5 TDs)	1997
	30—	Shaun Alexander, Alabama vs. Brigham Young (5 TDs)	1998
	30—	Earl Bennett, Vanderbilt vs. Kentucky (5 TDs)	2005
	30—	Sidney Rice, South Carolina vs. Florida Atlantic (5 TDs)	2006
	30—	Tim Tebow, Florida vs. South Carolina (5 TDs)	2007
	30—	Washaun Ealey, Georgia vs. Kentucky (5 TDs)	2010

SEASON:

1.	150—	Tre Mason, Auburn (25 TDs)	2013
2.	147—	Colt David, LSU (1 TD, 26 FGs, 63 PATs)	2007
3.	144—	Trent Richardson, Alabama (24 TDs)	2011
	144—	Shaun Alexander, Alabama (24 TDs)	1999
5.	138—	Tim Tebow, Florida (23 TDs)	2007
6.	132—	Leigh Tiffin, Alabama (30 FG, 136 PATs)	2009
7.	131—	Billy Bennett, Georgia (31 FGs, 38 PATs)	2003
8.	130—	Billy Bennett, Georgia (26 FGs, 52 PATs)	2002
9.	126—	Garrison Hearst, Georgia (21 TDs)	1992
	126—	Cam Newton, Auburn (21 TDs)	2010
	126—	Johnny Manziel, Texas A&M (21 TDs)	2012
12.	124—	Jonathan Nichols, Ole Miss (25 FGs, 49 PATs)	2003
13.	123—	Wes Byrum, Auburn (17 FGs, 72 PATs)	2010
14.	120—	Jackie Parker, Mississippi State (16 TDs, 24 PATs)	1952
	120—	Herschel Walker, Georgia (20 TDs)	1981
	120—	Reggie Cobb, Tennessee (20 TDs)	1987
	120—	Mark Ingram, Alabama (20 TDs)	2009
	120—	Andrew Baggett, Missouri (18 FG, 66 PAT)	2013
18.	118—	Zach Hocker, Arkasnas (21 FGs, 55 PATs)	2011
19.	115—	Daniel Lincoln, Tennessee (21 FGs, 52 PATs)	2007
	115—	Jeremy Shelly, Alabama (21 FGs, 52 PATs)	2011
	115—	Marshall Morgan, Georgia (16 FGs, 67 PATs)	2014

CAREER:

1.	412—	Blair Walsh, Georgia (184 PATs, 76 FGs, 53 games)	2008-11
2.	409—	Billy Bennett, Georgia (148 PAT, 87 FGs, 50 games)	2000-03
3.	385—	Leigh Tiffin, Alabama (83 FGs, 136 PATs)	2006-09
4.	371—	Jeff Hall, Tennessee (188 PAT, 61 FGs, 46 games)	1995-98
5.	369—	Colt David, LSU (201 PATs, 54 FGs, 1 TD, 52 games)	2005-08
6.	368—	Jeff Chandler, Florida (67 FGs, 167 PATs, 46 games)	1997-01
7.	363—	Wes Byrum, Auburn (60 FGs, 183 PATs, 51 games)	2007-10
8.	354—	Zach Hocker, Arkansas (61 FGs, 171 PATs, 50 games)	2010-13
9.	353—	Kevin Butler, Georgia (122 PAT, 77 FGs, 44 games)	1981-84
10.	345—	Philip Doyle, Alabama (105 PAT, 78 FGs, 1 TD, 43 games)	1987-90
11.	344—	Jonathan Nichols, Ole Miss (63 FGs, 155 PATs, 48 games)	2001-04
12.	342—	Tim Tebow, Florida (57 TDs, 55 games)	2006-09
13.	326—	Michael Proctor, Alabama (131 PAT, 65 FGs, 47 games)	1992-95
14.	325—	James Wilhoit, Tennessee (148 PAT, 59 FGs, 50 games)	2003-06
15.	318—	Kevin Faulk, LSU (53 TDs, 41 games)	1995-98
16.	317—	John Becksvoort, Tennessee (161 PAT, 52 FGs, 41 games)	1991-94
17.	314—	Herschel Walker, Georgia (52 TDS, 1 two-point, 33 games)	1980-82
	314—	Fuad Reveiz, Tennessee (101 PAT, 71 FGs, 44 games)	1981-84
19.	312—	John Vaughn, Auburn (50 FGs, 162 PATs, 48 games)	2003-06
	312—	Van Tiffin, Alabama (59 FGs, 135 PATs, 44 games)	1983-86

MOST TOUCHDOWNS

GAME:

1.	*7—	Showboat Boykin, Ole Miss vs. Mississippi State (NCAA record)	1951
2.	6—	Madre Hill, Arkansas vs. South Carolina	1995
	6—	Carnell Williams, Auburn vs. Mississippi State	2003
	6—	Trey Burton, Florida vs. Kentucky	2010
5.	5—	Robert Edwards, Georgia vs. South Carolina	1995
	5—	Bob Davis, Kentucky vs. Maryville	1936
	5—	Bob Davis, Kentucky vs. Washington & Lee	1937
	5—	Carlos Carson, LSU vs. Rice	1977
	5—	Frank Mordica, Vanderbilt vs. Air Force	1978
	5—	Joe Cribbs, Auburn vs. Vanderbilt	1978
	5—	Kevin Faulk, LSU vs. Kentucky	1997
	5—	Shaun Alexander, Alabama vs. Brigham Young	1998
	5—	Sidney Rice, South Carolina vs. Florida Atlantic	2006
	5—	Tim Tebow, Florida vs. South Carolina	2007
	5—	Washaun Ealy, Georgia vs. Kentucky	2010

SEASON:

1.	25—	Tre Mason, Auburn	2013
2.	24—	Shaun Alexander, Alabama	1999
	24—	Trent Richardson, Alabama	2011
4.	23—	Tim Tebow, Florida	2007
5.	21—	Garrison Hearst, Georgia	1992
	21—	Cam Newton, Auburn	2010
	21—	Johnny Manziel, Texas A&M	2012
8.	20—	Herschel Walker, Georgia	1981
	20—	Reggie Cobb, Tennessee	1987
	20—	Mark Ingram, Alabama	2009
11.	19—	LaBrandon Toefield, LSU	2001
	19—	Marcus Lattimore, South Carolina	2010
	19—	Eddie Lacy, Alabama	2012
14.	18—	Tommy Durrance, Florida	1969
	18—	Tim Worley, Georgia	1988
	18—	Siran Stacy, Alabama	1989
	18—	Reidel Anthony, Florida	1996
	18—	Knowshon Moreno, Georgia	2008
	18—	Charles Scott, LSU	2008
	18—	Todd Gurley, Georgia	2012

CAREER:

1.	57—	Tim Tebow, Florida (55 games)	2006-09
2.	53—	Kevin Faulk, LSU (41 games)	1995-98
3.	52—	Herschel Walker, Georgia (33 games)	1980-82
4.	50—	Dalton Hilliard, LSU (44 games)	1982-85
5.	50—	Shaun Alexander, Alabama (41 games)	1996-99
6.	46—	Anthony Dixon, Mississippi State (47 games)	2006-09
	46—	Carnell Williams, Auburn (42 games)	2001-04
	46—	Mark Ingram, Alabama (39 games)	2008-10
9.	45—	Bo Jackson, Auburn (38 games)	1982-85
10.	44—	Todd Gurley, Georgia (30 games)	2012-14
11.	42—	Charles Alexander, LSU (44 games)	1975-78
12.	41—	Deuce McAllister, Ole Miss (43 games)	1997-00
	41—	Darren McFadden, Arkansas (38 games)	2005-07
	41—	Marcus Lattimore, South Carolina (29 games)	2010-12
15.	40—	Bobby Humphrey, Alabama (35 games)	1985-88
16.	39—	Stanley Morgan, Tennessee (44 games)	1973-76
	39—	James Stewart, Tennessee (44 games)	1991-94
18.	38—	Johnny Musso, Alabama (30 games)	1969-71
19.	37—	Lars Tate, Georgia (42 games)	1984-87
	37—	Emmitt Smith, Florida (31 games)	1987-89
	37—	Randall Cobb, Kentucky (36 games)	2008-10

FIELD GOAL ATTEMPTS

GAME:

1.	7—	Al Del Greco, Auburn vs. Kentucky (made 6)	1982
	7—	Doug Pelfrey, Kentucky vs. Mississippi State (made 5)	1992
	7—	Jeremy Shelley, Alabama vs. LSU, BCS Championship Game (made 5)	2011
4.	6—	John Riley, Auburn vs. Kentucky (made 4)	1968
	6—	Alan Duncan, Tennessee vs. Kentucky (made 5)	1978
	6—	Rex Robinson, Georgia vs. Georgia Tech (made 3)	1979
	6—	Bobby Raymond, Florida vs. Florida State (made 6)	1983
	6—	Bobby Raymond, Florida vs. Kentucky (made 6)	1984
	6—	David Browndyke, LSU vs. Ole Miss (made 4)	1986
	6—	Philip Doyle, Alabama vs. SW Louisiana (made 6)	1990
	6—	Kanon Parkman, Georgia vs. Florida (made 4)	1993
	6—	Billy Bennett, Georgia vs. Georgia Tech (made 6)	2001
	6—	Jonathan Nichols, Ole Miss vs. Texas Tech (made 6)	2003
	6—	John Vaughn, Auburn vs. LSU (made 1)	2005
	6—	Blair Walsh, Georgia vs. Vanderbilt (made 4)	2011

SEASON:

1.	38—	Billy Bennett, Georgia (made 31)	2003
2.	35—	Leigh Tiffin, Alabama (made 30)	2009
	35—	Blair Walsh, Georgia (made 21)	2011
4.	34—	Leigh Tiffin, Alabama (made 25)	2007
5.	33—	Billy Bennett, Georgia (made 26)	2002
	33—	Colt David, LSU (made 26)	2007
7.	31—	Fuad Reveiz, Tennessee (made 27)	1982
	31—	Philip Doyle, Alabama (made 19)	1988
9.	30—	Ryan Succop, South Carolina (made 20)	2008
	30—	Caleb Sturgis, Florida (made 22)	2009

CAREER:

1.	111—	Leigh Tiffin, Alabama (83 made)	2006-09
2.	110—	Billy Bennett, Georgia (made 87)	2000-03
3.	105—	Philip Doyle, Alabama (made 78)	1987-90
4.	103—	Blair Wash, Georgia (made 76)	2008-11
5.	98—	Kevin Butler, Georgia (made 77)	1981-84
6.	95—	Fuad Reveiz, Tennessee (made 71)	1981-84
7.	91—	Michael Proctor, Alabama (made 65)	1992-95
8.	89—	Jeff Hall, Tennessee (made 61)	1995-98
9.	88—	Van Tiffin, Alabama (made 59)	1983-86
	88—	Caleb Sturgis, Florida (made 70)	2008-12

FIELD GOALS MADE

GAME:

1.	6—	Al Del Greco, Auburn vs. Kentucky (7 atts.)	1982
	6—	Bobby Raymond, Florida vs. Florida State (6 atts.)	1983
	6—	Bobby Raymond, Florida vs. Kentucky (6 atts.)	1984
	6—	Philip Doyle, Alabama vs. SW Louisiana (6 atts.)	1990
	6—	Billy Bennett, Georgia vs. Georgia Tech (6 atts.)	2001
	6—	Jonathan Nichols, Ole Miss vs. Texas Tech (6 atts.)	2003
7.	5—	Brian Clark, Florida vs. Ole Miss (5 atts.)	1980
	5—	Jorge Portela, Auburn vs. Florida (5 atts.)	1977
	5—	Alan Duncan, Tennessee vs. Kentucky (6 atts.)	1978
	5—	Fuad Reveiz, Tennessee vs. Memphis State (5 atts.)	1982
	5—	Fuad Reveiz, Tennessee vs. Kentucky (5 atts.)	1982
	5—	Brian Lee, Ole Miss vs. Tulane (5 atts.)	1991
	5—	Doug Pelfrey, Kentucky vs. Mississippi State (7 atts.)	1992
	5—	Scott Etheridge, Auburn vs. LSU (5 atts.)	1992
	5—	Jaret Holmes, Auburn vs. UAB (5 atts.)	1996
	5—	Brian Hazelwood, Mississippi State vs. Arkansas (5 atts.)	1998
	5—	Alex Walls, Tennessee vs. Florida (5 atts.)	2000
	5—	Spencer Lanning, South Carolina vs. Georgia (5 atts.)	2009
	5—	Leigh Tiffin, Alabama at Ole Miss (5 atts.)	2009
	5—	Derek DePasquale, Mississippi State vs. UAB (5 atts.)	2010
	5—	Bryson Rose, Ole Miss vs. Louisiana-Lafayette (5 atts.)	2010
	5—	Jeremy Shelley, Alabama vs. LSU, BCS Championship Game	2011
	5—	Andrew Baggett, Missouri vs. Florida	2013
	5—	Daniel Carlson, Auburn vs. Alabama	2014

FIELD GOALS MADE

SEASON:

1.	31—	Billy Bennett, Georgia (38 atts.)	2003
2.	30—	Leigh Tiffin, Alabama (35 atts.)	2009
3.	27—	Fuad Reveiz, Tennessee (31 atts.)	1982
4.	26—	Billy Bennett, Georgia (33 atts.)	2002
	26—	Colt David, LSU (33 atts.)	2007
6.	25—	Jonathan Nichols, Ole Miss (29 atts.)	2003
	25—	Leigh Tiffin, Alabama (34 atts.)	2007
8.	24—	Carlos Reveiz, Tennessee (28 atts.)	1985
	24—	Philip Doyle, Alabama (29 atts.)	1990
	24—	Caleb Sturgis, Floirda (28 att.)	2012

CAREER:

1.	87—	Billy Bennett, Georgia (110 atts.)	2000-03
2.	83—	Leigh Tiffin, Alabama (111 atts.)	2006-09
3.	78—	Philip Doyle, Alabama (105 atts.)	1987-90
4.	77—	Kevin Butler, Georgia (98 atts.)	1981-84
5.	76—	Blair Walsh, Georgia (103 atts.)	2008-11
6.	71—	Fuad Reveiz, Tennessee (95 atts.)	1981-84
7.	70—	Caleb Sturgis, Florida (88 att)	2008-12
8.	67—	Jeff Chandler, Florida (80 atts.)	1997-01
9.	65—	Michael Proctor, Alabama (91 atts.)	1992-95
10.	63—	Jonathan Nichols, Ole Miss (82 atts.)	2001-04

LONG FIELD GOALS

GAME:

1.	60—	Fuad Reveiz, Tennessee vs. Georgia Tech	1982
	60—	Kevin Butler, Georgia vs. Clemson	1984
	60—	Chris Perkins, Florida vs. Tulane	1984
4.	59—	Cloyce Hinton, Ole Miss vs. Georgia	1969
	59—	Kevin Butler, Georgia vs. Ole Miss	1982
6.	58—	Cloyce Hinton, Ole Miss vs. Houston	1970
	58—	Allan Leavitt, Georgia vs. Vanderbilt	1976
	58—	Brandon Coutu, Georgia vs. Louisiana-Monroe	2005
9.	57—	Neil O'Donoghue, Auburn vs. Tennessee	1976
	57—	Van Tiffin, Alabama vs. Texas A&M	1985
	57—	Bryan Owen, Ole Miss vs. Tulane	1988
	57—	Philip Yost, Auburn vs. Western Kentucky	2003

CONSECUTIVE FIELD GOALS MADE

1.	20—	Marshall Morgan, Georgia	2013-14
2.	18—	Fuad Reveiz, Tennessee	1984
3.	17—	Bobby Raymond, Florida	1984
	17—	Bryson Rose, Ole Miss	2010-11

FIELD GOAL PERCENTAGE

SEASON: (Min. 10 made)

1.	100.0—	David Browndyke, LSU (14 of 14)	1989
2.	93.8—	Wes Byrum, Auburn (15 of 16)	2009
3.	93.3—	Mike Conway, LSU (14 of 15)	1978
4.	92.9—	Billy Bennett, Georgia (13 of 14)	2000
	92.9—	Colby Delahoussaye, LSU (13 of 14)	2013

SEASON: (Min. 20 made)

1.	91.7—	Marshall Morgan, Georgia (22 of 24)	2013
2.	90.9—	Blair Walsh, Georgia (20 of 22)	2009
3.	88.4—	Bobby Raymond, Florida (23 of 26)	1984
4.	88.0—	Phillip Doyle, Alabama (22 of 25)	1989
5.	87.5—	Jeff Chandler, Florida (21 of 24)	1999
6.	87.1—	Fuad Reveiz, Tennessee (27 of 31)	1982
7.	86.9—	Bobby Raymond, Florida (20 of 23)	1983
	86.9—	Fuad Reveiz, Tennessee (20 of 23)	1984
	86.9—	Blair Walsh, Georgia (20 of 23)	2010
10.	86.2—	Jonathan Nichols, Ole Miss (25 of 29)	2003

CAREER: (Min. 25 made)

1.	*87.8—	Bobby Raymond, Florida (43 of 49)	1982-84
2.	86.2—	Bryson Rose, Ole Miss (25 of 29)	2010-12
3.	83.8—	Jeff Chandler, Florida (67 of 80)	1997-01
4.	82.9—	Berj Yepremian, Florida (29 of 35)	1976-78
5.	82.8—	Jeff Chandler, Florida (48 of 58)	1997-00
6.	82.1—	Judd Davis, Florida (32 of 39)	1992-94
7.	81.3—	David Browndyke, LSU (61 of 75)	1986-89
8.	80.3—	Brandon Coutu, Georgia (53 of 66)	2004-07
9.	79.5—	Caleb Sturgis, Florida (70 of 88)	2009-12
10.	79.1—	Billy Bennett, Georgia (87 of 110)	2000-03
	79.1—	Scott Etheridge, Auburn (34 of 43)	1992-93
12.	78.9—	Jeff Dawson, Florida (30 of 38)	1985-86
13.	78.8—	Matt Hawkins, Auburn (26 of 33)	1994-95
14.	78.5—	Kevin Butler, Georgia (77 of 98)	1981-84
15.	77.9—	Alex Walls, Tennessee (53 of 68)	1999-02
16.	77.2—	Zach Hocker, Arkansas (61 of 79)	2010-13
17.	77.3—	Spencer Lanning, South Carolina (34 of 44)	2007-10
18.	76.8—	Jonathan Nichols, Ole Miss (63 of 82)	2001-04
19.	**76.7—**	**Elliott Fry, South Carolina (33 of 43)**	**2013-Present**
20.	76.3—	Win Lyle, Auburn (45 of 59)	1987-89

PAT KICKS ATTEMPTED

GAME:

1.	13—	Red Lutz, Alabama vs. Delta State (made 11)	1951
2.	11—	George Jernigan, Georgia vs. Furman (made 10)	1946
	11—	Bill Davis, Alabama vs. Virginia Tech (made 11)	1973
	11—	Reed Morton, South Carolina vs. Kent (made 11)	1995
	11—	Collins Cooper, Florida vs. Central Michigan (made 9)	1997
6.	10—	Bob Gain, Kentucky vs. North Dakota (made 10)	1950
	10—	Bobby Moreau, LSU vs. Rice (made 10)	1977
	10—	Judd Davis, Florida vs. New Mexico State (made 10)	1994
	10—	Judd Davis, Florida vs. Kentucky (made 10)	1994
	10—	Kanon Parkman, Georgia vs. Northeast Louisiana (made 10)	1994
	10—	Alex Walls, Tennessee vs. Louisiana-Monroe (made 10)	2000
	10—	Josh Lambo, Texas A&M vs. Lamar (made 10)	2014

SEASON:

1.	79—	Jonathan Phillips, Florida (made 78)	2008
2.	74—	Taylor Bertolet, Texas A&M (made 67)	2012
3.	73—	Joey Ijjas, Florida (made 72)	2007
	73—	Wes Byrum, Auburn (made 72)	2010
5.	71—	Bart Edmiston, Florida (made 71)	1995
6.	69—	Jeremy Shelley, Alabama (made 69)	2012
	69—	Andrew Baggett, Missouri (made 66)	2013
8.	67—	Marshall Morgan, Georgia (made 63)	2012
	67—	Cody Parkey, Auburn (made 66)	2013
10.	66—	Bart Edmiston, Florida (made 69)	1996

CAREER:

1.	204—	Colt David, LSU (made 201)	2005-08
2.	194—	Jeff Hall, Tennessee (made 188)	1995-98
3.	186—	Wes Byrum, Auburn (made 183)	2007-10
4.	185—	Blair Walsh, Georgia (made 184)	2008-11
5.	180—	Jeff Chandler, Florida (made 167)	1997-01
6.	175—	Jeremy Shelley, Alabama (made 162)	2009-12
7.	173—	Zach Hocker, Arkansas (made 171)	2010-13
8.	165—	Lones Seiber, Kentucky (made 158)	2006-09
9.	164—	Bart Edmiston, Florida (made 160)	1992-96
10.	163—	John Vaughn, Auburn (made 162)	2003-06

PAT KICKS MADE

GAME:

1.	11—	Reed Morton, South Carolina vs. Kent (11 atts.)	1995
	11—	Bill Davis, Alabama vs. Virginia Tech (11 atts.)	1973
	11—	Red Lutz, Alabama vs. Delta State (13 atts.)	1951
4.	10—	Bob Gain, Kentucky vs. North Dakota (10 atts.)	1950
	10—	Bobby Moreau, LSU vs. Rice (10 atts.)	1977
	10—	George Jernigan, Georgia vs. Furman (10 atts.)	1946
	10—	Judd Davis, Florida vs. New Mexico State (10 atts.)	1994
	10—	Judd Davis, Florida vs. Kentucky (10 atts.)	1994
	10—	Kanon Parkman, Georgia vs. Northeast Louisiana (10 atts.)	1994
	10—	Alex Walls, Tennessee vs. Louisiana-Monroe (10 atts.)	2000
	10—	Josh Lambo, Texas A&M vs. Lamar (10 atts.)	2014

SEASON:

1.	78—	Jonathan Phillips, Florida (79 atts.)	2008
2.	72—	Joey Ijjas, Florida (73 atts.)	2007
	72—	Wes Byrum, Auburn (73 atts.)	2010
4.	71—	Bart Edmiston, Florida (71 atts.)	1995
5.	69—	Jeremy Shelley, Alabama (69 atts.)	2012
6.	67—	Taylor Bertolet, Texas A&M (74 atts.)	2012
	67—	Marshall Morgan, Georgia (68 atts.)	2014
8.	66—	Cody Parkey, Auburn (67 atts.)	2013
	66—	Andrew Baggett, Missouri (69 atts.)	2013
10.	65—	Judd Davis, Florida (65 atts.)	1994

CAREER:

1.	201—	Colt David, LSU (204 atts.)	2005-08
2.	188—	Jeff Hall, Tennessee (194 atts.)	1995-98

3. 184— Blair Walsh, Georgia (185 atts.) ... 2008-11
4. 183— Wes Byrum, Auburn (186 atts.) ... 2007-10
5. 177— Marshall Morgan, Georgia (182 atts.) ... 2012-Present
6. 172— Jeremy Shelley, Alabama (175 atts.) ... 2009-12
7. 171— Zach Hocker, Arkansas (173 atts.) ... 2010-13
8. 167— Jeff Chandler, Florida (180 atts.) ... 1997-01
9. 162— John Vaughn, Auburn (163 atts.) ... 2003-06
10. 161— John Becksvoort, Tennesee (161 atts.) ... 1991-94

PAT KICKS PERCENTAGE

GAME: (Min. 10 atts.)

1. 100— Bill Davis, Alabama vs. Virginia Tech (11 of 11) ... 1973
100— Reed Morton, South Carolina vs. Kent (11 of 11) ... 1995
100— Bob Gain, Kentucky vs. North Dakota (10 of 10) ... 1950
100— Bobby Moreau, LSU vs. Rice (10 of 10) ... 1977
100— Judd Davis, Florida vs. Kentucky (10 of 10) ... 1994
100— Judd Davis, Florida vs. New Mexico State (10 of 10) ... 1994
100— Alex Walls, Tennessee vs. Louisiana-Monroe (10 of 10) ... 2000
100— Josh Lambo, Texas A&M vs. Lamar (10 of 10) ... 2014

SEASON: (Min. 45 atts.)

1. 100— Bart Edmiston, Florida (71 of 71) ... 1995
100— Judd Davis, Florida (65 of 65) ... 1994
100— Colt David, LSU (63 of 63) ... 2007
100— John Becksvoort, Tennessee (59 of 59) ... 1993
100— Billy Bennett, Georgia (52 of 52) ... 2002
100— John Vaughn, Auburn (50 of 50) ... 2005
100— Greg Burke, Tennessee (50 of 50) ... 1990
100— Blair Walsh, Georgia (50 of 50) ... 2008
100— Chris Knapp, Auburn (49 of 49) ... 1986
100— Jonathan Nichols, Ole Miss (49 of 49) ... 2003
100— Matt Leach, Florida (49 of 49) ... 2004
100— Brandon Coutu, Georgia (49 of 49) ... 2007
100— Jeff Hall, Tennessee (47 of 47) ... 1998
100— Scott Etheridge, Auburn (45 of 45) ... 1993
100— Brandon Coutu, Georgia (45 of 45) ... 2005
100— Wes Byrum, Auburn (54 of 54) ... 2009
100— Zach Hocker, Arkansas (56 of 56) ... 2010
100— Blair Walsh, Georgia (46 of 46) ... 2011
100— Adam Yates, South Carolina (49 of 49) ... 2012
100— Jeremy Shelley, Alabama (69 of 69) ... 2012
100— Marshall Morgan, Georgia (47 of 47) ... 2013
100— Daniel Carlson, Auburn (57 of 57) ... 2014
100— Elliott Fry, South Carolina (51 of 51) ... 2014
100— Josh Lambo, Texas A&M (59 of 59) ... 2014

CAREER: (MIN. 100 atts.)

1. *100— John Becksvoort, Tennessee (161 of 161) ... 1991-94
*100— Van Tiffin, Alabama (135 of 135) ... 1983-86
*100— Damon Duval, Auburn (125 of 125) ... 1999-02
*100— Brandon Coutu, Georgia (114 of 114) ... 2004-07
*100— David Browndyke, LSU (109 of 109) ... 1986-89
6. 99.5— Blair Walsh, Georgia (184 of 185) ... 2008-11
7. 99.4— John Vaughn, Auburn (162 of 163) ... 2003-06
8. 99.2— Michael Proctor, Alabama (131 of 132) ... 1992-95
9. 99.1— Al Del Greco, Auburn (110 of 111) ... 1980-83
99.1— Josh Lambo, Texas A&M (109 of 110) ... 2012-14
99.1— Elliott Fry, South Carolina (105 of 106) ... 2013-Present

*—NCAA record

CONSECUTIVE PAT KICKS MADE

1. 161— John Becksvoort, Tennessee ... 1991-94
2. 135— Van Tiffin, Alabama ... 1983-86
3. 130— Michael Proctor, Alabama ... 1992-95
4. 125— Damon Duval, Auburn ... 1999-02
5. 119— Blair Walsh, Georgia ... 2008-10
6. 117— Jonathan Nichols, Ole Miss ... 2001-04
7. 114— Bart Edmiston, Florida ... 1992-96
114— Brandon Coutu, Georgia ... 2004-07
9. 113— Billy Bennett, Georgia ... 2000-03
10. 109— David Browndyke, LSU ... 1986-89
11. 108— Josh Lambo, Texas A&M ... 2013-15
12. 107— John Vaughn, Auburn ... 2004-06
13. 104— Matt Leach, Florida ... 2002-04
14. 101— Rex Robinson, Georgia ... 1977-80
15. 99— Elliott Fry, South Carolina ... 2013-Present
16. 92— Taylor Begley, Kentucky ... 2002-05
92— Blair Walsh, Georgia ... 2008-09
18. 91— Alex Walls, Tennessee ... 1999-02
19. 90— Cody Parkey, Auburn ... 2011-13
20. 88— Joshua Shene, Ole Miss ... 2008-09

TOTAL POINTS SCORED BY KICKING

GAME:

1. 23— Bobby Raymond, Florida vs. Florida State (6 FGs, 5 PATs) ... 1983
2. 21— Jonathan Nichols, Ole Miss vs. Texas Tech (6 FGs, 3 PATs) ... 2003
3. 19— Bobby Raymond, Florida vs. Kentucky (6 FGs, 1 PAT) ... 1984
19— Philip Doyle, Alabama vs. SW Louisiana (6 FGs, 1 PAT) ... 1990
19— Billy Bennett, Georgia vs. Georgia Tech (6 FGs, 1 PAT) ... 2001
19— Bryson Rose, Ole Miss vs. Louisiana-Lafayette (5 FGs, 4 PATs) ... 2010
7. 18— Al Del Greco, Auburn vs. Kentucky (6 FGs) ... 1982
18— Doug Pelfrey, Kentucky vs. Mississippi State (5 FGs, 3 PAT) ... 1992
18— Daniel Carlson, Auburn vs. Alabama (5 FG, 3 PAT) ... 2014
10. 17— Jorge Portela, Auburn vs. Florida (5 FGs, 2 PATs) ... 1977
17— Alan Duncan, Tennessee vs. Kentucky (5 FGs, 2 PATs) ... 1978
17— Fuad Reveiz, Tennessee vs. Memphis State (5 FGs, 2 PATs) ... 1982
17— David Browndyke, LSU vs. Mississippi State (4 FGs, 5 PATs) ... 1986
17— Alex Walls, Tennessee vs. Wyoming (4 FGs, 5 PATs) ... 2002
17— Matt Leach, Florida vs. San Jose State (3 FGs, 8 PATs) ... 2003
17— Alex Tejada, Arkansas vs. Troy (4 FGs, 5 PATs) ... 2007

SEASON:

1. 141— Colt David, LSU (26 FGs, 63 PATs) ... 2007
2. 132— Leigh Tiffin, Alabama (30 FG, 42 PATs) ... 2009
3. 131— Billy Bennett, Georgia (31 FGs, 38 PATs) ... 2003
4. 130— Billy Bennett, Georgia (26 FGs, 52 PATs) ... 2002
5. 124— Jonathan Nichols, Ole Miss (25 FGs, 49 PATs) ... 2003
6. 123— Wes Byrum, Auburn (17 FGs, 72 PATs) ... 2010
7. 118— Zach Hocker, Arkansas (21 FGs, 55 PATs) ... 2011
8. 115— Daniel Lincoln, Tennessee (21 FGs, 52 PATs) ... 2007
115— Jeremy Shelley, Alabama (21 FGs, 52 PATs) ... 2011
115— Marshall Morgan, Georgia (16 FG, 67 PATs) ... 2014

CAREER:

1. 412— Blair Walsh, Georgia (76 FGs, 184 PATs) ... 2008-11
2. 409— Billy Bennett, Georgia (87 FGs, 148 PATs) ... 2000-03
3. 385— Leigh Tiffin, Alabama (83 FG, 136 PATs) ... 2006-09
4. 371— Jeff Hall, Tennessee (61 FGs, 188 PATs) ... 1995-98
5. 368— Jeff Chandler, Florida (67 FGs, 167 PATs) ... 1997-01
6. 363— Colt David, LSU (54 FGs, 201 PATs) ... 2005-08
363— Wes Byrum, Auburn (60 FGs, 183 PATs) ... 2007-10
8. 353— Kevin Butler, Georgia (77 FGs, 122 PATs) ... 1981-84
9. 344— Jonathan Nichols, Ole Miss (63 FGs, 155 PATs) ... 2001-04
10. 340— Caleb Sturgis, Florida (70 FG, 130 PAT) ... 2008-12
11. 339— Philip Doyle, Alabama (78 FGs, 105 PATs) ... 1987-90
12. 326— Michael Proctor, Alabama (65 FGs, 131 PATs) ... 1992-95
13. 325— James Wilhoit, Tennessee (59 FGs, 148 PATs) ... 2003-06
14. 317— John Becksvoort, Tennessee (52 FGs, 161 PATs) ... 1991-94
15. 315— Marshall Morgan, Georgia (177 PATs, 46 FGs, 38 games) ... 2012-Present
16. 314— Fuad Reveiz, Tennessee (71 FGs, 101 PATs) ... 1981-84
17. 312— Van Tiffin, Alabama (59 FGs, 135 PATs) ... 1983-86
312— John Vaughn, Auburn (50 FGs, 162 PATs) ... 2003-06
19. 310— Joshua Shene, Ole Miss (57 FGs, 139 PATs) ... 2006-09
20. 305— Lones Seiber, Kentucky (49 FGs, 158 PATs) ... 2006-09

PUNTING

MOST PUNTS

GAME:

1. 30— Bert Johnson, Kentucky vs. Washington & Lee ... 1934
2. 23— Bud Walton, Florida vs. Georgia Tech ... 1938
3. 21— Hawk Cavette, Georgia Tech vs. Florida ... 1938
4. 19— Johnny Cain, Alabama vs. Tennessee ... 1932
5. 16— Bob Hardison, Mississippi State vs. TCU ... 1936
6. 15— Connie Frederick, Auburn vs. Clemson ... 1968
7. 14— Bill Hartman, Georgia vs. Auburn ... 1937
14— Bobby Collins, Mississippi State vs. LSU ... 1951
14— Boyce Smith, Vanderbilt vs. Florida ... 1958
14— Dick McGraw, Mississippi State vs. Southern Miss ... 1967
14— John Schaffler, Vanderbilt vs. Louisville ... 1971
14— Craig Colquitt, Tennessee vs. Kentucky ... 1976

SEASON:

1. 101— Ralph Kercheval, Kentucky (4,413 yards for 43.5 avg.) ... 1933
2. 95— Dick McGraw, Mississippi State (3,567 yards for 37.5 avg.) ... 1967
3. 92— Dick McGowen, Auburn (3,833 yards for 42.2 avg.) ... 1939
4. 91— Jimmy Carter, Kentucky (3,597 yards for 39.5 avg.) ... 1996
5. 90— Dave Hardt, Kentucky (3,471 yards for 38.6 avg.) ... 1970
6. 83— Bud Walton, Florida (3,002 yards for 36.2 avg.) ... 1938
83— Buster Morrison, Florida (3,187 yards for 38.4 avg.) ... 1972
8. 81— Dixie Howell, Alabama (3,216 yards for 39.7 avg.) ... 1933
81— Al Doggett, LSU (3,147 yards for 38.9 avg.) ... 1952
10. 80— Dave Hardt, Kentucky (3,257 for 40.7 avg.) ... 1969
80— Don Golden, Georgia (3,092 for 38.7 avg.) ... 1972

CAREER:

1. 277— Jim Arnold, Vanderbilt (12,171 yards for 43.9 avg.) ... 1979-82
2. 272— Bill Marinangel, Vanderbilt (11,336 yards for 41.7 avg.) ... 1993-96
3. 266— Jim Miller, Ole Miss (11,549 yards for 43.4 avg.) ... 1976-79
4. 254— Bill Smith, Ole Miss (11,260 for 44.3 avg.) ... 1983-86
5. 251— Matt Wait, Arkansas (10,599 for 42.1 avg.) ... 1994-97
6. 248— Dave Hardt, Kentucky (9,737 yards for 39.3 avg.) ... 1968-70
7. 244— Lewis Colbert, Auburn (10,179 for 41.7 avg.) ... 1982-85
8. 240— Dustin Colquitt, Tennessee (10,216 for 42.6 avg.) ... 2001-04
9. 238— Cody Ridgeway, Ole Miss (10,021 for 42.1 avg.) ... 2001-04
238— P.J. Fitzgerald, Alabama (9,485 for 39.9 avg.) ... 2006-09

MOST PUNTS, 50 YARDS OR MORE

*86—Bill Smith, Ole Miss ... 1983-86

MOST CONSECUTIVE GAMES W/PUNT OF 50 YARDS OR MORE

*32—Bill Smith, Ole Miss ... 1983-86

MOST GAMES AVERAGING 40 OR MORE YARDS (MIN. 4)

*36—Bill Smith, Ole Miss 1983-86

LONG PUNTS

1. 92— Bill Smith, Ole Miss vs. Southern Miss 1984
2. 89— Dixie Howell, Alabama vs. Tennessee 1933
3. 87— Rufus Deal, Auburn vs. Georgia Tech 1939
4. 87— Spike Jones, Georgia vs. Auburn 1967
   87— O.J. Key, Tulane vs. Florida 1946
6. 86— Donnie Jones, LSU vs. Kentucky 2002
7. 85— Greg Gantt, Alabama vs. Mississippi State 1971
8. 84— Mike Patrick, Mississippi State vs. Alabama 1974
9. 83— Dixie Howell, Alabama vs. Kentucky 1933
   83— Billy Mann, Ole Miss vs. Tennessee 1938

YARDS PUNTED

GAME:

1. 1,155— Bert Johnson, Kentucky vs. Washington & Lee (30 for 38.5 avg.) 1934
2. 914— Johnny Cain, Alabama vs. Tennessee (19 for 48.1 avg.) 1932
3. 904— Hawk Cavette, Georgia Tech vs. Florida (21 for 43.9 avg.) 1938
4. 899— Bud Walton, Florida vs. Georgia Tech (23 for 39.1 avg.) 1938

SEASON:

1. 4,413— Ralph Kercheval, Kentucky (101 for 43.5 avg.) 1933
2. 3,883— Dick McGowen, Auburn (92 for 42.2 avg.) 1939
3. 3,597— Jimmy Carter, Kentucky (91 for 39.5 avg.) 1996
4. 3,586— Bill Marinangel, Vanderbilt (77 for 46.6 avg.) 1996
5. 3,581— Bill Smith, Ole Miss (79 for 45.3 avg.) 1985
6. 3,567— Dick McGraw, Mississippi State (95 for 37.5 avg.) 1967
7. 3,471— Dave Hardt, Kentucky (90 for 38.6 avg.) 1970
8. 3,448— Ryan Tydlacka, Kentucky (79 for 43.6 avg.) 2011
9. 3,386— Jim Arnold, Vanderbilt (74 for 45.8 avg.) 1982
10. 3,283— Jim Miller, Ole Miss (76 for 43.2 avg.) 1978

CAREER:

1. 12,171—Jim Arnold, Vanderbilt (277 for 43.9 avg.) 1979-82
2. 11,549—Jim Miller, Ole Miss (266 for 43.4 avg.) 1976-79
3. 11,336—Bill Marinangel, Vanderbilt (272 for 41.7 avg.) 1993-96
4. 11,260—Bill Smith, Ole Miss (254 for 44.3 avg.) 1983-86
5. 10,216—Dustin Colquitt, Tennessee (240 for 42.6 avg.) 2001-04
6. 10,021—Cody Ridgeway, Ole Miss (238 for 42.1 avg.) 2001-04
7. 10,179—Lewis Colbert, Auburn (244 for 41.7 avg.) 1982-85
8. 10,177—Matt Wait, Arkansas (251 for 42.1 avg.) 1994-97
9. 10,075—Tyler Campbell, Ole Miss (226 for 10,075) 2009-13
10. 9,900— Eric Wilbur, Florida (231 for 42.9 avg) 2003-06
11. 9,842— Damon Duval, Auburn (227 for 43.3 avg.) 1999-02
12. 9,798— Donnie Jones, LSU (233 for 42.1 avg.) 2000-03
13. 9,737— Dave Hardt, Kentucky (248 for 39.3 avg.) 1968-70
14. 9,485— P.J. Fitzgerald, Alabama (238 for 39.9) 2006-09
15. 9,387— Dylan Breeding, Arkansas (219 for 42.9 avg.) 2009-12
16. 9,238— Courtney Leavitt, South Carolina (224 for 41.2 avg.) 1996-99
17. 9,074— Charles Childers, Ole Miss (231 for 39.3 avg.) 1987-90
18. 9,058— David Lawrence, Vanderbilt (219 for 41.4 avg.) 1989-92
19. 9,003— Gordon Ely-Kelso, Georgia (224 for 40.2 avg.) 2003-06
20. 8,897— Britton Colquitt, Tennessee (209 for 42.6 avg.) 2005-08

PUNTING AVERAGE

GAME: (Min. 2 punts)

1. 84.5— Bill Smith, Ole Miss vs. Southern Miss (2 for 169) 1984

GAME (Min. 7 punts)

1. 54.3— Kyle Christy, Florida vs. South Carolina (7 for 380) 2012
2. 53.1— Jim Arnold, Vanderbilt vs. North Carolina (8 for 425) 1982
3. 53.0— Fred Montsdeoca, Florida vs. Alabama (7 for 371) 1949
4. 52.0— Ralph Kercheval, Kentucky vs. Cincinnati (10 for 520) 1933
5. 51.7— Dustin Colquitt, Tennessee vs. South Carolina (7 for 362) 2003
6. 51.6— Drew Butler, Georgia vs. LSU (8 for 413) 2011
7. 51.3— Billy Cannon, LSU vs. Ole Miss (7 for 359) 1957
   51.3— Jim Arnold, Vanderbilt vs. Air Force (8 for 410) 1979

GAME (Min. 10 punts)

1. 52.0— Ralph Kercheval, Kentucky vs. Cincinnati (10 for 520) 1933
2. 48.1— Greg Breland, Ole Miss vs. Missouri (10 for 481) 1974
   48.1— Johnny Cain, Alabama vs. Tennessee (19 for 914) 1932
4. 47.5— Andy Russ, Mississippi State vs. South Carolina (10 for 475) 1996
5. 47.3— Jerry Stovall, LSU vs. Ole Miss (10 for 473) 1960

GAME (Min. 20 punts)

1. 43.0— Hawk Cavette, Georgia Tech vs. Florida (21 for 904) 1938

SEASON: (Min. 30 punts)

1. 50.3— Chad Kessler, LSU (39 for 1,961) 1997

SEASON: (Min. 50 punts)

1. 48.2— Ricky Anderson, Vanderbilt (58 for 2,793) 1984
2. 48.1— Drew Butler, Georgia (56 for 2,691) 2009
3. 46.9— Terry Daniel, Auburn (51 for 2,393) 1993
4. 46.5— Andy Russ, Mississippi State (53 for 2,466) 1996
5. 46.2— Tyler Campbell, Ole Miss (63 for 2,913) 2010
6. 45.9— Jim Miller, Ole Miss (66 for 3,029) 1977
7. 45.8— Jim Arnold, Vanderbilt (74 for 3,386) 1982
   45.8— Lewis Colbert, Auburn (57 for 2,610) 1985
   45.8— Kyle Christy, Forida (66 for 3,203) 2012
10. 45.6— Glenn Pakulak, Kentucky (66 for 3,008) 2002
   45.6— Dylan Breeding, Arkansas (53 for 2,416) 2012

SEASON: (Min. 75 punts)

1. 46.6— Bill Marinangel, Vanderbilt (77 for 3,586) 1996
2. 45.3— Bill Smith, Ole Miss (79 for 3,581) 1985
3. 43.6— Ryan Tydlacka, Kentucky (79 for 3,448) 2011
4. 43.2— Jim Miller, Ole Miss (76 for 3,283) 1978
5. 42.2— Dick McGowen, Auburn (92 for 3,883) 1939
6. 41.6— Julian Fagan, Ole Miss (75 for 3,120) 1968
7. 41.5— Jerry Shuford, Vanderbilt (79 for 3,281) 1965

SEASON (Min. 100 punts)

1. 43.5— Ralph Kercheval, Kentucky (101 for 4,394) 1933

CAREER: (Min. 100 punts)

1. 45.6— Ricky Anderson, Vanderbilt (111 for 5,067) 1983-84
2. 45.5— Drew Kaser, Texas A&M (108 for 4,913) 2011-14
3. 45.4— Drew Butler, Georgia (167 for 7,589 yards) 2008-11
4. 44.6— Tyler Campbell, Ole Miss (226 for 10,075) 2009-13
5. 44.5— Terry Daniel, Auburn (169 for 7,522) 1992-94
6. 44.4— Glenn Pakulak, Kentucky (134 for 5,954) 2000-02
   44.4— Ray Criswell, Florida (161 for 7,153) 1982-85
8. *44.3— Bill Smith, Ole Miss (254 for 11,260) 1983-86
9. 43.9— Jim Arnold, Vanderbilt (277 for 12,171) 1979-82
   43.9— Kody Bliss, Auburn (202 for 8,861) 2003-06
   43.9— Jimmy Colquitt, Tennessee (201 for 8,816) 1981-84
12 43.7— Kyle Christy, Florida (181 for 7,914) 2011-14
13. 43.6— Greg Gantt, Alabama (116 for 5,095) 1971-73
14. 43.5— Daniel Pope, Alabama (124 for 5,391) 1995-98
15. 43.4— Jim Miller, Ole Miss (266 for 11,549) 1976-79
   43.4— Jeff Walker, Mississippi State (141 for 6.126) 1996-99
   43.4— Damon Duval, Auburn (227 for 9,842) 1999-02
18. 43.3— Eric Wilbur, Florida (172 for 7,441) 2003-06
19. 43.2— Chip Andrews, Georgia (109 for 4,706) 1983-84
20. 43.1— Dustin Colquitt, Tennessee (184 for 7,934) 2001-03
   43.1— Brian Mimbs, Georgia (104 for 4,482) 2007-08

*NCAA Record (Minimum 250 punts)

PUNT RETURNS

MOST RETURNS

GAME:

1. 17— A.B. Stubbs, Mississippi State vs. TCU (122 yards) 1936
2. 11— Bobby Herrington, Mississippi State vs. Southwestern (116 yards) 1933
3. 9— Bobby Jordan, Auburn vs. Clemson 1952
   9— Mike Siganos, Kentucky vs. Tennessee (85 yards) 1976
5. 8— Harry Gilmer, Alabama vs. Tennessee 1946
   8— J.P. Moore, Vanderbilt vs. Florida 1946
   8— Lee Nalley, Vanderbilt vs. Ole Miss 1948
   8— Doug Cunningham, Ole Miss vs. Southern Miss (102 yards) 1966
   8— Thomas Bailey, Auburn vs. Georgia Southern (62 yards) 1991
   8— Jason Armstead, Ole Miss vs. Memphis (157 yards) 2002
   8— Robert Dunn, Auburn vs. Arkansas (58 yards) 2007
   8— Dustin Harris, Texas A&M vs. South Carolina State (246 yards) 2012

SEASON:

1. 45— Willie Shelby, Alabama (396 yards) 1975
2. 43— Lee Nalley, Vanderbilt (791 yards) 1948
   43— Mike Siganos, Kentucky (308 yards) 1977
   43— Mike Espy, Ole Miss (369 yards) 2003
5. 42— Bobby Majors, Tennessee (437 yards) 1971
   42— Eddie Brown, Tennessee (429 yards) 1972
   42— Greg Richardson, Alabama (393 yards) 1986
   42— Thomas Bailey, Auburn (528 yards) 1991
9. 41— Wallace Brown, Florida 1934
   41— Sammy Grezaffi, LSU (369 yards) 1967
   41— Eric Parker, Tennessee (387 yards) 1999
   41— Javier Arenas, Alabama (650 yards) 2008

CAREER:

1. 125— Greg Richardson, Alabama (1,011 yards) 1983-86
   125— Thomas Bailey, Auburn (1,170 yards) 1991-94
   125— Javier Arenas, Alabama (1,752 yards) 2006-09
4. 121— Tony James, MSU (1,332 yards) 1989-92
5. 117— Bobby Majors, Tennessee (1,163 yards) 1969-71
   117— Brandon James, Florida (1,371 yards) 2006-09
7. 114— Damien Gary, Georgia (1,253 yards) 2000-03
8. 113— Mike Siganos, Kentucky (789 yards) 1975-77
9. 109— Lee Nalley, Vanderbilt (1,695 yards) 1947-49
10. 105— Trey Gainous, Auburn (951 yards) 1983-86

YARDS RETURNED

GAME:

1. 246— Dustin Harris, Texas A&M vs. South Carolina State (8 returns) 2012
2. 203— Lee Nalley, Vanderbilt vs. Kentucky (6 returns) 1948
3. 202— Buzy Rosenberg, Georgia vs. Oregon State (5 returns) 1971
4. 195— Andy Molls, Kentucky vs. Vanderbilt (6 returns) 1981
5. 180— Marcus Murphy, Missouri vs. Southeastern Louisiana (5 returns) 2012
6. 178— Joe Adams, Arkansas vs. Missouri State (6 returns) 2011
7. 173— Mike Fuller, Auburn vs. Chattanooga (3 returns) 1974
8. 169— Norman Jefferson, LSU vs. Ole Miss (7 returns) 1983

9.	157—	Bobby Herrington, Mississippi State vs. Vanderbilt (8 returns)	1933
	157—	Jason Armstead, Ole Miss vs. Memphis (8 returns)	2002

SEASON:

1.	*791—	Lee Nalley, Vanderbilt (43 returns)	1948
2.	650—	Javier Arenas, Alabama (41 returns)	2008
3.	544—	Derek Abney, Kentucky (36 returns)	2002
4.	539—	Pinky Rohm, LSU (35 returns)	1937
5.	528—	Thomas Bailey, Auburn (42 returns)	1991
6.	510—	Brandon James, Florida (37 returns)	2008
7.	502—	Mike Fuller, Auburn (30 returns)	1974
8.	499—	Domanick Davis, LSU (36 returns)	2002
9.	498—	Junie Hovious, Ole Miss (36 returns)	1940
	498—	Lee Nalley, Vanderbilt (35 returns)	1949

*—NCAA Record

CAREER:

1.	1,752—	Javier Arenas, Alabama (125 returns)	2006-09
2.	1,695—	Lee Nalley, Vanderbilt (109 returns)	1947-49
3.	1,371—	Brandon James, Florida (117 returns)	2006-09
4.	1,332—	Tony James, Mississippi State (121 returns)	1989-92
5.	1,253—	Damien Gary, Georgia (114 returns)	2000-03
6.	1,170—	Thomas Bailey, Auburn (125 returns)	1991-94
7.	1,163—	Bobby Majors, Tennessee (117 returns)	1969-71
8.	1,142—	Junie Hovious, Ole Miss (84 returns)	1938-41
9.	1,126—	Domanick Davis, LSU (94 returns)	1999-02
10.	1,119—	Harry Gilmer, Alabama (83 returns)	1944-47

YARDS PER RETURN

GAME: (Min. 3)

1.	57.7—	Mike Fuller, Auburn vs. Chattanooga (3 for 173)	1974
2.	48.3—	Joe Labruzzo, LSU vs. Rice (3 for 145)	1963
3.	47.0—	Eddie Kennison, LSU vs. Mississippi State (3 for 141)	1994
4.	45.0—	Bert Rechichar, Tennessee vs. Wash. & Lee (3 for 135)	1950
5.	40.6—	Harry Gilmer, Alabama vs. Georgia (3 for 122)	1947
6.	40.4—	Buzy Rosenberg, Georgia vs. Oregon State (5 for 202)	1971
7.	40.0—	Joe Adams, Arkasnas vs. Ole Miss (3 for 120)	2010
8.	38.7—	Cory Peterson, Ole Miss vs. SMU (3 for 116)	1998
9.	37.8—	Will Glover, Ole Miss vs. Chattanooga (4 for 151)	1947
10.	37.3—	Tom McWilliams, Mississippi State vs. Chattanooga (4 for 149)	1946

SEASON: (Min. 10)

1.	26.7—	Hal Griffin, Florida (10 for 267)	1947
2.	*25.9—	Bill Blackstock, Tennessee (12 for 311)	1951
3.	25.2—	Ken Phares, Mississippi State (10 for 252)	1971
4.	23.9—	Hal Griffin, Florida (13 for 310)	1946
5.	22.6—	Rafael Little, Kentucky (14 for 317)	2006
6.	21.7—	Marcus Rhoden, Mississippi State (19 for 413)	1965
7.	20.4—	Walter Slater, Tennessee	1941
8.	20.0—	Gordon Pettus, Alabama (10 for 200)	1948

SEASON: (Min. 20)

1.	19.1—	Mike Fuller, Auburn (20 for 381)	1973
2.	18.5—	Skyler Green, LSU (25 for 462)	2003
3.	18.4—	Rick Kimbrough, Ole Miss (20 for 368)	1973
4.	18.1—	Harry Gilmer, Alabama (21 for 381)	1947

SEASON: (Min. 40)

1.	18.4—	Lee Nalley, Vanderbilt (43 for 791)	1948

CAREER: (Min. 50)

1.	17.7—	Mike Fuller, Auburn (50 for 883)	1973-74
2.	15.4 —	Dicky Lyons, Kentucky (69 for 1,065)	1966-68
3.	14.9 —	Thomas Flowers, Georgia (55 for 821)	2004-07
4.	14.7 —	Bert Rechichar, Tennessee (55 for 808)	1949-51
5.	14.5 —	Tom McWilliams, Mississippi State (55 for 795)	1944, 46-48

CAREER: (Min. 100)

1.	15.6—	Lee Nalley, Vanderbilt (109 for 1,695)	1947-49
2.	14.0—	Javier Arenas, Alabama (125 for 1,752)	2006-09
3.	11.0—	Tony James, Mississippi State (121 for 1,332)	1989-92
	11.0—	Damien Gary, Georgia (114 for 1,253)	2000-03
5.	9.9—	Bobby Majors, Tennessee (117 for 1,163)	1969-71
6.	9.4—	Thomas Bailey, Auburn (125 for 1,170)	1991-94
7.	9.1—	Trey Gainous, Auburn (105 for 954)	1983-86
8.	8.1—	Greg Richardson, Alabama (125 for 1,011)	1983-86

PUNT RETURN TOUCHDOWNS

GAME:

1.	2—	Tommy Casanova, LSU vs. Ole Miss	1970
	2—	Buzy Rosenberg, Georgia vs. Oregon State	1971
	2—	David Langner, Auburn vs. Alabama	1972
	2—	Mike Fuller, Auburn vs. Chattanooga	1974
	2—	Jacquez Green, Florida vs. Kentucky	1996
	2—	Derek Abney, Kentucky vs. Mississippi State	2002
	2—	Joe Adams, Arkansas vs. Missouri State	2011
	2—	Marcus Murphy, Missouri vs. Southeastern Louisiana	2012

SEASON:

1.	4—	Derek Abney, Kentucky	2002
	4—	Joe Adams, Arkansas	2011
3.	3—	Pinky Rohm, LSU	1937
	3—	Lee Nalley, Vanderbilt	1948
	3—	Marcus Rhoden, Mississippi State	1965
	3—	Mike Fuller, Auburn	1974
	3—	David Palmer, Alabama	1991
	3—	Javier Arenas, Alabama	2008
	3—	Marcus Murphy, Missouri	2012

CAREER:

1.	7—	Javier Arenas, Alabama	2006-09
2.	6—	Derek Abney, Kentucky	2000-03
3.	5—	Lee Nalley, Vanderbilt	1947-49
	5—	Joe Adams, Arkansas	2008-11
5.	4—	Tom McWilliams, Mississippi State	1944-47
	4—	Bobby Majors, Tennessee	1969-71
	4—	Steve Tannen, Florida	1967-69
	4—	Buzy Rosenberg, Georgia	1970-72
	4—	David Palmer, Alabama	1991-93
	4—	Jacquez Green, Florida	1995-97
	4—	Skyler Green, LSU	2002-05
	4—	Brandon James, Florida	2006-09

LONG PUNT RETURNS

GAME:

1.	100—	Howard Bryan, Tulane vs. Georgia Tech	1933
	100—	Bert Rechichar, Tennessee vs. Washington & Lee	1950
	100—	Jim Campagna, Georgia vs. Vanderbilt	1952
	100—	Eddie Kennison, LSU vs. Mississippi State	1994
	100—	Felix Jones, Arkansas vs. Ole Miss	2006
7.	98—	Ray Hapes, Ole Miss vs. SW Louisiana	1935
8.	97—	Hal Griffin, Florida vs. Miami	1946
	97—	Dicky Lyons, Kentucky vs. Houston	1966
	97—	Joe Adams, Arkansas vs. Ole Miss	2010

KICKOFF RETURNS

MOST RETURNS

GAME:

1.	8—	Kwane Doster, Vanderbilt vs. Ole Miss (243 yards)	2002
	8—	Javier Arenas, Alabama vs. LSU (168 yards)	2007
	8—	Chris Culliver, South Carolina vs. Arkansas (225 yards)	2007
	8—	Cobi Hamilton, Arkansas vs. Auburn (142 yards)	2010
5.	7—	Doug Matthews, Vanderbilt vs. Florida (168 yards)	1969
	7—	Jeff Peeples, Vanderbilt vs. Ole Miss (138 yards)	1970
	7—	Willie Gault, Tennessee vs. USC (123 yards)	1981
	7—	Kio Sanford, Kentucky vs. Tennessee (133 yards)	1994
	7—	Fred Talley, Arkansas vs. Boise State (135 yards)	2000
	7—	Ronald Hatcher, Vanderbilt vs. Florida (122 yards)	2001
	7—	Fred Reid, Mississippi State vs. Kentucky (176 yards)	2002
	7—	Nick Turner, Mississippi State vs. Tennessee (163 yards)	2003
	7—	Jeff Scott, Ole Miss vs. LSU (188 yards)	2010
	7—	Bryce Sherman, South Carolina vs. Arkansas (145 yards)	2010
	7—	Brandon Boykin, Georgia vs. South Carolina (184 yards)	2011
	7—	Mychal Bailey, Kentucky vs. Florida (148 yards)	2011
	7—	D'Arthur Cowan, Arkansas vs. Mississippi State (108 yards)	2012
	7—	Odell Beckham, Jr., LSU vs. Georgia (175 yards)	2013

SEASON:

1.	46—	Demond Washington, Auburn (1,117 yards)	2010
2.	41—	Dennis Johnson, Arkansas (905 yards)	2008
3.	40—	Dennis Johnson, Arkansas (1,031 yards)	2009
	40—	Warren Norman, Vanderbilt (1,050 yards)	2009
5.	38—	Brandon Boykin, Georgia (988 yards)	2009
	38—	Brandon Boykin, Georgia (850 yards)	2011
	38—	Leon Berry, Mississippi State (1,015 yards)	2009
8.	35—	Boo Williams, South Carolina (760 yards)	1998
	35—	Mike Wallace, Ole Miss (861 yards)	2008
	35—	Bryce Sherman, South Carolina (713 yards)	2010

CAREER:

1.	119—	Dennis Johnson, Arkansas (2,784 yards)	2008-12
2.	112—	Brandon James, Florida (2,718 yards)	2006-09
3.	110—	Brandon Boykin, Georgia (2,663 yards)	2008-11
4.	107—	Mark Johnson, Vanderbilt (2,263 yards)	1986-88, 90
5.	106—	Chris Culliver, South Carolina (2,476 yards)	2007-2010
6.	95—	Domanick Davis, LSU (2,168 yards)	1999-02
	95—	Derek Abney, Kentucky (2,315 yards)	2000-03
8.	90—	Javier Arenas, Alabama (2,166 yards)	2006-09
9.	85—	Tony Jackson, Vanderbilt (2,004 yards)	1989-93
10.	81—	Derek Pegues, Mississippi State (1,790 yards)	2005-08

YARDS RETURNED

GAME:

1.	243—	Kwane Doster, Vanderbilt vs. Ole Miss (8 returns)	2002
2.	222—	Chris Culliver, South Carolina (8 returns)	2007
3.	217—	Darrius Sims, Vanderbilt vs. South Carolina (3 returns)	2014
4.	207—	LaMarcus Coker, Tennessee (6 returns)	2007
5.	202—	Demond Washington, Auburn vs. Georgia	2009
	202—	Mike Wallace, Ole Miss vs. Vanderbilt (6 returns)	2008
7.	197—	Kerry Goode, Alabama vs. Boston College (4 returns)	1984
8.	196—	George Ranager, Alabama vs. Auburn (5 returns)	1969
9.	191—	Derrick Locke, Kentucky vs. Louisville (4 returns)	2009
10.	190—	Scott Woerner, Georgia vs. Kentucky (6 returns)	1977
11.	188—	Jeff Scott, Ole Miss. vs. LSU (7 returns)	2010
12.	187—	Brandon Boykin, Georgia vs. South Carolina (4 returns)	2009

13. 185— Keenan Burton, Kentucky vs. Louisville (5 returns) . . . 2006
14. 184— Brandon Boykin, Georgia vs. South Carolina (7 returns) . . . 2011
15. 182— Tristan Davis, Auburn vs. Arkansas (5 returns) . . . 2008

SEASON:

1. 1,117— Demond Washington, Auburn (46 returns) . . . 2010
2. 1,050— Warren Norman, Vanderbilt (40 returns) . . . 2009
3. 1,031— Dennis Johnson, Arkansas (40 returns) . . . 2009
4. 1,015— Leon Berry, Mississippi State (38 returns) . . . 2009
5. 988— Brandon Boykin, Georgia (38 returns) . . . 2009
6. 905— Dennis Johnson, Arkansas (41 returns) . . . 2008
7. 863— David Oku, Tennessee (33 returns) . . . 2009
8. 861— Mike Wallace, Ole Miss (35 returns) . . . 2008
9. 850— Brandon Boykin, Georgia (38 returns) . . . 2011
10. 845— Odell Beckham, Jr., LSU (32 returns) . . . 2013
11. 841— Brandon James, Florida (30 returns) . . . 2007
12. 825— Brandon Boykin, Georgia (34 returns) . . . 2010
13. 823— D.J. Moore, Vanderbilt (32 returns) . . . 2007
14. 821— Chris Culliver, South Carolina (34 returns) . . . 2008
15. 820— Kio Sanford, Kentucky (33 returns) . . . 1994

CAREER:

1. 2,784— Dennis Johnson, Arkansas (119 returns) . . . 2008-12
2. 2,718— Brandon James, Florida (112 returns) . . . 2006-09
3. 2,663— Brandon Boykin, Georgia (110 returns) . . . 2008-11
4. 2,498— Derek Pegues, Mississippi State (112 returns) . . . 2005-08
5. 2,476— Chris Culliver, South Carolina (106 returns) . . . 2007-10
6. 2,315— Derek Abney, Kentucky (95 returns) . . . 2000-03
7. 2,263— Mark Johnson, Vanderbilt (107 returns) . . . 1986-88, 90
8. 2,168— Domanick Davis, LSU (95 returns) . . . 1999-02
9. 2,166— Javier Arenas, Alabama (90 returns) . . . 2006-09
10. 2,111— Andre Debose, Florida (79 returns) . . . 2009-14
11. 2,004— Tony Jackson, Vanderbilt (85 returns) . . . 1989-93
12. 1,862— Tony James, Mississippi State (78 returns) . . . 1989-92
13. 1,854— Willie Gault, Tennessee (78 returns) . . . 1979-82
14. 1,806— Trindon Holliday, LSU (74 returns) . . . 2006-09
15. 1,788— Leonard Scott, Tennessee (77 returns) . . . 1999-02

YARDS PER RETURN

SEASON: (Min. 20)

1. 29.6— Felix Jones, Arkansas (22 for 652) . . . 2007
2. 29.2— Solomon Patton, Florida (22 for 642) . . . 2013
3. 28.0— Brandon James, Florida (30 for 841) . . . 2007
4. 27.9— Dan Bland, Mississippi State (20 for 558) . . . 1964
   27.9— Andre Debose, Florida (21 for 587) . . . 2010
6. 27.8— Derrick Locke, Kentucky (23 for 639) . . . 2009
7. 27.6— Willie Gault, Tennessee (24 for 662) . . . 1980
8. 27.5— James Brooks, Auburn (21 for 577) . . . 1979
9. 27.4— Tristan Davis, Auburn (24 for 657) . . . 2008
10. 27.0— Leonard Scott, Tennessee (20 for 540) . . . 2000
    27.0— Tristan Davis, Auburn (28 for 756) . . . 2006

SEASON: (Min. 30)

1. 28.0— Brandon James, Florida (30 for 841) . . . 2007
2. 26.8— Derek Abney, Kentucky (30 for 804) . . . 2002
3. 26.4— Odell Beckham, Jr., LSU (32 for 845) . . . 2013
4. 26.2— Warren Norman, Vanderbilt (40 for 1,050) . . . 2009
   26.2— David Oku, Tennessee (33 for 863) . . . 2009
6. 26.0— Brandon Boykin, Georgia (38 for 988) . . . 2009
7. 25.8— Dennis Johnson, Arkansas (40 for 1,031) . . . 2009
8. 25.7— D.J. Moore, Vanderbilt (32 for 823) . . . 2007
9. 24.9— Kio Sanford, Kentucky (33 for 820) . . . 1994
10. 24.8— Tony Jackson, Vanderbilt (32 for 794) . . . 1992
11. 24.7— Keenan Burton, Kentucky (31 for 765) . . . 2006
12. 24.6— Mike Wallace, Ole Miss (35 for 861) . . . 2008
13. 24.3— Tony Jackson, Vanderbilt (31 for 753) . . . 1993
14. 24.1— Derek Abney, Kentucky (32 for 772) . . . 2003
    24.1— Chris Culliver, South Carolina (34 for 821) . . . 2008

CAREER: (Min. 30)

1. 28.2— Felix Jones, Arkansas (62 for 1,749) . . . 2005-07
2. 27.7— Solomon Patton, Florida (39 for 1,079) . . . 2010-13
3. 27.6— Bo Carroll, Florida (36 for 992) . . . 1997-99
4. 27.1— Derrick Locke, Kentucky (54 for 1,464) . . . 2007-10
   27.1— Calvin Bird, Kentucky (37 for 1,001) . . . 1958-60
6. 26.7— Leon Berry, Mississippi State (38 for 1,015) . . . 2009
7. 26.7— Andre Debose, Florida (79 for 2,111) . . . 2009-14
8. 26.6— Dan Bland, Mississippi State (42 for 1,118) . . . 1963-65
9. 26.5— Tristan Davis, Auburn (55 for 1,455) . . . 2005-08
10. 26.1— Jack Jackson, Florida (39 for 1,019) . . . 1992-94

CAREER: (min. 50)

1. 28.2— Felix Jones, Arkansas (62 for 1,749) . . . 2005-07
2. 27.1— Derrick Locke, Kentucky (54 for 1,464) . . . 2007-10
3. 26.7— Andre Debose, Florida (79 for 2,111) . . . 2009-14
4. 26.5— Tristan Davis, Auburn (55 for 1,455) . . . 2005-08
5. 26.0— Demond Washington, Auburn (62 for 1,614) . . . 2007-10
6. 25.6— Keenan Burton, Kentucky (67 for 1,715) . . . 2003-07
7. 25.4— Robert Dow, LSU (70 for 1,780) . . . 1973-76
   25.4— James Brooks, Auburn (68 for 1,726) . . . 1977-80
9. 24.4— Derek Abney, Kentucky (95 for 2,315) . . . 2000-03
10. 24.3— Brandon James, Florida (112 for 2,718) . . . 2006-09

KICKOFF RETURN TOUCHDOWNS

GAME:

1. *2— Darrius Sims, Vanderbilt vs. South Carolina . . . 2014

* - Ties NCAA Record

SEASON:

1. 3— Willie Gault, Tennessee . . . 1980
   3— Brandon Boykin, Georgia . . . 2009
   3— Warren Norman, Vanderbilt . . . 2009

CAREER:

1. 4— Willie Gault, Tennessee . . . 1979-82
   4— Felix Jones, Arkansas . . . 2005-07
   4— Brandon Boykin, Georgia . . . 2008-11
   4— Andre Debose, Florida . . . 2009-14
   4— Marcus Murphy, Missouri . . . 2010-14

LONG KICKOFF RETURNS

GAME:

1. 100— Pat Reen, Florida vs. Miami . . . 1940
   100— Jim Burkett, Alabama vs. Duquesne . . . 1949
   100— Bobby Duke, Auburn vs. Mississippi State . . . 1953
   100— Jimmy Burson, Auburn vs. Tennessee-Chattanooga . . . 1960
   100— Gary Martin, Alabama vs. Miami . . . 1963
   100— Ray Ogden, Alabama vs. Auburn . . . 1964
   100— Sammy Grezaffi, LSU vs. Tennessee . . . 1967
   100— George Ranager, Alabama vs. Auburn . . . 1969
   100— Vernon Studdard, Ole Miss vs. Alabama . . . 1970
   100— Willie Shelby, Alabama vs. Kentucky . . . 1973
   100— Preston Brown, Vanderbilt vs. Ole Miss . . . 1977
   100— Sam DeJarnette, Auburn vs. Mississippi State . . . 1980
   100— Willie Gault, Tennessee vs. Pittsburgh . . . 1980
   100— Glen Young, Mississippi State vs. LSU . . . 1980
   100— Eric Martin, LSU vs. Kentucky . . . 1981
   100— Pierre Goode, Alabama vs. Ole Miss . . . 1988
   100— Kurt Johnson, Kentucky vs. Georgia . . . 1989
   100— Jack Jackson, Florida vs. Mississippi State . . . 1993
   100— Madre Hill, Arkansas vs. LSU . . . 1994
   100— John Avery, Ole Miss vs. LSU . . . 1996
   100— Boo Williams, South Carolina vs. Vanderbilt . . . 1997
   100— John Avery, Ole Miss vs. Alabama . . . 1997
   100— Craig Yeast, Kentucky vs. Florida . . . 1998
   100— Peerless Price, Tennessee vs. Alabama . . . 1998
   100— Leonard Scott, Tennessee vs. Georgia . . . 1999
   100— Bo Carroll, Florida vs. LSU . . . 1999
   100— Deuce McAllister, Ole Miss vs. Arkansas . . . 1999
   100— Tim Carter, Auburn vs. LSU . . . 2000
   100— Derek Abney, Kentucky vs. Florida . . . 2002
   100— Fred Reid, Mississippi State vs. Memphis . . . 2003
   100— Tyrone Prothro, Alabama vs. Kentucky . . . 2005
   100— Felix Jones, Arkansas vs. Mississippi State . . . 2005
   100— Keenan Burton, Kentucky vs. Louisville . . . 2006
   100— Felix Jones, Arkansas vs. Ole Miss . . . 2006
   100— Derrick Locke, Kentucky vs. Western Kentucky . . . 2008
   100— Derrick Locke, Kentucky vs. Louisville . . . 2009
   100— Brandon Boykin, Georgia vs. South Carolina . . . 2009
   100— Brandon Boykin, Georgia vs. Tennessee . . . 2009
   100— Brandon Boykin, Georgia vs. Kentucky . . . 2010
   100— Todd Gurley, Georgia vs. Buffalo . . . 2012
   100— Onterio McCalebb, Auburn vs. Mississippi State . . . 2012
   100— Andre Debose, Florida vs. Louisville . . . 2012
   100— Jaylen Walton, Ole Miss vs. Texas . . . 2012
   100— Tre Mason, Auburn vs. Washington State . . . 2013
   100— Solomon Patton, Florida vs. Missouri . . . 2013
   100— Todd Gurley, Georgia vs. Clemson . . . 2014
   100— Darrius Sims, Vanderbilt vs. South Carolina . . . 2014
   100— Leonard Fournette, LSU vs. Notre Dame . . . 2014

MISSED FIELD GOAL RETURNS

LONG MISSED FIELD GOAL RETURNS

GAME:

1. 100— Odell Beckham, Jr., LSU vs. UAB . . . 2013
   100— Chris Davis, Auburn vs. Alabama . . . 2013

TOTAL KICK RETURNS

MOST RETURNS

SEASON:

1. 69— Brandon James, Florida (37 PR, 32 KOR) . . . 2008
2. 67— Javier Arenas, Alabama (41 PR, 26 KOR) . . . 2008
3. 66— Thomas Bailey, Auburn (42 PR, 24 KOR) . . . 1991
   66— Derek Abney, Kentucky (36 PR, 30 KOR) . . . 2002
5. 61— Tony James, Mississippi State (40 PR, 21 KOR) . . . 1989
   61— Derek Abney, Kentucky (29 PR, 32 KOR) . . . 2003
7. 60— Domanick Davis, LSU (36 PR, 24 KOR) . . . 2002
8. 59— Willie Gault, Tennessee (31 PR, 28 KOR) . . . 1981
   59— Randall Cobb, Kentucky (28 PR, 31 KOR) . . . 2010
10. 58— Sammy Grezaffi, LSU (41 PR, 17 KOR) . . . 1967

CAREER:

1. 229— Brandon James, Florida (117 PR, 112 KOR) 2006-09
2. 215— Javier Arenas, Alabama (125 PR, 90 KOR) 2006-09
3. 199— Tony James, Mississippi State (121 PR, 78 KOR) 1989-92
   199— Thomas Bailey, Auburn (125 PR, 74 KOR) 1991-94
5. 190— Derek Pegues, Mississippi State (78 PR, 112 KOR) 2005-08
6. 189— Domanick Davis, LSU (94 KOR, 95 PR) 1999-02
7. 183— Derek Abney, Kentucky (88 PR, 95 KOR) 2000-03
8. 156— Willie Gault, Tennessee (78 PR, 78 KOR) 1979-82
9. 139— Preston Brown, Vanderbilt (59 PR, 80 KOR) 1976-79
10. 138— Kurt Johnson, Kentucky (64 PR, 74 KOR) 1989-92

MOST RETURN YARDS

GAME:

1. 266— Nick Turner, Mississippi State vs. Tennessee (4/103 PR, 7/163 KOR) 2003
2. 243— Kwane Doster, Vanderbilt vs. Ole Miss (243 KOR) 2002
3. 237— Javier Arenas, Alabama vs. LSU (3/69 PR, 8/168 KOR) 2007
4. 235— Dicky Lyons, Kentucky vs. LSU (4/75 PR, 4/160 KOR) 1967
5. 225— Chris Culliver, South Carolina vs. Arkansas (8/225 KOR) 2007
6. 223— Derek Abney, Kentucky vs. Florida (4/69 PR, 4/154 KOR) 2002
7. 218— Derek Pegues, Mississippi State vs. Arkansas (3/69 PR, 5/149 KOR) 2007
8. 217— Darrius Sims, Vanderbilt vs. South Carolina (3/217 KOR) 2014
9. 212— Javier Arenas, Alabama (5/147 PR, 2/65 KOR) 2008
10. 210— Dale Carter, Tennessee vs. Kentucky (4/62 PR, 4/148 KOR) 1990

SEASON:

1. 1,348— Derek Abney, Kentucky (36/544 PR, 30/804 KOR) 2002
2. 1,264— Javier Arenas, Alabama (650 PR, 614 KOR) 2008
3. 1,248— Brandon James, Florida (37/510 PR, 32/738 KOR) 2008
4. 1,119— Thomas Bailey, Auburn (42/528 PR, 24/591 KOR) 1991
5. 1,117— Demond Washington, Auburn (0/0 PR, 46/1,117 KOR) 2010
6. 1,084— Leon Berry, Mississippi State (9/69 PR, 38/1015 KOR) 2009
7. 1,095— Brandon James, Florida (14/254 PR, 30/841 KOR) 2007
8. 1,059— Domanick Davis, LSU (36/499 PR, 24/560 KOR) 2002
9. 1,057— Derek Abney, Kentucky (29/285 PR, 32/772 KOR) 2003
10. 1,050— Warren Norman, Vanderbilt (0 PR, 1,050 KOR) 2009

CAREER:

1. 4,089— Brandon James, Florida (117/1,371 PR, 112/2,718 KOR) 2006-09
2. 3,918— Javier Arenas, Alabama (1,752 PR, 2,166 KOR) 2006-09
3. 3,357— Derek Abney, Kentucky (88/1,042 PR, 95/2,315 KOR) 2000-03
4. 3,294— Domanick Davis, LSU (94/1126 PR, 95/2168 KOR) 1999-02
5. 3,290— Derek Pegues, Mississippi State (112/2,498 KOR, 78/792 PR) 2005-08
6. 3,194— Tony James, Mississippi State (121/1,332 PR, 78/1,862 KOR) 1989-92
7. 3,089— Brandon James, Florida (83/1,952 KOR, 84/1,127 PR) 2006-09
8. 2,843— Brandon Boykin, Georgia (110/2,663 KOR, 14/180 PR) 2008-11
9. 2,837— Marcus Murphy, Missouri (87/2,036 KOR, 75/801 PR) 2010-14
9. 2,811— Javier Arenas, Alabama (69/1,565 KOR, 91/1,246) 2006-09

YARDS PER RETURN

GAME:

1. 97.0— Korliss Marshall, Arkansas vs. Northern Illinois (97 yards, 1 ret.) 2014
2. 72.3— Darrius Sims, Vanderbilt vs. South Carolina (217 yards, 3 rets.) 2014
3. 63.5— Todd Gurley, Georgia vs. Buffalo (127 yards, 2 rets.) 2012
4. 58.3— Isaiah McKenzie, Georgia vs. Kentucky (175 yards, 3 rets.) 2014
5. 55.0— Quan Bray, Auburn vs. San Jose State (55 yards, 1 ret.) 2014
6. 53.0— Speedy Noil, Texas A&M vs. Lamar (53 yards, 1 ret.) 2014
7. 52.7— Deuce McAllister, Ole Miss vs. Arkansas (158 yds., 3 rets.) 1999
8. 50.0— Mike Fuller, Auburn vs. Chattanooga (200 yds., 4 rets.) 1974
9. 49.3— Kerry Goode, Alabama vs. Boston Coll. (197 yds., 4 rets.) 1984
10. 49.0— Quan Bray, Auburn vs. Louisiana Tech (98 yds., 2 rets.) 2014

SEASON: (Min. 25)

1. 27.0— Tristan Davis, Auburn (28/756 KOR) 2007
2. 26.0— Brandon Boykin, Georgia (39/988 KOR) 2009
3. 25.8— Dennis Johnson, Arkansas (40/1,031 KOR) 2009
4. 25.7— D.J. Moore, Vanderbilt (32/823 KOR) 2007
5. 24.9— Brandon James, Florida (14/254 PR, 30/841 KOR) 2007
6. 24.4— Deuce McAllister, Ole Miss (3/30 PR, 25/652 KOR) 1999
7. 24.3— Demond Washington, Auburn (0/0 PR, 46/1,117 KOR) 2010
8. 24.2— Tony Nathan, Alabama (18/223 PR, 10/212 KOR) 1977
9. 24.1— Chris Culliver, South Carolina (34/821 KOR) 2008
10. 23.9— Speedy Noil, Texas A&M (27/645 KOR) 2014

CAREER: (Min. 100)

1. 23.4— Dennis Johnson, Arkansas (119/2,784 KOR) 2008-12
2. 22.9— Brandon Boykin, Georgia (110/2,663 KOR, 14/180 PR) 2008-11
3. 21.1— Trindon Holliday, LSU (73/1,806 KOR, 43/695 PR) 2006-09
4. 19.1— Robert Dow, LSU (37/360 PR, 70/1,780 KOR) 1973-76
5. 18.5— Brandon James, Florida (84/1,127 PR, 83/1,962 KOR) 2006-09
6. 18.4— Glen Young, Mississippi State (46/512 PR, 66/1,538 KOR) 1979-82
7. 18.3— Derek Abney, Kentucky (88/1,042 PR, 95/2,315 KOR) 2000-03
8. 18.2— Javier Arenas, Alabama (90/2,166 PR, 125/1,752 KOR) 2006-09
9. 18.0— Dicky Lyons, Kentucky (60/1,065 PR, 56/1,188 KOR) 1966-68
10. 17.5— Corey Harris, Vanderbilt (32/236 PR, 74/1,614 KOR) 1988-91

KICK RETURN TOUCHDOWNS

SEASON:

1. *6— Derek Abney, Kentucky (4 PR, 2 KOR) 2002
2. 5— Pinky Rohm, LSU (3 PR, 2 KOR) 1937

CAREER:

1. 8— Derek Abney, Kentucky (6 PR, 2 KOR) 2000-03
2. 6— Lee Nalley, Vanderbilt (5 PR, 1 KOR) 1947-49
3. 5— Pinky Rohm, LSU (3 PR, 2 KOR) 1937
   5— Willie Gault, Tennessee (1 PR, 4 KOR) 1979-82
   5— Tom McWilliams, Mississippi State (4 PR, 1 KOR) 1944-48
   5— Brandon James, Florida (4 PR, 1 KOR) 2006-09
   5— Joe Adams, Arkansas (5 PR) 2008-11
   5— Andre Debose, Florida (4 KOR, 1 PR) 2009-14
9. 4— Doug Cunningham, Ole Miss (3 PR, 1 KOR) 1964-66
   4— Marcus Rhoden, Mississippi State (3 PR, 1 KOR) 1964-66
   4— Bobby Majors, Tennessee (4 PR) 1969-71
   4— Mike Fuller, Auburn (3 PR, 1 KOR) 1972-74
   4— Steve Tannen, Florida (4 PR) 1967-69
   4— David Palmer, Alabama (4 PR) 1991-92
   4— Jacquez Green, Florida (4 PR) 1995-97
   4— Craig Yeast, Kentucky (1 PR, 3 KOR) 1995-98
   4— Felix Jones, Arkansas (4 KOR) 2005-07
   4— Trindon Holliday, LSU (2 KOR, 2 PR) 2006-09
   4— Brandon Boykin, Georgia (4 KOR) 2008-11
   4— Andre Debose, Florida (4 KOR) 2009-14
   4— Marcus Murphy, Missouri (4 KOR) 2012-14

INTERCEPTIONS

MOST INTERCEPTIONS

GAME:

1. 4— Jack Nix, Mississippi State vs. Arkansas 1939
   4— Junior Rosegreen, Auburn vs. Tennessee 2004
3. 3— 42 players; Most Recent:
   Craig Steltz, LSU vs. Mississippi State 2007

SEASON:

1. 12— Terry Hoage, Georgia (51 yards) 1982
2. 10— Bobby Wilson, Ole Miss (70 yards) 1949
   10— Hootie Ingram, Alabama (163 yards) 1952
   10— Jake Scott, Georgia (175 yards) 1968
   10— Bobby Majors, Tennessee (177 yards) 1970
   10— Ben Smith, Georgia (54 yards) 1989
   10— Senquez Golson, Ole Miss (162 yards) 2014

CAREER:

1. 20— Bobby Wilson, Ole Miss (379 yards) 1946-49
   20— Chris Williams, LSU (91 yards) 1977-80
3. 19— Glen Cannon, Ole Miss (180 yards) 1967-69
   19— Antonio Langham, Alabama (229 yards) 1990-93
5. 18— Buddy McClinton, Auburn (208 yards) 1967-69
   18— Tim Priest, Tennessee (305 yards) 1968-70
7. 16— Harry Gilmer, Alabama (234 yards) 1944-47
   16— Jake Scott, Georgia (315 yards) 1967-68
   16— Mike Jones, Tennessee (305 yards) 1967-69
   16— Harry Harrison, Ole Miss (242 yards) 1971-73
   16— Jeremiah Castille, Alabama (186 yards) 1979-82
   16— John Mangum, Alabama (95 yards) 1986-89
   16— Corey Webster, LSU (181 yards) 2001-04
   16— Bacarri Rambo, Georgia (293 yards) 2009-12
   16— Senquez Golson, Ole Miss (232 yards) 2011-14

YARDS RETURNED

GAME:

1. 162— Joe Brodsky, Florida vs. Mississippi State (3 int.) 1956
2. 155— Greg Long, Kentucky vs. North Texas State (3 int.) 1981

SEASON:

1. 265— Eric Berry, Tennessee (7 int.) 2008
2. 244— Joe Brodsky, Florida (5 int.) 1956
3. 222— Eric Berry, Tennessee (5 int.) 2007
4. 219— Greg Jackson, LSU (7 int.) 1988
5. 197— David Hunter, Kentucky (3 int.) 1968
6. 192— Cedric Donaldson, LSU (7 int.) 1997
7. 191— Ahmad Black, Florida (7 int.) 2008
8. 189— Eli Marichich, Georgia (8 int.) 1948
9. 182— Keiwan Ratliff, Florida (9 int.) 2003
10. 179— Lito Sheppard, Florida (6 int.) 2000

CAREER:

1. 494— Eric Berry, Tennessee (14 int.) 2007-09
2. 379— Bobby Wilson, Ole Miss (20 int.) 1946-49
3. 376— Darryl Bishop, Kentucky (14 int.) 1971-73
4. 362— Ahmad Black, Florida (13 int.) 2007-10
5. 315— Jake Scott, Georgia (16 int.) 1967-68
6. 310— Wilbur Jamerson, Kentucky (11 int.) 1947-50
7. 305— Mike Jones, Tennessee (16 int.) 1967-69
   305— Tim Priest, Tennessee (18 int.) 1968-70
9. 303— Scott Woerner, Georgia (13 int.) 1977-80
10. 293— Conrad Graham, Tennessee (15 int.) 1970-72
    293— Bacarri Rambo, Georgia (16 int.) 2009-12

YARDS PER INTERCEPTION

GAME: (Min. 3)

1. 54.0— Joe Brodsky, Florida vs. Mississippi State (3/162) . . . 1956
2. 51.7— Greg Long, Kentucky vs. North Texas State (3/155) . . . 1981

SEASON: (Min. 5)

1. 48.8— Joe Brodsky, Florida (5/244) . . . 1956
2. 44.4— Eric Berry, Tennessee (5/222) . . . 2007
3. 37.9— Eric Berry, Tennessee (7/265) . . . 2008
4. 34.8— Jerell Norton, Arkansas (5/174) . . . 2007
5. 34.2— Ahmad Black, Florida (5/171) . . . 2010
6. 32.0— Bobby Wilson, Ole Miss (5/160) . . . 1947
7. 31.3— Greg Jackson, LSU (7/219) . . . 1988
8. 29.8— Lito Sheppard, Florida (6/179) . . . 2000
   29.8— Darryl Bishop, Kentucky (5/149) . . . 1972
   29.8— Bobby Wilson, Ole Miss (5/149) . . . 1948

SEASON: (Min. 10)

1. 17.7— Bobby Majors, Tennessee (10/177) . . . 1970
2. 17.5— Jake Scott, Georgia, (10/175) . . . 1968
3. 16.3— Hootie Ingram, Alabama (10/163) . . . 1952

CAREER: (Min. 10)

1. 35.3— Eric Berry, Tennessee (14 for 494) . . . 2007-09
2. 28.2— Wilbur Jamerson, Kentucky (11 for 310) . . . 1947-50
3. 27.8— Ahmad Black, Florida (13 for 362) . . . 2007-10
4. 26.8— Darryl Bishop, Kentucky (14/376) . . . 1971-73
5. 26.0— Craig Steltz, LSU (11 for 286) . . . 2004-07
6. 25.5— Jackie Walker, Tennessee (11/281) . . . 1969-71
7. 24.4— Eddie Brown, Tennessee (10/244) . . . 1971-73
8. 23.9— David Langner, Auburn (12/287) . . . 1971-73
9. 23.6— Greg Jackson, LSU (11/260) . . . 1985-88
10. 23.3— Scott Woerner, Georgia (13/303) . . . 1978-80

CAREER: (Min. 15)

1. 19.7— Jake Scott, Georgia (16/315) . . . 1967-68
2. 19.5— Conrad Graham, Tennessee (15/293) . . . 1970-72
3. 19.1— Mike Jones, Tennessee (16/305) . . . 1967-69
   19.1— Fred Weary, Florida (15) . . . 1994-97
5. 19.0— Bobby Wilson, Ole Miss (20/379) . . . 1946-49

INTERCEPTION TOUCHDOWNS

GAME:

1. *2— Johnthan Banks, Mississippi State vs. Florida . . . 2009
   *2— Joe Brodsky, Florida vs. Mississippi State . . . 1956
   *2— Jake Scott, Georgia vs. Kentucky . . . 1968

CAREER:

1. *5— Jackie Walker, Tennessee (32 games) . . . 1969-71
2. 4— Trey Wilson, Vanderbilt (49 games) . . . 2009-12
3. 3— Conrad Graham, Tennessee (33 games) . . . 1970-72
   3— Dallas Owens, Kentucky (44 games) . . . 1974-77
   3— Kevin Porter, Auburn (44 games) . . . 1984-87
   3— Greg Jackson, LSU (44 games) . . . 1985-88
   3— Antonio Langham, Alabama (34 games) . . . 1990-93
   3— Orlando Watters, Arkansas (34 games) . . . 1991-93
   3— Brian Robinson, Auburn (33 games) . . . 1992-94
   3— Jonathan Zenon, LSU (41 games) . . . 2004-07
   3— Derek Pegues, Mississippi State (35 games) . . . 2005-08
   3— Eric Berry, Tennessee (26 games) . . . 2007-09
   3— Walter McFadden, Auburn (49 games) . . . 2006-09
   3— Prentiss Waggner, Tennessee (26 games) . . . 2009-12
   3— C.J. Mosley, Alabama (38 games) . . . 2010-13
   3— Bacarri Rambo, Georgia (47 games) . . . 2009-12

LONG INTERCEPTION RETURNS

GAME:

1. 100— Ray Hapes, Ole Miss vs. Ouachita . . . 1937
   100— Bob Davis, Kentucky vs. Washington & Lee . . . 1937
   100— Ray Martin, Tennessee vs. Louisville . . . 1953
   100— Jackie Simpson, Florida vs. Mississippi State . . . 1955
   100— Joe Brodsky, Florida vs. Mississippi State . . . 1956
   100— Charlie Britt, Georgia vs. Florida . . . 1959
   100— Louis Guy, Ole Miss vs. Tennessee . . . 1962
   100— White Graves, LSU vs. Kentucky . . . 1964
   100— Dave Hunter, Kentucky vs. West Virginia . . . 1968
   100— Greg Jackson, LSU vs. Mississippi State . . . 1988
   100— Jerell Norton, Arkansas vs. North Texas . . . 2007
   100— Anthony Johnson, Mississippi State vs. Alabama . . . 2007
   100— Johnthan Banks, Mississippi State vs. Florida . . . 2009
   100— Walter McFadden, Auburn vs. Northwestern . . . 2009
   100— Archibald Barnes, Vanderbilt vs. Tennessee . . . 2011
   100— Trey Wilson, Vanderbilt vs. Presbyterian . . . 2012
   100— Rohan Gaines, Arkansas vs. Ole Miss . . . 2014

TACKLES

TACKES

CAREER:

1. 547— Andy Spiva, Tennessee . . . 1973-76
2. 528— Freddie Smith, Auburn . . . 1976-79
   528— Jeff Herrod, Ole Miss . . . 1984-87
4. 521— Jim Kovach, Kentucky . . . 1974-76, 1978
5. 482— Chris Chenault, Kentucky . . . 1985-88
6. 475— David Little, Florida . . . 1977-80
   475— Jeff Kremer, Kentucky . . . 1984-87
8. 472— Kem Coleman, Ole Miss . . . 1974-77
9. 470— Marty Moore, Kentucky . . . 1990-93
10. 467— Scot Brantley, Florida . . . 1976-79
    467— Ben Zambiasi, Georgia . . . 1974-77
    467— Ray Costict, Mississippi State . . . 1973-76

SACKS

SACKS

CAREER:

1. 52.0— Derrick Thomas, Alabama . . . 1985-88
2. 49.0— Billy Jackson, Mississippi State . . . 1980-83
3. 37.0— Ben Williams, Ole Miss . . . 1972-75
4. 36.0— David Pollack, Georgia . . . 2001-04
5. 33.0— Alex Brown, Florida . . . 1998-01
6. 32.0— Reggie White, Tennessee . . . 1980-83
7. 29.0— Richard Tardits, Georgia . . . 1985-88
   29.0— Eric Norwood, South Carolina . . . 2006-09
9. 28.0— Jimmy Payne, Georgia . . . 1978-82
   28.0— Leonard Little, Tennessee . . . 1995-97
   28.0— Jarvis Jones, Georgia . . . 2011-12

SOUTHEASTERN CONFERENCE TEAM OFFENSE RECORDS

RUSHING

MOST RUSHES

GAME:

1.	89—	Georgia vs. Kentucky	1967
2.	86—	Auburn vs. Vanderbilt	1951
3.	83—	LSU vs. Wyoming	1977
4.	82—	LSU vs. Florida	1977
	82—	Alabama vs. Baylor	1979
	82—	Auburn vs. Ole Miss	1985
7.	80—	Ole Miss vs. Mississippi State	1949
	80—	Alabama vs. Vanderbilt	1972
	80—	Arkansas vs. Ole Miss	2001
10.	79—	Georgia Tech vs. Sewanee	1935
	79—	LSU vs. Florida	1978

SEASON:

1.	763—	Alabama (3,792 yards in 11 games)	1979
2.	729—	Auburn (4,596 yards in 14 games)	2013
3.	724—	Kentucky (2,661 yards in 11 games)	1975
4.	707—	Alabama (3,082 yards in 11 games)	1981
5.	705—	Alabama (3,565 yards in 11 games)	1971
6.	704—	Alabama (3,332 yards in 11 games)	1972
7.	697—	Alabama (3,268 yards in 11 games)	1977
8.	693—	Georgia (3,075 yards in 11 games)	1976
9.	691—	Georgia (3,377 yards in 11 games)	1971
10.	686—	Alabama (3,288 yards in 11 games)	1974

YARDS GAINED

GAME:

1.	748—	Alabama vs. Virginia Tech (63 rushes)	1973
2.	638—	Tulane vs. Mississippi College	1937
3.	606—	Vanderbilt vs. Tennessee Poly	1942
4.	565—	Auburn vs. Southwestern Louisiana (58 rushes)	1985
5.	547—	Vanderbilt vs. Air Force (60 rushes)	1978
6.	545—	Auburn vs. Missouri (43 rushes)	2013
7.	542—	Arkansas vs. South Carolina (58 rushes)	2007
8.	532—	Mississippi State vs. Union (60 rushes)	1941
9.	531—	Alabama vs. Ole Miss (73 rushes)	1971
	531—	Florida vs. Utah (50 rushes)	1977

SEASON:

1.	4,596—	Auburn (729 rushes in 14 games)	2013
2.	4,027—	Alabama (664 rushes in 11 games)	1973
3.	3,987—	Auburn (652 rushes in 14 games)	2010
4.	3,792—	Alabama (763 rushes in 11 games)	1979
5.	3,725—	Arkansas (625 rushes in 13 games)	2007
6.	3,565—	Alabama (705 rushes in 11 games)	1971
7.	3,438—	Auburn (620 rushes in 11 games)	1985
8.	3,392—	Alabama (704 rushes in 11 games)	1972
9.	3,381—	Alabama (632 rushes in 11 games)	1980
10.	3,352—	LSU (674 rushes in 11 games)	1977
	3,352—	Georgia (555 rushes in 13 games)	2014

YARDS PER GAME

1.	366.1—	Alabama (4,927 in 11 games)	1973
2.	344.7—	Alabama (3,792 in 11 games)	1979
3.	328.3—	Auburn (4,596 in 14 games)	2013
4.	324.1—	Alabama (3,565 in 11 games)	1971
5.	312.5—	Auburn (3,438 in 11 games)	1985
6.	307.4—	Alabama (3,381 in 11 games)	1980
7.	306.8—	Tennessee (3,068 in 10 games)	1951
8.	306.3—	Ole Miss (3,063 in 10 games)	1957
9.	304.7—	LSU (3,352 in 11 games)	1977
10.	303.4—	Georgia (3,377 in 11 games)	1971

YARDS PER RUSH

GAME:

1.	12.40—	Arkansas vs. Nicholls State (40 for 496)	2014
2.	11.88—	Auburn vs. Western Carolina (43 for 511)	2013
3.	11.87—	Alabama vs. Virginia Tech (63 for 748)	1973
4.	11.20—	Florida vs. Charleston Southern (33 for 369)	2009
5.	11.17—	Ole Miss vs. Presbyterian (36 for 402)	2014
6.	11.14—	Auburn vs Ball State (35 for 390)	2005
7.	10.66—	Tennessee vs. Tennessee Tech (44 for 469)	1951
8.	10.65—	Florida vs. The Citadel (37 for 394)	2008
9.	10.52—	Texas A&M vs. Oklahoma (31 for 326)	2012
10.	10.14—	LSU vs. Rice (43 for 436)	1987
11.	9.74—	Auburn vs. Southwestern Louisiana (58 for 565)	1985
12.	9.73—	Auburn vs. Vanderbilt (45 for 438)	1979
	9.73—	Arkansas vs. Eastern Michigan (30 for 292)	2009
14.	9.72—	Ole Miss vs. Auburn (53 for 515)	1951
15.	9.66—	Georgia vs. Louisiana-Monroe (29 for 280)	2005

SEASON:

1.	6.8—	LSU (360 for 2,632)	1945
2.	6.3—	Auburn (729 for 4,596)	2013
3.	6.1—	Alabama (664 for 4,027)	1973
	6.1—	Auburn (652 for 3,987)	2010
5.	6.0—	Arkansas (625 for 3,725)	2007
	6.0—	Georgia (555 for 3,352)	2014
7.	5.94—	Arkansas (539 for 3,199)	2006
	5.94—	Florida (545 for 3,236)	2008
9.	5.93—	Tennessee (442 for 2,621)	1993
10.	5.92—	Alabama (586 for 3,007)	1950

PASSING

MOST ATTEMPTS

GAME:

1.	69—	LSU vs. Auburn (33 comp.)	1999
2.	67—	Kentucky vs. Arkansas (47 comp.)	1998
	67—	Kentucky vs. LSU (42 comp.)	1997
4.	66—	Florida vs. Auburn (33 comp.)	1969
5.	65—	Tennessee vs. Florida (37 comp.)	1996
	65—	Georgia vs. Florida (36 comp.)	1993
7.	63—	Kentucky vs. Louisville (34 comp.)	1999
	63—	Vanderbilt vs. Alabama (31 comp.)	1989
	63—	Georgia vs. Georgia Tech (37 comp.)	2000
10.	62—	Kentucky vs. Mississippi State (40 comp.)	1997
	62—	Tennessee vs. LSU (37 comp.)	2000
	62—	Kentucky vs. Tennessee (39 comp.)	2007
	62—	Texas A&M vs. Mississippi State (37 comp.)	2014

SEASON:

1.	574—	Kentucky (414 comp.)	1998
2.	564—	Kentucky (322 comp.)	2000
3.	562—	Kentucky (374 comp.)	1997
4.	534—	Tennessee (333 comp.)	2007
5.	528—	Kentucky (331 comp.)	2007
6.	519—	Vanderbilt (296 comp.)	1983
7.	514—	Texas A&M (332 comp.)	2014
8.	503—	Florida (290 comp.)	1992
9.	492—	Tennessee (296 comp.)	1997
	492—	Texas A&M (329 comp.)	2012

COMPLETIONS

GAME:

1.	47—	Kentucky vs. Vanderbilt (58 attempts)	1998
	47—	Kentucky vs. Arkansas (67 attempts)	1998
3.	44—	Texas A&M vs. South Carolina (60 attempts)	2014
4.	42—	Kentucky vs. LSU (67 attempts)	1997
	42—	Ole Miss vs. Arkansas (56 attempts)	2002
	42—	Texas A&M vs. Ole Miss (53 attempts)	2014
7.	41—	Kentucky vs. Georgia (55 attempts)	1997
8.	40—	Kentucky vs. Mississippi State (62 attempts)	1997
	40—	Kentucky vs. Florida (61 attempts)	1998
	40—	South Carolina vs. Mississippi State (46 attempts)	1995

SEASON:

1.	414—	Kentucky (574 attempts)	1998
2.	374—	Kentucky (562 attempts)	1997
3.	339—	Texas A&M (489 attempts)	2013
4.	333—	Tennessee (534 attempts)	2007
5.	332—	Texas A&M (514 attempts)	2014
6.	331—	Kentucky (528 attempts)	2007
7.	329—	Texas A&M (492 attempts)	2012
8.	322—	Kentucky (564 attempts)	2000
9.	310—	Ole Miss (490 attempts)	2013
10.	304—	Kentucky (468 attempts)	1999

COMPLETION PERCENTAGE

GAME: (Min. 20 atts.)

1.	96.0—	Tennessee vs. South Carolina (24 of 25)	1998
2.	95.0—	Ole Miss vs. Tulane (19 of 20)	1982
3.	91.3—	South Carolina vs. Missouri (21 of 23)	2012
4.	90.0—	Auburn vs. Furman (27 of 30)	2009
5.	88.5—	South Carolina vs. Wisconsin (23 of 26)	2013
6.	86.9—	Kentucky vs. Florida (20 of 23)	1986
7.	86.2—	Tennessee vs. Memphis (25 of 29)	2006
	86.2—	LSU vs. Mississippi State (25 of 29)	2013
9.	85.7—	LSU vs. Alabama (18 of 21)	2006
	85.7—	Georgia vs. Kentucky (18 of 21)	2014

GAME: (Min. 30 atts.)

1.	90.0—	Auburn vs. Furman (27-30)	2009
2.	88.6—	Florida vs. Cincinnati (31 of 35)	2009
3.	86.9—	South Carolina vs. Mississippi State (40 of 46)	1995
4.	85.0—	Kentucky vs. Connecticut (34 of 40)	1999
5.	82.4—	Georgia vs. Vanderbilt (28 of 34)	2002
6.	82.1—	Texas A&M vs. Mississippi State (32 of 39)	2012
7.	81.2—	LSU vs. South Carolina (26 of 32)	2003
8.	81.0—	Kentucky vs. Vanderbilt (47 of 58)	1998
9.	80.6—	Ole Miss vs. Middle Tennessee (25 of 31)	2001

10.	80.0—	Georgia vs. LSU (28 of 35)	1998
	80.0—	Arkansas vs. Missouri State (28 of 35)	2011
	80.0—	Ole Miss vs. Presbyterian (24 of 30)	2014

GAME: (Min. 40 atts.)

1.	86.9—	South Carolina vs. Mississippi State (40 of 46)	1995
2.	85.0—	Kentucky vs. Connecticut (34 of 40)	1999
3.	81.0—	Kentucky vs. Vanderbilt (47 of 58)	1998
4.	80.0—	Arkansas vs. Missouri State (28 of 35)	2011
5.	79.5—	LSU vs. Alabama (35 of 44)	2001
6.	79.2—	Texas A&M vs. Ole Miss (42 of 53)	2014
7.	77.8—	Kentucky vs. Mississippi State (35 of 45)	1998
	77.8—	Kentucky vs. Eastern Kentucky (35 of 45)	1998
9.	77.5—	Tennessee vs. Georgia (31 of 40)	1997
10.	77.3—	South Carolina vs. Vanderbilt (34 of 44)	1995

SEASON: (Min. 100 atts.)

1.	72.1—	Kentucky (414 of 574)	1998
2.	69.9—	Alabama (253 of 362)	2010
3.	69.3—	Texas A&M (339 of 489)	2013
4.	68.8—	Florida (203 of 295)	1982
5.	68.5—	Auburn (211 of 308)	2004
6.	68.4—	Florida (249 of 364)	2009
7.	67.1—	South Carolina (282 of 420)	1995
8.	66.9—	Texas A&M (329 of 492)	2012
9.	66.8—	Alabama (219 of 328)	2012
10.	66.6—	LSU (245 of 368)	2006

SEASON: (Min. 300 atts.)

1.	72.1—	Kentucky (414 of 574)	1998
2.	69.9—	Alabama (253 of 362)	2010
3.	69.3—	Texas A&M (339 of 489)	2013
4.	68.5—	Auburn (211 of 308)	2004
5.	68.4—	Florida (249 of 364)	2009
6.	67.4—	Georgia (217 of 322)	2014
7.	67.1—	South Carolina (282 of 420)	1995
8.	66.9—	Texas A&M (329 of 492)	2012
9.	66.8—	Alabama (219 of 328)	2012
10.	66.6—	LSU (245 of 368)	2006

PASSING

YARDS GAINED

GAME:

1.	585—	Kentucky vs. Vanderbilt (47 of 58)	1998
2.	571—	Kentucky vs. Louisville (36 of 47)	1998
3.	545—	Tennessee vs. Kentucky (26 of 36)	1997
4.	544—	Georgia vs. Southern Miss. (30 of 47)	1993
5.	528—	Kentucky vs. Georgia (39 of 58)	2000
	528—	LSU vs. Alabama (35 of 44)	2001
7.	512—	Florida vs. Southwestern Louisiana (34 of 50)	1993
8.	511—	Texas A&M vs. South Carolina (44 of 60)	2014
9.	510—	Arkansas vs. Texas A&M (30 of 51)	2011
10.	507—	Florida vs. Mississippi State (29 of 49)	2001

SEASON:

1.	4,593—	Texas A&M (339 of 489)	2013
2.	4,534—	Kentucky (414 of 574)	1998
3.	4,457—	Florida (299 of 464)	2001
4.	4,338—	Arkansas (301 of 465)	2010
5.	4,330—	Florida (287 of 457)	1995
6.	4,114—	Texas A&M (329 of 492)	2012
7.	4,085—	Georgia (293 of 459)	2013
8.	4,072—	Florida (284 of 488)	1993
9.	4,019—	Kentucky (374 of 562)	1997
10.	4,007—	Florida (234 of 412)	1996

YARDS PER GAME

1.	412.2—	Kentucky (4,534 in 11 games)	1998
2.	405.2—	Florida (4,457 in 11 games)	2001
3.	365.4—	Kentucky (4,019 in 11 games)	1997
4.	360.8—	Florida (4,330 in 12 games)	1995
5.	353.3—	Texas A&M (4,593 in 13 games)	2013
6.	346.1—	Florida (3,807 in 11 games)	1998
7.	339.3—	Florida (4,072 in 12 games)	1993
8.	338.3—	Georgia (3,721 in 11 games)	1994
9.	335.4—	Kentucky (3,689 in 11 games)	2000
10.	333.9—	Florida (4,007 in 12 games)	1996

YARDS PER ATTEMPT

SEASON:

1.	*13.4—	Alabama (94 for 1,261)	1973
2.	10.4—	Alabama (111 for 1,156)	1981
3.	10.2—	Georgia (153 for 1,567)	1974
4.	10.1—	Auburn (296 for 3,002)	2010
5.	10.0—	Georgia (399 for 3,991)	2012
6.	9.9—	Auburn (292 for 2,897)	2004
	9.9—	Alabama (362 for 3,395)	2010
8.	9.7—	Florida (412 for 4,007)	1996
9.	9.6—	Florida (304 for 2,924)	1985
	9.6—	Florida (464 for 4,457)	2001

*—NCAA record

TOUCHDOWNS

GAME:

1.	9—	Florida vs. Central Michigan	1997
2.	8—	Kentucky vs.Louisville	1998
	8—	Kentucky vs. North Dakota	1950
	8—	Florida vs. New Mexico State	1994
5.	7—	Kentucky vs. Indiana	1997
	7—	Florida vs. Northern Illinois	1995
	7—	Alabama vs. Southern Miss	1950
	7—	LSU vs. Ohio	1989
	7—	Florida vs. Southwestern Louisiana	1993
	7—	Florida vs. Kentucky	1998
	7—	Florida vs. Georgia	1995
	7—	Tennessee vs. Kentucky	2007

SEASON:

1.	48—	Florida (12 games)	1995
2.	43—	Florida (12 games)	1994
	43—	Florida (11 games)	2001
4.	42—	Florida (12 games)	1996
5.	41—	Florida (12 games)	1993
6.	40—	Kentucky (13 games)	2007
	40—	Texas A&M (13 games)	2013
8.	39—	Kentucky (11 games)	1998
	39—	Texas A&M (13 games)	2014
10.	37—	Kentucky (11 games)	1997
	37—	Tennessee (12 games)	1997
	37—	Georgia (14 games)	2011
	37—	Georgia (14 games)	2012

INTERCEPTIONS

GAME:

1.	9—	Florida vs. Auburn	1969
2.	8—	Alabama vs. Tennessee	1970
	8—	Mississippi State vs. Alabama	1936
4.	6—	Mississippi State vs. LSU	2007

SEASON:

1.	33—	Kentucky (227 atts., 110 comp.)	1967
2.	32—	Georgia (265 atts., 121 comp.)	1951
3.	31—	Vanderbilt (519 atts., 296 comp.)	1983
4.	30—	Vanderbilt (254 atts., 90 comp)	1972
5.	29—	Auburn (151 atts., 63 comp.)	1948
6.	28—	Kentucky (286 atts., 139 comp.)	1982
7.	27—	South Carolina (452 atts., 249 comp.)	2008
8.	25—	Mississippi State (153 atts., 40 comp.)	1949
	25—	Georgia (247 atts., 118 comp.)	1953
	25—	Tulane	1958
	25—	Auburn (286 atts., 126 comp.)	1968
	25—	Alabama (322 atts., 175 comp.)	1970
	25—	Kentucky (284 atts., 133 comp.)	1980
	25—	LSU (405 atts., 200 comp.)	1999
	25—	Mississippi State (395 atts., 207 comp.)	2003

FEWEST INTERCEPTIONS

GAME: (Min. 45 atts.)

0 interceptions

Tennessee vs. Clemson (56 atts.)	2003
Kentucky vs. Vanderbilt (56 atts.)	1985
Tennessee vs. Southern Miss (54 atts.)	1997
Vanderbilt vs. Tennessee (53 atts.)	1983
Alabama vs. Florida State (53 atts.)	2007
Georgia vs. South Carolina (51 atts.)	1994
South Carolina vs. Arkansas (51 atts.)	2007
Florida vs. Southwestern Louisiana (50 atts.)	1993
Ole Miss vs. Tennessee (50 atts.)	1982
Florida vs. Ball State (50 atts.)	2000
Kentucky vs. Florida (50 atts.)	2007
LSU vs. Tennessee (49 atts.)	1989
Kentucky vs. Middle Tennessee (48 atts.)	2008
Kentucky vs. Florida (48 atts.)	1999
Kentucky vs. Indiana (48 atts.)	2000
Florida vs. Mississippi State (48 atts.)	2001
Kentucky vs. Louisville (47 atts.)	1998
Vanderbilt vs. Ole Miss (47 atts.)	1989
Georgia vs. Southern Miss. (47 atts.)	1993
South Carolina vs. Vanderbilt (47 atts.)	1993
Tennessee vs. California (47 atts.)	2007
LSU vs. Arkansas (47 atts.)	2007
Alabama vs. Tennessee (46 atts.)	1989
South Carolina vs. Mississippi State (46 atts.)	1995
Florida vs. South Carolina (46 atts.)	2000
Kentucky vs. Louisville (46 atts.)	2007
Alabama vs. Tennessee (46 atts.)	2007
Florida vs. N. Illinois (45 atts.)	1991
Georgia vs. Tennessee (45 atts.)	1994
Auburn vs. LSU (45 atts.)	1997
Kentucky vs. Eastern Kentucky (45 atts.)	1998
Arkansas vs. Vanderbilt (48 atts.)	2010
Arkansas vs. Texas A&M (51 atts.)	2011
Arkansas vs. Mississippi State (45 atts.)	2011

Texas A&M vs. SMU (45 atts.) . . . 2012
Texas A&M vs. Arkansas (47 atts.) . . . 2012

SEASON: (Min. 100 atts.)

1.1:195.8— South Carolina (4 in 383) . . . 2013
2.1:109.3— Alabama (3 in 328) . . . 2012
3.1:104.0— Alabama (1 in 104) . . . 1980
4. 1:97.8— Tennessee (4 in 391) . . . 1995
5. 1:88.8— Georgia (4 in 355) . . . 1991
6. 1:87.5— Auburn (2 in 175) . . . 1982
7. 1:74.8— Alabama (4 in 299) . . . 1997
8. 1:72.8— Florida (5 in 364) . . . 2009
9. 1:72.6— Georgia (5 in 363) . . . 2004
10. 1:69.2— Alabama (5 in 346) . . . 2008

SEASON: (Min. 200 atts.)

1.1:195.8— South Carolina (4 in 383) . . . 2013
2.1:109.3— Alabama (3 in 328) . . . 2012
3. 1:97.8— Tennessee (4 in 391) . . . 1995
4. 1:88.8— Georgia (4 in 355) . . . 1991
5. 1:74.8— Alabama (4 in 299) . . . 1997
6. 1:72.6— Georgia (5 in 363) . . . 2004
7. 1:72.8— Florida (5 in 364) . . . 2009
8. 1:72.4— Alabama (5 in 362) . . . 2010
9. 1:69.2— Alabama (5 in 346) . . . 2008
10. 1:67.3— Arkansas (7 in 417) . . . 2011

SEASON: (Min. 300 atts.)

1.1:195.8— South Carolina (4 in 383) . . . 2013
1.1:109.3— Alabama (3 in 328) . . . 2012
2. 1:97.8— Tennessee (4 in 391) . . . 1995
3. 1:88.8— Georgia (4 in 355) . . . 1991
4. 1:72.8— Florida (5 in 364) . . . 2009
5. 1:72.6— Georgia (5 in 363) . . . 2004
6. 1:69.2— Alabama (5 in 346) . . . 2008
7. 1:67.3— Arkansas (7 in 417) . . . 2011
8. 1:65.8— Florida (5 in 329) . . . 2008
9. 1:62.3— Kentucky (7 in 436) . . . 2006
10.1:61.7— Georgia (7 in 432) . . . 1993

SEASON: (Min. 400 atts.)

1. 1:67.3— Arkansas (7 in 417) . . . 2011
2. 1:62.3— Kentucky (7 in 436) . . . 2006
3. 1:61.7— Georgia (7 in 432) . . . 1993
4. 1:50.9— Kentucky (9 in 458) . . . 2010
5. 1:49.2— Texas A&M (10 in 492) . . . 2012
6. 1:48.7— Arkansas (9 in 439) . . . 2009
7. 1:46.9— Tennessee (9 in 422) . . . 2003
8. 1:46.3— Ole Miss (9 in 417) . . . 2001
9. 1:44.9— Ole Miss (10 in 449) . . . 2003
10. 1:44.5— Georgia (10 in 445) . . . 2002
1:44.5— Tennessee (12 in 534) . . . 2007

TOTAL OFFENSE

MOST PLAYS

GAME:

1. 110— Kentucky vs. Tennessee . . . 2007
2. 106— Arkansas vs. Ole Miss . . . 2001
3. 105— Georgia vs. Kentucky . . . 1967
4. 102— Alabama vs. Miami . . . 1969
5. 101— Auburn vs. Ole Miss . . . 1985
6. 100— Ole Miss vs. Wyoming . . . 2004
7. 99— LSU vs. Tulane . . . 1969
99— Auburn vs. Tennessee . . . 1990
99— Georgia vs. Georgia Tech . . . 1999
99— Texas A&M vs. South Carolina . . . 2014

SEASON:

1. 1,054— LSU (6,152 yards) . . . 2007
2. 1,025— Texas A&M (7,261 yards) . . . 2012
3. 1,023— Georgia (5,324 yards) . . . 2003
4. 1,018— Ole Miss (6,153 yards) . . . 2013
5. 1,016— Georgia (5,719 yards) . . . 2011
6. 1,014— Auburn (7,018 yards) . . . 2013
7. 1,013— Kentucky (5,764 yards) . . . 2007
8. 994— LSU (5,857 yards) . . . 2003
9. 993— Tennessee (5,621 yards) . . . 2007
10. 981— Georgia (5,389 yards) . . . 2002

YARDS GAINED

GAME:

1. 833— Alabama vs. Virginia Tech (748 rushing, 85 passing) . . . 1973
2. 801— Kentucky vs. Louisville (230 rushing, 571 passing) . . . 1998
3. 798— Vanderbilt vs. Davidson (430 rushing, 368 passing) . . . 1969
4. 774— Florida vs. West Texas State (394 rushing, 380 passing) . . . 1982
5. 751— Ole Miss vs. Troy (382 rushing, 369 passing) . . . 2013
6. 746— LSU vs. Rice (502 rushing, 244 passing) . . . 1977
7. 716— Texas A&M vs. Arkansas (218 rushing, 498 passing) . . . 2012
8. 714— Texas A&M vs. Sam Houston State (214 rushing, 500 passing) . . . 2013
9. 713— Arkansas vs. North Texas (446 rushing, 267 passing) . . . 2007
713— Georgia vs. Florida Atlantic (328 rushing, 385 passing) . . . 2012

SEASON:

1. 7,261— Texas A&M (3,147 rushing, 4,114 passing, 13 games) . . . 2012
2. 7,018— Auburn (4,596 rushing, 2,422 passing, 14 games) . . . 2013
3. 6,999— Texas A&M (2,406 rushing, 4,593 passing, 13 games) . . . 2013
4. 6,989— Auburn (3,987 rush, 3,003 pass, 14 games) . . . 2010
5. 6,547— Georgia (2,556 rush, 3,991 pass, 14 games) . . . 2012
6. 6,413— Florida (2,083 rush, 4,330 pass, 12 games) . . . 1995
7. 6,410— Florida (3,105 rush, 3,305 pass, 13 games) . . . 2009
8. 6,305— Auburn (3,321 rush, 2,984 pass, 13 games) . . . 2014
9. 6,294— Georgia (2,209 rush, 4,085 pass, 13 games) . . . 2013
10. 6,237— Alabama (3,185 rush, 3,052 pass, 14 games) . . . 2012

YARDS GAINED TWO TEAMS

1. 1,329— Tennessee (695) vs. Kentucky (634) . . . 1997
2. 1,302— Kentucky (801) vs. Louisville (501) . . . 1998
3. 1,293— Texas A&M (678) vs. Louisiana Tech (615) . . . 2012
4. 1,231— Texas A&M (716) vs. Arkansas (515) . . . 2012
5. 1,218— Vanderbilt (621) vs. Kentucky (597) . . . 2006

YARDS PER GAME

1. 558.5— Texas A&M (7,261 yards in 13 games) . . . 2012
2. 538.4— Texas A&M (6,999 yards in 13 games) . . . 2013
3. 534.4— Florida (6,413 in 12 games) . . . 1995
4. 534.2— Kentucky (5,876 in 11 games) . . . 1998
5. 527.5— Florida (5,803 in 11 games) . . . 2001
6. 503.9— Florida (6,047 in 12 games) . . . 1996
7. 501.3— Auburn (7,018 in 14 games) . . . 2013
8. 499.2— Auburn (6,989 in 14 games) . . . 2010
9. 485.0— Auburn (4,850 in 10 games) . . . 1970
485.0— Auburn (6,305 in 13 games) . . . 2014

YARDS PER PLAY

GAME:

1. 12.7— Arkansas vs. Nicholls State (54 for 684) . . . 2014
2. 11.9— Alabama vs. Virginia Tech (70 for 833) . . . 1973
11.9— Florida vs. The Citadel (59 for 705) . . . 2008
4. 11.6— Auburn vs. Chattanooga (54 for 628) . . . 2010
5. 11.1— Florida vs. Central Michigan (64 for 708) . . . 1997
6. 10.9— Tennessee vs. Kentucky (54 for 590) . . . 2000
10.9— Auburn vs. Western Carolina (65 for 712) . . . 2013
8. 10.8— Florida vs. Georgia Southern (61 for 658) . . . 1996
10.8— LSU vs. Furman (62 for 672) . . . 2013
10. 10.7— Tennessee vs. Kentucky (65 for 695) . . . 1997

SEASON:

1. 7.40— Florida (6,413 in 867) . . . 1995
2. 7.37— Auburn (6,989 in 948) . . . 2010
3. 7.36— Florida (5,803 in 788) . . . 2001
4. 7.30— Texas A&M (6,999 in 954) . . . 2013
5. 7.10— Florida (6,231 in 874) . . . 2008
6. 7.09— Auburn (4,850 in 648) . . . 1970
7. 7.08— Florida (6,047 in 854) . . . 1996
7.08— Arkansas (6,273 in 886) . . . 2010
7.08— Georgia (6,547 in 924) . . . 2012
7.08— Texas A&M (7,261 in 1,025) . . . 2012

FIRST DOWNS

MOST RUSHING

GAME:

1. 28— Auburn vs. Ole Miss . . . 1985
2. 27— Vanderbilt vs. Davidson . . . 1969
27— Georgia vs. South Carolina . . . 1974
27— LSU vs. Wyoming . . . 1977
5. 26— Alabama vs. Ole Miss . . . 1971
26— Alabama vs. Virginia Tech . . . 1973
26— Mississippi State vs. Colorado State . . . 1981
26— Georgia vs. Memphis State . . . 1982
26— Auburn vs. Missouri . . . 2013

SEASON:

1. 305— Mississippi State . . . 2013
2. 229— Auburn . . . 2013
3. 213— Alabama . . . 1979
4. 211— Auburn . . . 1969
5. 208— Auburn . . . 1985
6. 202— Auburn . . . 2010
7. 192— Alabama . . . 1973
8. 188— Alabama . . . 1971
9. 186— Georgia . . . 1975
186— LSU . . . 1977

MOST PASSING

GAME:

1. 28— Texas A&M vs. South Carolina . . . 2014
2. 27— Kentucky vs. Tennessee . . . 2007
3. 25— South Carolina vs. Mississippi State . . . 1995
4. 24— Kentucky vs. Louisville . . . 1998

	24—	Florida vs. Louisiana-Monroe	2001
6.	23—	Kentucky vs. Vanderbilt	1998
	23—	LSU vs. Alabama	2001
	23—	Ole Miss vs. Texas Tech	2002
	23—	Texas A&M vs. Sam Houston State	2013
10.	22—	Kentucky vs. Northeast Louisiana	1997
	22—	South Carolina vs. Georgia	1995
	22—	Georgia vs. LSU	1998
	22—	Florida vs. Mississippi State	2000
	22—	Texas A&M vs. Arkansas	2012

SEASON:

1.	204—	Texas A&M	2013
2.	196—	Kentucky	1998
3.	194—	Florida	2001
4.	184—	Georgia	2013
5.	182—	Florida	1993
	182—	Kentucky	2007
7.	181—	Florida	1995
8.	180—	Kentucky	1997
	180—	Texas A&M	2012
10.	179—	Texas A&M	2014

TOTAL

GAME:

1.	40—	Vanderbilt vs. Davidson	1969
2.	39—	Auburn vs. Ole Miss	1985
3.	38—	Vanderbilt vs. Washington & Lee	1952
	38—	Texas A&M vs. Sam Houston State	2013
	38—	Texas A&M vs. South Carolina	2014
6.	37—	Kentucky vs. Louisville	1998
	37—	Auburn vs. Western Carolina	2002
	37—	Kentucky vs. Tennessee	2007
9.	36—	Florida vs. LSU	1996
	36—	Ole Miss vs. Memphis State	1980
	36—	Florida vs. Western Michigan	1999
	36—	Texas A&M vs. Mississippi State	2012

SEASON:

1.	357—	Texas A&M	2012
2.	356—	Texas A&M	2013
3.	344—	Auburn	2010
4.	335—	Kentucky	2007
5.	334—	Auburn	2013
6.	327—	Florida	1995
7.	324—	Georgia	2013
8.	317—	Ole Miss	2013
9.	316—	LSU	2007
10.	314—	Florida	2009
	314—	Auburn	2014

PUNTING

MOST PUNTS

GAME:

1.	36—	Kentucky vs. Washington & Lee	1934
2.	23—	Florida vs. Georgia Tech	1938
3.	21—	Georgia Tech vs. Florida	1938
	21—	Mississippi State vs. Tulane	2005
5.	20—	Ole Miss vs. LSU	1934
	20—	Mississippi State vs. TCU	1936
7.	17—	LSU vs. Mississippi State	1940
	17—	LSU vs. Tennessee	1942
9.	16—	Vanderbilt vs. Louisville	1971

SEASON:

1.	*139—	Tennessee	1937
2.	112—	Auburn	1939
3.	110—	Florida	1937
4.	101—	Kentucky	1933
5.	96—	Ole Miss	1938
	96—	Mississippi State	1967
7.	94—	Kentucky	1996
	94—	Tennessee	1958
9.	92—	Alabama	1941
	92—	Alabama	1946
	92—	Kentucky	1970

*—NCAA Record

YARDS PUNTING

GAME:

1.	1,386—	Kentucky vs. Washington & Lee (36 punts)	1934
2.	904—	Georgia Tech vs. Florida (21 punts)	1938
3.	899—	Florida vs. Georgia Tech (23 punts)	1938
4.	882—	Mississippi State vs. Tulane (21 punts)	2005
5.	780—	Ole Miss vs. LSU (20 punts)	1934
6.	666—	Mississippi State vs. TCU (20 punts)	1966
7.	664—	LSU vs. Mississippi State (17 punts)	1940

SEASON:

1.	5,620—	Tennessee (139 punts)	1937
2.	4,844—	Auburn (112 punts)	1939
3.	4,394—	Kentucky (101 punts)	1933
4.	3,745—	Ole Miss	1940
5.	3,625—	Vanderbilt (79 punts)	1996
6.	3,597—	Kentucky (94 punts)	1996
7.	3,581—	Ole Miss (79 punts)	1985
8.	3,567—	Mississippi State (96 punts)	1967
9.	3,528—	Vanderbilt (78 punts)	1982
10.	3,497—	Alabama (92 punts)	2012

PUNTING AVERAGE

GAME: (Min. 10)

1.	52.0—	Kentucky vs. Cincinnati (10 for 520)	1944
2.	48.1—	Ole Miss vs. Missouri (10 for 481)	1973
3.	47.5—	Mississippi State vs. South Carolina (10 for 475)	1996
4.	47.3—	LSU vs. Ole Miss (10 for 473)	1960
5.	46.6—	Alabama vs. Mississippi State	1958

GAME: (Min. 20)

1.	43.0—	Georgia Tech vs. Florida	1938
2.	42.0—	Mississippi State vs. Tulane (21 for 882)	2005
3.	39.1—	Florida vs. Georgia Tech (23 for 899)	1938

SEASON:

1.	48.1—	Georgia (56 for 2,691)	2009
2.	47.6—	Vanderbilt (59 for 2,810)	1984
3.	46.9—	Auburn (51 for 2,393)	1993
4.	46.3—	Texas A&M (45 for 2,085)	2013
5.	46.2—	Ole Miss (63 for 2,913)	2010
6.	46.0—	LSU (54 for 2,486)	1997
7.	45.9—	Vanderbilt (79 for 3,625)	1996
	45.9—	Ole Miss (66 for 3,029)	1979
9.	45.8—	Auburn (57 for 2,610)	1985
10.	45.7—	Auburn (47 for 2,149)	2006

PUNT RETURNS

MOST RETURNS

GAME:

1.	20—	Mississippi State vs. TCU (128 yards)	1936
2.	13—	LSU vs. Tulane (126 yards)	1937
	13—	Ole Miss vs. Union (203 yards)	1940
4.	11—	Vanderbilt vs. N.C. State	1946
5.	10—	Alabama vs. Kentucky	1946
	10—	Tennessee vs. Tennessee Tech	1947
	10—	Alabama vs. Mississippi State (59 yards)	1967
	10—	Kentucky vs. Tennessee	1976
	10—	Florida vs. San Jose State	2003

SEASON:

1.	71—	Alabama (783 yards)	1946
2.	70—	Mississippi State (778 yards)	1936
3.	68—	Tennessee (844 yards)	1939
	68—	Tennessee (974 yards)	1940
5.	61—	Mississippi State (542 yards)	1940
6.	56—	Ole Miss (837 yards)	1940
7.	55—	Vanderbilt (907 yards)	1948
	55—	Alabama (438 yards)	1975
9.	52—	Tennessee (452 yards)	2000
10.	50—	Georgia (746 yards)	2002

YARDS RETURNED

GAME:

1.	272—	Florida vs. Kentucky (11 returns)	1996
2.	246—	Texas A&M vs. South Carolina State (8 returns)	2012
3.	225—	Mississippi State vs. Chattanooga (8 returns)	1946
4.	208—	Auburn vs. UT-Chattanooga (6 returns)	1974
5.	205—	LSU vs. Ole Miss (6 returns)	1970
6.	204—	Alabama vs. LSU (5 returns)	1947
7.	203—	Ole Miss vs. Union (13 returns)	1940
	203—	Vanderbilt vs. Kentucky (6 returns)	1948
9.	202—	Georgia vs. Oregon State (5 returns)	1971
10.	195—	Kentucky vs. Vanderbilt (6 returns)	1981

SEASON:

1.	974—	Tennessee (68 returns)	1940
2.	907—	Vanderbilt (55 returns)	1948
3.	844—	Tennessee (68 returns)	1939
4.	837—	Ole Miss (56 returns)	1940
5.	800—	Tennessee	1951
5.	783—	Alabama (71 returns)	1946
6.	778—	Mississippi State (70 returns)	1936
7.	746—	Georgia (50 returns)	2002
8.	726—	Alabama (52 returns)	1941
9.	724—	Georgia (57 returns)	1941
10.	701—	Alabama (49 returns)	2008

YARDS PER RETURN

GAME (Min. 3):

1.	45.0—	Ole Miss vs. Arkansas (3 for 135)	2000
2.	40.8—	Alabama vs. LSU (5 for 204)	1991
3.	40.4—	Georgia vs. Oregon State (5 for 202)	1971
4.	38.7—	Ole Miss vs. SMU (3 for 116)	1998
5.	36.0—	Arkansas vs. Ole Miss (4 for 144)	2010
6.	35.6—	Georgia vs. Western kentucky (5 for 178)	2006
7.	34.7—	Georgia vs. Troy (3 for 104)	2014
8.	34.0—	Kentucky vs. Mississippi State (4 for 136)	2002
	34.0—	Ole Miss vs. Georgia (3 for 102)	2011
10.	33.8—	Vanderbilt vs. Kentucky (6 for 203)	1948

SEASON:

1.	20.8—	Mississippi State (25 for 521)	1971
2.	20.5—	Mississippi State (22 for 450)	1965
3.	20.4—	Kentucky (18 for 368)	2006
4.	19.7—	Florida (32 for 630)	1947
5.	18.8—	Ole Miss (36 for 676)	1948
6.	17.8—	Auburn (17 for 303)	2014
7.	17.6—	Georgia (24 for 422)	2008
8.	17.2—	Kentucky (25 for 595)	2005
9.	17.0—	Florida (26 for 441)	1948
10.	16.6—	Auburn (35 for 580)	1974

YARDS PER RETURN

GAME: (Min. 3)

1.	66.7—	Kentucky vs. Vanderbilt (3 for 200)	1945
2.	57.4—	Kentucky vs. Idaho State (5 for 287)	2005
3.	52.7—	Ole Miss vs. Arkansas (3 for 158)	1999
4.	48.3—	Arkansas vs. Mississippi State (3 for 145)	2006
5.	47.0—	Auburn vs. Washington State (3 for 141)	2013
6.	46.0—	Mississippi State vs. Southern Miss (3 for 138)	1966
7.	45.7—	Ole Miss vs. Arkansas (3 for 137)	1940
8.	44.7—	Ole Miss vs. Alabama (3 for 134)	1997
9.	44.5—	Arkansas vs. South Carolina (4 for 178)	2011
10.	44.3—	Florida vs. Ole Miss (3 for 133)	1988

SEASON:

1.	29.2—	Arkansas (33 for 965)	2005
2.	28.8—	Mississippi State (19 for 547)	1940
3.	27.8—	Alabama (19 for 529)	1963
4.	26.6—	Georgia	1947
5.	26.4—	Alabama (17 for 449)	1964
	26.4—	Kentucky (42 for 1,109)	2005
	26.4—	Kentucky (44 for 1,161)	2008
	26.4—	Florida (40 for 1,055)	2009
9.	26.3—	Florida (53 for 1,392)	2010
10.	25.9—	Auburn (36 for 934)	2006

KICKOFF RETURNS

MOST RETURNS

GAME:

1.	11—	Ole Miss vs. Alabama	1989
	11—	Kentucky vs. Florida	1994
3.	10—	Mississippi State vs. Houston	1969
	10—	Mississippi State vs. Tulane	1949
	10—	Arkansas vs. Auburn	2010
6.	9—	Alabama vs. Southern Cal	1970
	9—	Vanderbilt vs. Alabama	1990
	9—	Vanderbilt vs. Auburn	1990
	9—	Vanderbilt vs. Tennessee	1993
	9—	South Carolina vs. Florida	2001
	9—	Kentucky vs. Georgia	2004
	9—	Tennessee vs. Florida	2007
	9—	South Carolina vs. Arkansas	2007
	9—	Ole Miss vs. Georgia	2011
	9—	Ole Miss vs. Alabama	2011

SEASON:

1.	63—	Kentucky	2007
	63—	Auburn	2009
	63—	Ole Miss	2010
	63—	Auburn	2010
5.	62—	Kentucky	2000
6.	60—	Tennessee	2007
	60—	Georgia	2009
8.	59—	Ole Miss	2007
	59—	Kentucky	2010
10.	58—	Vanderbilt	1990
11.	57—	Tennessee	2009
12.	56—	Vanderbilt	1986
	56—	Vanderbilt	1987
	56—	Kentucky	2009
	56—	Ole Miss	2011

YARDS RETURNED

GAME:

1.	287—	Kentucky vs. Idaho State (5 returns)	2005
2.	260—	Tennessee vs. Florida (9 returns)	2007
3.	259—	Alabama vs. Auburn (8 returns)	1969
4.	257—	Auburn v. Utah State (7 returns)	2011
5.	254—	Kentucky vs. Louisville (6 returns)	2009
6.	252—	Georgia vs. South Carolina (7 returns)	2009
7.	250—	Alabama vs. Boston College (7 returns)	1984
8.	243—	Vanderbilt vs. Ole Miss (8 returns)	2002
	243—	South Carolina vs. Arkansas (9 returns)	2007
10.	234—	Ole Miss vs. Alabama (11 returns)	1989

SEASON:

1.	1,493—	Auburn (63 returns)	2009
2.	1,482—	Auburn (63 returns)	2010
3.	1,462—	Tennessee (60 returns)	2007
4.	1,394—	Kentucky (63 returns)	2007
5.	1,392—	Florida (53 returns)	2010
6.	1,369—	Tennessee (57 returns)	2009
7.	1,349—	Ole Miss (63 returns)	2010
8.	1,343—	Kentucky (59 returns)	2010
9.	1,327—	Georgia (60 returns)	2009
10.	1,316—	Kentucky (56 returns)	2009

SCORING

MOST POINTS

GAME:

1.	93—	LSU vs. Southwestern Louisiana	1936
2.	92—	Ole Miss vs. West Tennessee Teachers	1935
3.	89—	Alabama vs. Delta State	1951
4.	83—	Kentucky vs. North Dakota	1950
5.	82—	Florida vs. Central Michigan	1997
6.	81—	Georgia vs. Mercer	1941
7.	77—	Alabama vs. Virginia Tech	1973
	77—	LSU vs. Rice	1977
	77—	Florida vs. West Texas State	1982
	77—	South Carolina vs. Kent	1995
	77—	Kentucky vs. Texas-El Paso	2002
12.	76—	Georgia vs. The Citadel	1958
	76—	Auburn vs. UT-Chattanooga	1995
14.	75—	Georgia vs. Florida	1942
15.	73—	Florida vs. Kentucky	1994
	73—	Auburn vs. Louisiana-Monroe	2003
	73—	Arkansas vs. Nicholls State	2014
	73—	Texas A&M vs. Lamar	2014
19.	72—	Kentucky vs. Tennessee Tech	1972
20.	71—	Alabama vs. Vanderbilt	1945
	71—	Kentucky vs. Southern Miss	1949
	71—	Florida vs. Vanderbilt	2001
23.	70—	Georgia vs. Furman	1946
	70—	Kentucky vs. Xavier	1946
	70—	LSU vs. Arkansas State	1991
	70—	Georgia vs. Northeast Louisiana	1994
	70—	Florida vs. New Mexico State	1994
	70—	Tennessee vs. Louisiana-Monroe	2000
	70—	Florida vs. The Citadel	2008
	70—	Texas A&M vs. South Carolina State	2012
	70—	South Carolina vs. Coastal Carolina	2013

SEASON:

1.	611—	Florida (14 games)	2008
2.	578—	Texas A&M (13 games)	2012
3.	577—	Auburn (14 games)	2010
4.	575—	Texas A&M (13 games)	2013
5.	559—	Florida (12 games)	1996
6.	553—	Auburn (14 games)	2013
7.	552—	Florida (13 games)	2007
8.	542—	Alabama (14 games)	2012
9.	541—	LSU (14 games)	2007
10.	537—	Georgia (13 games)	2014

MOST POINTS - TWO TEAMS (OVERTIME GAMES ONLY)

1.	134—	Arkansas (71) vs. Kentucky (63) [7 OT]	2003
2.	114—	Arkansas (58) vs. Ole Miss (56) [7OT]	2001
3.	105—	Georgia (56) vs. Auburn (49) [4OT]	1996
4.	102—	Tennessee (52) vs. Kentucky (50) [4OT]	2007
5.	99—	Georgia Tech (51) vs. Georgia (48) [OT]	1999
	99—	Missouri (51) at Tennessee (48) [4OT]	2012
7.	98—	Arkansas (50) vs. LSU (48) [3OT]	2007
8.	97—	Ole Miss (48) vs. Jacksonville State (49) [2 OT]	2010
9.	94—	Tennessee (51) vs. Alabama (43) [5 OT]	2003

MOST POINTS - TWO TEAMS (DOES NOT INCLUDE OVERTIME

1.	116—	Texas A&M (59) vs. Louisiana Tech (57)	2012
2.	108—	Auburn (65) vs. Arkansas (43)	2010
3.	104—	South Carolina (65) vs. Mississippi State (39)	1995
4.	102—	Kentucky (68) vs. Louisville (34)	1998
5.	101—	Auburn (59) vs. Missouri (42)	2013
6.	100—	Texas A&M (52) vs. Duke (48)	2013
7.	99—	Florida (62) vs. Tennessee (37)	1995
	99—	Alabama (55) vs. Auburn (44)	2014
9.	98—	East Carolina (56) vs. South Carolina (42)	1994
10.	97—	Georgia (62) vs. Vanderbilt (35)	1984
	97—	Texas (66) vs. Ole Miss (31)	2012

POINTS PER GAME

1.	46.6—	Florida (559 in 12 games)	1996
2.	44.5—	Florida (534 in 12 games)	1995
	44.5—	Texas A&M (578 in 13 games)	2012
4.	44.2—	Texas A&M (575 in 13 games)	2013
5.	44.0—	Alabama (396 in 9 games)	1945
6.	43.8—	Florida (482 in 11 games)	2001
7.	43.6—	Florida (611 in 14 games)	2008
8.	43.4—	Florida (521 in 12 games)	1994
9.	42.8—	Tennessee (471 in 11 games)	1993
10.	42.5—	Florida (552 in 13 games)	2007

MOST TOUCHDOWNS

GAME:

1.	14—	Ole Miss vs. West Tennessee Teachers	1935
	14—	LSU vs. Southwestern Louisiana	1936
3.	13—	Alabama vs. Delta State	1951
4.	12—	Kentucky vs. North Dakota	1950
	12—	Florida vs. Central Michigan	1997
6.	11—	South Carolina vs. Kent	1995
	11—	Auburn vs. UT-Chattanooga	1995
	11—	Alabama vs. Virginia Tech	1973
	11—	LSU vs. Rice	1977
	11—	Florida vs. West Texas State	1982
	11—	Kentucky vs. Texas-El Paso	2002

SEASON:

1.	82—	Florida (14 games)	2008
2.	78—	Texas A&M (13 games)	2012
	78—	Texas A&M (13 games)	2013
4.	76—	Florida (12 games)	1996
5.	75—	Florida (13 games)	2007
	75—	Auburn (14 games)	2010
7.	74—	Florida (12 games)	1995
8.	73—	Auburn (14 games)	2013
9.	72—	Georgia (14 games)	2012
10.	70—	Georgia (13 games)	2014

MOST FIELD GOALS

GAME:

1.	6—	Auburn vs. Kentucky	1982
	6—	Florida vs. Florida State	1983
	6—	Florida vs. Kentucky	1984
	6—	Alabama vs. SW Louisiana	1990
	6—	Georgia vs. Georgia Tech	2001
6.	5—	Auburn vs. Florida	1977
	5—	Tennessee vs. Kentucky	1978
	5—	Florida vs. Ole Miss	1980
	5—	Tennessee vs. Kentucky	1982
	5—	Tennessee vs. Memphis State	1982
	5—	Ole Miss vs. Tulane	1991
	5—	Kentucky vs. Mississippi State	1994
	5—	Mississippi State vs. N.C. State	1995
	5—	Auburn vs. UAB	1996
	5—	Mississippi State vs. Arkansas	1998
	5—	Tennessee vs. Florida	2000
	5—	South Carolina vs. Georgia	2009
	5—	Alabama vs. Ole Miss	2009
	5—	Ole Miss vs. Louisiana-Layfayette	2010
	5—	Mississippi State vs. UAB	2010
	5—	Florida vs. Tennessee	2011
	5—	Alabama vs. LSU, BCS Championship Game	2011
	5—	Auburn vs. Alabama	2014

SEASON:

1.	31—	Georgia	2003
2.	30—	Alabama	2009
3.	27—	Tennessee	1982
4.	26—	Georgia	2002
	26—	LSU	2007
6.	25—	Florida	1984
	25—	Ole Miss	2003
	25—	Alabama	2007
9.	24—	Tennessee	1985
	24—	Florida	2001
	24—	Florida	1999
	24—	Florida	2011

MOST PAT KICKS

GAME:

1.	11—	Kentucky vs. North Dakota	1950
	11—	Alabama vs. Delta State	1951
	11—	Alabama vs. Virginia Tech	1973
	11—	LSU vs. Rice	1977
	11—	Florida vs. West Texas State	1982
	11—	South Carolina vs. Kent	1995
	11—	Kentucky vs. Texas-El Paso	2002

SEASON:

1.	82—	Florida	2008
2.	77—	Texas A&M	2012
3.	74—	Auburn	2010
4.	73—	Texas A&M	2013
5.	72—	Florida	1995
	72—	Florida	2007
7.	71—	Florida	1996
8.	67—	Georgia	2014
8.	66—	Auburn	2013
9.	65—	Florida	1994

CONSECUTIVE PAT KICKS

1.	209—	Auburn (Robert Bironas 1, Damon Duval 130, Philip Yost 23, John Vaughn 55)	1999-04
2.	199—	Alabama (Peter Kim 54, Paul Trodd 4, Terry Sanders 1, Van Tiffin 135, Philip Doyle 5)	1981-87
4.	168—	Tennessee (John Becksvoort 161, Jeff Hall 7)	1991-94
5.	130—	Georgia (Rex Robinson 101, Kevin Butler 29)	1977-81
6.	119—	Georgia (Blair Walsh 119)	2008-10
7.	116—	Mississippi State (Adam Carlson 47, Brent Smith 35, Keith Andrews 32, John Michael Marlin 2)	2002-07
9.	114—	Florida (Bart Edmiston 114)	1995-96
	114—	Georgia (Brandon Coutu 114)	2004-07
11.	113—	Georgia (Billy Bennett 113)	2000-03
12.	109—	LSU (David Browndyke 109)	1986-89
13.	108—	Ole Miss (Jonathan Nichols 108)	2001-04
14.	107—	Auburn (John Vaughn 107)	2004-06

MOST POINTS IN A TIE GAME

	37-37—	Alabama vs. Florida State	1967

Behind Heisman Trophy-winning quarterback Danny Wuerffel, Florida's dynamic offense averaged 46.6 points per game in 1996 en route to the school's first national title.

SOUTHEASTERN CONFERENCE TEAM DEFENSE RECORDS

RUSHING DEFENSE

FEWEST RUSHES ALLOWED

GAME:

1.	13—	Florida vs. Vanderbilt	1983
	13—	Alabama vs. Vanderbilt	1989
3.	14—	Florida vs. Georgia	1993
	14—	Tennessee vs. Georgia	1994
	14—	Ole Miss vs. Texas Tech	2008
	14—	Alabama vs. Clemson	2008
	14—	Alabama vs. Florida	2009
8.	15—	Arkansas vs. Auburn	1995
	15—	Arkansas vs. South Carolina	2006
	15—	Arkansas vs. Hawaii	2006

SEASON:

1.	231—	Tennessee (9 games)	1945
2.	300—	Ole Miss (10 games)	1962
3.	321—	Alabama (10 games)	1961
4.	328—	Mississippi State (10 games)	1936
5.	334—	Mississippi State (10 games)	1946
6.	335—	Alabama (12 games)	1999
7.	338—	Tennessee (11 games)	2000
8.	347—	Florida (11 games)	2001
9.	352—	Georgia (11 games)	1997
	352—	Alabama (9 games)	1945

FEWEST YARDS ALLOWED

GAME:

1.	–93—	Kentucky vs. Kansas State	1970
2.	–85—	Auburn vs. Miami	1968
3.	–78—	Mississippi State vs. Florida	2000
4.	–64—	Ole Miss vs. Mississippi State	2008
5.	–56—	Florida vs. Arkansas	1997
6.	–50—	LSU vs. Ole Miss	1982
	–50—	Georgia vs. Kentucky	1999
8.	–49—	Alabama vs. Houston	1962
	–49—	Georgia vs. VMI	1967
10.	–48—	Alabama vs. Michigan State	2010
11.	–43—	LSU vs. Mercer	1940
12.	–39—	Kentucky vs. Evansville	1947
13.	–36—	Florida vs. Northeast Louisiana	1998
	–36—	Auburn vs. Florida	2001
15.	–30—	Auburn vs. Tennessee	1957
16.	–29—	Kentucky vs. Vanderbilt	1996
17.	–28—	Florida vs. Auburn	1997
18.	–27—	Arkansas vs. Texas	2000
19.	–22—	Florida vs. Ole Miss	1994
	–22—	Ole Miss vs. Vanderbilt	1970

SEASON:

1.	305—	Alabama (9 games)	1938
2.	385—	Tennessee (9 games)	1945
3.	389—	LSU (10 games)	1969
4.	410—	Alabama (9 games)	1945
5.	505—	Mississippi State (10 games)	1940
6.	574—	LSU (11 games)	1970
7.	588—	Alabama (10 games)	1962
8.	596—	Georgia (10 games)	1941
9.	610—	Ole Miss (9 games)	1962
10.	660—	Alabama (12 games)	1992

FEWEST YARDS PER GAME

1.	33.9—	Alabama (305 yards in 9 games)	1938
2.	38.9—	LSU (389 yards in 10 games)	1969
3.	39.1—	Alabama (352 yards in 9 games)	1945
4.	42.8—	Tennessee (385 yards in 9 games)	1945
5.	50.5—	Mississippi State (505 yards in 10 games)	1940
6.	52.2—	LSU (574 yards in 11 games)	1970
7.	54.2—	Georgia (596 yards in 11 games)	1941
8.	55.0—	Alabama (660 yards in 12 games)	1992
	55.0—	Alabama (10 games)	1961
9.	58.8—	Alabama (588 yards in 10 games)	1962
10.	63.2—	Auburn (695 yards in 11 games)	1988

FEWEST YARDS PER RUSH

GAME:

1.	–3.95—	Kentucky vs. Kansas State (-91 in 23 rushes)	1970
2.	–3.54—	Mississippi State vs. Florida (-78 in 22 rushes)	2000
3.	–2.37—	Ole Miss vs. Mississippi State(-64 in 27 rushes)	2008
4.	–2.08—	Georgia vs. Kentucky (-50 in 24 rushes)	1999
5.	–2.00—	Auburn vs. Florida (-36 in 18 rushes)	2001
6.	–1.98—	Auburn vs. Miami (-85 in 43 rushes)	1968

SEASON:

1.	0.95—	Alabama (305 yards in 321 rushes)	1938
2.	1.09—	LSU (384 yards in 353 rushes)	1969
3.	1.44—	Mississippi State (505 yards in 350 rushes)	1940
4.	1.61—	LSU (574 yards in 356 rushes)	1970
5.	1.67—	Tennessee (385 yards in 231 rushes)	1945
	1.67—	Alabama (660 yards in 395 rushes)	1992
7.	1.71—	Alabama (550 yards in 321 rushes)	1961
8.	1.73—	Kentucky (788 yards in 455 rushes)	1949
	1.73—	Auburn (674 yards in 390 rushes)	1957
10.	1.82—	Ole Miss (741 yards in 408 rushes)	1966

FEWEST RUSHING TOUCHDOWNS ALLOWED

SEASON:

1.	*0—	Tennessee	1939
	*0—	Ole Miss	1963
3.	1—	Ole Miss	1959
4.	2—	Ole Miss	1954
	2—	Ole Miss	1961
	2—	LSU	1970
	2—	Alabama	1979
8.	3—	Ole Miss	1962
	3—	Ole Miss	1966
	3—	Florida	1984
	3—	Auburn	1988
	3—	Tennessee	1999
	3—	Alabama	2011

*NCAA Record

PASSING DEFENSE

FEWEST PASSES

GAME:

1.	*0—	Kentucky vs. Tennessee	1952
	0—	Tennessee vs. Georgia Tech	1977
	0—	Florida vs. Georgia Southern	2013
4.	1—	Mississippi State vs. Union	1942
	1—	Tennessee vs. Mississippi State	1950
	1—	Vanderbilt vs. Tennessee	1951

SEASON:

1.	73—	Georgia Tech (10 games)	1957
2.	84—	Florida (9 games)	1946
3.	87—	Alabama (10 games)	1955
4.	88—	Alabama (9 games)	1938
5.	92—	Florida (10 games)	1955
6.	93—	Tulane (10 games)	1957
7.	96—	Kentucky (10 games)	1955
8.	102—	Mississippi State (9 games)	1950
9.	103—	Mississippi State (10 games)	1936
	103—	LSU (10 games)	1955

FEWEST COMPLETIONS

GAME:

Several teams with 0
Last Team: Georgia vs. Cal State-Fullerton . . . 1992

SEASON:

1.	31—	Alabama (9 games)	1938
	31—	Georgia Tech (10 games)	1957
3.	33—	Tulane (10 games)	1957
4.	35—	Kentucky (10 games)	1955
5.	36—	Auburn (11 games)	1936
6.	37—	Florida (10 games)	1955
	37—	Kentucky (10 games)	1957
8.	39—	Florida (9 games)	1957
9.	40—	Mississippi State (10 games)	1936
	40—	Alabama (10 games)	1955
	40—	LSU (10 games)	1955

LOWEST COMPLETION PERCENTAGE

GAME:

Several teams with 0
Last Team: Florida vs. Georgia Southern . . . 2013

SEASON:

1.	27.1—	Auburn (36 of 133)	1950
2.	31.9—	Ole Miss (52 of 163)	1950
3.	32.2—	Kentucky (37 of 115)	1957
4.	33.1—	Ole Miss (44 of 133)	1957
5.	35.2—	Alabama (43 of 122)	1954
6.	35.5—	Alabama (61 of 172)	1949
	35.5—	Tulane (33 of 93)	1957
8.	35.6—	Kentucky (48 of 135)	1954
9.	35.7—	Florida (50 of 140)	1950
10.	35.8—	Tulane (67 of 187)	1949
	35.8—	Alabama (78 of 218)	1979

FEWEST YARDS

GAME:

1.	–10—	Auburn vs. Alabama (1 comp.)	1952
2.	–3—	Tennessee vs. Kentucky (1 comp.)	1949
3.	–3—	Georgia Tech vs. South Carolina (1 comp.)	1949
4.	–1—	Kentucky vs. LSU	1953
	–1—	Florida vs. Vanderbilt (1 comp.)	1958

SEASON:

1.	291—	Alabama (9 games)	1945
2.	325—	Mississippi State (10 games)	1936
3.	334—	Georgia Tech (10 games)	1957
4.	392—	Tennessee (10 games)	1939
5.	412—	Tulane (10 games)	1951
6.	420—	Florida (10 games)	1955
7.	457—	Alabama (10 games)	1959
8.	477—	Florida (9 games)	1957
9.	479—	Kentucky (10 games)	1955
10.	500—	Ole Miss (10 games)	1957

FEWEST TOUCHDOWNS

SEASON:

1.	*0—	Tennessee (10 games)	1939
	0—	Florida (10 games)	1954
2.	1—	Ole Miss (10 games)	1956
	1—	Ole Miss (11 games)	1957
	1—	Ole Miss (11 games)	1959
	1—	Ole Miss (11 games)	1961
6.	3—	LSU (10 games)	1959

INTERCEPTIONS

GAME:

1.	9—	Georgia vs. Presbyterian (42 passes)	1943
	9—	Auburn vs. Florida (66 passes)	1969
3.	8—	Tennessee vs. Alabama (51 passes)	1970
	8—	Alabama vs. Mississippi State (24 passes)	1936
	8—	LSU vs. Villanova (38 passes)	1951
6.	7—	Ole Miss vs. Southwestern	1939
	7—	Alabama vs. Auburn (24 passes)	1965
	7—	Ole Miss vs. Houston (31 passes)	1966
	7—	Kentucky vs. Florida (52 passes)	1993

*—NCAA record

SEASON:

1.	36—	Tennessee	1970
2.	35—	Georgia	1982
3.	34—	Auburn	1969
4.	33—	Georgia	1946
5.	30—	Tennessee	1969
6.	29—	Kentucky	1949
7.	28—	Ole Miss	1940
	28—	Kentucky	1950
9.	27—	LSU	1984
	27—	LSU	1986

INTERCEPTION RETURN YARDS

GAME:

1.	*240—	Kentucky vs. Ole Miss (6 ints.)	1949
2.	214—	Tennessee vs. South Carolina (5 ints.)	1971

SEASON:

1.	*782—	Tennessee (25 ints.)	1971
2.	719—	Kentucky (29 ints.)	1949

INTERCEPTION RETURN TOUCHDOWNS

SEASON:

1.	*7—	Tennessee	1971
2.	6—	Kentucky	1949
	6—	Mississippi State	1994
4.	5—	LSU	2003
	5—	Mississippi State	2007
	5—	Florida	2008
	5—	South Carolina	2010
8.	4—	Tennessee	2008
	4—	Mississippi State	1998
	4—	Tennessee	1990
	4—	LSU	1991
	4—	Auburn	1993
	4—	Auburn	1994
	4—	Georgia	2000
	4—	Mississippi State	2000
	4—	Arkansas	2000
	4—	Georgia	2002
	4—	Tenenssee	2010
	4—	Kentucky	2014

TOTAL DEFENSE

FEWEST PLAYS

GAME:

1.	24—	Ole Miss vs. South Carolina	1947
2.	30—	Auburn vs. Ole Miss	1985
3.	33—	Tennessee vs. Vanderbilt	1946
4.	34—	Alabama vs. Southern Miss	1954
5.	35—	Mississippi State vs. Howard	1963
6.	37—	Vanderbilt vs. Chattanooga	1950
	37—	Mississippi State vs. Florida	1956

SEASON:

1.	368—	Tennessee	1945
2.	431—	Mississippi State	1936
3.	439—	Ole Miss	1963
4.	446—	Ole Miss	1962
5.	470—	Mississippi State	1950
6.	494—	Florida	1957
7.	495—	Auburn	1964
8.	506—	Auburn	1954
9.	516—	Georgia Tech	1955
10.	517—	Ole Miss	1959

FEWEST YARDS

GAME:

1.	–30—	Auburn vs. Tennessee	1958
2.	–4—	Alabama vs. Houston	1962
3.	0—	Ole Miss vs. Sewanee	1938
4.	1—	Kentucky vs. Citadel	1949
5.	9—	Auburn vs. Ole Miss	1985
6.	13—	Tennessee vs. Vanderbilt	1952

SEASON:

1. 701— Alabama (9 games) 1938
2. 1,010— Mississippi State (10 games) 1936
3. 1,023— Tennessee (10 games) 1939
4. 1,222— Ole Miss (9 games) 1963
5. 1,236— LSU (10 games) 1937

FEWEST YARDS PER GAME

SEASON:

1. 77.9— Alabama (701 yards in 9 games) 1938
2. 101.0— Mississippi State (1,010 yards in 10 games) 1936
3. 102.3— Tennessee (1,023 yards in 10 games) 1939

FIRST DOWNS

FEWEST RUSHING

GAME:

1. 0— South Carolina vs. Kent 1995
   0— Auburn vs. Tennessee 1958
   0— Auburn vs. Florida 2001
   0— Florida vs. Georgia Southern 2013

SEASON:

1. 24— Alabama (9 games) 1938
2. 34— LSU (10 games) 1969
3. 41— Ole Miss (9 games) 1963
   41— LSU (11 games) 1970
5. 43— Auburn (10 games) 1970
6. 46— Alabama (10 games) 1966
7. 49— Auburn (11 games) 1988
8. 51— Mississippi State (11 games) 1999
9. 52— Alabama (12 games) 1992
10. 53— Florida (10 games) 1963
    53— Georgia (10 games) 1968
    53— Auburn (10 games) 1969

FEWEST PASSING

GAME:

0— By several teams
Last— South Carolina vs. The Citadel 2011

SEASON:

1. 11— Alabama (9 games) 1938
2. 23— Ole Miss (9 games) 1963
3. 29— Auburn (10 games) 1964
4. 33— Mississippi State (10 games) 1963
5. 34— Florida (10 games) 1964
6. 35— LSU (10 games) 1964
   35— Vanderbilt (10 games) 1965
8. 37— Georgia Tech (10 games) 1963
9. 38— Auburn (10 games) 1963
   38— Vanderbilt (11 games) 1972

FEWEST TOTAL

GAME:

1. 0— Auburn vs. Tennessee 1958

SEASON:

1. 35— Alabama (9 games) 1938
2. 51— Mississippi State (10 games) 1936
3. 55— Tennessee (9 games) 1945
4. 68— Mississippi State (10 games) 1940
5. 71— Ole Miss (9 games) 1963
6. 79— Ole Miss (9 games) 1962
7. 80— Auburn (10 games) 1964
8. 82— Florida (10 games) 1969
9. 94— Tennessee (10 games) 1952
10. 99— Alabama (10 games) 1966

SCORING DEFENSE

FEWEST POINTS

SEASON:

1. *0— Tennessee (10 games) 1939
2. 16— Tennessee (10 games) 1938
3. 17— Alabama (9 games) 1933
4. 20— Alabama (9 games) 1937
5. 21— Ole Miss (10 games) 1959
6. 22— Alabama (10 games) 1961
7. 25— Mississippi State (10 games) 1936
8. 27— LSU (10 games) 1937
9. 28— Auburn (10 games) 1957
10. 29— LSU (10 games) 1959

* - NCAA Record

FEWEST POINTS PER GAME

SEASON:

1. *0.0— Tennessee (0 points in 10 games) 1939
2. 1.6— Tennessee (16 points in 10 games) 1938
3. 1.9— Alabama (17 points in 9 games) 1933
4. 2.1— Ole Miss (21 points in 10 games) 1959
5. 2.2— Alabama (20 points in 9 games) 1937
   2.2— Alabama (22 points in 10 games) 1961
7. 2.5— Mississippi State (25 points in 10 games) 1936
8. 2.6— Tennessee (26 points in 10 games) 1940
9. 2.8— Auburn (28 points in 10 games) 1957
10. 3.3— Georgia Tech (33 points in 10 games) 1956

* - NCAA Record

SEASON: (Since 1975)

1. 5.3— Alabama (58 points in 11 games) 1979
2. 6.0— Alabama (66 points in 11 games) 1975
3. 7.2— Auburn (79 points in 11 games) 1988
4. 8.2— Alabama (106 points in 13 games) 2011
5. 8.7— Alabama (96 points in 11 games) 1980
6. 8.9— Georgia (98 points in 11 games) 1981

SOUTHEASTERN CONFERENCE OVERTIME RECORDS

ALL-TIME SEC WON-LOST RECORDS IN OVERTIME GAMES (1996-2014)

Team	1996	1997	1998	1999	2000	2001	2002	2003	2004	2005	2006	2007	2008	2009	2010	2011	2012	2013	2014	Total
Alabama	0-0	0-1	1-0	1-1	0-0	0-0	0-0	0-2	0-0	0-1	1-1	0-1	1-0	0-0	0-0	0-1	0-0	0-0	1-0	5-8
Arkansas	1-0	0-0	0-0	0-0	1-0	1-0	0-1	2-0	0-0	0-0	1-0	1-0	0-0	1-1	1-0	0-0	0-1	0-1	0-1	9-5
Auburn	0-1	0-0	0-0	0-1	1-0	1-0	1-1	0-0	0-0	0-1	0-0	1-1	0-0	1-0	1-0	0-0	1-0	0-0	0-1	7-6
Florida	0-0	0-0	0-1	0-1	0-0	0-0	1-0	0-0	0-0	1-0	0-0	0-0	0-0	0-0	1-0	0-0	0-0	0-0	1-1	4-3
Georgia	1-0	0-0	0-0	1-1	0-1	0-0	0-0	1-0	0-0	0-0	0-0	1-0	0-0	0-0	0-1	0-1	0-0	2-0	0-1	6-5
Kentucky	0-0	1-0	0-0	0-0	0-1	0-0	0-0	0-1	0-0	0-0	0-0	1-1	0-0	0-1	0-0	0-0	0-1	0-0	0-1	2-6
LSU	0-0	0-0	0-1	0-0	2-0	0-0	0-0	0-0	1-0	2-1	1-0	0-2	0-1	1-0	0-0	1-0	0-0	0-0	0-1	8-6
Ole Miss	0-0	1-0	2-1	1-1	1-0	0-1	0-0	0-0	1-0	0-0	0-2	0-0	0-0	0-0	0-1	0-0	0-0	0-1	0-0	6-7
Mississippi State	0-1	0-0	0-0	0-0	1-2	0-0	0-0	0-0	0-0	0-0	1-0	0-0	0-0	0-0	0-1	1-0	0-0	2-0	0-0	5-4
Missouri	--	--	--	--	--	--	--	--	--	--	--	--	--	--	--	--	1-0	0-1	0-0	1-1
South Carolina	0-0	0-0	0-0	0-0	0-0	0-0	0-0	0-1	0-0	0-0	0-0	0-1	0-0	0-0	0-0	0-0	0-0	1-0	1-1	2-3
Tennessee	0-0	0-0	1-0	0-0	0-1	0-0	1-0	2-0	0-0	1-0	0-0	2-0	0-1	1-0	1-1	1-0	0-1	0-1	1-0	11-5
Texas A&M	--	--	--	--	--	--	--	--	--	--	--	--	--	--	--	--	0-0	0-0	1-0	1-0
Vanderbilt	0-0	0-0	1-1	1-0	0-0	0-0	0-0	0-1	0-1	0-1	0-0	0-0	0-0	0-1	0-0	0-1	0-0	0-0	0-0	2-6
SEC TOTALS	**2-2**	**2-1**	**5-4**	**4-5**	**6-5**	**2-1**	**3-2**	**5-5**	**2-1**	**4-4**	**4-3**	**6-6**	**1-2**	**4-3**	**4-4**	**3-3**	**2-3**	**5-4**	**5-7**	**69-65**

COMPOSITE OVERTIME RECORDS

TEAM	2014	TOTAL	PCT.
Alabama	1-0	5-8	.385
Arkansas	0-1	9-5	.643
Auburn	0-1	7-6	.538
Florida	1-1	4-3	.571
Georgia	0-1	6-5	.545
Kentucky	0-1	2-6	.250
LSU	0-1	8-6	.571
Ole Miss	0-0	6-7	.462
Mississippi State	0-0	5-4	.556
Missouri	0-0	1-1	.500
South Carolina	1-1	2-3	.400
Tennessee	1-0	11-5	.688
Texas A&M	1-0	1-0	1.000
Vanderbilt	0-0	2-6	.250
TOTALS	**5-7**	**69-65**	**.515**

ALL-TIME SEC OVERTIME GAME RESULTS (1996-2014)

YEAR	GAMES	RESULTS
1996	2	Georgia 56, Auburn 49 (4); Arkansas 16, Mississippi State 13 (1).
1997	2	Kentucky 40, Alabama 34 (1); Ole Miss 24, Central Florida 23 (1).
1998	6	Alabama 20, Ole Miss 17 (1); Tennessee 20, Florida 17 (1); Ole Miss 37, LSU 31 (1); Ole Miss 48, SMU 41 (1); TCU 19, Vanderbilt 16 (1); Vanderbilt 36, Duke 33 (2).
1999	6	Alabama 40, Florida 39 (1); Ole Miss 24, Auburn 17 (1); Georgia Tech 51, Georgia 48 (1); Vanderbilt 37, Ole Miss 34 (1); Michigan 35, Alabama 34 (1); Georgia 28, Purdue 25 (1).
2000	7	Arkansas 17, Mississippi State 10 (1); Auburn 29, Georgia 26 (1); Louisville 40, Kentucky 34 (1); LSU 38, Tennessee 31 (1); LSU 45, Mississippi State 38 (1); Mississippi State 43, Texas A&M 41 (1); Ole Miss 43, UNLV 40 (1).
2001	2	Arkansas 58, Ole Miss 56 (7); Auburn 48, La. Tech 41 (1).
2002	3	Auburn 37, Syracuse 34 (2); Tennessee 41, Arkansas 38 (6); Florida 30, Auburn 23 (1).
2003	6	Arkansas 34, Alabama 31 (3); Tennessee 23, South Carolina 20 (1); Georgia Tech 24, Vanderbilt 21 (1); Arkansas 71, Kentucky 63 (7); Tennessee 51, Alabama 43 (5); Georgia 34, Purdue 27 (1).
2004	2	LSU 22, Oregon State 21 (1); Ole Miss 26, Vanderbilt 23 (1).
2005	4	LSU 16, Alabama 13 (1); LSU 20, Auburn 17 (1); Florida 49, Vanderbilt 42 (2); Tennessee 30, LSU 27 (1).
2006	4	Arkansas 24, Alabama 23 (2); Mississippi State 16, UAB 10 (1); Alabama 26, Ole Miss 23 (1); LSU 23, Ole Miss 20 (1).
2007	7	Georgia 26, Alabama 23 (1); Arkansas 50, LSU 48 (3); South Florida 26, Auburn 23 (1); Kentucky 43, LSU 37 (3); Tennessee 52, Kentucky 50 (4); Tennessee 27, South Carolina 24 (1); Auburn 23, Clemson 20 (1).
2008	2	Alabama 27, LSU 21 (1); UCLA 27, Tennessee 24 (1)
2009	5	Arkansas 20, East Carolina 17 (1); Auburn 38, Northwestern 35 (1); Tennessee 30, Kentucky 24 (1); LSU 33, Arkansas 30 (1); Army 16, Vanderbilt 13 (1).
2010	6	Arkansas 38, Mississippi State 31 (2); Auburn 27, Clemson 24 (1); Florida 34, Georgia 31 (1); Jacksonville State 49, Ole Miss 48 (2); North Carolina 30, Tennessee 27 (2); Tennessee 32, UAB 29 (2)
2011	4	LSU 9, Alabama 6 (1); Michigan State 33, Georgia 30 (3); Mississippi State 26, Louisiana Tech 20 (1); Tennessee 27, Vanderbilt 21 (1)
2012	4	Louisiana-Monroe 34, Arkansas 31 (1); Auburn 31, Louisiana-Monroe 28 (1); Western Kentucky 32, Kentucky 31 (1); Missouri 51, Tennessee 48 (4).
2013	5	Mississippi State 24, Arkansas 17 (1); Georgia 34, Tennessee 31 (1); Georgia 41, Georgia Tech 34 (2); Mississippi State 17, Ole Miss 10 (1); South Carolina 27, Missouri 24 (2).
2014	7	Florida 36, Kentucky 30 (3); Texas A&M 35, Arkansas 28 (1); Tennessee 45, South Carolina 42 (1); Alabama 20, LSU 13 (1); South Carolina 23, Florida 20 (1); Georgia Tech 30, Georgia 24 (1); Wisconsin 34, Auburn 31 (1).

BREAKDOWN OF LENGTH OF OVERTIMES

NUMBER/ OTS	GAMES	RESULTS
7	2	Arkansas 58, Ole Miss 56 (2001); Arkansas 71, Kentucky 63 (2003)
6	1	Tennessee 41, Arkansas 38 (2002)
5	1	Tennessee 51, Alabama 43 (2003)
4	3	Georgia 56, Auburn 49 (1996), Tennessee 52, Kentucky 50 (2007); Missouri 51, Tennessee 48 (2012)
3	5	Arkansas 34, Alabama 31 (2003); Arkansas 50, LSU 48 (2007); Kentucky 43, LSU 37 (2007); Michigan State 33, Georgia 30 (2011); Florida 36, Kentucky 30 (2014)
2	10	Vanderbilt 36, Duke 33 (1998); Auburn 37, Syracuse 34 (2003); Florida 49, Vanderbilt 42 (2005); Arkansas 24, Alabama 23 (2006); Arkansas 38, Mississippi State 31 (2010); Jacksonville State 49, Ole Miss 48 (2010); North Carolina 30, Tennessee 27 (2010); Tennessee 32, UAB 29 (2010); South Carolina 27, Missouri 24 (2013); Georgia 41, Georgia Tech 34 (2013)
1	55	Arkansas 16, Mississippi State 13 (1996); Kentucky 40, Alabama 34 (1997); Ole Miss 24, Central Florida 23 (1997); Alabama 20, Ole Miss 17 (1998); Tennessee 20, Florida 17 (1998); Ole Miss 37, LSU 31 (1998); Ole Miss 48, SMU 41 (1998); TCU 19, Vanderbilt 16 (1998); Alabama 40, Florida 39 (1999); Ole Miss 24, Auburn 17 (1999); Georgia Tech 51, Georgia 48 (1999); Vanderbilt 37, Ole Miss 34 (1999); Michigan 35, Alabama 34 (2000 Orange Bowl); Georgia 28, Purdue 25 (2000 Capital One Bowl); Arkansas 17, Mississippi State 10 (2000); Auburn 29, Georgia 26 (2000); Louisville 40, Kentucky 34 (2000); LSU 38, Tennessee 31 (2000); LSU 45, Mississippi State 38 (2000); Mississippi State 43, Texas A&M 41 (2000 Independence Bowl); Ole Miss 43, UNLV 40 (2000); Auburn 48, Louisiana Tech 41 (2001); Florida 30, Auburn 23 (2002); Tennessee 23, South Carolina 20 (2003); Georgia Tech 24, Vanderbilt 21 (2003); Georgia 34, Purdue 27 (2004 Capital One Bowl); LSU 22, Oregon State 21 (2004); Ole Miss 26, Vanderbilt 23 (1 OT) (2004); LSU 16, Alabama 13 (2005); LSU 20, Auburn 17 (2005); Tennessee 30, LSU 27 (2005); Mississippi State 16, UAB 10 (2006); Alabama 26, Ole Miss 23 (2006); LSU 23, Ole Miss 20 (2006); Georgia 26, Alabama 23 (2007); South Florida 26, Auburn 23 (2007); Tennessee 27, South Carolina 24 (2007); Alabama 27, LSU 21 (2008); UCLA 27, Tennessee 24 (2008); Arkansas 20, East Carolina 17 (2009); Auburn 38, Northwestern 35 (2009); Tennessee 30, Kentucky 24 (2009); LSU 33, Arkansas 30 (2009); Army 16, Vanderbilt 13 (2009); Auburn 27, Clemson 24 (2010); Florida 34, Georgia 31 (2010); LSU 9, Alabama 6 (2011); Mississippi State 26, Louisiana Tech 20 (2011); Tennessee 27, Vanderbilt 21 (2011); Louisiana-Monroe 34, Arkansas 31 (2012); Auburn 31, Louisiana-Monroe 28 (2012); Western Kentucky 32, Kentucky 31 (2012); Georgia 34, Tennessee 31 (2013); Mississippi State 24, Arkansas 17 (2013); Mississippi State 17, Ole Miss 10 (2013); Texas A&M 35, Arkansas 28 (2014); Tennessee 45, South Carolina 42 (2014); Alabama 20, LSU 13 (2014); South Carolina 23, Florida 20 (2014); Georgia Tech 30, Georgia 24 (2014); Wisconsin 34, Auburn 31 (2014).

Georgia's Aaron Murray became the first player in SEC history to throw for 3,000 yards in four consecutive seasons.

Vanderbilt's Kurt Page was the first quarterback in SEC history to pass for more than 3,000 yards in a season. He twice led the league in total offense.

SEC 3,000-YARD CLUB

TOTAL YARDS	PLAYER AND SCHOOL	GAMES	RUSHING ATT/YARDS	PASSING ATT/YARDS	RECEIVING CGT/YARDS	YEAR	TD RSP.
5,116	Johnny Manziel, Texas A&M	13	201/1,410	434/3,706	....	2012	47
4,873	Johnny Manziel, Texas A&M	13	144/759	429/4,114	....	2013	46
4,327	Cam Newton, Auburn	14	264/1,473	280/2,854	....	2010	50
4,181	Tim Tebow, Florida	13	210/895	350/3,286	....	2007	55
4,151	Tim Couch, Kentucky	11	64/-124	553/4,275	....	1998	37
3,904	Rex Grossman, Florida	11	34/8	395/3,896	....	2001	39
3,837	Blake Sims, Alabama	14	83/350	391/3,487	....	2014	35
3,827	Jared Lorenzen, Kentucky	11	76/140	554/3,687	....	2000	24
3,825	Aaron Murray, Georgia	14	59/-68	386/3,893	....	2012	39
3,805	Tim Tebow, Florida	14	217/910	314/2,895	....	2009	35
3,795	Ryan Mallett, Arkansas	13	44/-74	411/3,869	....	2010	36
3,789	Peyton Manning, Tennessee	12	49/-30	477/3,819	....	1997	39
3,759	Tim Couch, Kentucky	11	66/-125	547/3,884	....	1997	40
3,701	Bo Wallace, Ole Miss	13	131/355	437/3,346	....	2013	31
3,635	Tyler Wilson, Arkansas	13	60/-3	438/3,638	....	2011	28
3,595	Ryan Mallett, Arkansas	13	58/-29	403/3,624	....	2009	32
3,578	Tyler Bray, Tennessee	12	15/-34	451/3,612	....	2012	34
3,572	Eli Manning, Ole Miss	13	48/-28	441/3,600	....	2003	33
3,525	Danny Wuerffel, Florida	12	63/-100	360/3,625	....	1996	41
3,516	André Woodson, Kentucky	13	69/-193	518/3,709	....	2007	43
3,513	Dylan Thompson, South Carolina	13	67/-72	451/3,564	2/21	2014	31
3,499	Matthew Stafford, Georgia	13	55/40	383/3459	....	2008	26
3,490	Erik Ainge, Tennessee	14	16/-32	519/3,522	....	2007	31
3,482	Eric Zeier, Georgia	11	59/-43	425/3,525	....	1993	25
3,457	Eric Zeier, Georgia	11	21/104	433/3,396	....	1994	26
3,419	Tim Tebow, Florida	14	176/673	298/2746	....	2008	42
3,394	Tyler Wilson, Arkansas	11	41/7	401/3387	....	2012	21
3,384	Bo Wallace, Ole Miss	13	143/390	368/2,994	1/25	2012	31
3,378	Andre' Woodson, Kentucky	13	70/-137	419/3,515	....	2006	32
3,351	Rohan Davey, LSU	12	38/4	367/3,347	....	2001	18
3,346	Nick Marshall, Auburn	13	153/798	293/2,532	2/16	2014	31
3,337	Rex Grossman, Florida	13	58/-65	503/3,402	....	2002	23
3,288	Jay Cutler, Vanderbilt	11	106/215	462/3,073	....	2005	22
3,281	Stephen Garcia, South Carolina	14	105/222	349/3,059	....	2010	26
3,277	Dameyune Craig, Auburn	12	96/0	403/3,277	....	1997	22
3,276	Chris Leak, Florida	12	61/79	399/3,197	....	2004	31
3,275	Eli Manning, Ole Miss	13	39/-120	481/3,401	....	2002	23
3,271	JaMarcus Russell, LSU	13	52/142	342/3,129	....	2006	29
3,261	Aaron Murray, Georgia	11	53/186	347/3,075	....	2013	33
3,260	Aaron Murray, Georgia	14	87/111	403/3,149	....	2011	37
3,216	Aaron Murray, Georgia	13	87/167	342/3,049	....	2010	28
3,176	Shane Matthews, Florida	12	73/-29	463/3,205	....	1992	25
3,156	Peyton Manning, Tennessee	11	42/-131	380/3,287	....	1996	23
3,143	Mike Hartline, Kentucky	12	32/-35	405/3,178	....	2010	24
3,140	Shane Matthews, Florida	11	50/10	361/3,130	1/19	1991	30
3,127	David Greene, Georgia	14	69/-180	438/3,308	....	2003	14
3,125	Danny Wuerffel, Florida	11	46/-141	325/3,266	....	1995	37
3,125	Dusty Bonner, Kentucky	11	111/-141	465/3,266	....	1999	29
3,079	Nick Marshall, Auburn	14	172/1,068	239/1,976	1/35	2013	26
3,056	Steve Taneyhill, South Carolina	11	66/-38	389/3,094	2/26	1995	30
3,048	Stephen Garcia, South Carolina	13	120/186	432/2,862	....	2009	21
3,034	Kurt Page, Vanderbilt	11	60/-144	493/3,178	....	1983	16
3,014	Connor Shaw, South Carolina	13	154/558	284/2,447	1/9	2013	31

LONGEST PLAYS

RUSHING TOUCHDOWNS

Yds.	Rusher	Team and Opponent	Year
99	Kelsey Finch	Tennessee vs. Florida	1977
99	Broderick Green	Arkansas vs. Eastern Michigan	2009
98	Stanley Howell	Mississippi State vs. Sou. Miss.	1979
97	Blondy Black	Mississippi State vs. Duquesne	1942
97	John Avery	Ole Miss vs. Arkansas	1997
96	Chris Anderson	Alabama vs. Temple	1991
96	Emmitt Smith	Florida vs. Mississippi State	1988
95	Jesse Fatherree	LSU vs. Georgia	1935
95	Harry Gilmer	Alabama vs. Kentucky	1945
94	Sal Nicolo	LSU vs. Rice	1952
94	Stacey Simmons	Florida vs. Kentucky	1987

PASSING TOUCHDOWNS

Yds.	Passer and Receiver	Team and Opponent	Year
99	Cris Collinsworth to Derrick Gaffney	Florida vs. Rice	1977
99	Dondrial Pinkins to Troy Williamson	South Carolina vs. Virginia	2003
98	Dondrial Pinkins to Matthew Thomas	South Carolina vs. Ole Miss	2003
98	Aaron Murray to Reggie Davis	Georgia vs. North Texas	2013
97	Tim Couch to Craig Yeast	Kentucky vs. Florida	1998
96	Eric Kresser to Jacquez Green	Florida vs. Northern Illinois	1995
96	Kerwin Bell to Ricky Nattiel	Florida vs. Georgia	1984
95	Johnny Manziel to Mike Evans	Texas A&M vs. Alabama	2013
94	Freddie Kitchens to Michael Vaughn	Alabama vs. Florida	1996
94	Cam Newton to Emory Blake	Auburn vs. UL Monroe	2010
94	Dylan Thompson to Damiere Byrd	South Carolina vs. UAB	2012
93	Steve Taneyhill to Monty Means	South Carolina vs. La. Tech	1995
93	Buck Belue to Lindsay Scott	Georgia vs. Florida	1980
93	Kyle Morris to Stacey Simmons	Florida vs. Montana State	1988
93	Greg Talley to Kevin Maxwell	Georgia vs. Vanderbilt	1989
93	David Greene to Tyson Browning	Georgia vs. LSU (1)	2003
93	Chris Todd to Terrell Zachery	Auburn vs. Louisiana Tech	2009

FUMBLE-IN-AIR RETURNS

Yds.	Player	Team and Opponent	Year
100	Dextar Stanphill	Sewanee vs. Florida	1936
100	Ken Kavanaugh	LSU vs. Rice	1937
99	Damian Swann	Georgia vs. Georgia Tech	2014
98	Millard Morris	Auburn vs. LSU	1934
97	Josh Morgan	Mississippi State vs. BYU	2000
96	Darrin Miller	Tennessee vs. Iowa	1987
95	Ben Hanks	Florida vs. Arkansas	1995
94	George Mathews	Georgia Tech vs. Navy	1946
94	David Ray	Vanderbilt vs. Tulane	1958
91	Gusty Yearout	Auburn vs. Florida	1966
91	Cassius Ware	Ole Miss vs. Auburn	1992

KICKOFF RETURNS

Yds.	Returner	Team and Opponent	Year
100	Howard Bryan	Tulane vs. Georgia Tech	1933
100	Bobby Kellogg	Tulane vs. Ole Miss	1939
100	Pat Reen	Florida vs. Miami	1940
100	Lou Thomas	Tulane vs. N.Carolina	1941
100	Eddie Price	Tulane vs. Alabama	1947
100	Jim Burkett	Alabama vs. Duquesne	1949
100	Bobby Duke	Auburn vs. Mississippi State	1953
100	Jimmy Burson	Auburn vs. UT-Chatt	1960
100	Gary Martin	Alabama vs. Miami	1963
100	Ray Ogden	Alabama vs. Auburn	1964
100	Sammy Grezaffi	LSU vs. Tennessee	1967
100	George Ranager	Alabama vs. Auburn	1969
100	Vernon Studdard	Ole Miss vs. Alabama	1970
100	Willie Shelby	Alabama vs. Kentucky	1973
100	Preston Brown	Vanderbilt vs. Miss.	1977
100	Sam DeJarnette	Auburn vs. Mississippi State	1980
100	Willie Gault	Tennessee vs. Pittsburgh	1980
100	Glen Young	Mississippi State vs. LSU	1980
100	Eric Martin	LSU vs. Kentucky	1981
100	Pierre Goode	Alabama vs. Ole Miss	1988
100	Kurt Johnson	Kentucky vs. Georgia	1989
100	Jack Jackson	Florida vs. Mississippi State	1993
100	Madre Hill	Arkansas vs. LSU	1994
100	John Avery	Ole Miss vs. LSU	1996
100	John Avery	Ole Miss vs. Alabama	1997
100	Boo Williams	South Carolina vs. Vanderbilt	1997
100	Craig Yeast	Kentucky vs. Florida	1998
100	Peerless Price	Tennessee vs. Alabama	1998
100	Bo Carroll	Florida vs. LSU	1999
100	Leonard Scott	Tennessee vs. Georgia	1999
100	Deuce McAllister	Ole Miss vs. Arkansas	1999
100	Tim Carter	Auburn vs. LSU	2000
100	Derek Abney	Kentucky vs. Florida	2002
100	Fred Reid	Mississippi State vs. Memphis	2003
100	Tyrone Prothro	Alabama vs. Kentucky	2004
100	Felix Jones	Arkansas vs. Mississippi State	2005
100	Felix Jones	Arkansas vs. Ole Miss	2006
100	Keenan Burton	Kentucky vs. Louisville	2006
100	Derrick Locke	Kentucky vs. W. Kentucky	2008
100	Derrick Locke	Kentucky vs. Louisville	2009
100	Brandon Boykin	Georgia vs. Tennessee	2009
100	Brandon Boykin	Georgia vs. South Carolina	2009
100	Brandon Boykin	Georgia vs. Kentucky	2010
100	Onterio McCalebb	Auburn vs. Mississippi State	2012
100	Todd Gurley	Georgia vs. Buffalo	2012
100	Jaylen Walton	Ole Miss vs. Texas	2012
100	Jameon Lewis	Mississippi State vs. Ole Miss	2012
100	Andre Debose	Florida vs. Louisville	2012
100	Tre Mason	Auburn vs. Washington State	2013
100	Solomon Patton	Florida vs. Missouri	2013
100	Darrius Sims	Vanderbilt vs. South Carolina	2014
100	Leonard Fournette	LSU vs. Notre Dame	2014
100	Todd Gurley	Georgia vs. Clemson	2014

PUNT RETURNS

Yds.	Returner	Team and Opponent	Year
100	Howard Bryan	Tulane vs. Georgia Tech	1933
100	Bert Rechichar	Tenn. vs. Wash. & Lee	1950
100	Jim Campagna	Georgia vs. Vanderbilt	1952
100	Eddie Kennison	LSU vs. Mississippi State	1994
100	Keenan Burton	Kentucky vs. Louisville	2006
99	Thomas Brown	Georgia vs. Tennessee	2006
98	Ray Hapes	Ole Miss vs. SW Louisiana	1935
97	Hal Griffin	Florida vs. Miami	1946
97	Dicky Lyons	Kentucky vs. Houston	1966
97	Joe Adams	Arkansas vs. Ole Miss	2010
96	Ray Hapes	Ole Miss vs. Union	1936
96	John Hovious	Ole Miss vs. Georgia	1940
96	Dustin Harris	Texas A&M vs. South Carolina St.	2012
95	Ray Hapes	Ole Miss vs. SW Louisiana	1935
95	Rab Rodgers	Ole Miss vs. Memphis State	1935
95	Bobby Freeman	Auburn vs. Georgia	1953

LONGEST PUNTS

Yds.	Punter	Team and Opponent	Year
92	Bill Smith	Ole Miss vs. Southern Miss	1984
89	Dixie Howell	Alabama vs. Tennessee	1933
*87	Rufus Deal	Auburn vs. Georgia Tech	1939
87	O.J. Key	Tulane vs. Florida	1946
87	Spike Jones	Georgia vs. Auburn	1967
86	Donnie Jones	LSU vs. Kentucky	2002
85	Gregg Gantt	Alabama vs. Mississippi State	1971
84	Mike Patrick	Mississippi State vs. Alabama	1974
83	Dixie Howell	Alabama vs. Kentucky	1933
*83	Billy Mann	Ole Miss vs. Tennessee	1938

LONGEST FIELD GOALS

Yds.	Kicker	Team and Opponent	Year
60	Fuad Reveiz	Tennessee vs. Georgia Tech	1982
60	Chris Perkins	Florida vs. Tulane	1984
60	Kevin Butler	Georgia vs. Clemson	1984
59	Cloyce Hinton	Ole Miss vs. Georgia	1969
59	Kevin Butler	Georgia vs. Ole Miss	1982
58	Cloyce Hinton	Ole Miss. vs. Houston	1970
58	Allan Leavitt	Georgia vs. Vanderbilt	1976
58	Neil O'Donoghue	Auburn vs. Tennessee	1976
58	Brandou Coutu	Georgia vs. UL-Monroe	2005
57	Jim Gaylor	Tennessee vs. Kentucky	1977
57	Rex Robinson	Georgia vs. S. Carolina	1980
57	Rex Robinson	Georgia vs. Georgia Tech	1980
57	Kevin Butler	Georgia vs. Georgia Tech	1984
57	Van Tiffin	Alabama vs. Texas A&M	1985
57	Bryan Owen	Ole Miss vs. Tulane	1988
57	Philip Yost	Auburn vs. Western Kentucky	2003
56	John Riley	Auburn vs. Tennessee	1969
56	Brandon Coutu	Georgia vs. Kentucky	2005
56	Caleb Sturgis	Florida vs. Georgia	2009
56	Blair Walsh	Georgia vs. Coastal Carolina	2011
56	Marshall Morgan	Georgia vs. Tennessee	2013

LONGEST INTERCEPTION RETURNS

Yds.	Player	Team and Opponent	Year
100	Ray Hapes	Ole Miss vs. Ouachita	1937
100	Bob Davis	Kentucky vs. Wash. & Lee	1937
100	Frank Broyles	Georgia Tech vs. Clemson	1944
100	Ray Martin	Tennessee vs. Louisville	1953
100	Jackie Simpson	Florida vs. Mississippi State	1955
100	Joe Brodsky	Florida vs. Mississippi State	1956
100	Charlie Britt	Georgia vs. Florida	1959
100	Louis Guy	Ole Miss. vs. Tennessee	1962
100	White Graves	LSU vs. Kentucky	1964
100	Dave Hunter	Kentucky vs. West Va.	1968
100	Greg Jackson	LSU vs. Mississippi State	1988
100	Jerell Norton	Arkansas vs. North Texas	2007
100	Anthony Johnson	Mississippi State vs Alabama	2007
100	Johnthan Banks	Mississippi State vs. Florida	2009
100	Walter McFadden	Auburn vs. Northwestern	2009
100	Rohan Gaines	Arkansas vs. Ole Miss	2014
99	Bobby Wilson	Ole Miss. vs. Florida	1948
99	Orlando Watters	Arkansas vs. LSU	1993
99	Odell Thurman	Georgia vs. Auburn	2003

LONGEST MISSED FIELD GOAL RETURNS

Yds.	Player	Team and Opponent	Year
100	Odell Beckham, Jr. (109 unoff.)	LSU vs. UAB	2013
100	Chris Davis (109 unoff.)	Auburn vs. Alabama	2013

Auburn's Chris Davis returned a missed field goal 100 yards for a touchdown as time expired to lead the Tigers to a 34-28 win over Alabama in 2013.

LSU's Odell Beckham, Jr., the 2014 NFL Offensive Rookie of the Year, returned a missed field goal 100 yards in the Tigers' 2013 win against UAB.

SEC FIRST ROUND NFL DRAFT SELECTIONS (1979-2015)

Year	Selection	Player, College	NFL Team
2015	3	Dante Fowler, Florida	Jaguars
	4	Amari Cooper, Alabama	Raiders
	10	Todd Gurley, Georgia	Rams
	21	Cedric Ogbuehi, Texas A&M	Bengals
	22	Bud Dupree, Kentucky	Steelers
	23	Shane Ray, Missouri	Broncos
	24	D.J. Humphries, Florida	Cardinals
2014	**1**	**Jadeveon Clowney, South Carolina**	**Texans**
	2	Greg Robinson, Auburn	Rams
	6	Jake Matthews, Texas A&M	Falcons
	7	Mike Evans, Texas A&M	Buccaneers
	12	Odell Beckham, Jr., LSU	Giants
	17	C.J. Mosley, Alabama	Ravens
	19	Ja'Wuan James, Tennessee	Dolphins
	21	Ha Ha Clinton-Dix, Alabama	Packers
	22	Johnny Manziel, Texas A&M	Browns
	23	Dee Ford, Auburn	Chiefs
	29	Dominique Easley, Florida	Patriots
2013	2	Luke Joekel, Texas A&M	Jaguars
	6	Barkevious Mingo, LSU	Browns
	9	Dee Milliner, Alabama	Jets
	10	Chance Warmack, Alabama	Titans
	11	DJ Fluker, Alabama	Chargers
	13	Sheldon Richardson, Missouri	Jets
	17	Jarvis Jones, Georgia	Steelers
	18	Eric Reid, LSU	49ers
	23	Sharrif Floyd, Florida	Vikings
	29	Cordarrelle Patterson, Tennessee	Vikings
	30	Alec Ogletree, Georgia	Rams
	32	Matt Elam, Florida	Ravens
2012	3	Trent Richardson, Alabama	Browns
	6	Morris Claiborne, LSU	Cowboys
	7	Mark Barron, Alabama	Buccaneers
	10	Stephon Gilmore, South Carolina	Bills
	12	Fletcher Cox, Mississippi State	Eagles
	14	Michael Brockers, LSU	Rams
	17	Dre Kirkpatrick, Alabama	Bengals
	18	Melvin Ingram, South Carolina	Chargers
	25	Dont'a Hightower, Alabama	Patriots
2011	**1**	**Cam Newton, Auburn**	**Panthers**
	3	Marcell Dareus, Alabama	Bills
	4	A.J. Green, Georgia	Bengals
	5	Patrick Peterson, LSU	Cardinals
	6	Julio Jones, Alabama	Falcons
	13	Nick Fairley, Auburn	Lions
	15	Mike Pouncey, Florida	Dolphins
	25	James Carpenter, Alabama	Seahawks
	28	Mark Ingram, Alabama	Saints
	32	Derek Sherrod, Mississippi State	Packers
2010	5	Eric Berry, Tennessee	Chiefs
	7	Joe Haden, Florida	Browns
	8	Rolando McClain, Alabama	Raiders
	18	Maurkice Pouncey, Florida	Steelers
	20	Kareem Jackson, Alabama	Texans
	25	Tim Tebow, Florida	Broncos
	26	Dan Williams, Tennessee	Cardinals
2009	**1**	**Matthew Stafford, Georgia**	**Lions**
	3	Tyson Jackson, LSU	Chiefs
	6	Andre Smith, Alabama	Bengals
	12	Knowshon Moreno, Georgia	Broncos
	18	Robert Ayers, Tennessee	Broncos
	22	Percy Harvin, Florida	Vikings
	23	Michael Oher, Ole Miss	Ravens
	24	Peria Jerry, Ole Miss	Falcons
2008	4	Darren McFadden, Arkansas	Raiders
	5	Glenn Dorsey, LSU	Chiefs
	8	Derrick Harvey, Florida	Jaguars
	10	Jerod Mayo, Tennessee	Patriots
	14	Chris Williams, Vanderbilt	Bears
	22	Felix Jones, Arkansas	Cowboys
2007	**1**	**JaMarcus Russell, QB, LSU**	**Raiders**
	6	LaRon Landry, S, LSU	Redskins
	8	Jamaal Anderson, DE, Arkansas	Falcons
	11	Patrick Willis, LB, Ole Miss	49ers
	16	Justin Harrell, DT, Tennessee	Packers
	17	Jarvis Moss, DE, Florida	Broncos
	21	Reggie Nelson, S, Florida	Jaguars
	23	Dwayne Bowe, WR, LSU	Chiefs
	27	Robert Meachem, WR, Tennessee	Saints
	29	Ben Grubbs, OG, Auburn	Ravens
	30	Craig Davis, WR, LSU	Chargers
2006	11	Jay Cutler, QB, Vanderbilt	Broncos
	16	Jason Allen, DB, Tennessee	Dolphins
	24	Johnathan Joseph, DB, South Carolina	Bengals
	30	Joseph Addai, RB, LSU	Colts
2005	2	Ronnie Brown, RB, Auburn	Dolphins
	5	Carnell Williams, RB, Auburn	Buccaneers
	7	Troy Williamson, WR, South Carolina	Vikings
	9	Carlos Rogers, CB, Auburn	Redskins
	14	Thomas Davis, S, Georgia	Panthers
	17	David Pollack, DE, Georgia	Bengals
	20	Marcus Spears, DE, LSU	Cowboys
	21	Matt Jones, WR, Arkansas	Jaguars
	25	Jason Campbell, QB, Auburn	Redskins
	26	Chris Spencer, C, Ole Miss	Seahawks
2004	**1**	**Eli Manning, QB, Ole Miss**	**Chargers**
	10	Dunta Robinson, DB, South Carolina	Texans
	15	Michael Clayton, WR, LSU	Buccaneers
	16	Shawn Andrews, OT, Arkansas	Eagles
	25	Ahmad Carroll, DB, Arkansas	Packers
	32	Ben Watson, TE, Georgia	Patriots
2003	4	Dewayne Robertson, DT, Kentucky	Jets
	6	Johnathan Sullivan, DT, Georgia	Saints
	20	George Foster, OT, Georgia	Broncos
	22	Rex Grossman, QB, Florida	Bears
2002	9	John Henderson, DT, Tennessee	Jaguars
	13	Donte Stallworth, WR, Tennessee	Saints
	15	Albert Haynesworth, DT, Tennessee	Titans
	25	Charles Grant, DE, Georgia	Saints
	26	Lito Sheppard, DB, Florida	Eagles
	30	Kendall Simmons, OG, Auburn	Steelers

Year	Selection	Player, College	NFL Team
2001	3	Gerard Warren, DT, Florida	Browns
	6	Richard Seymour, DT, Georgia	Patriots
	13	Marcus Stroud, DT, Georgia	Jaguars
	14	Kenyatta Walker, OT, Florida	Buccaneers
	23	Deuce McAllister, RB, Ole Miss	Saints
2000	3	Chris Samuels, OT, Alabama	Redskins
	5	Jamal Lewis, RB, Tennessee	Ravens
	10	Travis Taylor, WR, Florida	Ravens
	12	Shaun Ellis, DE, Tennessee	Jets
	13	John Abraham, LB, South Carolina	Jets
	19	Shaun Alexander, RB, Alabama	Seahawks
1999	**1**	**Tim Couch, QB, Kentucky**	**Browns**
	7	Champ Bailey, DB, Georgia	Redskins
	15	Anthony McFarland, DT, LSU	Buccaneers
	16	Jevon Kearse, LB, Florida	Oilers
	18	Matt Stinchcomb, OT, Georgia	Raiders
	24	Reggie McGrew, DT, Florida	49ers
	26	Fernando Bryant, DB, Alabama	Jaguars
	31	Al Wilson, LB, Tennessee	Broncos
1998	**1**	**Peyton Manning, QB, Tennessee**	**Colts**
	9	Fred Taylor, RB, Florida	Jaguars
	13	Takeo Spikes, LB, Auburn	Bengals
	18	Robert Edwards, RB, Georgia	Patriots
	20	Terry Fair, DB, Tennessee	Lions
	23	Mo Collins, OT, Florida	Raiders
	26	Alan Faneca, OG, LSU	Steelers
	27	Victor Riley, OT, Auburn	Chiefs
	29	John Avery, RB, Ole Miss	Dolphins
	30	Marcus Nash, WR, Tennessee	Broncos
1997	7	Ike Hilliard, WR, Florida	Giants
	16	Reidel Anthony, WR, Florida	Buccaneers
	20	Dwayne Rudd, LB, Alabama	Vikings
	22	David LaFleur, TE, LSU	Cowboys
1996	10	Willie Anderson, OT, Auburn	Bengals
	13	Walt Harris, DB, Mississippi State	Bears
	18	Eddie Kennison, WR, LSU	Rams
	24	Eric Moulds, WR, Mississippi State	Bills
1995	6	Kevin Carter, DE, Florida	Rams
	15	Ellis Johnson, DT, Florida	Colts
	19	James Stewart, RB, Tennessee	Jaguars
1994	3	Heath Shuler, QB, Tennessee	Redskins
	9	Antonio Langham, DB, Alabama	Browns
	14	Bernard Williams, OT, Georgia	Eagles
	15	Wayne Gandy, OT, Auburn	Rams
	20	Tim Bowens, DT, Ole Miss	Dolphins
	26	Henry Ford, DE, Arkansas	Oilers
1993	3	Garrison Hearst, RB, Georgia	Cardinals
	5	John Copeland, DE, Alabama	Bengals
	6	Eric Curry, DE, Alabama	Buccaneers
	18	Earnest Dye, OT, South Carolina	Cardinals
	27	Todd Kelly, DE, Tennessee	49ers
	29	George Teague, DB, Alabama	Packers
1992	20	Dale Carter, DB, Tennessee	Chiefs
	23	Chris Mims, DE, Tennessee	Chargers

Year	Selection	Player, College	NFL Team
1991	7	Charles McRae, T, Tennessee	Buccaneers
	8	Antone Davis, T, Tennessee	Eagles
	12	Alvin Harper, WR, Tennessee	Cowboys
	15	Huey Richardson, LB, Florida	Steelers
	20	Kelvin Pritchett, DT, Ole Miss	Cowboys
	21	Harvey Williams, RB, LSU	Chiefs
1990	4	Keith McCants, LB, Alabama	Buccaneers
	17	Emmitt Smith, RB, Florida	Cowboys
	18	Tony Bennett, LB, Ole Miss	Packers
	22	Ben Smith, DB, Georgia	Eagles
	24	Rodney Hampton, RB, Georgia	Giants
1989	4	Derrick Thomas, LB, Alabama	Chiefs
	7	Tim Worley, RB, Georgia	Steelers
	10	Eric Hill, LB, LSU	Cardinals
	12	Trace Armstrong, DE, Florida	Bears
	23	David Williams, OT, Florida	Oilers
	25	Louis Oliver, DB, Florida	Dolphins
	28	Keith DeLong, LB, Tennessee	49ers
1988	**1**	**Aundray Bruce, LB, Auburn**	**Falcons**
	9	Terry McDaniel, DB, Tennessee	Raiders
	15	Anthony Miller, WR, Tennessee	Chargers
	21	Clifford Charlton, LB, Florida	Browns
	27	Wendell Davis, WR, LSU	Bears
1987	2	Cornelius Bennett, LB, Alabama	Colts
	4	Brent Fullwood, RB, Auburn	Packers
	27	Ricky Nattiel, WR, Florida	Broncos
1986	**1**	**Bo Jackson, RB, Auburn**	**Buccaneers**
	4	Jon Hand, DE, Alabama	Colts
	14	Gerald Robinson, DE, Auburn	Vikings
	15	John L. Williams, RB, Florida	Seahawks
	20	Will Wolford, T, Vanderbilt	Bills
	21	Tim McGee, WR, Tennessee	Bengals
	27	Neal Anderson, RB, Florida	Bears
1985	6	Lomas Brown, OT, Florida	Lions
	18	Freddie Joe Nunn, DE, Ole Miss	Cardinals
	19	George Adams, RB, Kentucky	Giants
	24	Alvin Toles, LB, Tennessee	Saints
	25	Emanuel King, DE, Alabama	Bengals
	27	Lorenzo Hampton, RB, Florida	Dolphins
1984	8	Leonard Coleman, DB, Vanderbilt	Colts
	11	Wilbur Marshall, LB, Florida	Bears
	17	Clyde Duncan, WR, Tennessee	Cardinals
1983	8	Michael Haddix, RB, Mississippi State	Eagles
	13	James Jones, RB, Florida	Lions
	16	Mike Pitts, DE, Alabama	Falcons
	18	Willie Gault, WR, Tennessee	Bears
1982	2	Johnie Cooks, LB, Mississippi State	Colts
	11	Anthony Hancock, WR, Tennessee	Chiefs
	13	Lindsay Scott, WR, Georgia	Saints
1981	5	E.J. Junior, LB, Alabama	Cardinals
	24	James Brooks, RB, Auburn	Chargers
1980	14	Roland James, DB, Tennessee	Patriots
	21	Don McNeal, DB, Alabama	Dolphins
1979	6	Barry Krauss, LB, Alabama	Colts
	12	Charles Alexander, RB, LSU	Bengals
	14	Marty Lyons, DE, Alabama	Jets
	27	Robert Shaw, C, Tennessee	Cowboys

*** – Does not include supplemental drafts.** **For SEC first-round draft selections prior to 1979, please go to the football link under www.secsports.com.**

NATIONAL FOOTBALL FOUNDATION HALL OF FAME

PLAYERS

ALABAMA

* QB A.T.S. (Pooley) Hubert, '25
* HB Johnny Mack Brown, '25
* Tackle Fred Sington, '30
* FB Johnny Cain, '33
End Don Hutson, '34
TB Millard (Dixie) Howell, '34
QB Riley Smith, '35
Tackle Don Whitmire, '44
HB Harry Gilmer, '48
Center Vaughn Mancha, '47
Center Lee Roy Jordan, '62
Tackle Billy Neighbors, '62
HB Johnny Musso, '71
Guard John Hannah, '72
LB Woodrow Lowe, '75
End Ozzie Newsome, '77
DT Marty Lyons, '78
LB Cornelius Bennett, '86
LB Derrick Thomas, '88

ARKANSAS

End Wear K. Schoonover, '29
HB Clyde Scott, '48
G/LB Wayne Harris, '60
HB Lance Alworth, '61
C Ronnie Caveness, '64
OL Loyd Phillips, '66
End Chuck Dicus, '70
DE Billy Ray Smith, '82

AUBURN

* HB Jimmy Hitchcock, '32
Center Walter Gilbert, '36
FB Ed Dyas, '60
Back Tucker Frederickson, '64
QB Pat Sullivan, '72
RB Bo Jackson, '85
WR Terry Beasley, '71
DT Tracy Rocker, '88

FLORIDA

* End Dale Van Sickel, '28
QB Steve Spurrier, '66
DL Jack Youngblood, '70
WR Carlos Alvarez, '71
SE Wes Chandler, '77
LB Wilber Marshall, '83
RB Emmitt Smith, '89
QB Danny Wuerffel, '96

GEORGIA

* HB Robert McWhorter, '13
* End Vernon "Catfish" Smith, '31
FB Bill Hartman, '38
HB Frank Sinkwich, '42
HB Charles Trippi, '46
QB John Rauch, '49
QB Fran Tarkenton, '60
DB Jake Scott, '68
DT Bill Stanfill, '68
RB Herschel Walker, '82
DB Terry Hoage, '83
PK Kevin Butler, '84

KENTUCKY

DB/RB/End Jerry Claiborne, '49
Tackle Bob Gain, '50
QB Vito "Babe" Parilli, '51
OL/DL Steve Meilinger, '53
OL Lou Michaels, '57
DE Art Still, '77

LSU

* QB G.E. (Doc) Fenton, '09
QB Abe Mickal, '35
End Gaynell Tinsley, '36
End Ken Kavanaugh, '39
HB Billy Cannon, '59
HB Jerry Stovall, '62
DB Tommy Casanova, '71
TB Charles Alexander, '78

OLE MISS

Tackle Frank (Bruiser) Kinard, '38
HB Parker Hall, '39
HB Doug Kenna, '41
TB Charlie Conerly, '47
End Barney Poole, '48
FB Charlie Flowers, '59
QB Jake Gibbs, '60
QB Archie Manning, '71
TE Wesley Walls, '88

MISSISSIPPI STATE

Back Jackie Parker, '53
LB D.D. Lewis, '67

SOUTH CAROLINA

RB George Rogers, '80
WR Sterling Sharpe, '87

TENNESSEE

* Guard Nate Dougherty, '09
* HB Eugene McEver, '31
* QB Robert Lee Dodd, '30
* Guard Herman Hickman, '31
HB Beattie Feathers, '33
End Bowden Wyatt, '38
HB George Cafego, '39
Guard Robert Suffridge, '40
Guard Edward Molinski, '40
HB Hank Lauricella, '52
End Doug Atkins, '52
Guard John Michels, '52
Back Johnny Majors, '57
Guard Steve DeLong '65
Center Bob Johnson, '68
LB Steve Kiner, '69
LB Frank Emanuel, '65
OG Chip Kell, '70
DT Reggie White, '83

VANDERBILT

* FB John J. Tigert, '04
* Tackle Josh Cody, '20
* End Lynn Bomar, '24
* QB William Spears, '27
Center Carl Hinkle, '37

COACHES

Name and Alma Mater	School(s)
Bill Alexander (Georgia Tech)	Georgia Tech
*Charles Bachman (Florida)	Florida, DePauw, Northwestern, Kansas, Michigan State
*Dana X. Bible (Carson-Newman)	LSU
*Bernie Bierman (Minnesota)	MississippiState, Tulane
Frank Broyles (Georgia Tech)	Missouri, Arkansas
Paul (Bear) Bryant (Alabama)	Kentucky, Alabama
Wally Butts (Mercer)	Georgia
Bobby Dodd (Tennessee)	Georgia Tech
Jerry Claiborne (Kentucky)	Kentucky
Doug Dickey (Florida)	Tennessee, Florida
*Mike Donahue (Yale)	Auburn, LSU
Vince Dooley (Auburn)	Georgia
Pat Dye (Georgia)	Auburn
Bill Edwards (Wittenberg)	Vanderbilt
Phillip Fulmer (Tennessee)	Tennessee
Ray Graves (Tennessee)	Florida
*John Heisman (Penn)	Auburn, Georgia Tech
Lou Holtz (Kent State)	Arkansas, Georgia Tech
Frank Howard (Clemson)	Alabama
Morley Jennings (Mississippi State)	Baylor
L.M. (Biff) Jones	LSU
Ralph (Shug) Jordan (Auburn)	Auburn
Charlie McClendon (Kentucky)	LSU
Dan McGugin (Michigan)	Vanderbilt
Allyn McKeen (Tennessee)	Mississippi State
Bernie Moore (Carson-Newman)	LSU
*Ray Morrison (Vanderbilt)	SMU, Vanderbilt, Temple
Jess Neely (Vanderbilt)	Southwestern, Clemson, Rice
R.R. Neyland (Army)	Tennessee
Darrell Royal (Oklahoma)	Mississippi State
Henry "Red" Sanders (Vanderbilt)	Vanderbilt
*Clark Shaughnessy (Minnesota)	Tulane
Francis Schmidt	Tulsa, Arkansas, TCU, Ohio State, Idaho
Gene Stallings (Texas A&M)	Texas A&M/Alabama
Frank Thomas (Notre Dame)	Alabama
Thad (Pie) Vann (Ole Miss)	Southern Miss
John Vaught (TCU)	Ole Miss
*Wallace Wade (Brown)	Alabama
G.S. (Pop) Warner (Cornell)	Georgia
Bowden Wyatt (Tennessee)	Arkansas/Tennessee

* Participated before SEC was organized.

AWARD WINNERS

Heisman Trophy

(Presented to the nation's outstanding college football player by Downtown Athletic Club of New York.

1942 HB – Frank Sinkwich, Georgia
1959 HB – Billy Cannon, LSU
1966 QB – Steve Spurrier, Florida
1971 QB – Pat Sullivan, Auburn
1982 RB – Herschel Walker, Georgia
1985 RB – Bo Jackson, Auburn
1996 QB – Danny Wuerrfel, Florida
2007 QB – Tim Tebow, Florida
2009 RB – Mark Ingram, Alabama
2010 QB - Cam Newton, Auburn
2012 QB - Johnny Manziel, Texas A&M

Maxwell Award

Presented to the nation's outstanding college football player by the Maxwell Football Club of Philadelphia

1946 HB – Charley Trippi, Georgia
1982 RB – Herschel Walker, Georgia
1996 QB – Danny Wuerffel, Florida
1997 QB – Peyton Manning, Tennessee
2003 QB – Eli Manning, Ole Miss
2007 QB – Tim Tebow, Florida
2008 QB – Tim Tebow, Florida
2010 QB - Cam Newton, Auburn
2013 QB - AJ McCarron, Alabama

Outland Trophy

Honoring the outstanding interior lineman in the United States, selected by the Football Writers Association of America

1950 T – Bob Gain, Kentucky
1958 G – Zeke Smith, Auburn
1964 T – Steve DeLong, Tennessee
1968 T – Bill Stanfill, Georgia
1988 DT – Tracy Rocker, Auburn
1999 OT – Chris Samuels, Alabama
2000 DT – *John Henderson, Tennessee
2007 DT – Glenn Dorsey, LSU
2008 OT – *Andre Smith, Alabama
2011 OT - *Barrett Jones, Alabama
2012 OT - Luke Joeckel, Texas A&M

Manning Award

Honoring the outstanding college quarterback

2006 JaMarcus Russell, LSU
2010 Cam Newton, Auburn
2012 Johnny Manziel, Texas A&M

Jim Thorpe Award

First presented in 1986 to honor the nation's best defensive back by the Jim Thorpe Athletic Club of Oklahoma City.

1993 Antonio Langham, Alabama
1996 Lawrence Wright, Florida
2004 Carlos Rogers, Auburn
2009 Eric Berry, Tennessee
2010 Patrick Peterson, LSU
2011 Morris Claiborne, LSU
2012 Johnthan Banks, Mississippi State

Fred Biletnikoff Award

Honoring the outstanding college wide receiver, presented by FWAA

2001 Josh Reed, LSU
2014 Amari Cooper, Alabama

Vince Lombardi/Rotary Award

Honoring the outstanding college lineman of the year, sponsored by the Rotary Club of Houston

1986 LB – Cornelius Bennett, Alabama
1988 DT – Tracy Rocker, Auburn
2004 DE – David Pollack, Georgia
2007 DT – Glenn Dorsey, LSU
2010 DT - Nick Fairley, Auburn

Butkus Award

Emblematic of the top collegiate linebacker, established by the Downtown Athletic Club of Orlando.

1988 Derrick Thomas, Alabama
2006 Patrick Willis, Ole Miss
2009 Rolando McClain, Alabama
2013 C.J. Mosley, Alabama

Ray Guy Award

Recognizes the nation's top punter, presented by the Greater Augusta Sports Council.

2009 Drew Butler, Georgia
2010 Chas Henry, Florida

Lou Groza Award

Presented for the first time in 1992 to honor the nation's top collegiate place-kicker. Sponsored by the Palm Beach County Sports Authority in conjuction with the Orange Bowl Committee.

1993 Judd Davis, Florida
2003 Jonathan Nichols, Ole Miss

Davey O'Brien Award

Presented to the nation's best quarterback by the FWAA

1995 Danny Wuerffel, Florida
1996 Danny Wuerffel, Florida
1997 Peyton Manning, Tennessee
2007 Tim Tebow, Florida
2010 Cam Newton, Auburn
2012 Johnny Manziel, Texas A&M

Mike Fox/Bronko Nagurski Award

Selected by the FWAA and the Charlotte, N.C., Touchdown Club and given to the nation's top defensive player.

1998 Champ Bailey, Georgia
2007 Glenn Dorsey, LSU

Johnny Unitas Golden Arm Award

Selected by the Kentucky Chapter of the National Football Foundation and given to the nation's top senior quarterback

1994 Jay Barker, Alabama
1996 Danny Wuerffel, Florida
1997 Peyton Manning, Tennessee
2003 Eli Manning, Ole Miss
2013 AJ McCarron, Alabama

Chuck Bednarik Trophy

Recognizes the nation's top defensive player, presented by the Maxwell Club.

2004 DE – David Pollack, Georgia
2010 DB - Patrick Peterson, LSU
2011 DB - Tyrann Mathieu, LSU

John Mackey Award

Recognizes the nation's top tight end, presented by the Nassau County (N.J.) Sports Commission

2009 Aaron Hernandez, Florida
2010 D.J. Williams, Arkansas

Mosi Tatupu Award

Recognizes the nation's top special teams player, presented by the Honolulu and Maui Quarterback Clubs.

2002 Glenn Pakulak, Kentucky

Doak Walker Award

Presented to the nation's best running back among Division IA juniors or seniors, sponsored by the GTE/Southern Methodist Athletic Forum.

1992 Garrison Hearst, Georgia
2006 Darren McFadden, Arkansas
2007 Darren McFadden, Arkansas
2011 Trent Richardson, Alabama

Rimington Award

Recognizes the nation's top center.

2004 Ben Wilkerson, LSU
2007 Jonathan Luigs, Arkansas
2009 Maurkice Pouncey, Florida
2012 Barrett Jones, Alabama
2014 Reese Dismukes, Auburn

Ted Hendricks Award

Recognizes the nation's top defensive end.

2003 David Pollack, Georgia
2004 David Pollack, Georgia

Lott Trophy

Recognizes athletic performance and character. Presented by The Pacific Club IMPACT Foundation of Newport Beach, Calif.

2004 David Pollack, Georgia
2005 DeMeco Ryans, Alabama
2007 Glenn Dorsey, LSU

Wuerffel Trophy

Presented to college football player who combines exemplary community service with academic and athletic achievement.

2004 David Pollack, Georgia
2008 Tim Tebow, Florida
2014 Deterrian Shackelford, Ole Miss

Paul Hornung Award

Presented to the nation's most versatile player

2011 Brandon Boykin, Georgia
2013 Odell Beckham, Jr., LSU

SEC ALL-AMERICANS

NOTE: First team members only; AP (Associated Press), UP (United Press), INS (International News Service), UPI (United Press-International), NEA (Newspaper Enterprises Association), CP (Central Press), FWAA (Football Writers of America Association), Coaches (American Football Coaches Association), AAB (All-American Board), Camp (Walter Camp), Rice (Grantland Rice), Spt. News (Sporting News), FB News (Football News), FD (Football Digest), QB (Quarterbacker), CBS (Network/CBS Sportsline), NBC (National Broadcasting), CS (College Sports), SH (Scripps Howard), Rivals (Rivals.com), CNNSI/SI.com (CNN/Sports Illustrated), ESPN.com; CollegeFootballNews.com (CFN) and Pro Football Weekly (PFW).

ALABAMA

1915 W.T. "Bully" Van de Graaff, Tackle

1925 A.T.S. "Pooley" Hubert, QB

1926 Hoyt "Wu" Winslett, End (NCAA Guide)

1929 Tony Holm, FB (NCAA Guide)

1930 Fred Sington, Tackle (AP, UP, INS, NEA, AAB, Rice, Colliers, NY Sun, Coll. Humor)

1931 Johnny Cain, FB (UP, All-American Board)

1932 Johnny Cain, FB (NY Sun, College Humor)

1933 Tom Hupke, Guard (Associated Press)

1934 Don Hutson, End (AP, UP, INS, NEA, Rice, Collier's, NY Sun, CP, NCAA Guide)

Bill Lee, Tackle (AP, UP, INS, CP, Collier's, AAB, College-Humor)

Millard "Dixie" Howell, HB (AP, UP, INS, NEA, Rice, Collier's, NY Sun, NCAA Guide, CP)

1935 Riley Smith, QB (AP, UP, INS, CP, NY Sun, Rice)

1936 Arthur "Tarzan" White, Guard (NCAA Guide)

1937 James Ryba, Tackle (NCAA Guide)

Leroy Monsky, Guard (AP, UP, INS, NEA, AAB, NY Sun, Rose)

Joe Kilgrow, HB (NCAA Guide)

1939 Carey Cox, Center (NCAA Guide)

1941 Holt Rast, End (AP, UP, INS, NEA, AAB, NY Sun, Rice, Collier's)

1942 Don Whitmire, Tackle (NCAA Guide)

Joe Domnanovich, Center (AP, UP, INS, NEA, AAB, Rice, Collier's)

1945 Vaughn Mancha, Center (AP, UP, INS, NEA, AAB, Rice, Collier's)

Harry Gilmer, TB (UPI, Spt. News, Post)

1950 Eddie Salem, HB (AP)

1952 Bobby Marlow, HB (Athletic Pub.)

1954 George Mason, Tackle, (FD)

1961 Billy Neighbors,Tackle (AP, UPI, NEA, CP, FWAA, Coaches, Sp. News, FB News)

1962 Lee Roy Jordan, Center (AP, UPI, NEA, CP, FWAA, Coaches, Time, NY News, CBS)

1964 Dan Kearley, Tackle (Associated Press)

Wayne Freeman, Guard (NEA, NY News)

Joe Namath, QB (Litkenhous)

David Ray, HB (FB News)

1965 Paul Crane, Center (AP, UPI, NEA, FWAA, Coaches, NY News)

Steve Sloan, QB (FB News)

1966 Cecil Dowdy, Guard (AP, UPI, NEA, CP, FWAA, Coaches, NY News)

Ray Perkins, End (AP, NEA, FWAA, Coaches)

Bobby Johns, DB (Central Press)

Richard Cole, Tackle (FB News)

1967 Dennis Homan, Rcv (AP, UPI, CP, FWAA, Coaches, Camp, Time, Spt. News, NY News)

Bobby Johns, DB (UPI, Coaches, Camp, FB News)

Ken Stabler, QB (FB News)

1968 Mike Hall, LB (CP, Camp, FB News)

Sam Gellerstedt, Guard (FB News)

1969 Alvin Samples, Guard (CP, FB News)

1970 Johnny Musso, TB (Camp, FB News)

1971 Johnny Musso, TB (UPI, CP, FWAA, Camp, Coaches, Time, FB News)

John Hannah, Tackle (Coaches)

1972 John Hannah, Guard (AP, UPI, NEA,FWAA, Coaches, Camp, Time, Spt. News, FB News, Gridiron)

Jim Krapf, Center (Coaches)

John Mitchell, End (Coaches)

1973 Buddy Brown, Tackle (AP, UPI, NEA, FWAA, Coaches)

Woodrow Lowe, LB (NEA, FWAA)

Wayne Wheeler, WR (Camp, Spt. News, FB News, Universal Spts.)

1974 Leroy Cook, DE (AP, FWAA)

Woodrow Lowe, LB (UPI, Camp, FB News)

Mike Washington, DB (NEA, Time, FB News)

Sylvester Croom, Center (Coaches)

1975 Leroy Cook, DE (AP, UPI, FWAA, Coaches, Camp, FB News)

Woodrow Lowe, LB (UPI)

1977 Ozzie Newsome, WR (AP, NEA, FWAA, Camp, Coaches, Spt. News, FB News)

1978 Marty Lyons, DT (AP, FWAA, Spt. News, FB News, NEA)

Barry Krauss, LB (Spt. News)

1979 Jim Bunch, OT (AP, Coaches, FWAA)

Don McNeal, DB (NEA, Spt. News)

Dwight Stephenson, Center (FB News)

1980 E.J. Junior, DE (AP, UPI, NEA, FWAA, Coaches, Camp, Spt. News)

Thomas Boyd, LB (Camp)

1981 Tommy Wilcox, DB (AP, UPI, Coaches, Camp, FB News)

Thomas Boyd, LB (NEA, Camp)

1982 Mike Pitts, DE (UPI, Coaches, FB News, FWAA)

Jeremiah Castille, DB (Coaches, Kodak)

Tommy Wilcox, DB (Walter Camp)

1984 Cornelius Bennett, LB (Spt. News, FB News)

1985 Cornelius Bennett, LB (FB News, Camp, Spt. News)

Jon Hand, DT (Spt. News)

1986 Cornelius Bennett, LB (AP, UPI, FB News, Spt. News, Scripps-Howard, Camp, College & Pro Weekly FWAA, Coaches)

Bobby Humphrey, RB (College & Pro Weekly)

Van Tiffin, PK (Scripps-Howard, College & Pro Weekly)

1987 Bobby Humphrey, RB (Camp, Spt. News)

1988 Kermit Kendrick, DB (College & Pro Weekly)

Derrick Thomas, LB (AP, UPI, Coaches, FWAA, Camp, Scripps-Howard, Spt. News, FB News, College & Pro Weekly, Gannett News)

1989 John Mangum, DB (FB News)

Keith McCants, LB (AP, UPI, Coaches, FWAA, Camp, Scripps Howard, Spt. News, FB News)

1990 Philip Doyle, PK (AP, Camp, Coaches, FB News, FWAA, Kodak, Scripps Howard)

1992 John Copeland, DE (AP, Kodak, Camp, FB News, FWAA, Spt. News)

Eric Curry, DE (AP, UPI, Kodak, Camp, Spt. News)

1993 Antonio Langham, DE (AP, UPI, Coaches, Camp, FB News, FWAA, Scripps Howard, Spt. News)

David Palmer, WR (AP, UPI, Coaches, Camp, FB News, FWAA, Spt. News)

Michael Proctor, PK (FB News)

1994 Michael Proctor, PK (Coaches)

1996 Kevin Jackson, DB (AP, Football News, Football Writers, Coaches, Spt. News)

Dwayne Rudd, LB (Coaches)

Michael Myers, DT (Spt. News)

1999 Chris Samuels, OL (AP, Walter Camp, AFCA, FB News, FWAA, Spt. News)

Shaun Alexander, RB (AFCA)

2005 DeMeco Ryans, LB (WC, AFCA, ESPN.com, AP, CBS, Spt. News, Rivals, FWAA)

2008 Andre Smith, OL (Consensus)

Antoine Caldwell, C (Consensus)

Terrence Cody, DL (Consensus)

2009 Mike Johnson, OL (AP, Camp, AFCA, SI, Spt. News)

Mark Ingram, RB (Consensus)

Leigh Tiffin, PK (AP)

Terrence Cody, DT (AP, Camp, FWAA)

Rolando McClain, LB (Consensus)

Javier Arenas, DB/PR (AP, AFCA)

2010 Mark Barron (FWAA)

2011 Barrett Jones, OT (Consensus)

Trent Richardson, RB (Consensus)

Dont'a Hightower, LB (Consensus)

Mark Barron, DB (Consensus)

Courtney Upshaw, LB (ESPN,CBS,FWAA, PFW, SIcom)
DeQuan Menzie, DB (AFCA)
Dre Kirkpatrick, DB (FWAA, PFW)

2012 Barrett Jones, C (Consensus)
Chance Warmack, OL (Consensus)
C.J. Mosley, LB (Consensus)
Dee Milliner, DB (Consensus)
D.J. Fluker, OT (CBS)

2013 Ha Ha Clinton-Dix (Coaches, FWAA, Spt. News)
Cyrus Kouandijo, OL (AP, Camp, CBS, Coaches, FWAA)
AJ McCarron, QB (Camp, Coaches)
C.J. Mosley, LB (AP, Camp, CBS Coaches, FWAA, Spt. News)

2014 Landon Collins, DB (Consensus)
Amari Cooper, WR (Consensus)
Trey DePriest, LB (AFCA)
Arie Kouandjio, OL (AFCA, SI)
JK Scott, P (SI, Spt. News)

ARKANSAS

(Editor's Note: Team names are not available for all of Arkansas All-America players.)

1929 Wear Schoonover, E
1937 Jim Benton, E
1948 Clyde Scott, TB (AFCA, AP)
1954 Bud Brooks, G (AFCA, AP, FWAA, Camp)
1959 Jim Mooty, HB (AP)
1960 Wayne Harris, LB (FWAA)
1961 Lance Alworth, HB (FWAA)
1962 Billy Moore, QB (FWAA)
1964 Ronnie Caveness, C (FWAA, Spt. News)
1965 Bobby Crockett, E (FWAA)
Glen Ray Hines, OT (AFCA, AP, FWAA, Camp)
Loyd Phillips, DT (AFCA, AP, Camp)
1966 Martine Bercher, S (Coaches, UPI)
Loyd Phillips, DT (AFCA, AP, FWAA, Spt. News, Camp)
1968 Jim Barnes, G (AP)
1969 Rodney Brand, C (AP, FWAA, Camp)
Chuck Dicus, E (AFCA)
Cliff Powell, LB (AFCA)
1970 Dick Bumpas, DT (AP)
Chuck Dicus, E (AFCA, AP, Camp)
Bruce James, DE (FWAA)
Bill McClard, PK (FWAA)
1971 Bill McClard, PK (FWAA, Spt. News)
1976 Steve Little, PK (AFCA)
1977 Leotis Harris, G (AFCA, AP, Camp)
Steve Little, PK (AP, FWAA, TSN)
1978 Dan Hampton, DT (AFCA)
Jimmy Walker, DT (FWAA)
1979 Greg Kolenda, OT (AFCA, AP, FWAA, Camp)
1981 Bruce Lahay, PK (FWAA)
Billy Ray Smith, DE (AFCA, AP, FWAA, Spt. News, Camp)
1982 Steve Korte, OG (AFCA, AP, FWAA, Spt. News)
Billy Ray Smith, DE (AFCA, AP, FWAA, Spt. News, Camp)
1983 Ron Faurot, DE (VPI)
1986 Greg Horne, P (AFCA)
1987 Tony Cherico, NG (AFCA)
1988 Wayne Martin, DT (AFCA, FWAA, Spt. News)
Kendall Trainor, PK (AFCA, AP, Spt. News, Camp)
1989 Jim Mabry, OT (AFCA, AP, Camp)
1998 Brandon Burlsworth, OG (Football News)
2001 Jermaine Petty, LB (Coaches)
2002 Shawn Andrews, OT (CNNSI, FWAA, AFCA, TSN, ESPN, AP)
2003 Shawn Andrews, OT (AP, SI.com, Camp, ESPN.com, Coaches, FWAA, TSN)
2005 Felix Jones, KR (CFN)
2006 Darren McFadden, RB (AP, Camp, FWAA, AFCA)
2007 Darren McFadden, RB (AP, Camp, AFCA, FWAA)
Jonathan Luigs, C (Camp, FWAA)
Felix Jones, KR (Camp)
2011 Joe Adams, RS/AP (Consensus)

AUBURN

1932 Jimmy Hitchcock, HB (NCAA Guide)
1937 Walter Gilbert, Center
1942 Ray (Monk) Gafford, HB (NCAA Guide)
1944 Caleb (Tex) Warrington, Center (NCAA Guide)
1949 Travis Tidwell, QB (Williamson)
1954 Jim Pyburn, End (Athletic Pub.)
1955 Frank D'Agostino, Tackle (AP, Collier's, NY News, Hearst)
Joe Childress, FB (FWAA)
Fob James, HB (INS, Movietone News)
1957 Jimmy Phillips, End (AP, UPI, INS, NEA, CP, FWAA-Look, Coaches, Hearst, Spt. News, Today, NBC)
1958 Zeke Smith, Guard (AP, NEA, CP, FWAA-Look, Time) Jackie Burkett, Center (Coaches, Time)
1959 Zeke Smith, Guard (Coaches, Time)
Ken Rice, Tackle, (NEA, FWAA-Look)
1960 Ken Rice, Tackle (AP, UPI, CP, FWAA-Look, Coaches, Time, Spt. News, NBC)
Ed Dyas, FB (FWAA-Look)
1963 Jimmy Sidle, QB (AP, FWAA-Look, FB News)
1964 Tucker Frederickson, FB (AP, NEA, CP, FWAA-Look, Time, NY News, Spt. News)
1965 Jack Thornton, Tackle (NEA)
Billy Cody, LB (FB News)
1967 Freddie Hyatt, End (FB News)
1968 Dave Campbell, Tackle (NEA)
1969 Buddy McClinton, Safety (AP, UPI, CP, FWAA-Look, Coaches, FB News, Camp)
1970 Larry Willingham, DB (UPI, NEA, CP, FWAA-Look, Coaches, Spt. News, FB News, Time)
Terry Beasley, End/Flanker (FB News)
Pat Sullivan, QB (FB News)
1971 Pat Sullivan, QB (AP, UPI, NEA, CP, FWAA, Coaches, Camp, Spt. News, FB News, Time)
Terry Beasley, WR (AP, UPI, NEA, CP, FWAA, Coaches, Camp, Spt. News, FB News, Time)
1973 Steve Taylor, Center (Universal Spt.)
1974 Ken Bernich, LB (AP, Coaches, Camp)
Mike Fuller, Safety (FB News)
1976 Neil O'Donoghue, PK (Spt. News)
1981 Keith Uecker, OT (Mizlou)
1983 Bo Jackson, RB (AP, UPI, Coaches, FWAA, FB News)
1984 Gregg Carr, LB (AP, UPI, Coaches, FB News, Camp)
1985 Bo Jackson, RB (AP, UPI, FB News, Camp, Coaches, Scripps-Howard, FWAA, Spt. News, College & Pro Weekly, Scripps-Howard)
Lewis Colbert, P (Coaches, Spt. News)
Ben Tamburello, C (FB News)
1986 Brent Fullwood, TB (AP, UPI, FB News, Spt. News, Scripps-Howard, Camp, College & Pro Weekly, FWAA, Coaches)
Ben Tamburello, C (AP, UPI, Spt. News, Scripps-Howard, Camp, College & Pro Weekly, FWAA, Coaches)
1987 Aundray Bruce, OLB (Coaches, Camp, Scripps-Howard, UPI, Spt. News)
Tracy Rocker, DT (Camp, FWAA, Scripps-Howard, FB News, UPI, College & Pro Weekly)
Stacy Searels, OT (FB News, AP)
Kurt Crain, LB (AP)
1988 Tracy Rocker, DT (AP, UPI, Coaches, FWAA, Camp, Scripps-Howard, Spt. News, FB News, College & Pro Weekly, Gannett)
Walter Reeves, TE (Spt. News)
Benji Roland, NG (Spt. News)
1989 Ed King, OG (AP, FWAA, FB News, Scripps-Howard, Camp)
Craig Ogletree, LB (Spt. News)
1990 Ed King, OG (AP, Camp, Coaches, FB News, FWAA, Scripps Howard)
David Rocker, DL (Camp, Coaches)
1993 Terry Daniel, P (AP, Coaches, Camp, FB News, FWAA, Spt. News)
Wayne Gandy, OT (AP, UPI, FWAA, Scripps Howard, Spt. News)
1994 Brian Robinson, DB (AP, CS, FB News, UPI)
Frank Sanders, WR (AP, CS, FWAA, SH)
Chris Shelling, DB (FWAA, SH)
1997 Victor Riley, OT (AFCA)
Takeo Spikes, LB (Spt. News)
2001 Damon Duval, PK (Camp, AP, Coaches)
2003 Karlos Dansby, LB (Coaches, ESPN.com)

2004 Carlos Rogers, DB (Camp, SI.com, ESPN.com, AP, CBS Sportsline, FWAA)
Carnell Williams, RB (AFCA)
Marcus McNeil, OL (SI.com, CBS Sportsline)
Junior Rosegreen, DB (SI.com, CBS Sportsline)
2005 Marcus McNeill, OT (WC, SI.com, ESPN.com, AP, Spt. News, CFN, Rivals, FWAA).
2010 Cam Newton, QB (AP, Camp, AFCA, SI, Spt. News)
Nick Fairley, DT (AP, Camp, FWAA, SI, Spt. News)
Lee Ziemba, OT (Camp, AFCA, FWAA, SI)
2011 Steven Clark, P (PFW)
2013 Chris Davis, PR (CBS, Spt. News)
Tre Mason, RB (Spt. News)
2014 Reese Dismukes, C (AFCA, AP, Camp, CBS, FWAA)

FLORIDA

1928 Dale Van Sickel, End (AP, NEA, Rice)
1952 Charles LaPradd, Tackle (AP, NY News)
1956 John Barrow, Guard (FWAA-Look)
1958 Val Heckman, Tackle (FWAA-Look)
1954 Larry DuPree, HB (Coaches)
Dennis Murphy, Tackle (FB News)
1965 Charles Casey, End (AP, Coaches)
Steve Spurrier, QB (FWAA-Look)
Lynn Mathews, End (NEA)
Bruce Bennett, DB (UPI)
Larry Gagner, Guard (NBC, FB News)
1966 Steve Spurrier, QB (AP, UPI, FWAA-Look, NEA, Coaches, Spt. News, FB News, Time, CP, NBC, NY News)
Bill Carr, Center (Time, FB News)
1968 Guy Dennis, Guard (UPI, NY News, Camp)
Larry Smith, FB (Spt. News, FB News)
1969 Carlos Alvarez, End/Flanker (UPI, NEA, Coaches, FB News, NY News, Camp)
Steve Tannen, Sideback (FB News, Time)
1970 Jack Youngblood, End (CP, FWAA-Look, Spt. News, FB News, Time)
1971 John Reaves, QB (Time)
1974 Ralph Ortega, LB (Time, Spt. News)
Burton Lawless, Guard (NEA)
1975 Sammy Green, LB (AP, NEA, FWAA)
1976 Wes Chandler, SE (NEA, FB News)
1977 Wes Chandler, WR (UPI, NEA, Spt. News, FB News)
1980 David Little, LB (AP, FWAA, FB News)
Cris Collinsworth, WR (NEA)
1982 Wilber Marshall, LB (AP, FWAA)
1983 Wilber Marshall, LB (Camp, UPI, Coaches, FB News)
1984 Lomas Brown, OT (AP, Coaches, FWAA-Look, Camp, Spt. News)
Alonzo Johnson, LB (Spt. News)
1985 Alonzo Johnson, LB (FB News, Scripps-Howard, College & Pro Weekly)
Jeff Zimmerman, OG (FB News, Camp, Spt. News)
1986 Jarvis Williams, DB (FB News)
Jeff Zimmerman, OG (Camp)
1987 Jarvis Williams, DB (Camp, College & Pro Weekly)
Louis Oliver, DB (Spt. News)
Clifford Charlton, OLB (Spt. News)
1988 Trace Armstrong, DT (Spt. News)
Louis Oliver, DB (AP, Coaches, Camp, Scripps-Howard, College & Pro Weekly)
1989 Emmitt Smith, RB (AP, UPI, Coaches, Camp, FWAA, FB News, Scripps-Howard, Spt. News)
1990 Huey Richardson, LB (AP, FB News)
Will White, DB (FWAA)
1991 Brad Culpepper, DT (AP, FB News, Coaches, Scripps Howard)
1993 Judd Davis, PK (UPI)
Errict Rhett, RB (FB News)
1994 Kevin Carter, DL (CS, FB News, Spt. News, UPI, Camp)
Jack Jackson, WR (AP, Coaches, CS, FB News, FWAA, SH, Spt. News, UPI)
1995 Jason Odom, Tackle (AP, Coaches, FB News, FWAA, Spt. News, UPI, Camp)
Danny Wuerffel (FB News)
1996 Danny Wuerffel, QB (Associated Press, Football News, Coaches, Spt. News)
Ike Hilliard, WR (Football News, Coaches)
Reidel Anthony, WR (Associated Press, Football Writers, Spt. News)
1997 Jacquez Green, WR (FWAA, Camp, AP)
Fred Weary, DB (FB News, Camp, Spt. News, AFCA)
1998 Jevon Kearse, LB (Walter Camp, Football News)
Mike Peterson, LB (Sporting News)
1999 Alex Brown, DE (Walter Camp, Football News)
2000 Lito Sheppard, DB (Coaches, CNNSI)
2001 Alex Brown, DE (Camp, AP, FWAA)
Mike Pearson, OL (Spt. News, AP, FWAA)
Jabar Gaffney, WR (Camp, Spt. News, AP, Coaches, FB News, FWAA)
Rex Grossman, QB (Camp, AP, FB News)
2003 Keiwan Ratliff, DB (AP, SI.com, Camp, FWAA, Spt. News, ESPN.com)
Ben Troupe, TE (SI.com, ESPN.com)
2004 Channing Crowder, LB (ESPN.com)
2006 Reggie Nelson, DB (AP, Camp, FWAA)
2007 Tim Tebow, QB (AP, Camp, FWAA)
2008 Brandon Spikes, LB (Consensus)
Brandon James, RS (Consensus)
2009 Aaron Hernandez, TE (AP, Spt. News)
Joe Haden, DB (Consensus)
Brandon Spikes, LB (Camp, Spt. News)
Maurkice Pouncy, C (Camp, FWAA, Spt. News)
2010 Chas Henry, P (AP, SI, Spt. News)
2011 Caleb Sturgis, PK (ESPN)
2012 Matt Elam, SAF (AP, SN, SI, CBS)
Caleb Sturgis, PK (SN)
Sharrif Floyd, DL (SN)
2014 Vernon Hargreaves, DB (CBS, Spt. News)

GEORGIA

1913 Bob McWhorter, HB (Parke Davis, NY Herald)
1923 Joe Bennett, Tackle (NEA, Billy Evans)
1927 I.M. (Chick) Shiver, End (AP, Rice)
Tom A. Nash, End (AAB)
1930 Herb Maffett, End (NY Post)
Ralph (Red) Maddox, Guard (NS)
1931 Vernon (Catfish) Smith, End (AP, Rice)
1937 William Hartman, Jr., (AA Board of FB)
1941 Frank Sinkwich, HB (AP, UP, CP, AAB, Colliers, Look, Liberty, Esquire, Post, Time, Spt. News)
1942 Frank Sinkwich, HB (AP, UP, INS, NEA, CP, Colliers, Look, Liberty, Esquire, Post, Time, Spt. News)
George Poschner, End (Look)
1945 Mike Castronis, Tackle (NS)
1946 Charley Trippi, TB (AP, UP, INS, NEA, Colliers, Life, Look, Post)
Herb St. John, Guard (NCAA Guide)
1947 Dan Edwards, End, (Coaches)
1948 John Rauch, QB (Rice, AAB)
1953 Johnny Carson, End (FWAA, Paramont News)
1959 Pat Dye, Guard (FB News)
1960 Pat Dye, Guard (FB News)
1964 Jim Wilson, Tackle (AP, NEA, FWAA- Look)
Ray Rissmiller, Tackle (Time, Spt. News)
1965 George Patton, Tackle (AP, FWAA-Look, FB News)
1966 George Patton, Tackle (AP, CP, NY News, FB News)
Edgar Chandler, Guard (NEA)
1967 Edgar Chandler, Guard (AP, UPI, NEA, CP, FWAA-Look, Coaches, Camp, Time, Spt. News, FB News, NY News)
1968 Bill Stanfill, Tackle (AP, UPI, CP, FWA-Look, Coaches, Spt. News, FB News, NY News, Camp, Time)
Jake Scott, Safety (AP, UPI, NEA, FWAA-Look, Coaches, FB News, NY News, Camp)
1969 Steve Greer, Guard (FB News, Sports Extra)
Tommy Lyons, Center (Sports Extra)
1970 Tommy Lyons, Center (Sports Extra, Look)
1971 Royce Smith, Guard (AP, UPI, NEA, CP, FWAA, Coaches, Camp, Spt. News, FB News, Time)
1974 Craig Hertwig, Guard (AP)
1975 Randy Johnson, Guard (AP, UPI, Coaches, Camp)
1976 Joel Parrish, Guard (UPI, FWAA, Coaches, Camp, FB News)
Mike Wilson, Tackle (AP, NEA)

1977 George Collins, Guard (Spt. News)

1980 Herschel Walker, RB (AP, UPI, NEA, FWAA, Coaches, Camp, Spt. News) Rex Robinson, PK (UPI, NEA, FWAA, Camp, FB News)

Scott Woerner, DB (UPI, Coaches, Camp, FB News)

1981 Herschel Walker, RB (AP, UPI, NEA, FWAA, Coaches, Camp, Spt. News, FB News)

1982 Herschel Walker, RB (AP, UPI, Coaches, FB News, FWAA, Camp)

Terry Hoage, R (AP, UPI, Coaches, Camp)

Jimmy Payne, T (Camp)

1983 Terry Hoage, R (Camp, Coaches, FB News, FWAA, Spt. News, UPI)

Kevin Butler, PK (FB News)

Freddie Gilbert, DT (UPI)

1984 Kevin Butler, PK (UPI, FWAA-Look, FB News, Coaches, Camp)

Jeff Sanchez, S (UPI, Coaches, FB News)

1985 John Little, R (FB News)

Peter Anderson, C (Coaches, AP, UPI, Spt. News, College & Pro Weekly)

1986 John Little, R (FB News, Camp, College & Pro Weekly)

Wilbur Stozier, T (FB News)

1988 Troy Sadowski, TE (Camp)

Todd Wheeler, C (College & Pro Weekly)

Tim Worley, RB (Coaches, FWAA, Camp, Scripps-Howard, Gannett News)

1992 Garrison Hearst, RB (AP, UPI, Kodak, Camp, FB News, FWAA, Spt News)

1993 Bernard Williams, OT (FB News)

1994 Eric Zeier, QB (Coaches)

1997 Matt Stinchcomb, OT (AFCA)

Hines Ward, AP (FD)

1998 Matt Stinchcomb, OT (Walter Camp, Football News, AFCA, AP)

Champ Bailey, DB (Walter Camp, Football News, FWAA, AFCA, AP)

2000 Richard Seymour, DT (Coaches, Camp)

2002 Boss Bailey, OLB (AFCA, Camp)

David Pollack, DE (CNNSI, FWAA, TSN, ESPN, AP)

Jon Stinchcomb, OT (Camp)

2003 Sean Jones, DB (AFCA)

David Pollack, DE (AFCA)

2004 David Pollack, DE (Camp, AFCA, SI.com, ESPN.com, AP, FWAA)

Thomas Davis, DB (Camp, AFCA, Spt. News, Rivals.com)

2005 Max Jean-Gilles, OL (WC, AFCA, ESPN.com, AP, Spt. News, CFN, Rivals)

Greg Blue, DB (WC, AFCA, SI.com, ESPN.com, AP, Spt. News, CFN)

2008 Knowshon Moreno, RB (AFCA)

2009 Drew Butler, P (Consensus)

2010 Justin Houston, LB (FWAA)

2011 Jarvis Jones, LB (Consensus)

Orson Charles, TE (AFCA)

Bacarri Rambo, SAF (AP, Rivals)

Drew Butler, P (Capital One)

2012 Jarvis Jones, LB (Consensus)

KENTUCKY

1942 Clyde Johnson, Tackle (AP)

1949 Bob Gain, Tackle (All-Players, NY Sun, NEA)

1950 Bob Gain, Tackle (AP, UPI, INS, NEA,CP, FWAA-Look, AAB, NY News,FD, Par. News)

Vito (Babe) Parilli, QB (AP, INS, Colliers, NY News, Spt. News, Par. News, AAB)

1951 Vito (Babe) Parilli, QB (UP, INS, NEA,CP, AAB, NY News, All-Players, Par. News, Grid. News, QB, Farley, Husing)

Doug Moseley, Center (AP, FWAA-Look)

1952 Steve Meilinger, End (AP, NEA, All-Players)

1953 Steve Meilinger, End (NEA, Colliers, AAB, Williamson)

1955 Howard Schnellenberger, End (AP)

1956 Lou Michaels, Tackle (UP, NA, Colliers,NY News)

1957 Lou Michaels, Tackle (AP, NEA,FWAA-Look, Coaches, Hearst, CP,NY News, Spt. News)

1961 Irv Goode, Center (Time)

1963 Hershel Turner, Tackle (Time)

1965 Sam Ball, Tackle (UPI, NEA, FWAA-Look, Coaches, Time, Spt. News)

Rodger Bird, HB (Time, NBC)

Rick Norton, QB (Time, NBC)

1974 Elmore Stephens, TE (Time)

Rick Nuzum, Center (NEA)

1976 Warren Bryant, Tackle (Coaches Camp)

1977 Art Still, End, (AP, UPI, NEA, Coaches, FWAA, Camp, Spt. News, FB News)

1989 Mike Pfeifer, OT (FB News)

1998 Tim Couch, QB (Walter Camp, FWAA)

1999 James Whalen, TE (AP, FWAA)

2002 Derek Abney, RS (CNNSI, FWAA, TSN, Camp, ESPN, AP)

2010 Randall Cobb, AP (AP, SI)

LSU

1935 Gaynell Tinsley, End (AP)

1936 Gaynell Tinsley, End (AP)

1939 Ken Kavanaugh, End (AP)

1951 George Tarasovic, Center (NEA)

1954 Sid Fournet, Tackle (Look, FWAA, NEA, UPI, AP, Williamson, INS)

1957 Jimmy Taylor, FB (FWAA-Look)

1958 Max Fugler, Center (FWAA-Look, NBC)

Billy Cannon, HB (AP, UPI, NEA, CP, Coaches, Spt. News, NY News, FWAA-Look, Time, NBC, Leahy)

1959 Billy Cannon, HB (AP, UPI, NEA CP, Coaches, FWAA-Look, Spt. News, NY News, NBC, Hearst)

1961 Roy Winston, Guard (AP, UPI, NEA, CP, FWAA-Look, Coaches, NY News, Spt. News, Time)

1962 Jerry Stovall, HB (AP, UPI, NEA, CP, FWAA-Look, Coaches, NY News, Spt. News, Time, CBS)

Fred Miller, Tackle (FWAA-Look)

1963 Billy Truax, End (FB News)

1964 Remi Prudhomme, Tackle (NEA, NY News, FB News)

1965 George Rice, Tackle (Time, Spt. News)

Doug Moreau, End (FB News)

1967 John Garlington, End (Coaches)

1969 George Bevan, LB (FWAA-Look, Coaches)

Tommy Casanova, DB (FB News)

1970 Mike Anderson, LB (AP, UPI, CP, FWAA-Look, Coaches, FB News, Time)

Tommy Casanova, DB (AP, Coaches)

1971 Tommy Cassanova, DB (UPI, CP, FWAA, Camp, FB News, Time)

Ronnie Estay, Tackle (Coaches)

1972 Bert Jones, QB (UPI, NEA, Coaches, Time, Spt. News)

Warren Capone, LB (FWAA)

1973 Tyler Lafauci, Guard (AP, NEA, Camp)

Warren Capone, LB (FWAA, Coaches)

1974 Mike Williams, DB (Coaches, Spt. News, Time)

1977 Charles Alexander, RB (UPI, Coaches, FWAA, Camp)

1978 Charles Alexander, RB (Coaches, FWAA, Camp, Spt. News, NEA)

Robert Dugas, OT (FB News)

1982 James Britt, DB (NEA)

Al Richardson, LB (FB News)

1983 Eric Martin, SE (Spt. News)

1984 Lance Smith, OT (UPI, Coaches, FB News)

1985 Michael Brooks, LB (AP, Scripps-Howard, College & Pro Weekly)

1986 Wendell Davis, SE (Spt. News, College & Pro Weekly, FWAA)

1987 Wendell Davis, WR (Coaches, FWAA, Scripps-Howard, FB News, UPI, College & Pro Weekly)

Nacho Albergamo, C (Coaches, Camp, AP, UPI, College & Pro Weekly)

1988 Greg Jackson, DB (Gannett News)

1996 Kevin Faulk, AP (Associated Press)

1997 Alan Faneca, OG (FB News, Camp, Spt. News, AP, FD)

Chad Kessler, P (AFCA, FB News, Camp, Spt. News, AP)

1998 Anthony McFarland, DT (FB News, AP)

Todd McClure, C (AFCA)

2001 Josh Reed, WR (Camp, Spt. News, AP, FWAA)

2002 Bradie James, LB (AFCA, TSN)

2003 Skyler Green, RS (SI.com, ESPN.com)

Chad Lavalais, DT (AP, SI.com, ESPN.com, Camp, FWAA, Spt. News)

Stephen Peterman, OL, (SI.com, ESPN.com, Spt. News)

Corey Webster, DB (AFCA)

2004 Marcus Spears, DE (Camp, AFCA, AP)

Ben Wilkerson, C (AFCA, Spt. News)
Corey Webster, DB (AFCA, Spt. News)
2005 Claude Wroten, DL (CFN)
Kyle Williams, DL (Rivals)
Skyler Green, PR (Rivals)
2006 Glenn Dorsey, DT (AP, AFCA)
LaRon Landry, DB (AP, AFCA)
2007 Glenn Dorsey, DT (AP, Camp, AFCA, FWAA)
Craig Steltz, S (AP, Camp, FWAA)
2008 Herman Johnson, OL (AP)
2010 Patrick Peterson, DB/KR/PR (Consensus)
Josh Jasper, PK (FWAA, Spt. News)
2011 Morris Claiborne, DB (Consensus)
Tyrann Mathieu, DB (Consensus)
Tyrann Mathieu, PR ((Rivals, SI.com, CBS)
Will Blackwell, OG (ESPN, Rivals)
Sam Montgomery, DE (FWAA, PFW)
Brad Wing, P (AP, CBS, SI.com)
2012 Eric Reid, DB (Consensus)
Kevin Minter, LB (SI)
2013 Odell Beckham, Jr., KR (CBS, FWAA)

OLE MISS

1936 Frank (Bruiser) Kinard, Tackle (NS, AAB)
1937 Frank (Bruiser) Kinard, Tackle (UP, INS, NEA, NY News, Par. News, Fox-Movietone)
1938 Parker Hall, HB (AP, UP, NY Sun, (Brooklyn Eagle, Williamson)
1947 Charlie Conerly,TB (UP, INS, NEA, FWAA-Look, All-Players, PIC, Houlgate, Williamson)
Barney Poole, End (UP, Coaches, AAB, PIC, QB, NY News, Par. News, Houlgate, Williamson)
1948 Barney Poole, End (AP, INS, All-Players, Houlgate, Williamson, Fraley, Bill Stern)
1952 Kline Gilbert, Tackle (AP, FWAA-Look, FB Digest)
Jimmy Lear, QB (Red Grange)
1953 Crawford Mims, Guard, (AP, UP, NEA, FWAA-Look, Colliers, NBC, FD, Spt. News, Williamson)
1954 Rex Boggan, Tackle (AP)
1956 Paige Cothren, FB (College Editors)
1957 Jackie Simpson, Guard (Coaches, FWAA-Look)
1959 Charles Flowers, FB (AP, UPI, NEA, CP, FWAA-Look, Coaches, NBC, Spt. News, NY News)
Marvin Terrell, Guard (FWAA-Look)
1960 Jake Gibbs, QB (AP, UPI, NEA, CP, FWAA-Look, Coaches, NY News, Spt. News, NBC)
1961 Billy Ray Adams, FB (FWAA-Look)
Jim Dunaway, Tackle (FB News)
Treva Bolin, Guard (Time)
Doug Elmore, QB (CP)
1962 Jim Dunaway, Tackle (NEA, UPI, NY News, Time, CBS, Spt. News, FB News)
Glynn Griffing, QB (FWAA-Look)
1963 Kenny Dill, Center (FWAA-Look, FB News)
1964 Allen Brown, End (AP, Time, Spt. News)
Stan Hindman, Guard (Time, NBC, Spt. News, FB News)
Billy Clay, DB (Spt. News)
1967 Jim Urbanek, Tackle (FB News)
1969 Archie Manning, QB (FB News)
Glenn Cannon, Safety (Coaches, Spt. News, Time)
1970 Archie Manning, QB (FB News)
1973 Harry Harrison, DB (NEA)
1979 Jim Miller, Punter (UPI, NEA, FWAA, Camp, Spt. News)
1984 Freddie Joe Nunn, DE (UPI, FB News)
1985 Bill Smith, P (FB News, FWAA, College & Pro Weekly)
1986 Bill Smith, P (FB News, Camp, College & Pro Weekly)
1988 Wesley Walls, TE (AP)
1992 Everett Lindsay, OT (AP, FWAA)
1998 Rufus French, TE (Walter Camp, Football News, AFCA, AP, The Sporting News)
2000 Ken Lucas, DB (Rivals)
2001 Terrence Metcalf, OT (Camp, Coaches, FB News)
2006 Patrick Willis, LB (AP, Camp, FWAA)
2008 Michael Oher, OL (Consensus)
Peria Jerry, DT (AP)
2013 Cody Prewitt, S (AP)
2014 Senquez Golson, DB (Consensus)

MISSISSIPPI STATE

1940 Erwin (Buddy) Elrod, End (NCAA Guide)
1951 Joe Fortunato, FB (Athletic Pub.)
1953 Jackie Parker, QB (FWAA-Look)
1954 Hal Easterwood, Center (FWAA-Look)
1955 Scott Suber, Guard (NEA)
Art Davis, HB (FWAA-Look)
1967 D.D. Lewis, LB (NEA, NY News)
1972 Frank Dowsing, DB (FB News)
1974 Jimmy Webb, DE (Coaches, Camp)
1976 Stan Black, Safety (NEA)
1980 Mardye McDole, WR (Spt. News)
1981 Johnnie Cooks, LB (AP, NEA, FWAA, Spt. News, FB News)
Glen Collins, DT (Spt. News)
1982 Wayne Harris, OG (Spt. News, Mizlou)
1994 Eric Moulds, RS (AP)
1999 Barrin Simpson, LB (Sporting News)
2000 Fred Smoot, DB (AP, Spt. News, FB News, Camp)
2011 Fletcher Cox, DT (PFW)
2012 Johnthan Banks, DB (WC, FWAA)
2014 Bernardrick McKinney, LB (FWAA, SI)

MISSOURI

2013 Michael Sam, DL (Consensus)
2014 Shane Ray (AFCA, Camp, CBS, FWAA, SI, Spt. News)

SOUTH CAROLINA

1954 Frank Mincevich, G (FWAA)
1969 Warren Muir, FB (Coaches)
1970 Dick Harris, DB (Coaches, FB News)
1972 John LeHeup, DT (Coaches)
1978 Rick Sanford, DB (Spt. News)
1979 George Rogers, RB (AP)
1980 George Rogers, RB (AP, UPI, Coaches, FB News, Spt. News, Camp, FWAA)
1982 Andrew Provence, DT (Spt. News)
1984 Del Wilkes, OG (AP, Camp, Coaches)
James Seawright, LB (AP, FWAA)
1986 Sterling Sharpe, WB (FWAA, Spt. News)
2000 Sheldon Brown, DB (Coaches)
2001 Kalimba Edwards, LB (Spt. News)
2005 Ko Simpson, DB (CBS, CFN, FWAA)
2009 Eric Norwood, LB (AP, Camp, SI)
2010 Alshon Jeffery, WR (AFCA, FWAA)
2011 Melvin Ingram, DL (Consensus)
2012 Jadeveon Clowney, DL (Consensus)
2013 Kelcy Quarles, DT (Spt. News)
2014 A.J. Cann, OG (CBS, Spt. News)

TENNESSEE

1929 Gene McEver, HB (UP, NEA)
1930 Bobby Dodd, QB (NEA, Rice)
1931 Herman Hickman, Guard (Rice)
1933 Beattie Feathers, HB (AP, UP, Rice)
1938 Bowden Wyatt, End (UP, INS, Rice)
Bob Suffridge, Guard (UP)
1939 George Cafego, HB (INS)
Bob Suffridge, Guard (UP, INS)
Ed Molinski, Guard (Rice)
Abe Shires, Tackle (INS)
1940 Bob Suffridge, Guard (AP, UP, INS, Rice)
Bob Foxx, HB (INS)
1944 Bob Dobelstein, Guard (NY Sun)
1946 Dick Huffman, Tackle (AP, Rice)
1950 Ted Daffer, Guard (Colliers)
Bud Sherrod, End (NEA)
1951 Hank Lauricella, HB (AP, UP, NEA, INS, CP, FWAA-Look, Colliers, AAB, NY News, All-Players, QB, Par. News, Fraley, Husing)
Ted Daffer, Guard (INS, NEA, NY News)
Bill Pearman, Tackle (AP, NEA, FWAA-Look, NY News)
1952 Doug Atkins, Tackle (INS, AAB, NY News)
John Michels, Guard (AP, UP, NEA, FWAA-Look, AAB, QB, NY News, All-Players)
1954 Darris McCord, Tackle (FWAA-Look)

1956 Johnny Majors, HB (AP, UP, INS, NEA, FWAA-Look, Colliers, Hearst, Spt. News, NY News, NBC, Leahy)
Kyle (Buddy) Cruze, End (FWAA-Look)
1957 Bill Johnson, Guard (NEA, FWAA-Look)
1963 Steve DeLong, Guard (FWAA-Look, FB News)
1964 Steve DeLong, Guard (AP, NEA, FWAA-Look, NY News, NBC, Time, Spt. News, FB News)
1965 Frank Emanuel, LB (AP, NEA, FWAA-Look, Time, Spt. News, FB News)
1966 Paul Naumoff, LB (AP, UPI, FWAA-Look, Coaches, FB News)
Austin Denney, End (NEA)
Ron Widby, Punter (Spt. News)
Bob Johnson, Center (FB News)
1967 Bob Johnson, Center (AP, UPI, NEA, FWAA-Look, Coaches, Time, Spt. News, NY News)
Al Dorsey, DBI (UPI, NY News, FB News)
Richmond Flowers, WB (FB News)
1968 Charley Rosenfelder, Guard (AP, UPI, NEA, CP, FWAA-Look, Coaches, NY News, Camp)
Steve Kiner, LB (AP, CP, FWAA-Look, FB News)
Jim Weatherford, DB (Coaches)
1969 Chip Kell, Guard (AP, UPI, CP, FWAA-Look, Coaches, FB News, NY News, Camp)
Steve Kiner, LB (AP, UPI, NEA, CP, FWAA-Look, Coaches, FB News, NY News, Spt. News, Camp, Time)
Jack Reynolds, LB (FB News)
1970 Chip Kell, Guard (AP, UPI, NEA, CP, FWAA-Look, Coaches, FB News)
Jackie Walker, LB (NEA, FB News)
1971 Bobby Majors, DB (AP, UPI, NEA, CP, FWAA, Time, Coaches, Camp, Spt. News, FB News)
Jackie Walker, LB (UPI, CP, FWAA, Camp, FB News)
1972 Jamie Rotella, LB (UPI, Coaches, FB News)
Conrad Graham, DB (UPI, FB News)
Ricky Townsend, PK (FWAA)
1973 Eddie Brown, DB (FB News)
Ricky Townsend, PK (FWAA)
1975 Larry Seivers, End (AP, FWAA, FB News)
1976 Larry Seivers, End (AP, UPI, NEA, Coaches, Camp, Spt. News, FB Today)
1979 Roland James, DB (UPI, NEA, Coaches, FWAA, Camp, Spt. News, FB News)
1982 Willie Gault, WR (NEA, FWAA)
1983 Reggie White, DT (Camp, Coaches, FB News, FWAA, AP, UPI, Spt. News)
Jimmy Colquitt, P (Camp)
1984 Bill Mayo, OG (UPI, FB News, Camp)
1985 Tim McGee, WR (AP, UPI, Coaches, College & Pro Weekly)
Chris White, S (Scripps-Howard)
1987 Harry Galbreath, OG (Spt. News)
1988 Keith Delong, LB (AP, UPI, Spt. News, Gannett News)
1989 Eric Still, OG (AP, UPI, Coaches, Camp, FWAA, Scripps-Howard, Spt. News)
1990 Antone Davis, OT (AP, Camp, Coaches, FB News, FWAA, Scripps Howard)
1991 Dale Carter, DB (AP, Camp, FB News, FWAA, Scripps Howard)
Carl Pickens, WR (Coaches, FB News, Scripps Howard)
1993 John Becksvoort, PK (FWAA, Scripps Howard
1994 Jeff Smith, OG (SH)
1997 Peyton Manning, QB (FB News, FWAA, Camp, Spt. News, AP, AFCA, FB Digest)
1998 Al Wilson, LB (FWAA, AFCA, AP)
1999 Cosey Coleman, OL (AP, Camp, FB News, FWAA, Coaches)
Deon Grant, DB (AFCA, Camp, Spt. News)
Raynoch Thompson, LB (AFCA)
2000 John Henderson, DT (AP, Coaches, FWAA, Spt. News, Rivals, FB News, CNNSI)
Alex Walls, PK (Rivals)
2001 John Henderson, DT (Camp, Spt. News, AP, Coaches, FWAA)
Travis Stephens, RB (AP, FWAA)
2003 Dustin Colquitt, P (AP, Camp, FWAA, Spt. News)
2004 Michael Munoz, OL (AFCA, AP)
Kevin Burnett, LB (AFCA)
Jesse Mahelona, DT (Spt. News)
2006 Robert Meachem, WR (FWAA)
Aaron Sears, OL (Camp, AFCA)
2007 Daniel Lincoln, PK (FWAA)
2008 Eric Berry, UT (Consensus)
2009 Eric Berry, UT (Consensus)

TEXAS A&M

2012 Luke Joeckel, OT (Consensus)
Johnny Manziel, QB (Consensus)
Damontre Moore, DL (AFCA)
2013 Mike Evans (AP, Camp, CBS, Coaches, FWAA, SI)
Drew Kaser, P (SI, Spt. News)
Jake Matthews, OL (Consensus)
2014 Cedric Ogbuehi, OL (Camp)

VANDERBILT

1911 Ray Morrison, QB (NY World)
1923 Lynn Bomar, End (Camp, Frank Menke)
1924 H.C. (Hek) Wakefield, End (NS, Lawrence Perry, Billy Evans)
1927 Bill Spears, QB (AP, NEA)
1928 Dick Abernathy, End (CP)
1929 John "Bull" Brown, Guard (Coaches)
1932 Pete Gracey, Center (UP)
1937 Carl Hinkle, Center (AP, Rice, Liberty)
1941 Bob Gude, Center, (Paramount News)
1950 Bucky Curtis, End (INS, FWAA-Look)
1958 George Deiderich, Guard (AP, FWAA-Look, Coaches)
1968 Chip Healy, LB (CP)
1969 Bob Asher, Tackle (NEA, CP)
1972 Ken Stone, DB (Gridiron)
1974 Barry Burton, TE (FB News)
1982 Jim Arnold, P (AP, UPI, FWAA, Coaches, FB News)
Allama Matthews, TE (FB News)
1983 Chuck Scott, TE (Spt. News)
1984 Ricky Anderson, P (AP, UPI, Coaches Football Writers, FB News, Camp)
1987 Chris Gaines, LB (Coaches)
1996 Bill Marinangel, P (Spt. News)
1997 Jamie Duncan, LB (FWAA, AFCA)
2008 D.J. Moore, DB (Spt. News)

2014 SEC ACADEMIC HONOR ROLL

ALABAMA	Major
Dakota Ball	Exercise Science
Cooper Bateman	Management
Jacob Coker	Master's Marketing
Paden Crowder	Mechanical Engineering
David D'Amico	Management
Will Davis	Exercise Science
Ty Flournoy-Smith	General Studies
Jalston Fowler	Master's Sport Management
Daniel Geddes	Master's Sport Management
Bo Grant	Management
Adam Griffith	Criminal Justice
Alex Harrelson	Management
Dominick Jackson	General Studies
Walker Jones	Finance
Kyle Kazakevicius	Post-Grad Studies
Ryan Kelly	Master's Marketing
Arie Kouandjio	Master's Economics
Jake Long	Communication Studies
Cole Mazza	Exercise Science
Austin Peavler	Exercise Science
Nick Perry	Master's Sport Management
Armani Purifoye	Electrical Engineering
Austin Shepherd	Master's Marketing
Geno Smith	Communication Studies
MK Taylor	Master's Sport Management
Brian Vogler	Master's Sport Management
Paul Waldrop	Biology

ARKANSAS	Major
Austin Allen	Supply Chain Management
Brandon Allen	Recreation & Sports Management
Thomas Baker	Finance
Tevin Beanum	FKinesiology
Alex Brignoni	Kinesiology
Daunte Carr	Biology
Luke Charpentier	Operations Management
Jared Collins	Kinesiology
Brey Cook	Communication
Alan D'Appollonio	Political Science
Matt Dodson	Business
Will Duncan	Business
Brooks Ellis	Kinesiology
Andrew Gorton	Recreation & Sport Management
Cody Hollister	Management
Chris Jones	Psychology
Mitchell Loewen	Management
Davyon McKinney	Recreation & Sport Management
Ke'Tyrus Marks	Communication
Adam McFain	Supply Chain Management
Matt Reynolds	Mechanical Engineering
Karl Roesler	Finance
Chris Saunders	Supply Chain Management
Daniel Skipper	Biological Engineering
Kohl Slaughter	Kinesiology
Jeremy Sprinkle	Recreation & Sport Management
Chris Stringer	History
Nicholas Thomas-Smith	Marketing
Scotty Thurman	Information Systems
Alex Voelzke	Industrial Engineering
Kody Walker	Recreation & Sport Management
Jamichael Winston	Recreation & Sport Management

AUBURN	Major
Niko Anthony	Industrial and Systems Engineering
Peyton Barber	Pre-Business
Gage Batten	Exercise Science
Alec Brown	Conservation/Biodiversity
Wirth Campbell	Business Administration
Daniel Carlson	Pre-Business
Michael Clifton	Mechanical Engineering
Shon Coleman	Adult Education-Graduate
Reese Dismukes	Public Administration
Ben Durand	Finance
Aaron Garrison	Pre-Mechanical Engineering
Corey Grant	Physical Education/Teacher Education
Jimmy Hutchinson	Pre-Business
Gray King	Pre-Business
Alex Kozan	Finance
Alex Kviklys	Marketing
Chris Laye	Pre-Business
Damian Lewis	Physical Activity and Health
Duncan McKinney	Entrepreneurship and Family Business
Patrick Miller	Public Administration
Jonathon Mincy	Adult Education-Graduate
Ladarius Owens	Adult Education-Graduate
Chad Slade	Adult Education-Graduate
Spencer Smith	Nutrition- Dietetics
Tyler Stovall	Pre-Business
Robenson Therezie	Public Administration
Tucker Tuberville	Finance
Jonathan Wallace	Physical Education/Teacher Education
Jeffrey Whitaker	Communication
Jermaine Whitehead	Political Science
Patrick Young	Biomedical Sciences, Pre-Med

FLORIDA	Major
Alex Anzalone	Sport Management
Clay Burton	Criminology
Kyle Christy	Civil Engineering
Bair Diamond	Chemistry
Jeff Driskel	Management
Drew Ferris	Management
Matthew Fuchs	Criminology
Max Garcia	Family, Youth, and Community Sciences
Case Harrison	Psychology
Michael Iorio	Management
Joey Ivie	Anthropology
Michael McNeely	Exercise Physiology
Skyler Mornhinweg	English
Antonio Morrison	Criminology
Keanu Neal	Sociology
Ryan Parrish	Biology
Latroy Pittman	Sociology
Brandon Powell	Social and Behavioral Sciences
Christian Provancha	Geology
Antonio Riles	Telecommunications- Media & Society
Evan Schroeder	Management
Jordan Sherit	Business Administration
Valdez Showers	Criminology
Steven Stipe	Management
Johnny Townsend	Anthropology
Francisco Velez	Political Science
Nick Washington	Telecommunications- Media & Society
Dakota Wilson	Psychology

GEORGIA	Major
Faton Bauta	Sport Management
Patrick Beless	Risk Management & Insurance
Michael Bennett	Sport Management
Reggie Carter	Management
Jared Chapple	Human Development & Family Science
Chris Conley	Journalism
Aaron Davis	Finance
Adam Erickson	Real Estate
Trent Frix	Risk Management
Devin Gillespie	Criminal Justice
Clay Johnson	Middle School Education
Kyle Karempelis	Finance
Thomas Long	Finance
Keith Marshall	Finance
Hutson Mason	Communication Studies
Taylor Maxey	Finance
Marshall Morgan	Finance
Javonte Nelson	Sport Management
Thomas Pritchard	Biological Science
Lucas Redd	Health & Physical Education
Michael Scullin	Mechanical Engineering
Billy Seward	Finance
Kenneth Towns	Management
Kosta Vavlas	Biological Science
Glenn Welch	Business

KENTUCKY	Major
Steven Borden	Integrated Strategic Communication
Tyler Brause	Exercise Science
Mike Douglas	Family Sciences
Tre Dunn	Communication
Bud Dupree	Community and Leadership Development
Landon Foster	Finance/Marketing/Accounting
Max Godby	Sport Leadership
John Gruenschlaeger	Accounting
Jojo Kemp	Undergraduate Studies
Austin MacGinnis	Finance
Kelly Mason	Finance/Marketing
Zach Myers	Communication
Reese Phillips	Communication
Maxwell Smith	Integrated Strategic Communication
Za'Darius Smith	Community and Leadership Development
Max Strong	Business Management/Finance
Jordan Swindle	Exercise Science/Biology
Fred Tiller	Community and Leadership Development
Ryan Timmons	Undergraduate Studies
Jon Toth	Mechanical Engineering
D.J. Warren	Community and Leadership Development
Zach West	Political Science
Zane Williams	Exercise Science
Jeff Witthuhn	Exercise Science

LSU	Major
Kwon Alexander	Sport Administration
Luke Boyd	Construction Management
Micah Dickens	Sport Administration
Trent Domingue	General Business
Jevonte Domond	Interdisciplinary Studies
Kenny Hilliard	Interdisciplinary Studies
Colin Jeter	Accounting
Jamie Keehn	Sport Administration
Brad Kragthorpe	General Business
Chris Laborde	Kinesiology
Christian Lacouture	Sport Administration
Tommy Lebeau	Mechanical Engineering
Grant Leger	Finance
John David Moore	Architecture
Connor Neighbors	Graduate School
Myles O'Brien	Sport Administration
Christian Pittman	Sociology
Bennett Schiro	Finance
Austin Suits	Construction Management
Corey Thompson	Sport Administration
Cody Townsend	General Business
Jordan Triche	Sport Administration

OLE MISS	Major
Quincy Adeboyejo	Undeclared
Justin Bell	Exercise Science
Fadol Brown	General Studies
Matt Brown	Chemical Engineering
Ryan Buchanan	Business Undeclared
Quintavius Burdette	Accountancy
Robert Conyers	Insurance and Risk Management
Luke Davis	Business Undeclared
Will Denny	General Studies
Mark Dodson	Criminal Justice
Dylan Dyer	General Studies
Andrew Fletcher	Political Science
Will Gleeson	Undeclared
Chase Hughes	Dietetics and Nutrition
Cale Luke	Business Undeclared
Nathan Noble	Managerial Finance
Tayler Polk	Undeclared
John Ratliff	Biology
Charlie Scott	Managerial Finance
Deterrian Shackelford	Higher Education
Walker Sturgeon	History
Grant Warren	Biology
John Youngblood	Marketing and Corporate Relations

MISSISSIPPI STATE	Major
Richie Brown	Industrial Technology
Taveze Calhoun	Interdisciplinary Studies
Cole Carter	Kinesiology
Shelby Christy	Criminology
Tolando Cleveland	Kinesiology
Kivon Coman	Kinesiology
Devon Desper	Accounting
Westin Graves	Civil Engineering
Nicholas Griffin	Kinesiology
Brandon Hill	Kinesiology
Brandon Holloway	Human Sciences
Gabriel Myles	Kinesiology
Dak Prescott	Interdisciplinary Studies
Damien Robinson	Human Sciences
Frederick Ross	Human Sciences
Justin Senior	Political Science
Evan Sobiesk	Microbiology
Jacob Thomas	Business Administration
Kareem Vance	Kinesiology
Damian Williams	Business Administration

MISSOURI	Major
Alec Abeln	Business Undeclared
Corbin Berkstresser	Business Administration
Brock Bondurant	Interdisciplinary Studies
Christian Brinser	Middle School Education
Cortland Browning	Health Science
Stephen Carberry	History
Taylor Chappell	Health Science
Clayton Echard	Health Science
Clarence Green	Agriculture Business
Charles Harris	Health Science
Matthew Hoch	Middle School Education
Tanner Hull	Nutritional Sciences
Tyler Hunt	General Studies
Jacob Hurrell	Business Administration
Luke Jackson	Parks, Recreation, & Tourism
Eric Laurent	Mechanical Engineering
Wesley Leftwich	Nutrition
Connor McGovern	Agriculture Economics
Nicolas Monaghan	Educational Studies
Mitchell Morse	Hospitality Management
Marcus Murphy	Parks, Recreation, & Tourism
Michael Scherer	Business
Anthony Sherrils	Engineering
Andrew Stevens	Psychology
Morgan Steward	Communications
Christian Williams	Mechanical Engineering

SOUTH CAROLINA	Major
Jerell Adams	Public Health
Landon Ard	Sport Management
KJ Brent	Hospitality Management
Damiere Byrd	Sport Management
A.J. Cann	African American Studies
Pharoh Cooper	Sport Management
Ryland Culbertson	Sport Management
Jordan Diaz	Exercise Science
Jordan Diggs	Interdisciplinary Studies
Gerald Dixon Jr	Interdisciplinary Studies
Elliott Fry	Psychology
Garrison Gist	Art Studio
Deon Green	Business
Kelsey Griffin	Sport Management
Ali Groves	Business
TJ Gurley	ITEC
Austin Hails	Biological Sciences
Coleman Harley	Public Health
Mason Harris	Hospitality Management
T.J. Holloman	Accounting
Tyler Hull	Economics
Rico McWilliams	Sociology
Kyle Morini	Mathematics
Brendan Nosovitch	Finance
Devin Potter	Exercise Science
Sidney Rhodes	Public Health
Corey Robinson	Hospitality Management
Jasper Sasser	Sport Management
Brandon Shell	Sociology
Will Sport	Business Management
Dylan Thompson	Sport Management
Cody Waldrop	Criminal Justice
Devin Washington	Business
Kane Whitehurst	Retail Management
Drew Williams	Anthropology

TENNESSEE	Major
Patrick Ashford	Political Science
Dakota Blanc	Management
Drae Bowles	English
Derrick Brodus	Communication Studies
George Bullock	Supply Chain Management
Michael Cantwell	Chemical Engineering
Jacob Carter	Human Resource Management
Mackenzie Crowder	Management
Matthew Darr	Human Resource Management
Joshua Dobbs	Aerospace Engineering
Brendan Downs	Supply Chain Management
Thomas Edwards	Business Exploratory
Danny Finch	Business Analytics
Jacob Gilliam	Political Science
Gregory Grieco	Kinesiology
Daniel Helm	Materials Science & Engineering
Andrew Henry	Mechanical Engineering
Jakob Johnson	Kinesiology
Kyler Kerbyson	Recreation/Sport Management
Nathan Peterman	Human Resource Management
David Priddy	Mechanical Engineering
Woody Quinn	Agricultural Leadership
Brian Randolph	Management
Charles Stocstill	Management
Deanthonie Summerhill	Sociology
Dylan Wiesman	Pre-Pharmacy
Jordan Williams	Sociology
Justin Worley	Recreation/Sport Management

TEXAS A&M	Major
Alex Freeman	Biomedical Sciences
Alex Sezer	Industrial Distribution
Avery Gennesy	Agricultural Leadership & Development
Benjamin Compton	University Studies (Education and Human Resources)
Blaine Townsend	Agricultural Leadership & Development
Boone Niederhofer	Petroleum Engineering
Brett Wade	Recreation, Park & Tourism Sciences
Caden Smith	Marketing
Cameron Smith	Supply Chain Management
Cedric Ogbuehi	Recreation, Park & Tourism Sciences
Chance Gray	Business
Clay Honeycutt	Health Education
Deshazor Everett	Agricultural Leadership & Development
Garrett Gramling	Recreation, Park & Tourism Sciences
Jay Arnold	Business
J.J. Gustafson	Construction Science
Jonathan Wiggins	Business
Jordan Mastrogiovanni	Business
Joshua Lambo	Agricultural Leadership & Development and Renewable Natural Resources
Kyle Allen	Communication
Laquvionte Gonzalez	Sport Management
Conner McQueen	Accounting
Ryan Lindblade	Agricultural Leadership & Development
Taylor Bertolet	Psychology
Taylor Martinez	Industrial Distribution

VANDERBILT	Major
Torey Agee	Psychology
Nigel Bowden	Undeclared
Hunter Bowman	Biological Sciences/History
Andrew Bridges	Mechanical Engineering
Ryan Brockway	Political Science
Oren Burks	Undeclared
Sean Dowling	Communication Studies
Andrew East	General Management
Blake Fromang	Human and Organizational Development
Josh Grady	Economics
Curtis Graves	Economics
Alex Grecco	Economics/History
Josh Gregory	Philosophy/Psychology
Joseph Hoffman	Civil Engineering
Will Holden	Human and Organizational Development
David Holtgrave	Undeclared
Taylor Hudson	Neuroscience
Alex Hysong	Medicine, Health, and Society
Andrew Jelks	Human and Organizational Development
Wilson Johnson	Undeclared
Chris Martin	Political Science
Tommy Openshaw	Engineering Science
Spencer Pulley	Human and Organizational Development
Patton Robinette	Medicine, Health, and Society
Steven Scheu	Medicine, Health, and Society
Jacob Schultz	Biological Sciences/Medicine, Health, and Society
Rapheal Webb	Undeclared
Trey Wilkins	Medicine, Health, and Society
Kyle Woestmann	Communication Studies

SEC NATIONAL ACADEMIC HONORS

CoSIDA Academic All-Americas

(First-Team Selections Only)

1954 Harold Easterwood, C, Miss. State
1955 George Walker, QB, Arkansas
1956 Charles Rader, T, Tennessee
1957 Jerry Ford, C, Arkansas
Gerald Nesbitt, FB, Arkansas
Jim Phillips, E, Auburn
Bill Johnson, G, Tennessee
1959 Wayne Harris, C, Arkansas
Jackie Burkett, C, Auburn
Mickey Mangham, E, LSU
Charles Flowers, FB, Ole Miss
Robert Khayat, G, Ole Miss
1960 Joe Paul Alberty, FB, Arkansas
Ed Dyas, B, Auburn
Fran Tarkenton, B, Georgia
Charles Strange, C, LSU
1961 Tommy Brooker, E, Alabama
Pat Trammell, B, Alabama
Lance Alworth, HB, Arkansas
Billy Joe Booth, T, LSU
Doug Elmore, QB, Ole Miss
1964 Gaylon McCollough, C, Alabama
Ken Hatfield, HB, Arkansas
1965 Dennis Homan, SE, Alabama
Steve Sloan, QB, Alabama
Jack Brasuell, HB, Arkansas
Jim Lindsey, WB, Arkansas
Randy Stewart, C, Arkansas
Bill Cody, LB, Auburn
Charles Casey, E, Florida
Bob Etter, PK, Georgia
Stan Hindman, G, Ole Miss
Mark Gentry, T, Tennessee
1966 Bob Etter, PK, Georgia
Lynn Hughes, DB, Georgia
Mac Haik, SE, Ole Miss
1967 Bob Childs, LB, Alabama
Steve Davis, PK, Alabama
Donnie Sutton, FL, Alabama
Bob Johnson, C, Tennessee
1968 Bob White, PK, Arkansas
Bill Stanfill, DE, Georgia
Steve Hindman, TB, Ole Miss
Jim Burns, DB, Vanderbilt
1969 Bill Burnett, TB, Arkansas
Terry Stewart, DB, Arkansas
Buddy McClinton, DB, Auburn
Carlos Alvarez, SE, Florida
Julian Fagan, P, Ole Miss
1970 Johnny Musso, TB, Alabama
Tim Priest, DB, Tennessee
1971 Johnny Musso, TB, Alabama
Carlos Alvarez, SE, Florida
Tom Nash, T, Georgia
Mixon Robinson, DE, Georgia
Jay Michaelson, PK, LSU
1972 Frank Dowsing, B, Miss. State
1973 Randy Hall, DT, Alabama
Tyler Lafauci, OG, LSU
Joe Winkler, DB, LSU
Jimmy Webb, DT, Miss. State
1974 Randy Hall, DT, Alabama
Bobby Davis, LB, Auburn
Tom Ranieri, G, Kentucky
Brad Davis, RB, LSU
Greg Markow, DE, Ole Miss
Doug Martin, WR, Vanderbilt
1975 Danny Ridgeway, PK, Alabama
Chuck Fletcher, T, Auburn
Damon Regen, LB, Vanderbilt
1976 Chris Vacarella, WB, Auburn
David Posey, PK, Florida
Will Coltharp, DE, Miss. State
1977 Wes Chandler, WR, Florida
Jeff Lewis, LB, Georgia
Robert Dugas, T, LSU
Robert Fabris, SE, Ole Miss
George Plasketes, DE, Ole Miss
Greg Martin, PK, Vanderbilt
1978 Mark Keen, C, Kentucky
Jim Kovach, LB, Kentucky
1979 Major Ogilvie, RB, Alabama
Brad Shoup, DB, Arkansas
1980 Cris Collinsworth, WR, Florida
Ken Toler, WR, Ole Miss
Tim Irwin, OT, Tennessee
1982 Terry Hoage, DB, Georgia
Mike Terry, DE, Tennessee
1983 Terry Hoage, DB, Georgia
Phil Roach, WR, Vanderbilt
1984 Gregg Carr, LB, Auburn
Juan Carlos Betanzos, PK, LSU
1985 Ken Pietrowiak, c, Kentucky
Danny Hoskins, OG, Ole Miss
Jeff Noblin, DB, Ole Miss
1986 Nacho Albergamo, C, LSU
Danny Hoskins, OG, Ole Miss
Jeff Noblin, DB, Ole Miss
1987 Danny Hoskins, OG, Ole Miss
Mark Fryer, OT, South Carolina
1988 Wesley Walls, TE, Ole Miss
Mark Fryer, OT, South Carolina
1989 Todd Sandroni, DB, Ole Miss
Bo Russell, DB, Miss. State
1991 Brad Culpepper, DT, Florida
Joe Reaves, LB, South Carolina
1992 Todd Peterson, PK, Georgia
1993 Michael Gilmore, DB, Florida
1994 Terry Dean, QB, Florida
Michael Blanchard, OL, LSU
Matt Hawkins, PK, Auburn
Michael Gilmore, DB, Florida
1995 Danny Wuerffel, QB, Florida
1996 Danny Wuerffel, QB, Florida
1997 Peyton Manning, QB, Tennessee
Matt Stinchcomb, OL, Georgia
Chad Kessler, P, LSU
1998 Matt Stinchcomb, OL, Georgia
Jeff Zurcher, DB, Kentucky
2000 Scott Westerfield, PK, Miss. State
2001 Jon Stinchcomb, OL, Georgia
2002 Jon Stinchcomb, OL, Georgia
Rodney Reed, OL, LSU
Hunter Hillenmeyer, LB, Vanderbilt
2003 Rodney Reed, OL, LSU
2004 Rudy Niswanger, OL, LSU
Rob Robertson, LB, Ole Miss
Cody Ridgeway, P, Ole Miss
2005 Rudy Niswanger, OL, LSU
Taylor Begley, PK, Kentucky
Hayden Lane, OL, Kentucky
2006 Hayden Lane, OL, Kentucky
2007 Tim Tebow, QB, Florida
Jacob Tamme, TE, Kentucky
2008 Tim Tebow, QB, Florida
Tim Masthay, P, Kentucky
2009 Tim Tebow, QB, Florida
Colin Peek, TE, Alabama
2010 Greg McElroy, QB, Alabama
Barrett Jones, OL, Alabama
Drew Butler, P, Georgia

2011 Barrett Jones, OT, Alabama
Drew Butler, P, Georgia
2012 Barrett Jones, C, Alabama
Dylan Breeding, P, Arkansas
2013 Aaron Murray, QB, Georgia

National Football Foundation Scholar-Athlete Awards

1959 Neyle Solee, F, Tennessee (Engineering)
1960 Ed Dyas, F, Auburn (Pre-Med)
1961 Wade Butcher, E, Vanderbilt (Electrical Engineering)
1965 John Cochran, LB, Auburn (Space Engineering)
1966 Bobby Etter, PK, Georgia (Mathematics)
Stanley Juk, DB, South Carolina (Chemistry)
1967 Tommy Lawhorne, LB, Georgia (Medicine)
Bob Johnson, C, Tennessee (Engineering)
1968 Billy Payne, E, Georgia (Political Science)
Steve Hindman, TB, Ole Miss (Medicine)
1969 Tim Callaway, MG, Georgia (Business)
Terry Stewart, S, Arkansas (Chemical Engineering)
1970 Tommy Lyons, C, Georgia (Psychology)
Don Denbo, G, Tennessee (Medicine)
1971 Tom Nash, T, Georgia (Mathematics)
Johnny Musso, HB, Alabama (Pre-Law)
1972 Frank Dowsing, DB, Miss. State (Pre-Med)
1973 Norris Weese, QB, Ole Miss (Accounting)
1974 William R. Cregar, FB, South Carolina (Biology)
Randy Hall, DT, Alabama (Pre-Med)
Doug Martin, WR, Vanderbilt (Physics/Economics)
1975 Dick Lawrence, OT, Ole Miss (Business)
1976 John R. Busby, S, Arkansas (Pre-Med)
Darrell Carpenter, DT, Florida (Business)
Mike Mauck, DB, Tennessee (Pre-Dental)
1977 Jeff Lewis, LB, Georgia (Pre-Law)
1978 William Bradford Shoup, DB, Arkansas (Pre-Med)
Robert Dugas, OT, LSU (Pre-Med)
Jim Kovach, LB, Kentucky (Medicine)
1979 Steadman Shealy, QB, Alabama (Physical Education)
Leon Shadowen, OG, Kentucky (Accounting/Pre-Law)
1982 Gordon Beckham, QB, South Carolina (English)
James Britt, CB, LSU (Accounting)
1983 Terry Hoage, DB, Georgia (Genetics)
1984 Gregg Carr, LB, Auburn (Engineering)
Gary Rolle, WR, Florida (Zoology)
1985 Kent Austin, QB, Ole Miss (Pre-Law)
1986 Jeff Noblin, S, Ole Miss (Pre-Med)
1987 Nacho Albergamo, C, LSU (Pre-Med)
Danny Hoskins, OG, Ole Miss (Engineering)
1988 Wesley Walls, TE, Ole Miss (Engineering)
1989 Andy McCarroll, LB, Vanderbilt (English)
Bo Russell, DB, Miss. State (General Business)
1990 Sol Graves, QB, LSU (Zoology/Pre-Med)
1991 #Brad Culpepper, DT, Florida (History)
1994 Michael Gilmore, DB, Florida (Zoology)
1996 #Danny Wuerfell, QB, Florida (Journalism/PR)
1997 #Peyton Manning, QB, Tennessee (Speech Communication)
Chad Kessler, P, LSU (Microbiology)
1998 #Matt Stinchcomb, OT, Georgia (General Business)
Jeff Zurcher, S, Kentucky (English/Advertising)
2002 Hunter Hillenmeyer, LB, Vanderbilt (Human/Organ. Development)
Bradie James, LB, LSU (Criminology)
Jon Stinchcomb, OT, Georgia (Microbiology)
2003 Dontarrious Thomas, LB, Auburn (Management)
Rodney Reed, OL, LSU (Accounting)
Eli Manning, QB, Ole Miss (Marketing)
2004 #Michael Munoz, OL, Tennessee (Public Administration)
David Greene, QB, Georgia (Business)
2005 #Rudy Niswanger, OL, LSU (Kinesiology)
DeMeco Ryans, LB, Alabama (Management)
2006 Chris Leak, QB, Florida
2007 Jacob Tamme, TE , Kentucky
2009 #Tim Tebow, QB, Florida
2010 Greg McElroy , QB, Alabama
Derek Sherrod, OL, Miss. State
2011 Drew Butler, P, Georgia
2012 #Barrett Jones, C, Alabama
2013 Aaron Murray, QB, Georgia

– Recipient of the William V. Campbell Trophy,recognizing the scholar-athlete who most fully represents the ideals of The National Football Foundation. The award was presented for the first time at the 1990 Annual Awards Dinner. Since 1990 the trophy has become the most prestigious and desirable academic award in college football. It recognizes the best of both the football world and academic arena and in some circles it has been deemed the "Academic Heisman".

Current SEC Network analyst and former Georgia football player Matt Stinchcomb accepting the 1998 William V. Campbell Award.

AFCA HONOREES

AFCA ACADEMIC ACHIEVEMENT AWARD WINNERS

The American Football Coaches Association Academic Achievement Award has been presented annually by the Touchdown Club of Memphis, Tenn., to the school with the highest graduation rate among members of its football team. The College Football Association presented the award from 1981-97.

Year	School	Honorable Mention (SEC Only)
1981	Duke	
1982	Notre Dame	
1983	Notre Dame	
1984	Notre Dame, Duke	
1985	Virginia	
1986	Virginia	
1987	Duke	Vanderbilt
1988	Notre Dame	Kentucky, Vanderbilt
1989	**Kentucky**	Tennessee, Vanderbilt
1990	Duke	Vanderbilt
1991	Notre Dame	Kentucky, Tennessee, Vanderbilt
1992	Boston College	Florida, Mississippi State, Vanderbilt, TCU
1993	Duke	Kentucky, Ole Miss, Mississippi State, Tennessee
1994	Duke	Kentucky, Mississippi State, Vanderbilt
1995	Boston College	Mississippi State, S. Carolina, Vanderbilt
1996	Boston College/Duke/**Vanderbilt**	
1997	Duke	
1998	Northwestern	Florida, Mississippi State, Tennessee, Vanderbilt
1999	Duke	Georgia, Ole Miss, Mississippi State, Tennessee, Vanderbilt
2000	Syracuse	Mississippi State, South Carolina
2001	**Vanderbilt**	LSU, Mississippi State, South Carolina
2002	Northwestern	Vanderbilt, Florida, Mississippi State
2003	Duke	Vanderbilt, South Carolina
2004	Boston College/Northwestern	Vanderbilt
2005	Duke, Northwestern	Ole Miss, Vanderbilt
2006	Southern Methodist	Auburn
2007	Northwestern, Notre Dame	Alabama, Florida, Mississippi State, Vanderbilt
2008	**Vanderbilt**	Alabama, Florida, Georgia
2009	Notre Dame/Miami	Alabama, Florida, Vanderbilt
2010	Northwestern/Rice	Arkansas, Auburn, Kentucky, LSU, Vanderbilt
2011	Miami/Boise St.	Florida, LSU, Vanderbilt
2012	Northwestern/Stanford	Alabama, Ole Miss, Vanderbilt, Georgia, Missouri, Texas A&M
2013	**Georgia**/Rice/Stanford/Tulane	Alabama, Florida, Missouri, South Carolina, Texas A&M
2014	Duke/Northwestern/Notre Dame/Stanford	Alabama, Arkansas, Florida, Kentucky, Mississippi State

SCHOLAR-ATHLETE TEAM

1991

Offense

OL . . . Cal Dixon, Florida
OL . . . Greg Lahr, Kentucky

Defense

DL . . . Brad Culpepper, Florida
DL . . . Scott Wharton, LSU
LB . . . Daniel Boyd, Mississippi State

1992

Offense

OL . . . Alec Millen, Georgia
PK . . . Doug Pelfrey, Kentucky

Defense

DL . . . Owen Kelly, Arkansas
LB . . . Daniel Boyd, Mississippi State
LB . . . Dean Wells, Kentucky

1993

Offense

OL . . . Chris Oliver, Arkansas
QB. . . Eric Zeier, Georgia

Defense

LB . . . Marty Moore, Kentucky
DB . . . Michael Gilmore, Florida

1994

Offense

OL . . . Michael Blanchard, LSU
PK . . . Matt Hawkins, Auburn
RB . . . Eric Lewis, Vanderbilt

Defense

DB . . . Michael Gilmore, Florida

1995

Offense

PK . . . Matt Hawkins, Auburn

Defense

DL . . . Shannon Brown, Alabama
DLB . . Scott Galyon, Tennessee
DL . . . Gabe Northern, LSU

1996

Offense

QB. . . Peyton Manning, Tennessee
QB. . . Danny Wuerffel, Florida

Defense

LB . . . Mike Schellenberger, Kentucky
DL . . . Kyle Wicker, Ole Miss
DB . . . Lawrence Wright, Florida

GOOD WORKS TEAM

1992

OL . . . Alec Millen, Georgia
PK . . . Doug Pelfry, Kentucky

1993

DL . . . Travis Jones, Georgia
DL . . . Kevin Carter, Florida

1994

WR. . . Leon Smith, Kentucky

1995

OL . . . Bubba Miller, Tennessee
DL . . . Gabe Northern, LSU
QB. . . Brian Smith, Georgia

1996

QB. . . Peyton Manning, Tennessee
QB. . . Danny Wuerffel, Florida
LB . . . Mike Schellenberger, Kentucky
DL . . . Kyle Wicker, Ole Miss
DB . . . Lawrence Wright, Florida

1997

LB . . . Shane Burnham, South Carolina
OT . . . Matt Stinchcomb, Georgia
LB . . . Walker Jones, Ole Miss
QB. . . Peyton Manning, Tennessee

1998

P . . . . Jimmy Carter, Kentucky
PK . . . Jeff Hall, Tennessee
OT . . . Matt Stinchcomb, Georgia

1999

LB . . . Corey Atkins, South Carolina
LB . . . Haven Fields, Auburn
PK . . . Seth Hanson, Kentucky
RB . . . Deuce McAllister, Ole Miss

2000

LB . . . Matt Layow, Kentucky
P . . . . David Leaverton, Tennessee
RB . . . Brett Millican, Georgia
QB. . . Romaro Miller, Ole Miss
QB. . . Kevin Sides, South Carolina

2001

QB. . . Rohan Davey, LSU
OT . . . Jon Stinchcomb, Georgia

2002

OL . . . Antonio Hall, Kentucky
QB. . . Eli Manning, Ole Miss

2003

LB . . . Kevin Burnett, Tennessee
QB. . . David Greene, Georgia
LB . . . Jamil Northcutt, Ole Miss
DL . . . Reggie Torbor, Auburn

2004

CB . . . Antoine Huffman, Kentucky
WR. . . Taqiy Muhammad, South Carolina

2005

CB . . . Antoine Huffman, Kentucky
QB. . . D.J. Shockley, Georgia
DB . . . Will Herring, Auburn
DE . . . Parys Haralson, Tennessee

2007

FB . . . Jason Cook, Ole Miss
SS . . . Kelin Johnson, Georgia

2008

P . . . . Tim Masthay, Kentucky

2009

QB. . . Tim Tebow, Florida
DL . . . Jeff Owens, Georgia

2011

TE . . . Aron White, Georgia
DL . . . Jacob Lewellen, Kentucky

2012

C . . . . Barrett Jones, Alabama
TE . . . Philip Lutzenkirchen, Auburn
QB. . . Aaron Murray, Georgia

2013

PK . . . Carey Spear, Vanderbilt

2014

WR. . . Chris Conley, Georgia
OL . . . Max Godby, Kentucky
LB . . . Deterrian Shackelford, Ole Miss
LS . . . Andrew East, Vanderbilt

SEC ANNUAL AWARD WINNERS

SEC PLAYER OF THE YEAR

1933 . . HB Beattie Feathers, Tennessee
1934 . . TB Dixie Howell, Alabama
1935 . . E Willie Geny, Vanderbilt
1936 . . C Walter Gilbert, Auburn
1937 . . C Carl Hinkle, Vanderbilt
1938 . . HB George Cafego, Tennessee
1939 . . E Ken Kavanaugh, LSU
1939 . . WB Bob Foxx, Tennessee
1940 . . E Erwin Elrod, Mississippi State
1941 . . FB Jack Jenkins, Vanderbilt
1942 . . TB Frank Sinkwich, Georgia
1943 . . No Selection Made
1944 . . HB Tom McWilliams, Mississippi State
1945 . . TB Harry Gilmer, Alabama
1946 . . HB Charley Trippi, Georgia
1947 . . TB Charlie Conerly, Ole Miss
1948 . . QB John Rauch, Georgia
1949 . . QB Travis Tidwell, Auburn
1950 . . QB Babe Parilli, Kentucky
1951 . . QB Bill Wade, Vanderbilt
1952 . . QB Jackie Parker, Mississippi State
1953 . . QB Jackie Parker, Mississippi State
1954 . . HB Art Davis, Mississippi State
1955 . . TB John Majors, Tennessee
1956 . . TB John Majors, Tennessee
1957 . . T Lou Michaels, Kentucky
1958 . . HB Billy Cannon, LSU
1959 . . HB Billy Cannon, LSU
1960 . . QB Jake Gibbs, Ole Miss
1961 . . QB Pat Trammell, Alabama
1962 . . HB Jerry Stovall, LSU
1963 . . QB Jimmy Sidle, Auburn
1964 . . FB Tucker Frederickson, Auburn
1965 . . QB Steve Sloan, Alabama
1966 . . QB Steve Spurrier, Florida
1967 . . E Bob Goodridge, Vanderbilt
1968 . . S Jake Scott, Georgia
1969 . . QB Archie Manning, Ole Miss
1970 . . QB Pat Sullivan, Auburn
1971 . . TB Johnny Musso, Alabama
1972 . . QB Terry Davis, Alabama
1973 . . TB Sonny Collins, Kentucky
1974 . . QB Rockey Felker, Mississippi State
1975 . . FB Jimmy DuBose, Florida
1976 . . QB Ray Goff, Georgia
1977 . . TB Charles Alexander, LSU
1978 . . TB Willie McClendon, Georgia
1979 . . RB Joe Cribbs, Auburn
1980 . . RB Herschel Walker, Georgia
1981 . . RB Herschel Walker, Georgia
1982 . . RB Herschel Walker, Georgia
1983 . . DT Reggie White, Tennessee
1984 . . QB Kerwin Bell, Florida
1985 . . RB Bo Jackson, Auburn
1986 . . LB Cornelius Bennett, Alabama
1987 . . WR Wendell Davis, LSU
1988 . . DT Tracy Rocker, Auburn
1989 . . RB Emmitt Smith, Florida
1990 . . QB Shane Matthews, Florida
1991 . . QB Shane Matthews, Florida
1992 . . RB Garrison Hearst, Georgia
1993 . . QB Heath Shuler, Tennessee
1994 . . QB Jay Barker, Alabama
1995 . . QB Danny Wuerffel, Florida
1996 . . QB Danny Wuerffel, Florida
1997 . . QB Peyton Manning, Tennessee
1998 . . QB Tim Couch, Kentucky
1999 . . RB Shaun Alexander, Alabama
2000 . . RB Rudi Johnson, Auburn
2001 . . QB Rex Grossman, Florida
2002 . . DE David Pollack, Georgia

SEC OFFENSIVE PLAYER OF THE YEAR

2003 . . QB Eli Manning, Ole Miss
2004 . . QB Jason Campbell, Auburn
2005 . . QB Jay Cutler, Vanderbilt
2006 . . RB Darren McFadden, Arkansas
2007 . . RB Darren McFadden, Arkansas
2008 . . QB Tim Tebow, Florida
2009 . . QB Tim Tebow, Florida
2010 . . QB Cam Newton, Auburn
2011 . . RB Trent Richardson, Alabama
2012 . . QB Johnny Manziel, Texas A&M
2013 . . RB Tre Mason, Auburn
2014 . . WR Amari Cooper, Alabama

SEC DEFENSIVE PLAYER OF THE YEAR

2003 . . DT Chad Lavalais, LSU
2004 . . DE David Pollack, Georgia
2005 . . LB DeMeco Ryans, Alabama
2006 . . LB Patrick Willis, Ole Miss
2007 . . DT Glenn Dorsey, LSU
2008 . . DB Eric Berry, Tennessee
2009 . . LB Rolando McClain, Alabama
2010 . . DB Patrick Peterson, LSU
2011 . . DB Morris Claiborne, LSU
2012 . . DL Jadeveon Clowney, South Carolina
2013 . . LB C.J. Mosley, Alabama
DE Michael Sam, Missouri
2014 . . DL Shane Ray, Missouri

SEC SPECIAL TEAMS PLAYER OF THE YEAR

2004 . . RB Carnell Williams, Auburn
2005 . . RS Skyler Green, LSU
2006 . . PK John Vaughn, Auburn
2007 . . RS Felix Jones, Arkansas
2008 . . RS Brandon James, Florida
2009 . . RS Javier Arenas, Alabama
2010 . . RS Patrick Peterson, LSU
2011 . . RS Joe Adams, Arkansas
2012 . . PK Caleb Sturgis, Florida
RS Ace Sanders, South Carolina
2013 . . KR Christion Jones, Alabama
2014 . . AP/RS Marcus Murphy, Missouri

SEC FRESHMAN OF THE YEAR

*From 1986-98, selected by Knoxville News-Sentinel.
From 1999-Present, selected by SEC coaches.

1986 . . QB Tommy Hodson, LSU
1987 . . RB Emmitt Smith, Florida
1988 . . No selection made
1989 . . No selection made
1990 . . RB Garrison Hearst, Georgia
LB James Willis, Auburn

1991 . . QB Eric Zeier, Georgia
1992 . . QB Steve Tanneyhill, South Carolina
ILB Randall Godfrey, Georgia
1993 . . QB Danny Wuerffel, Florida
1994 . . QB Peyton Manning, Tennessee
1995 . . RB Kevin Faulk, LSU
DL Anthony McFarland, LSU
DB Martavious Houston, Auburn
1996 . . RB Derick Logan, Kentucky
DB Mark Roman, LSU
1997 . . RB Jamal Lewis, Tennessee
1998 . . QB Quincy Carter, Georgia
1999 . . WR Ronney Daniels, Auburn
2000 . . WRJabar Gaffney, Florida
2001 . . QB David Greene, Georgia
2002 . . RB Kwane Doster, Vanderbilt
2003 . . QB Chris Leak, Florida
2004 . . LB Brandon Siler, Florida
2005 . . RB Darren McFadden, Arkansas
2006 . . WR Percy Harvin, Florida
2007 . . RB Knowshon Moreno, Georgia
2008 . . WR A.J. Green, Georgia
2009 . . RB Warren Norman, Vanderbilt
2010 . . RB Marcus Lattimore, South Carolina
2011 . . DL Jadeveon Clowney, South Carolina
2012 . . QB Johnny Manziel, Texas A&M
2013 . . WR Laquon Treadwell, Ole Miss
2014 . . RB Nick Chubb, Georgia

SEC SCHOLAR-ATHLETE OF THE YEAR

2003 . . Dontarrious Thomas, Auburn
2004 . . David Greene, Georgia
2005 . . Rudy Niswanger, LSU
2006 . . Hayden Lane, Kentucky
2007 . . Jacob Tamme, Kentucky
2008 . . Tim Tebow, Florida
2009 . . Tim Tebow, Florida
2010 . . Greg McElroy, Alabama
2011 . . Barrett Jones, Alabama
2012 . . Barrett Jones, Alabama
2013 . . Aaron Murray, Georgia
2014 . . Chris Conley, Georgia

JACOBS BLOCKING TROPHY

1935 . . Riley Smith, Alabama
1936 . . Billy May, LSU
1937 . . Leroy Monsky, Alabama
1938 . . Sam Bartholomew, Tennessee
1939 . . Sam Bartholomew, Tennessee
1940 . . Lloyd Cheatham, Auburn
1941 . . Jack Jenkins, Vanderbilt
1942 . . Jack Jenkins, Vanderbilt
1943 . . John Steber, Georgia Tech
1944 . . Billy Bevis, Tennessee
1945 . . Billy Bevis, Tennessee
1946 . . Hal Self, Alabama
1947 . . Buddy Bowen, Ole Miss
1948 . . Truitt Smith, Mississippi State
1949 . . Butch Avinger, Alabama
1950 . . Butch Avinger, Alabama
1951 . . Jimmy Hahn, Tennessee
1952 . . John Michels, Tennessee
1953 . . Crawford Mims, Ole Miss
1954 . . Charles Evans, Mississippi State
1955 . . Paige Cothren, Ole Miss
1956 . . Stockton Adkins, Tennessee
1957 . . Stockton Adkins, Tennessee
1958 . . J. W. Brodnax, LSU
1959 . . Jim Cartwright, Tennessee
1960 . . Jim Cartwright, Tennessee
1961 . . Billy Neighbors, Alabama
1962 . . Butch Wilson, Alabama
1963 . . Tucker Frederickson, Auburn
1964 . . Tucker Frederickson, Auburn
1965 . . Hal Wantland, Tennessee
1966 . . Cecil Dowdy, Alabama
1967 . . Bob Johnson, Tennessee
1968 . . Brad Johnson, Georgia
1969 . . Chip Kell, Tennessee
1970 . . Chip Kell, Tennessee
1971 . . Royce Smith, Georgia
1972 . . John Hannah, Alabama
1973 . . Buddy Brown, Alabama
1974 . . Sylvester Croom, Alabama
1975 . . Randy Johnson, Georgia
1976 . . Warren Bryant, Kentucky
1977 . . Bob Cryder, Alabama
1978 . . Robert Dugas, LSU
1979 . . Dwight Stephenson, Alabama
1980 . . Nat Hudson, Georgia
1981 . . Wayne Harris, Mississippi State
1982 . . Wayne Harris, Mississippi State
1983 . . Guy McIntyre, Georgia
1984 . . Lomas Brown, Florida
1985 . . Peter Anderson, Georgia
1986 . . Wes Neighbors, Alabama
1987 . . Harry Galbreath, Tennessee
1988 . . Howard Cross, Alabama
1989 . . Eric Still, Tennessee
1990 . . Antone Davis, Tennessee
1991 . . Cal Dixon, Florida
1992 . . Everett Lindsay, Ole Miss
1993 . . Tobie Sheils, Alabama
1994 . . Jason Odom, Florida
1995 . . Jason Odom, Florida
1996 . . Donnie Young, Florida
1997 . . Alan Faneca, LSU
1998 . . Matt Stinchcomb, Georgia
1999 . . Chris Samuels, Alabama
2000 . . Kenyatta Walker, Florida
2001 . . Kendall Simmons, Auburn
2002 . . Shawn Andrews, Arkansas
2003 . . Shawn Andrews, Arkansas
2004 . . Wesley Britt, Alabama
2005 . . Marcus McNeill, Auburn
2006 . . Arron Sears, Tennessee
2007 . . Andre Smith, Alabama
Jonathan Luigs, Arkansas
2008 . . Michael Oher, Ole Miss
2009 . . Ciron Black, LSU
2010 . . Lee Ziebma, Auburn
2011 . . Barrett Jones, Alabama
2012 . . Luke Joeckel, Texas A&M
2013 . . Jake Matthews, Texas A&M
2014 . . La'el Collins, LSU

COACHES' ALL-SEC

1984

OFFENSE

WR. . .Chuck Scott, Vandy
WR. . .Eric Martin, LSU
*TE. . .Jim Popp, Vandy
*TE. . .Corwyn Aldredge, MSU
OT . . .Lomas Brown, Fla.
OT . . .Lance Smith, LSU
OG . .Bill Mayo, Tenn.
OG . .Jeff Lott, Aub.
C . . . .Phil Bromley, Fla.
QB. . .Kurt Page, Vandy
RB . . .Dalton Hilliard, LSU
RB . . .Johnnie Jones,Tenn.
PK . . .Kevin Butler, Ga.

DEFENSE

DE . . .Freddie Joe Nunn, Miss.
DE . . .Alonzo Johnson, Fla.
DT . . .Jon Hand, Ala.
DT . . .Ben Thomas, Aub.
DG . .Tim Newton, Fla.
LB . . .Gregg Carr, Aub.
*LB. . .Cornelius Bennett, Ala.
*LB. . .Knox Culpepper, Ga.
DB . . .Jeff Sanchez, Ga.
DB . . .Paul Calhoun, Ky.
DB . . .Liffort Hobley, LSU
DB . . .Jeffery Dale, LSU
P . . . .Ricky Anderson, Vandy

1985

OFFENSE

WR. . .Tim McGee, Tenn.
WR. . .Al Bell, Ala.
TE . . .Jim Popp, Vandy
OL . . .Will Wolford, Vandy
OL . . .Jeff Zimmerman, Fla.
OL . . .Bruce Wilkerson, Tenn.
OL . . .Steve Wallace, Aub.
C . . . .Peter Anderson, Ga.
QB. . .Mike Shula, Ala.
RB . . .Bo Jackson, Aub.
RB . . .Dalton Hilliard, LSU
PK . . .Carlos Reveiz, Tenn.

DEFENSE

L . . . .Jon Hand, Ala.
L . . . .Gerald Williams, Aub.
L . . . .Roland Barbay, LSU
L . . . .Greg Waters, Ga.
G. . . .Harold Hallman, Aub.
LB . . .Michael Brooks, LSU
LB . . .Alonzo Johnson, Fla.
LB . . .Cornelius Bennett, Ala.
LB . . .Dale Jones, Tenn.
DB . . .Chris White, Tenn.
DB . . .Tom Powell, Aub.
DB . . .John Little, Ga.
DB . . .Norman Jefferson, LSU
DB . . .Freddie Robinson, Ala.
P . . . .Bill Smith, Miss.

1986

OFFENSE

WR. . .Wendell Davis, LSU
WR. . .Ricky Nattiel, Fla.
TE . . .Brian Kinchen, LSU
OL . . .Eric Andolsek, LSU
OL . . .Bruce Wilkerson, Tenn.
OL . . .Jeff Zimmerman, Fla.
OL . . .Wilbur Strozier, Ga.
*C . . .Wes Neighbors, Ala.
*C . . .Ben Tamburello, Aub.
*QB . .Don Smith, MSU
*QB . .Tommy Hodson, LSU
RB . . .Brent Fullwood, Aub.
RB . . .Bobby Humphrey, Ala.
PK . . .Van Tiffin, Ala.

DEFENSE

L . . . .Tracy Rocker, Aub.
L . . . .Henry Thomas, LSU
L . . . .Roland Barbay, LSU
LB . . .Jeff Herrod, Miss.
LB . . .Toby Caston, LSU
OLB . .Cornelius Bennett, Ala.
*OLB .Aundray Bruce, Aub.
*OLB .Dale Jones, Tenn.
DB . . .Stevon Moore, Miss.
DB . . .Freddie Robinson, Ala.
OB. . .Jarvis Williams, Fla.
*DB . .Adrian White, Fla.
*DB . .Jeff Noblin, Miss.
P . . . .Bill Smith, Miss.

1987

OFFENSE

WR. . .Wendell Davis, LSU
WR. . .Lawyer Tillman, Aub.
*TE. . .Howard Cross, Ala.
*TE. . .Walter Reeves, Aub.
OL . . .Kim Stephens, Ga.
OL . . .Stacy Searels, Aub.
OL . . .Harry Galbreath, Tenn.
OL . . .Eric Andolsek, LSU
C . . . .Nacho Albergamo, LSU
*QB . .Jeff Burger, Aub.
*QB . .Tommy Hodson, LSU
RB . . .Bobby Humphrey, Ala.
RB . . .Emmitt Smith, Fla.
PK . . .Win Lyle, Aub.

DEFENSE

T . . . .Tracy Rocker, Aub.
T . . . .Jerry Reese, Ky.
G. . . .Darrell Phillips, LSU
LB . . .Kurt Crain, Aub.
LB . . .John Brantley, Ga.
OLB . .Aundray Bruce, Aub.
OLB . .Derrick Thomas, Ala.
DB . . .Kevin Porter, Aub.
DB . . .Louis Oliver, Fla.
DB . . .Jarvis Williams, Fla.
DB . . .Chris Carrier, LSU
P . . . .Brian Shulman, Aub.

1988

OFFENSE

WR. . .Boo Mitchell, Vandy
WR. . .Tony Moss, LSU
TE . . .Wesley Walls, Miss.
OL . . .Ralph Norwood, LSU
OL . . .David Williams, Fla.
*OL . .Larry Rose, Ala.
*OL . .Eric Still, Tenn.
*OL . .Jim Thompson, Aub.
C . . . .Todd Wheeler, Ga.
QB. . .Tommy Hodson, LSU
RB . . .Tim Worley, Ga.
*RB . .Eddie Fuller, LSU
*RB . .Emmitt Smith, Fla.
PK . . .David Browndyke, LSU

DEFENSE

T . . . .Trace Armstrong, Fla.
T . . . .Tracy Rocker, Aub.
*MG. .Bill Goldberg, Ga.
*MG. .Darrell Phillips, LSU
*MG. .Jeff Roth, Fla.
LB . . .Keith DeLong, Tenn.
LB . . .Quentin Riggins, Aub.
OLB . .Eric Hill, LSU
OLB . .Derrick Thomas, Ala.
DB . . .Carlo Cheattom, Aub.
DB . . .Louis Oliver, Fla.
DB . . .Todd Sandroni, Miss.
DB . . .Ben Smith, Ga.
P . . . .Brian Shulman, Aub.

1989

OFFENSE

WR. . .Tony Moss, LSU
WR. . .Willie Green, Miss.
TE . . .Lamonde Russell, Ala.
OL . . .John Durden, Fla.
OL . . .Ed King, Aub.
OL . . .Eric Still, Tenn.
*OL . .Terrill Chatman, Ala.
*OL . .Antone Davis, Tenn.
*OL . .Mike Pfeifer, Ky.
C . . . .John Hudson, Aub.
QB. . .Gary Hollingsworth, Ala.
RB . . .Emmitt Smith, Fla.
RB . . .Chuck Webb, Tenn.
PK . . .Philip Doyle, Ala.
*Tied for the position

DEFENSE

DT . . .Oliver Barnett, Ky.
DT . . .Marion Hobby, Tenn.
MG . .Willie Wyatt, Ala.
ILB . . .Keith McCants, Ala.
ILB . . .Quentin Riggins, Aub.
OLB . .Huey Richardson, Fla.
*OLB .Tony Bennett, Miss.
*OLB .Craig Ogletree, Aub.
DB . . .Richard Fain, Fla.
DB . . .John Mangum, Ala.
DB . . .Ben Smith, Ga.
DB . . .Efrum Thomas, Ala.
P . . . .Kent Elmore, Tenn.

1990

OFFENSE

WR. . .Todd Kinchen, LSU
WR. . .Carl Pickens, Tenn.
TE . . .Kirk Kirkpatrick, Fla.
OL . . .Terrill Chatman, Ala.
OL . . .Antone Davis, Tenn.
OL . . .Ed King, Aub.
*OL . .Charles McRae, Tenn.
*OL . .Rob Selby, Aub.
*C . . .Blake Miller, LSU
*C . . .Roger Shultz, Ala.
QB. . .Shane Matthews, Fla.
RB . . .Randy Baldwin, Miss.
RB . . .Tony Thompson, Tenn.
PK . . .Phillip Doyle, Ala.

DEFENSE

DL . . .Kelvin Pritchett, Miss.
DL . . .David Rocker, Aub.
DL . . .George Thornton, Ala.
ILB . . .Randy Holleran, Ky.
ILB . . .John Sullins, Ala.
OLB . .Godfrey Myles, Fla.
OLB . .Huey Richardson, Fla.
DB . . .Dale Carter, Tenn.
DB . . .Richard Fain, Fla.
DB . . .Efrum Thomas, Ala.
DB . . .Will White, Fla.
P . . . .David Lawrence, Vandy

1991

OFFENSE

WR. . .Todd Kinchen, LSU
WR. . .Carl Pickens, Tenn.
TE . . .Victor Hall, Aub.
OL . . .Eddie Blake, Aub.
OL . . .Hesham Ismail, Fla.
OL . . .Tom Myslinski, Tenn.
*OL . .John James, MSU
*OL . .Kevin Mawae, LSU
C . . . .Cal Dixon, Fla.
QB. . .Shane Matthews, Fla.
RB . . .Corey Harris, Vandy
RB . . .Siran Stacy, Ala.
PK . . .Arden Czyzewski, Fla.

DEFENSE

DL . . .Brad Culpepper, Fla.
DL . . .Robert Stewart, Ala.
DL . . .Nate Williams, MSU
ILB . . .Tim Paulk, Fla.
ILB . . .Dwayne Simmons, Ga.
OLB . .Ephesians Bartley, Fla.
OLB . .Darryl Hardy, Tenn.
DB . . .Corey Barlow, Aub.
DB . . .Dale Carter, Tenn.
DB . . .Jeremy Lincoln, Tenn.
DB . . .Will White, Fla.
P . . . .Shayne Edge, Fla.
*Tied for the position

1992

OFFENSE – FIRST TEAM

WR. . .Andre Hastings, Ga.
WR. . .Willie Jackson, Fla.
TE . . .Kirk Botkin, Ark.
OL . . .Everett Lindsay, Miss.
OL . . .Ernest Dye, USC
OL . . .Mike Stowell, Tenn.
OL . . .John James, MSU
C . . . .Tobie Sheils, Ala.
QB. . .Shane Matthews, Fla.
RB . . .Garrison Hearst, Ga.
RB . . .James Bostic, Ala.
PK . . .Scott Etheridge, Aub.

OFFENSE – SECOND TEAM

WR. . .Eddie Small, Miss.
WR. . .Willie Harris, MSU
TE . . .Pat Akos, Vandy
OL . . .Chris Gray, Aub.
OL . . .Alec Millen, Ga.
OL . . .George Wilson, Ala.
OL . . .Kevin Mawae, LSU
C . . . .Lee Ford, MSU
QB. . .Eric Zeier, Ga.
RB . . .Derrick Lassic, Ala.
RB . . .Cory Philpot, Miss.
PK . . .Doug Pelfrey, Ky.
*Tied for the position

DEFENSE – FIRST TEAM

DL . . .Eric Curry, Ala.
DL . . .John Copeland, Ala.
DL . . .Todd Kelly, Tenn.
ILB . . .Derrick Oden, Ala.
ILB . . .James Willis, Aub.
*OLB .Mitch Davis, Ga.
*OLB .Lemanski Hall, Ala.
DB . . .Antonio Langham, Ala.
DB . . .George Teague, Ala.
DB . . .Will White, Fla.
DB . . .Johnny Dixon, Miss.
P . . . .Todd Jordan, MSU

DEFENSE – SECOND TEAM

DL . . .Chad Brown, Miss.
DL . . .Greg Jackson, Ga.
*DL . .Jerome Brown, MSU
*DL . .Gary Rogers, Vandy
ILB . . .Daniel Boyd, MSU
*ILB . .Dewayne Dotson, Miss.
*ILB . .Carlton, Miles, Fla.
OLB . .Marc Woodard, MSU
OLB . .Karekin Cunningham, Aub.
DB . . .Jeff Brothers, Vandy

DB . . .Frank Adams, USC
DB . . .Danny Boyd, Miss.
*DB . .Tony Watkins, USC
*DB . .Orlando Watters, Ark.
P . . . .Pete Raether, Ark.

1993

OFFENSE – FIRST TEAM

WR. . .David Palmer, Ala.
WR. . .Cory Fleming, Tenn.
TE . . .Shannon Mitchell, Ga.
OL . . .Wayne Gandy, Aub.
OL . . .Bernard Williams, Ga.
OL . . .Jeff Smith, Tenn.
OL . . .Reggie Green, Fla.
C . . . .Tobie Sheils, Ala.
QB. . .Heath Shuler, Tenn.
RB . . .Errict Rhett, Fla.
RB . . .James Bostic, Aub.
PK . . .Michael Proctor, Ala.

OFFENSE – SECOND TEAM

WR. . .Brice Hunter, Ga.
WR. . .Jack Jackson, Fla.
TE . . .Harold Bishop, LSU
OL . . .Jason Odom, Fla.
OL . . .Ryan Bell, Vandy
OL . . .Isaac Davis, Ark.
OL . . .Anthony Redmon, Aub.
C . . . .Kevin Mawae, LSU
QB. . .Eric Zeier, Ga.
RB . . .Charlie Garner, Tenn.
RB . . .Brandon Bennett, USC
PK . . .John Becksvoort, Tenn.

DEFENSE – FIRST TEAM

DL . . .Henry Ford, Ark.
DL . . .William Gaines, Fla.
DL . . .Jeremy Nunley, Ala.
OLB . .Dwayne Dotson, Ole Miss
OLB . .Ernest Dickson, USC*
OLB . .Lemanski Hall, Ala.*
ILB . . .Marty Moore, Ky.
ILB . . .Randall Godfrey, Ga.
DB . . .Antonio Langham, Ala.
DB . . .Marcus Jenkins, Ky.
DB . . .Orlando Watters, Ark.
DB . . .Johnny Dixon, Ole Miss
P . . . .Terry Daniel, Aub.

DEFENSE – SECOND TEAM

DL . . .Stacy Evans, USC
DL . . .Alan Young, Vandy
DL . . .James Wilson, Tenn.
OLB . .Mitch Davis, Ga.
OLB . .Cassius Ware, Ole Miss
ILB . . .Abdul Jackson, Ole Miss
ILB . . .Juan Long, MSU
DB . . .Alundis Brice, Ole Miss
DB . . .Chris Shelling, Aub.
DB . . .Calvin Jackson, Aub.
DB . . .Walt Harris, MSU*
DB . . .Jason Parker, Tenn.*
P . . . .Shayne Edge, Fla.

1994

OFFENSE – FIRST TEAM

WR. . .Jack Jackson, Fla.
WR. . .Frank Sanders, Aub.
TE . . .David LaFleur, LSU
OL . . .Jason Odom, Fla.
OL . . .Kevin Mays, Tenn.
OL . . .Jesse James, MSU
*OL . .Jon Stevenson, Ala.
*OL . .Willie Anderson, Aub.
C . . . .Shannon Roubique, Aub.
QB. . .Jay Barker, Ala.
RB . . .Sherman Williams, Ala.
RB . . .Stephen Davis, Aub.
PK . . .Michael Proctor, Ala.

OFFENSE – SECOND TEAM

WR. . .Eric Moulds, MSU
WR. . .Hason Graham, Ga.
*TE. . .Andy Fuller, Aub.
*TE. . .Kendell Watkins, MSU
OL . . .Jeff Smith, Tenn.
OL . . .Steve Roberts
OL . . .Jason Layman, Tenn.
OL . . .Jeff Miller, Miss.
C . . . .Brian Anderson, MSU
QB. . .Eric Zeier, Ga.
RB . . .James Stewart, Tenn.
RB . . .Kevin Bouie, MSU
PK . . .Judd Davis, Fla.

DEFENSE – FIRST TEAM

DL . . .Kevin Carter, Fla.
DL . . .Mike Pelton, Aub.
DL . . .Ellis Johnson, Fla.
ILB . . .Abdul Jackson, Miss.
ILB . . .Dwayne Curry, MSU
OLB . .Ben Hanks, Fla.
OLB . .Gabe Northern, LSU
DB . . .Larry Kennedy, Fla.
DB . . .Brian Robinson, Aub.
DB . . .Walt Harris, MSU
*DB . .Willie Gaston, Ala.
*DB . .Alundis Brice, Miss.
P . . . .Daniel, Aub.

DEFENSE – SECOND TEAM

DL . . .Shannon Brown, Ala.
DL . . .Ben Talley, Tenn.
DL . . .Dameian Jeffries, Ala.
ILB . . .Dexter Daniels, Fla.
ILB . . .Anthony Harris, Aub.
OLB . .Marcellus Mostella, Aub.
OLB . .Ralph Staten, Ala.
DB . . .Jason Parker, Tenn.
DB . . .Tommy Johnson, Ala.
DB . . .Sam Shade, Ala.
DB . . .Melvin Johnson, Ky.
P . . . .Shayne Edge, Fla.

1995

OFFENSE – FIRST TEAM

TE . . .Andy Fuller, Aub.
OL . . .Jason Odom, Fla.
OL . . .Reggie Green, Fla.
OL . . .Willie Anderson, Aub.
OL . . .Jason Layman, Tenn.
C . . . .Jeff Smith, Tenn.
WR. . .Chris Doering, Fla.
WR. . .Eric Moulds, MSU
Qb. . .Peyton Manning, Tenn.
RB . . .Moe Williams, Ky.
RB . . .Madre Hill, Ark.
PK . . .Jeff Hall, Tenn.

OFFENSE – SECOND TEAM

TE . . .Kris Mangum, Miss.
OL . . .Bubba Miller, Tenn.
OL . . .Donnie Young, Fla.
OL . . .Verl Mitchell, Ark.
OL . . .Troy Stark, Ga.
C . . . .Shannon Robique, Aub.
WR. . .Ike Hilliard, Fla.
WR. . .Eddie Kennison, LSU
WR. . .Sheddrick Wilson, LSU
QB. . .Danny Wuerffel, Fla.
RB . . .Jay Graham, Tenn.
RB . . .Stephen Davis, Aub.
PK . . .Michael Proctor, Ala.

DEFENSE – FIRST TEAM

DL . . .Shannon Brown, Ala.
DL . . .Mark Campbell, Fla.
DL . . .Steven Conley, Ark.
OLB . .Gabe Northern, LSU
OLB . .Ben Hanks, Fla.
ILB . . .Dexter Daniels, Fla.
ILB . . .Mark Smith, Ark.
DB . . .Anthone Lott, Fla.
DB . . .Lawrence Wright, Fla.
DB . . .Walt Harris, MSU
DB . . .DeRon Jenkins, Tenn.
P . . . .Chad Kessler, LSU

DEFENSE – SECOND TEAM

DL . . .Junior Soli, Ark.
DL . . .James Manley, Vandy
DL . . .Shane Burton, Tenn.
OLB . .Marcellus Mostella, Aub.
OLB . .Phillip Daniels, Ga.
ILB . . .John Walters, Ala.
ILB . . .Dwayne Curry, MSU
DB . . .Corey Johnson, Ga.
DB . . .Ben Washington, USC
DB . . .Tracy Cantlope, Ark.
DB . . .Reggie Rusk, Vandy
P . . . .Bill Marinangel, Vandy

1996

OFFENSE – FIRST-TEAM

TE . . .David LaFleur, LSU
OL . . .Donnie Young, Florida
OL . . .Adam Meadows, Georgia
OL . . .Brent Smith, Miss. State
OL . . .Alan Faneca, LSU
C . . . .Jeff Mitchell, Florida
WR. . .Joey Kent, Tennessee
WR. . .Ike Hilliard, Florida
WR. . .Reidel Anthony, Florida
QB. . .Danny Wuerffel, Florida
RB . . .Duce Staley, South Carolina
RB . . .Kevin Faulk, LSU
PK . . .Jeff Hall, Tennessee
PK . . .Jaret Holmes, Auburn

DEFENSE – FIRST-TEAM

DL . . .Leonard Little, Tennessee
DL . . .Michael Myers, Alabama
DL . . .Ed Chester, Florida
OLB . .Dwayne Rudd, Alabama
OLB . .Ralph Staten, Alabama
ILB . . .Jamie Duncan, Vanderbilt
ILB . . .James Bates, Florida
ILB . . .Takeo Spikes, Auburn
DB . . .Kevin Jackson, Alabama
DB . . .Lawrence Wright, Florida
DB . . .Fred Weary, Florida
DB . . .Anthone Lott, Florida
DB . . .Terry Fair, Tennessee
P . . . .Bill Marinangel, Vanderbilt

OFFENSE – SECOND-TEAM

TE . . .Kris Mangum, Ole Miss
OL . . .Randy Wheeler, South Carolina
OL . . .Victor Riley, Auburn
OL . . .Ben Bordelon, LSU
OL . . .Matt Stinchcomb, Georgia
OL . . .Russ Brown, Arkansas
C . . . .John Causey, Alabama
WR. . .Hines Ward, Georgia
WR. . .Tyrone Goodson, Auburn
QB. . .Peyton Manning, Tennessee
RB . . .Dennis Riddle, Alabama
RB . . .Jay Graham, Tennessee
PK . . .Tim Montz, Ole Miss

DEFENSE – SECOND-TEAM

DL . . .Chris Hood, Alabama
DL . . .Anthony McFarland, LSU
DL . . .Melvin Bradley, Arkansas
DL . . .Jimmy Brumbaugh, Auburn å
OLB . .Darren Hambrick, South Carolina
OLB . .Brandon Tolbert, Georgia
OLB . .C.J. McLain, Arkansas
ILB . . .Paul Lacoste, Miss. State
ILB . . .Greg Bright, Georgia
DB . . .Martavius Houston, Auburn
DB . . .Deshea Townsend, Alabama
DB . . .Fernando Bryant, Alabama
DB . . .Corey Johnson, Georgia
P . . . .Andy Russ, Miss. State

1997

OFFENSE – FIRST-TEAM

TE . . .Rufus French, Ole Miss
OL . . .Alan Faneca, LSU
OL . . .Robert Hicks, Miss. State
OL . . .Victor Riley, Auburn
OL . . .Matt Stinchcomb, Georgia
C . . . .Todd McClure, LSU
WR. . .Jacquez Green, Florida
WR. . .Hines Ward, Georgia
QB. . .Peyton Manning, Tennessee
RB . . .Fred Taylor, Florida
RB . . .Kevin Faulk, LSU
PK . . .Jaret Holmes, Auburn

DEFENSE – FIRST-TEAM

DL . . .Chuck Wiley, LSU
DL . . .Mike Moten, Florida
DL . . .Greg Favors, Miss. State
OLB . .Jevon Kearse, Florida
OLB . .Al Wilson, Tennessee
ILB . . .Jamie Duncan, Vanderbilt
ILB . . .Takeo Spikes, Auburn
DB . . .Fred Weary, Florida
DB . . .Champ Bailey, Georgia
DB . . .Cedric Donaldson, LSU
DB . . .Corey Chavous, Vanderbilt
DB . . .Terry Fair, Tennessee
P . . . .Chad Kessler, LSU

OFFENSE – SECOND-TEAM

TE . . .Rod Rutledge, Alabama
OL . . .Brandon Burlsworth, Arkansas
OL . . .Devon Coburn, Ole Miss
OL . . .Jeno James, Auburn
OL . . .Chris Samuels, Alabama
OL . . .John Schlarman, Kentucky
C . . . .Trey Teague, Tennessee
WR. . .Marcus Nash, Tennessee
WR. . .Craig Yeast, Kentucky
QB. . .Dameyune Craig, Auburn
RB . . .Robert Edwards, Georgia
RB . . .Jamal Lewis, Tennessee
RB . . .John Avery, Ole Miss
PK . . .Brian Hazelwood, Miss. State

DEFENSE – SECOND-TEAM

DL . . .Jonathan Brown, Tennessee
DL . . .Melvin Bradley, Arkansas
DL . . .Jimmy Brumbaugh, Auburn å
OLB . .Carlton Hall, Vanderbilt
OLB . .Broc Kreitz, Ole Miss
ILB . . .Leonard Little, Tennessee
ILB . . .Greg Bright, Georgia
DB . . .Teako Brown, Florida
DB . . .Deshea Townsend, Alabama
DB . . .Brad Ware, Auburn
DB . . .Tremayne Martin, Kentucky
DB . . .Fernando Bryant, Alabama
P . . . .Jeff Walker, Miss. State

1998

OFFENSE – FIRST-TEAM

TE . . .Rufus French, Ole Miss
OL . . .Matt Stinchcomb, Georgia
OL . . .Brandon Burlsworth, Arkansas
OL . . .Zach Piller, Florida
OL . . .Chris Terry, Georgia
C . . . .Todd McClure, LSU
WR. . .Craig Yeast, Kentucky
WR. . .Travis McGriff, Florida
QB. . .Tim Couch, Kentucky
RB . . .James Johnson, Miss. State
RB . . .Kevin Faulk, LSU
PK . . .Jeff Hall, Tennessee

OFFENSE – SECOND-TEAM

TE . . .Larry Brown, Georgia
OL . . .Randy Thomas, Miss. State
OL . . .Chris Samuels, Alabama
OL . . .Chad Clifton, Tennessee
OL . . .Kris Comstock, Kentucky
OL . . .Cosey Coleman, Tennessee
C . . . .Eric Allen, Miss. State
C . . . .Jamar Nesbit, South Carolina
WR. . .Peerless Price, Tennessee
WR. . .Anthony Lucas, Arkansas
QB. . .Quincy Carter, Georgia
RB . . .Shaun Alexander, Alabama
RB . . .Deuce McAllister, Ole Miss
PK . . .Todd Latourette, Arkansas

DEFENSE – FIRST-TEAM

DL . . .Anthony McFarland, LSU
DL . . .Reggie McGrew, Florida
DL . . .Leonardo Carson, Auburn
DL . . .Melvin Bradley, Arkansas
OLB . .Jevon Kearse, Florida
OLB . .Raynoch Thompson, Tenn.
ILB . . .Al Wilson, Tennessee
ILB . . .Johnny Rutledge, Florida
DB . . .Zac Painter, Arkansas
DB . . .Champ Bailey, Georgia
DB . . .Teako Brown, Florida
DB . . .Tony George, Florida
DB . . .Fernando Bryant, Alabama
P . . . .Daniel Pope, Alabama

DEFENSE – SECOND-TEAM

DL . . .Ed Chester, Florida
DL . . .Darwin Walker, Tennessee
DL . . .Edward Smith, Miss. State
OLB . .Orantes Grant, Georgia
OLB . .Mike Peterson, Florida
ILB . . .Barrin Simpson, Miss. State
ILB . . .Jamie Winborn, Vanderbilt
DB . . .Kirby Smart, Georgia
DB . . .Mark Roman, LSU
DB . . .Dwayne Goodrich, Tennessee
DB . . .Rob Pate, Auburn
DB . . .Gary Thigpen, Ole Miss
P . . . .Jeff Walker, Miss. State

1999

OFFENSE – FIRST-TEAM

TE . . .James Whalen, Kentucky
OL . . .Chris Samuels, Alabama
OL . . .Cooper Carlisle, Florida
OL . . .Todd Wade, Ole Miss
OL . . .Cosey Coleman, Tennessee
C . . . .Paul Hogan, Alabama
WR. . .Freddie Milons, Alabama
WR. . .Darrell Jackson, Florida
QB. . .Tee Martin, Tennessee
RB . . .Shaun Alexander, Alabama
RB . . .Deuce McAllister, Ole Miss
PK . . .Jeff Chandler, Florida

DEFENSE – FIRST-TEAM

DL . . .Alex Brown, Florida
DL . . .Shaun Ellis, Tennessee
DL . . .Darwin Walker, Tennessee
OLB . .Jeff Snedegar, Kentucky
OLB . .Raynoch Thompson, Tenn.
ILB . . .Barrin Simpson, Miss. State
ILB . . .Jamie Winborn, Vanderbilt
DB . . .Kenoy Kennedy, Arkansas
DB . . .Ashley Cooper, Miss. State
DB . . .Deon Grant, Tennessee
DB . . .Dwayne Goodrich, Tennessee
P . . . .Andy Smith, Kentucky

OFFENSE – SECOND-TEAM

TE . . .Joe Dean Davenport, Arkansas
TE . . .Elliott Carson, Vanderbilt
OL . . .Jeno James, Auburn
OL . . .Kenyatta Walker, Florida
OL . . .Chad Clifton, Tennessee
OL . . .Bobby Williams, Arkansas
OL . . .Cheston Blackshear, Florida
OL . . .Tutan Reyes, Ole Miss
C . . . .Miles Luckie, Georgia
WR. . .Anthony Lucas, Arkansas
WR. . .Ronney Daniels, Auburn
QB. . .Clint Stoerner, Arkansas
RB . . .Joe Gunn, Ole Miss
RB . . .Jamal Lewis, Tennessee
PK . . .Scott Westerfield, Miss. State

DEFENSE – SECOND-TEAM

DL . . .Gerard Warren, Florida
DL . . .Richard Seymour, Georgia
DL . . .Cornelius Griffin, Alabama
DL . . .John Hilliard, Miss. State
OLB . .John Abraham, South Carolina
OLB . .Eddie Strong, Ole Miss
ILB . . .Kendrell Bell, Georgia
ILB . . .Orantes Grant, Georgia
DB . . .Robert Bean, Miss. State
DB . . .Fred Smoot, Miss. State
DB . . .Ainsley Battles, Vanderbilt
DB . . .David Barrett, Arkansas
DB . . .Anthony Wajda, Kentucky
P . . . .Jeff Walker, Miss. State

2000

OFFENSE – FIRST-TEAM

TE . . .Derek Smith, Kentucky
TE . . .Robet Royal, LSU
OL . . .Kenyatta Walker, Florida
OL . . .Terrence Metcalf, Ole Miss
OL . . .Mike Pearson, Florida
OL . . .Kendall Simmons, Auburn
OL . . .Jonas Jennings, Georgia
OL . . .Pork Chop Womack, Miss. State
C . . . .Paul Hogan, Alabama
WR. . .Jabar Gaffney, Florida
WR. . .Josh Reed, LSU
QB. . .Josh Booty, LSU
RB . . .Rudi Johnson, Auburn
RB . . .Travis Henry, Tennessee
PK . . .Alex Walls, Tennessee

OFFENSE – SECOND-TEAM

TE . . .Elliott Carson, Vanderbilt
OL . . .Brandon Winey, LSU
OL . . .Melvin Paige, South Carolina
OL . . .Jon Stinchcomb, Georgia
OL . . .Omar Smith, Kentucky
OL . . .Brian Gruber, Vanderbilt
C . . . .Michael Fair, Miss. State
WR. . .Cedrick Wilson, Tennessee
WR. . .Ronney Daniels, Auburn
WR. . .Jermale Kelly, South Carolina
WR. . .Dan Stricker, Vanderbilt
QB. . .Romaro Miller, Ole Miss
RB . . .Deuce McAllister, Ole Miss
RB . . .Dicenzo Miller, Miss. State
PK . . .Jeff Chandler, Florida

DEFENSE – FIRST-TEAM

DL . . .Alex Brown, Florida
DL . . .John Henderson, Tennessee
DL . . .Richard Seymour, Georgia
OLB . .Kalimba Edwards, South Carolina
OLB . .Eric Westmoreland, Tennessee
ILB . . .Quinton Caver, Arkansas
ILB . . .Jamie Winborn, Vanderbilt
DB . . .Lito Sheppard, Florida
DB . . .Fred Smoot, Miss. State
DB . . .Tim Wansley, Georgia
DB . . .Rodney Crayton, Auburn
DB . . .Ken Lucas, Ole Miss
P . . . .Damon Duval, Auburn

DEFENSE – SECOND-TEAM

DL . . .Gerard Warren, Florida
DL . . .Marcus Stroud, Georgia
DL . . .Derrick Burgess, Ole Miss
OLB . .Bradie James, LSU
OLB . .Saleem Rasheed, Alabama
ILB . . .Kendrell Bell, Georgia
ILB . . .Treverence Faulk, LSU
DB . . .Ryan Clark, LSU
DB . . .Pig Prather, Miss. State
DB . . .Andre Lott, Tennessee
DB . . .Fred Booker, LSU
DB . . .Sheldon Brown, South Carolina
P . . . .Richie Butler, Arkansas

2001

OFFENSE – FIRST-TEAM

TE . . .Randy McMichael, Georgia
OL . . .Terrence Metcalf, Ole Miss
OL . . .Fred Weary, Tennessee
OL . . .Mike Pearson, Florida
OL . . .Kendall Simmons, Auburn
C . . . .Zac Zedalis, Florida
WR. . .Jabar Gaffney, Florida
WR. . .Josh Reed, LSU
QB. . .Rex Grossman, Florida
RB . . .Travis Stephens, Tennessee
RB . . .LaBrandon Toefield, LSU
PK . . .Damon Duval, Auburn

DEFENSE – FIRST-TEAM

DL . . .Alex Brown, Florida
DL . . .John Henderson, Tennessee
DL . . .Will Overstreet, Tennessee
OLB . .Kalimba Edwards, South Carolina
OLB . .Bradie James, LSU
ILB . . .Trev Faulk, LSU
ILB . . .Saleem Rasheed, Alabama
DB . . .Lito Sheppard, Florida
DB . . .Syniker Taylor, Ole Miss
DB . . .Tim Wansley, Georgia
DB . . .Andre Lott, Tennessee
DB . . .Sheldon Brown, South Carolina
P . . . .Damon Duval, Auburn

OFFENSE – SECOND-TEAM

TE . . .Terry Jones, Jr., Alabama
OL . . .Jon Stinchcomb, Georgia
OL . . .Melvin Paige, South Carolina
OL . . .Jason Baggett, Kentucky
OL . . .Shane Hall, South Carolina
OL . . .Pat Green, Vanderbilt
C . . . .Ben Claxton, Ole Miss
C . . . .Curt McGill, Georgia
WR. . .Reche Caldwell, Florida
WR. . .Donte' Stallworth, Tennessee
WR. . .Kelley Washington, Tennessee
WR. . .Dan Stricker, Vanderbilt
QB. . .Rohan Davey, LSU
RB . . .Lew Thomas, Vanderbilt
RB . . .Joe Gunn, Ole Miss
RB . . .Fred Talley, Arkansas
PK . . .Jeff Chandler, Florida

DEFENSE – SECOND-TEAM

DL . . .Charles Grant, Georgia
DL . . .Kenny King, Alabama
DL . . .Kindal Moorehead, Alabama
DL . . .Jarvis Green, LSU
OLB . .Boss Bailey, Georgia
OLB . .Eddie Strong, Ole Miss
ILB . . .Andra Davis, Florida
ILB . . .Dontarrious Thomas, Auburn
DB . . .Todd Johnson, Florida
DB . . .Pig Prather, Miss. State
DB . . .Andre Goodman, South Carolina
DB . . .Damien James, LSU
P . . . .Glenn Pakulak, Kentucky

2002

OFFENSE – FIRST-TEAM

TE . . .Jason Witten, Tennessee
OL . . .Shawn Andrews, Arkansas
OL . . .Jon Stinchcomb, Georgia
OL . . .Antonio Hall, Kentucky
OL . . .Stephen Peterman, LSU
OL . . .Marico Portis, Alabama
OL . . .Wesley Britt, Alabama
C . . . .Ben Nowland, Auburn
WR. . .Taylor Jacobs, Florida
WR. . .Terrence Edwards, Georgia
QB. . .David Greene, Georgia
RB . . .Artose Pinner, Kentucky
RB . . .Fred Talley, Arkansas

DEFENSE – FIRST-TEAM

DL . . .David Pollack, Georgia
DL . . .Kindal Moorehead, Alabama
DL . . .Kenny King, Alabama
OLB . .Boss Bailey, Georgia
OLB . .Karlos Dansby, Auburn
ILB . . .Bradie James, LSU
ILB . . .Eddie Strong, Ole Miss
ILB . . .Hunter Hillenmeyer, Vanderbilt
DB . . .Ken Hamlin, Arkansas
DB . . .Corey Webster, LSU
DB . . .Travaris Robinson, Auburn
DB . . .Matt Grier, Ole Miss
DB . . .Julian Battle, Tennessee
DB . . .Rashad Baker, Tennessee

SPECIALISTS – FIRST-TEAM

P . . . .Glenn Pakulak, Kentucky
PK . . .Billy Bennett, Georgia
RS . . .Derek Abney, Kentucky

OFFENSE – SECOND-TEAM

TE . . .Aaron Walker, Florida
OL . . .Kevin Breedlove, Georgia
OL . . .Shannon Snell, Florida
OL . . .Justin Smiley, Alabama
OL . . .Will Ofenheusle, Tennessee
C . . . .Ben Claxton, Ole Miss
WR. . .Michael Clayton, LSU
WR. . .Dan Stricker, Vanderbilt
QB. . .Rex Grossman, Florida
QB. . .Jared Lorenzen, Kentucky
RB . . .Musa Smith, Georgia
RB . . .Domanick Davis, LSU
RB . . .Ronnie Brown, Auburn

DEFENSE – SECOND-TEAM

DL . . .Jarret Johnson, Alabama
DL . . .Johnathan Sullivan, Georgia
DL . . .Langston Moore, South Carolina
DL . . .Dewayne Robertson, Kentucky
OLB . .Tony Bua, Arkansas
OLB . .Eddie Moore, Tennessee
ILB . . .Mark Brown, Auburn
ILB . . .Tony Gilbert, Georgia
ILB . . .Mario Haggan, Miss. State
DB . . .Todd Johnson, Florida
DB . . .Kewian Ratliff, Florida
DB . . .Kentrell Curry, Georgia
DB . . .Ahmad Carroll, Arkansas
DB . . .Gerald Dixon, Alabama
DB . . .Guss Scott, Florida

SPECIALISTS – SECOND-TEAM

P . . . .Donnie Jones, LSU
PK . . .John Corbello, LSU
RS . . .Domanick Davis, LSU

2003

OFFENSE – FIRST-TEAM

TE . . .Ben Troupe, Florida
OL . . .Shawn Andrews, Arkansas
OL . . .Max Starks, Florida
OL . . .Antonio Hall, Kentucky
OL . . .Wesley Britt, Alabama
C . . . .Scott Wells, Tennessee
WR. . .Michael Clayton, LSU
WR. . .Chris Collins, Ole Miss
QB. . .Eli Manning, Ole Miss
RB . . .Carnell Williams, Auburn
RB . . .Cedric Cobbs, Arkansas

DEFENSE – FIRST-TEAM

DL . . .David Pollack, Georgia
DL . . .Chad Lavalais, LSU
DL . . .Antwan Odom, Alabama
OLB . .Karlos Dansby, Auburn
OLB . .Derrick Pope, Alabama
ILB . . .Dontarrious Thomas, Auburn
ILB . . .Odell Thurman, Georgia
DB . . .Keiwan Ratliff, Florida
DB . . .Corey Webster, LSU
DB . . .Ahmad Carroll, Arkansas
DB . . .Tony Bua, Arkansas
DB . . .Sean Jones, Georgia

SPECIALISTS – FIRST-TEAM

P . . . .Dustin Colquitt, Tennessee
PK . . .Jonathan Nichols, Ole Miss
RS . . .Derek Abney, Kentucky

OFFENSE – SECOND-TEAM

TE . . .Jason Peters, Arkansas
OL . . .Stephen Peterman, LSU
OL . . .Max Jean-Gilles, Georgia
OL . . .Michael Munoz, Tennessee
OL . . .Travelle Wharton, South Carolina
C . . . .Mike Degory, Florida
WR. . .Devery Henderson, LSU
WR. . .Justin Jenkins, Miss. State
QB. . .David Greene, Georgia
QB. . .Matt Mauck, LSU
RB . . .Shaud Williams, Alabama
RB . . .Cedric Houston, Tennessee

DEFENSE – SECOND-TEAM

DL . . .Jovan Haye, Vanderbilt
DL . . .Reggie Torbor, Auburn
DL . . .Bobby McCray, Florida
OLB . .Kevin Burnett, Tennessee
OLB . .Kevin Simon, Tennessee
ILB . . .Caleb Miller, Arkansas
ILB . . .Channing Crowder, Florida
DB . . .Daryl Dixon, Florida
DB . . .Gibril Wilson, Tennessee
DB . . .Thomas Davis, Georgia
DB . . .Muhammad Abdullah, Kentucky

SPECIALISTS – SECOND-TEAM

P . . . .Cody Ridgeway, Ole Miss
PK . . .Billy Bennett, Georgia
RS . . .Skyler Green, LSU

2004

OFFENSE – FIRST-TEAM

TE . . .Leonard Pope, Georgia
OL . . .Wesley Britt, Alabama
OL . . .Marcus McNeill, Auburn
OL . . .Max Jean-Gilles, Georgia
OL . . .Mo Mitchell, Florida
OL . . .Andrew Whitworth, LSU
C . . . .Ben Wilkerson, LSU
WR. . .Fred Gibson, Georgia
WR. . .Reggie Brown, Georgia
QB. . .Jason Campbell, Auburn
RB . . .Carnell Williams, Auburn
RB . . .Ronnie Brown, Auburn

DEFENSE – FIRST-TEAM

DL . . .Marcus Spears, LSU
DL . . .David Pollack, Georgia
DL . . .Jeb Huckeba, Arkansas
LB . . .Kevin Burnett, Tennessee
LB . . .Travis Williams, Auburn
LB . . .Cornelius Wortham, Alabama
LB . . .Channing Crowder, Florida
LB . . .Moses Osemwegie, Vanderbilt
LB . . .Odell Thurman, Georgia
LB . . .Lionel Turner, LSU
DB . . .Jason Allen, Tennessee
DB . . .Thomas Davis, Georgia
DB . . .Carlos Rogers, Auburn
DB . . .Junior Rosegreen, Auburn

SPECIALISTS – FIRST-TEAM

P . . . .Jared Cook, Miss. State
PK . . .Brian Bostick, Alabama
RS . . .Carnell Williams, Auburn

OFFENSE – SECOND-TEAM

TE . . .David Jones, LSU
OL . . .Justin Geisinger, Vanderbilt
OL . . .Evan Mathis, Alabama
OL . . .Michael Munoz, Tennessee
OL . . .Doug Buckles, Ole Miss
OL . . .Danny Lindsey, Auburn
C . . . .Mike Degory, Florida
WR. . .O.J. Small, Florida
WR. . .Troy Williamson, South Carolina
QB. . .David Greene, Georgia
QB. . .Matt Jones, Arkansas
RB . . .Ciatrick Fason, Florida
RB . . .Jerious Norwood, Miss. State
RB . . .Cedric Houston, Tennessee

DEFENSE – SECOND-TEAM

DL . . .Jesse Mahelona, Tennessee
DL . . .Claude Wroten, LSU
DL . . .McKinley Boykin, Ole Miss
DL . . .Stanley McClover, Auburn
LB . . .Omar Gaither, Tennessee
LB . . .DeMeco Ryans, Alabama
LB . . .Freddie Roach, Alabama
LB . . .Earl Everett, Florida
DB . . .Corey Webster, LSU
DB . . .Ko Simpson, South Carolina
DB . . .LaRon Landry, LSU
DB . . .Roman Harper, Alabama
DB . . .Muhammad Abdullah, Kentucky

SPECIALISTS – SECOND-TEAM

P . . . .Dustin Colquitt, Tennessee
PK . . .Jonathan Nichols, Ole Miss
RS . . .Tyrone Prothro, Alabama

2005

OFFENSE – FIRST-TEAM

TE . . .Leonard Pope, Georgia
OL . . .Tre' Stallings, Ole Miss
OL . . .Marcus McNeill, Auburn
OL . . .Max Jean-Gilles, Georgia
OL . . .Arron Sears, Tennessee
OL . . .Andrew Whitworth, LSU
C . . . .Mike Degory, Florida
WR. . .Sidney Rice, South Carolina
WR. . .Earl Bennett, Vanderbilt
QB. . .Jay Cutler, Vanderbilt
RB . . .Kenny Irons, Auburn
RB . . .Kenneth Darby, Alabama
RB . . .Darren McFadden, Arkansas

DEFENSE – FIRST-TEAM

DL . . .Willie Evans, Miss. State
DL . . .Quentin Hoses, Georgia
DL . . .Claude Wroten, LSU
LB . . .DeMeco Ryans, Alabama
LB . . .Patrick Willis, Ole Miss
LB . . .Sam Olajubutu, Arkansas
LB . . .Moses Osemwegie, Vanderbilt
DB . . .Greg Blue, Georgia
DB . . .Roman Harper, Alabama
DB . . .LaRon Landry, LSU
DB . . .Ko Simpson, South Carolina

SPECIALISTS – FIRST-TEAM

P . . . .Kody Bliss, Auburn
PK . . .Brandon Coutu, Georgia
RS . . .Skyler Green, LSU

OFFENSE – SECOND-TEAM

TE . . .Dustin Dunning, Vanderbilt
OL . . .Tim Duckworth, Auburn
OL . . .Randy Hand, Florida
OL . . .Will Arnold, LSU
OL . . .Daniel Inman, Georgia
OL . . .Brian Stamper, Vanderbilt
C . . . .Rudy Niswanger, LSU
WR. . .Chad Jackson, Florida
WR. . .Tyrone Prothro, Alabama
QB. . .D.J. Shockley, Georgia
RB . . .Rafael Little, Kentucky
RB . . .Jerious Norwood, Miss. State

DEFENSE – SECOND-TEAM

DL . . .Mark Anderson, Alabama
DL . . .Jeremy Mincey, Florida
DL . . .Parys Haralson, Tennessee
DL . . .Kyle Williams, LSU
LB . . .Omar Gaither, Tennessee
LB . . .Travis Williams, Auburn
LB . . .Freddie Roach, Alabama
LB . . .Kevin Simon, Tennessee
DB . . .Muhammad Abdullah, Kentucky
DB . . .Demetrice Webb, Florida
DB . . .DeMario Minter, Georgia
DB . . .Will Herring, Georgia

SPECIALISTS – SECOND-TEAM

P . . . .Gordon Ely-Kelso, Georgia
PK . . .Chris Hetland, Florida
RS . . .Felix Jones, Arkansas

2006

OFFENSE – FIRST-TEAM

TE . . .Martrez Milner, Georgia
TE . . .Jacob Tamme, Kentucky
OL . . .Arron Sears, Tennessee
OL . . .Zac Tubbs, Arkansas
OL . . .Tim Duckworth, Auburn
OL . . .Tony Ugoh, Arkansas
C . . . .Jonathan Luigs, Arkansas
C . . . .Steve Rissler, Florida
WR. . .Robert Meacham, Tennessee
WR. . .Dwayne Bowe, LSU
WR. . .Dallas Baker, Florida
QB. . .JaMarcus Russell, LSU
RB . . .Darren McFadden, Arkansas
RB . . .Kenny Irons, Auburn

DEFENSE – FIRST-TEAM

DL . . .Glenn Dorsey, LSU
DL . . .Quentin Groves, Auburn
DL . . .Jamaal Anderson, Arkansas
DL . . . Ray McDonald, Florida
LB . . .Patrick Willis, Ole Miss
LB . . .Quinton Culberson, Miss. State
LB . . .Sam Olajubutu, Arkansas
LB . . .Earl Everett, Florida
LB . . .Wesley Woodyard, Kentucky
DB . . .Reggie Nelson, Florida
DB . . .Tra Battle, Georgia
DB . . .Simeon Castille, Alabama
DB . . .LaRon Landry, LSU

SPECIALISTS – FIRST-TEAM

P . . . .Britton Colquitt, Tennessee
PK . . .John Vaughn, Auburn
PK . . .James Wilhoit, Tennessee
RS . . .Mikey Henderson, Georgia

OFFENSE – SECOND-TEAM

TE . . .Andy Boyd, South Carolina
TE . . .Richard Dickson, LSU
OL . . .Chris Williams, Vanderbilt
OL . . .Drew Miller, Florida
OL . . .Michael Oher, Ole Miss
OL . . .Phit Trautwein, Florida
OL . . .Michael Aitcheson, Kentucky
OL . . .Antoine Caldwell, Alabama
OL . . .Ben Grubbs, Auburn
C . . . .Nick Jones, Georgia
WR. . .Earl Bennent, Vanderbilt
WR. . .D.J. Hall, Alabama
WR. . .Sidney Rice, South Carolina
WR. . .Keenan Burton, Kentucky
QB. . .Chris Leak, Florida
QB. . .Andre' Woodson, Kentucky
RB . . .BenJarvus Green-Ellis, Ole Miss
RB . . .Felix Jones, Arkansas

DEFENSE – SECOND-TEAM

DL . . .Titus Brown, Miss. State
DL . . .Derrick Harvey, Florida
DL . . .Tyson Jackson, LSU
DL . . .Charles Johnson, Georgia
DL . . .Antwain Robinson, Arkansas
LB . . .Will Herring, Auburn
LB . . .Brandon Siler, Florida
LB . . .Tony Taylor, Georgia
LB . . .Ali Highsmith, LSU
DB . . .Jonathan Wade, Tennessee
DB . . .Fred Bennett, South Carolina
DB . . .Derek Pegues, Mississippi State
DB . . .Jonathan Hefney, Tennessee
DB . . .Chris Houston, Arkansas
DB . . .David Irons, Auburn
DB . . .Ryan Smith, Florida

SPECIALISTS – SECOND-TEAM

P . . . .Kody Bliss, Auburn
PK . . .Ryan Succop, South Carolina
RS . . .Felix Jones, Arkansas
RS . . .Craig Davis, LSU

2007

OFFENSE – FIRST-TEAM

TE . . .Jacob Tamme, Kentucky
OL . . .Robert Felton, Arkansas (G)
OL . . .Andre Smith, Alabama (T)
OL . . .Anthony Parker, Tennessee (G)
OL . . .Herman Johnson, LSU (G)
OL . . .Michael Oher, Ole Miss (T)
OL . . .Chris Williams, Vanderbilt (T)
C . . . .Jonathan Luigs, Arkansas (C)
WR. . .Kenny McKinley, South Carolina
WR. . .Earl Bennett, Vanderbilt
QB. . .Tim Tebow, Florida
RB . . .Darren McFadden, Arkansas
RB . . .Knowshon Moreno, Georgia

DEFENSE – FIRST-TEAM

DL . . .Glenn Dorsey, LSU
DL . . .Wallace Gilberry, Alabama
DL . . .Quentin Groves, Auburn
DL . . .Greg Hardy, Ole Miss
DL . . .Eric Norwood, South Carolina
LB . . .Ali Highsmith, LSU
LB . . .Wesley Woodyard, Kentucky
LB . . .Jerod Mayo, Tennessee
LB . . .Brandon Spikes, Florida
DB . . .Craig Steltz, LSU (SS)
DB . . .Chevis Jackson, LSU (CB)
DB . . .Simeon Castille, Alabama (CB)
DB . . .Rashad Johnson, Alabama (S)
DB . . .Jonathan Hefney, Tennessee
DB . . .Captain Munnerlyn, So. Carolina

SPECIALISTS – FIRST-TEAM

PK . . .Colt David, LSU
P . . . .Patrick Fisher, LSU
RS . . .Felix Jones, Arkansas

OFFENSE – SECOND-TEAM

TE . . .Cornelius Ingram, Florida
OL . . .Carlton Medder, Florida (T)
OL . . .Michael Brown, Mississippi State (T)
OL . . .Ciron Black, LSU (T)
OL . . .Antoine Caldwell, Alabama (C/G)
OL . . .Nate Garner, Arkansas (T)
OL . . .Mitch Petrus, Arkansas (G)
OL . . .Jim Tartt, Florida (G)
OL . . .Garry Williams, Kentucky (T)
C . . . .Fernando Velasco, Georgia (C)
WR. . .Percy Harvin, Florida
WR. . .DJ Hall, Alabama
QB. . .Andre' Woodson, Kentucky
RB . . .Felix Jones, Arkansas
RB . . .Jacob Hester, LSU

DEFENSE – SECOND-TEAM

DL . . .Titus Brown, Mississippi State
DL . . .Derrick Harvey, Florida
DL . . .Jeremy Jarmon, Kentucky
LB . . .Jonathan Goff, Vanderbilt
LB . . .Rico McCoy, Tennessee
LB . . .Darry Beckwith, LSU
LB . . .Jamar Chaney, Mississippi State
LB . . .Dannell Ellerbe, Georgia
DB . . .D.J. Moore, Vanderbilt (CB)
DB . . .Emanuel Cook, South Carolina (S)
DB . . .Michael Grant, Arkansas (CB)
DB . . .Eric Berry, Tennessee
DB . . .Derek Pegues, Mississippi State (FS)

SPECIALISTS – SECOND-TEAM

PK . . .Daniel Lincoln, Tennessee
P . . . .Britton Colquitt, Tennessee
P . . . .Ryan Shoemaker, Auburn
RS . . .Brandon James, Florida

2008

OFFENSE – FIRST-TEAM

TE . . .Jared Cook, South Carolina
OL . . .Andre Smith, Alabama (T)
OL . . .Michael Oher, Ole Miss (T)
OL . . .Phil Trautwein, Florida (T)
OL . . .Herman Johnson, LSU (G)
C . . . .Antoine Caldwell, Alabama
WR. . .Percy Harvin, Florida
WR. . .Mohamed Massaquoi, Georgia
QB. . .Tim Tebow, Florida
RB . . .Knowshon Moreno, Georgia
RB . . .Charles Scott, LSU

DEFENSE – FIRST-TEAM

DL . . .Peria Jerry, Ole Miss
DL . . .Terrence Cody, Alabama
DL . . .Robert Ayers, Tennessee
DL . . .Antonio Coleman, Auburn
LB . . .Brandon Spikes, Florida
LB . . .Rennie Curran, Georgia
LB . . .Eric Norwood, South Carolina
LB . . .Rolando McClain, Alabama
LB . . .Micah Johnson, Kentucky
DB . . .Eric Berry, Tennessee (S)
DB . . .D.J. Moore, Vanderbilt (CB)
DB . . .Trevard Lindley, Kentucky (CB)
DB . . .Rashad Johnson, Alabama (S)

SPECIALISTS – FIRST-TEAM

PK . . .Colt David, LSU
P . . . .Tim Masthay, Kentucky
RS . . .Brandon James, Florida

OFFENSE – SECOND-TEAM

TE . . .Richard Dickson, LSU
TE . . .D.J. Williams, Arkansas
OL . . .Garry Williams, Kentucky (T)
OL . . .Anthony Parker, Tennessee (G)
OL . . .Ciron Black, LSU (T)
OL . . .Mike Pouncey, Florida (G)
OL . . .John Jerry, Ole Miss (T)
OL . . .Mike Johnson, Alabama (G)
C . . . .Jonathan Luigs, Arkansas
WR. . .Julio Jones, Alabama
WR. . .A.J. Green, Georgia
QB. . .Matthew Stafford, Georgia
RB . . .Glen Coffee, Alabama
RB . . .Michael Smith, Arkansas

DEFENSE – SECOND-TEAM

DL . . .Greg Hardy, Ole Miss
DL . . .Myron Pryor, Kentucky
DL . . .Malcolm Sheppard, Arkansas
DL . . .Sen'Derrick Marks, Auburn
LB . . .Dominic Douglas, Miss. State
LB . . .Patrick Benoist, Vanderbilt
LB . . .Jasper Brinkley, South Carolina
LB . . .Rico McCoy, Tennessee
DB . . .Emanuel Cook, South Carolina (S)
DB . . .Javier Arenas, Alabama (CB)
DB . . .Ahmad Black, Florida (SS)
DB . . .Joe Haden, Florida (CB)
DB . . .Derek Pegues, Miss. State (S)

SPECIALISTS – SECOND-TEAM

PK . . .Joshua Shene, Ole Miss
P . . . .*Brian Mimbs, Georgia
P . . . .Chas Henry, Florida
RS . . .Javier Arenas, Alabama

2009

OFFENSE – FIRST-TEAM

TE . . .Aaron Hernandez, Florida
OL . . .Mike Pouncey, Florida
OL . . .Mike Johnson, Alabama
OL . . .Ciron Black, LSU
OL . . .Mitch Petrus, Arkansas
OL . . .John Jerry, Ole Miss
C . . . .Maurkice Pouncey, Florida
WR. . .A.J. Green, Georgia
WR. . .Shay Hodge, Ole Miss
QB. . .Tim Tebow, Florida
RB . . .Mark Ingram, Alabama
RB . . .Anthony Dixon, Mississippi State

DEFENSE – FIRST-TEAM

DL . . .Antonio Coleman, Auburn
DL . . .Terrence Cody, Alabama
DL . . .Carlos Dunlap, Florida
DL . . .Corey Peters, Kentucky
LB . . .Rolando McClain, Alabama
LB . . .Eric Norwood, South Carolina
LB . . .Brandon Spikes, Florida
LB . . .Rennie Curran, Georgia
DB . . .Eric Berry, Tennessee
DB . . .Joe Haden, Florida
DB . . .Javier Arenas, Alabama
DB . . .Mark Barron, Alabama

SPECIALISTS – FIRST-TEAM

PK . . .Leigh Tiffin, Alabama
P . . . .Drew Butler, Georgia
RS . . .Javier Arenas, Alabama

OFFENSE – SECOND-TEAM

TE . . .D.J. Williams, Arkansas
OL . . .Chris Scott, Tennessee
OL . . .Derek Sherrod, Mississippi State
OL . . .Lee Ziemba, Auburn
OL . . .Zipp Duncan, Kentucky
C . . . .Ben Jones, Georgia
WR. . .Brandon LaFell, LSU
WR. . .Julio Jones, Alabama
QB. . .Ryan Mallett, Arkansas
RB . . .Dexter McCluster, Ole Miss
RB . . .Montario Hardesty, Tennessee

DEFENSE – SECOND-TEAM

DL . . .Jermaine Cunningham, Florida
DL . . .Geno Atkins, Georgia
DL . . .Dan Williams, Tennessee
DL . . .Justin Houston, Georgia
DL . . .Cliff Matthews, South Carolina
DL . . .Malcolm Sheppard, Arkansas
DL . . .Pernell McPhee, Mississippi State
LB . . .Micah Johnson, Kentucky
LB . . .Rico McCoy, Tennessee
LB . . .Chris Marve, Vanderbilt
LB . . .Ryan Stamper, Florida
DB . . .Myron Lewis, Vanderbilt
DB . . .Chad Jones, LSU
DB . . .Walt McFadden, Auburn
DB . . .Patrick Peterson, LSU
DB . . .Trevard Lindley, Kentucky

SPECIALISTS – SECOND-TEAM

PK . . .Blair Walsh, Georgia
P . . . .Brett Upson, Vanderbilt
RS . . .Warren Norman, Vanderbilt

2010

OFFENSE – FIRST-TEAM

TE . . .D.J. Williams, Arkansas
OL . . .Derek Sherrod, Mississippi State
OL . . .Lee Ziemba, Auburn
OL . . .DeMarcus Love, Arkansas
OL . . .James Carpenter, Alabama
OL . . .Clint Boling, Georgia
C . . . .Ryan Pugh, Auburn
WR. . .Alshon Jeffery, South Carolina
WR. . .Julio Jones, Alabama
QB. . .Cam Newton, Auburn
RB . . .Marcus Lattimore, South Carolina
RB . . .Stevan Ridley, LSU
AP . . .Randall Cobb, Kentucky

DEFENSE

DL . . .Drake Nevis, LSU
DL . . .Marcell Dareus, Alabama
DL . . .Nick Fairley, Auburn
DL . . .Pernell McPhee, Mississippi State
LB . . .Danny Trevathan, Kentucky
LB . . .Kelvin Sheppard, LSU
LB . . .Justin Houston, Georgia
DB . . .Patrick Peterson, LSU
DB . . .Mark Barron, Alabama
DB . . .Ahmad Black, Florida
DB . . .Stephon Gilmore, South Carolina

SPECIAL TEAMS

PK . . .Blair Walsh, Georgia
P . . . .Chas Henry, Florida
RS . . .Patrick Peterson, LSU

HONORARY CAPTAIN

Nick Bell, DE, Mississippi State

OFFENSE – SECOND-TEAM

TE . . .Orson Charles, Georgia
OL . . .Larry Warford, Kentucky
OL . . .Barrett Jones, Alabama
OL . . .Garrett Chisolm, South Carolina
OL . . .Joseph Barksdale, LSU
C . . . .William Vlachos, Alabama
WR. . .A.J. Green, Georgia
WR. . .Randall Cobb, Kentucky
QB. . .Ryan Mallett, Arkansas
RB . . .Knile Davis, Arkansas
RB . . .Mark Ingram, Alabama
AP . . .Trent Richardson, Alabama

DEFENSE

DL . . .Jake Bequette, Arkansas
DL . . .Cliff Matthews, South Carolina
DL . . .Devin Taylor, South Carolina
DL . . .Jerrell Powe, Ole Miss
LB . . .Dont'a Hightower, Alabama
LB . . .Chris White, Mississippi State
LB . . .Chris Marve, Vanderbilt
LB . . .Jerry Franklin, Arkansas
DB . . .Robert Lester, Alabama
DB . . .Janoris Jenkins, Florida
DB . . .Casey Hayward, Vanderbilt
DB . . .Janzen Jackson, Tennessee
DB . . .Dre Kirkpatrick, Alabama
DB . . .Morris Claiborne, LSU

SPECIAL TEAMS

PK . . .Josh Jasper, LSU
P . . . .Drew Butler, Georgia
RS . . .Trent Richardson, Alabama

2011

OFFENSE – FIRST-TEAM

TE . . .Orson Charles, Georgia
OL . . .Barrett Jones, Alabama
OL . . .Will Blackwell, LSU
OL . . .Cordy Glenn, Georgia
OL . . .Alex Hurst, LSU
C . . . .William Vlachos, Alabama
WR. . .Jarius Wright, Arkansas
WR. . .Rueben Randle, LSU
QB. . .Tyler Wilson, Arkansas
RB . . .Trent Richardson, Alabama
RB . . .Michael Dyer, Auburn
AP . . .Joe Adams, Arkansas
AP . . .Chris Rainey, Florida

DEFENSE

DL . . .Melvin Ingram, South Carolina
DL . . .Sam Montgomery, LSU
DL . . .Corey Lemonier, Auburn
DL . . .Jake Bequette, Arkansas
LB . . .Dont'a Hightower, Alabama
LB . . .Courtney Upshaw, Alabama
LB . . .Jarvis Jones, Georgia
DB . . .Mark Barron, Alabama
DB . . .Tyrann Mathieu, LSU
DB . . .Morris Claiborne, LSU
DB . . .Bacarri Rambo, Georgia

SPECIAL TEAMS

PK . . .Caleb Sturgis, Florida
P . . . .Steven Clark, Auburn
RS . . .Joe Adams, Arkansas

OFFENSE – SECOND-TEAM

TE . . .Philip Lutzenkirchen, Auburn
OL . . .Chance Warmack, Alabama
OL . . .Rokevious Watkins, South Carolina
OL . . .Brandon Mosley, Auburn
OL . . .Alvin Bailey, Arkansas
OL . . .Larry Warford, Kentucky
C . . . .Ben Jones, Georgia
WR. . .Da'Rick Rogers, Tennessee
WR. . .Marquis Maze, Alabama
QB. . .Aaron Murray, Georgia
RB . . .Zac Stacy, Vanderbilt
RB . . .Spencer Ware, LSU
RB . . .Marcus Lattimore, South Carolina
AP . . .Onterio McCalebb, Auburn

DEFENSE

DL . . .Tim Fugger, Vanderbilt
DL . . .Josh Chapman, Alabama
DL . . .Fletcher Cox, Mississippi State
DL . . .Jadeveon Clowney, South Carolina
DL . . .Malik Jackson, Tennessee
LB . . .Danny Trevathan, Kentucky
LB . . .Chris Marve, Vanderbilt
LB . . .Ryan Baker, LSU
LB . . .Jerry Franklin, Arkansas
DB . . .Winston Guy, Kentucky
DB . . .Casey Hayward, Vanderbilt
DB . . .Dre Kirkpatrick, Alabama
DB . . .Brandon Boykin, Georgia

SPECIAL TEAMS

PK . . .Drew Alleman, LSU
P . . . .Dylan Breeding, Arkansas
P . . . .Brad Wing, LSU
RS . . .Marquis Maze, Alabama

2012

OFFENSE – FIRST TEAM

TE . . .Mychal Rivera, Tennessee
OL . . .Luke Joeckel, Texas A&M
OL . . .Chance Warmack, Alabama
OL . . .D.J. Fluker, Alabama
OL . . .Jake Matthews, Texas A&M
C . . . .Barrett Jones, Alabama
WR. . .Cobi Hamilton, Arkansas
WR. . .Jordan Matthews, Vanderbilt
QB. . .Johnny Manziel, Texas A&M
RB . . .Mike Gillislee, Florida
RB . . .Eddie Lacy, Alabama
AP . . .Cordarrelle Patterson, Tennessee

DEFENSE

DL . . .Jadeveon Clowney, South Carolina
DL . . .Sam Montgomery, LSU
DL . . .Damontre Moore, Texas A&M
DL . . .Sharrif Floyd, Florida
LB . . .Jarvis Jones, Georgia
LB . . .C.J. Mosley, Alabama
LB . . .Kevin Minter, LSU
DB . . .Dee Milliner, Alabama
DB . . .Matt Elam, Florida
DB . . .Eric Reid, LSU
DB . . .Johnthan Banks, Mississippi State

SPECIAL TEAMS

PK . . .Caleb Sturgis, Florida
P . . . .Kyle Christy, Florida
RS . . .Ace Sanders, South Carolina

OFFENSE – SECOND TEAM

TE . . .Jordan Reed, Florida
OL . . .Larry Warford, Kentucky
OL . . .Gabe Jackson, Mississippi State
OL . . .Chris Burnette, Georgia
OL . . .Dallas Thomas, Tennessee
C . . . .T.J. Johnson, South Carolina
WR. . .Ryan Swope, Texas A&M
WR. . .Justin Hunter, Tennessee
QB. . .AJ McCarron, Alabama
RB . . .Todd Gurley, Georgia
RB . . .Zac Stacy, Vanderbilt
AP . . .Ace Sanders, South Carolina

DEFENSE

DL . . .Barkevious Mingo, LSU
DL . . .Sheldon Richardson, Missouri
DL . . .John Jenkins, Georgia
DL . . .Corey Lemonier, Auburn
LB . . .A.J. Johnson, Tennessee
LB . . .Jon Bostic, Florida
LB . . .*Cameron Lawrence, Mississippi State
LB . . .*Alec Ogletree, Georgia
DB . . .D.J. Swearinger, South Carolina
DB . . .Bacarri Rambo, Georgia
DB . . .Robert Lester, Alabama
DB . . .Darius Slay, Mississippi State

SPECIAL TEAMS

PK . . .Drew Alleman, LSU
P . . . .*Dylan Breeding, Arkansas
P . . . .*Richard Kent, Vanderbilt
RS . . .Cordarrelle Patterson, Tennessee

2013

OFFENSE – FIRST TEAM

TE . . .Arthur Lynch, Georgia
OL . . .Jake Matthews, Texas A&M
OL . . .Cyrus Kouandjio, Alabama
OL . . .Gabe Jackson, Mississippi State
OL . . .Wesley Johnson, Vanderbilt
C . . . .Reese Dismukes, Auburn
WR. . .Mike Evans, Texas A&M
WR. . .Jordan Matthews, Vanderbilt
QB. . .Johnny Manziel, Texas A&M
RB . . .Tre Mason, Auburn
RB . . .T.J. Yeldon, Alabama
AP . . .Odell Beckham, Jr., LSU

DEFENSE

DL . . .Michael Sam, Missouri
DL . . .Jadeveon Clowney, South Carolina
DL . . .Dee Ford, Auburn
DL . . .Kelcy Quarles, South Carolina
LB . . .C.J. Mosley, Alabama
LB . . .Ramik Wilson, Georgia
LB . . .A.J. Johnson, Tennessee
DB . . .Cody Prewitt, Ole Miss
DB . . .Ha Ha Clinton-Dix, Alabama
DB . . .E.J. Gaines, Missouri
DB . . .Vernon Hargreaves, Florida

SPECIAL TEAMS

PK . . .Marshall Morgan, Georgia
P . . . .Drew Kaser, Texas A&M
RS . . .*Christion Jones, Alabama
RS . . .*Odell Beckham, Jr., LSU

OFFENSE – SECOND TEAM

TE . . .Malcolm Johnson, Mississippi State
OL . . .La'el Collins, LSU
OL . . .Antonio Richardson, Tennessee
OL . . .Justin Britt, Missouri
OL . . .Anthony Steen, Alabama
C . . . .Travis Swanson, Arkansas
WR. . .Odell Beckham, Jr., LSU
WR. . .Jarvis Landry, LSU
QB. . .AJ McCarron, Alabama
RB . . .Mike Davis, South Carolina
RB . . .Jeremy Hill, LSU
AP . . .Marcus Murphy, Missouri

DEFENSE

DL . . .Anthony Johnson, LSU
DL . . .Chris Smith, Arkansas
DL . . .Ed Stinson, Alabama
DL . . .Trey Flowers, Arkansas
LB . . .Lamin Barrow, LSU
LB . . .Jordan Jenkins, Georgia
LB . . .Avery Williamson, Kentucky
DB . . .Andre Hal, Vanderbilt
DB . . .Chris Davis, Auburn
DB . . .Nickoe Whitley, Mississippi State
DB . . .Kenny Ladler, Vanderbilt

SPECIAL TEAMS

PK . . .Michael Palardy, Tennessee
P . . . .Cody Mandell, Alabama
RS . . .Solomon Patton, Florida

2014

OFFENSE – FIRST TEAM

TE . . .Evan Engram, Ole Miss
OL . . .Cedric Ogbuehi, Texas A&M
OL . . .La'el Collins, LSU
OL . . .Arie Kouandjio, Alabama
OL . . .A.J. Cann, South Carolina
C . . . .Reese Dismukes, Auburn
WR. . .Amari Cooper, Alabama
WR. . .Pharoh Cooper, South Carolina
QB. . .Dak Prescott, Mississippi State
RB . . .Nick Chubb, Georgia
RB . . .Cameron Artis-Payne, Auburn
AP . . .Marcus Murphy, Missouri

DEFENSE

DL . . .Shane Ray, Missouri
DL . . .Preston Smith, Mississippi State
DL . . .Dante Fowler, Florida
DL . . .Bud Dupree, Kentucky
LB . . .Benardrick McKinney, Mississippi State
LB . . .Martrell Spaight, Arkansas
LB . . .Trey DePriest, Alabama
DB . . .Landon Collins, Alabama
DB . . .Senquez Golson, Ole Miss
DB . . .Vernon Hargreaves, Florida
DB . . .Cody Prewitt, Ole Miss

SPECIAL TEAMS

PK . . .Austin MacGinnis, Kentucky
P . . . .JK Scott, Alabama
RS . . .Marcus Murphy, Missouri

OFFENSE – SECOND TEAM

TE . . .Hunter Henry, Arkansas
OL . . .Laremy Tunsil, Ole Miss
OL . . .Ben Beckwith, Mississippi State
OL . . .Vadal Alexander, LSU
OL . . .Mitch Morse, Missouri
C . . . .Max Garcia, Florida
WR. . .Bud Sasser, Missouri
WR. . .Sammie Coates, Auburn
WR. . .Blake Sims, Alabama
RB . . .Josh Robinson, Mississippi State
RB . . .T.J. Yeldon, Alabama
AP . . .Pharoh Cooper, South Carolina

DEFENSE

DL . . .Myles Garrett, Texas A&M
DL . . .Trey Flowers, Arkansas
DL . . .Derek Barnett, Tennessee
DL . . .Markus Golden, Missouri
LB . . .Amarlo Herrera, Georgia
LB . . .Ramik Wilson, Georgia
LB . . .Antonio Morrison, Florida
DB . . .Jonathan Jones, Auburn
DB . . .Braylon Webb, Missouri
DB . . .Damian Swann, Georgia
DB . . .Jonathon Mincy, Auburn

SPECIAL TEAMS

PK . . .Elliott Fry, South Carolina
P . . . .Jamie Keehn, LSU
RS . . .Quan Bray, Auburn

SEC ALL-FRESHMAN TEAMS

[Selected by Knoxville News-Sentinel (1986-98); SEC Coaches (1999-)]

1986

OFFENSE

*QB . .Tommy Hodson, LSU
RB . . .Harvey Williams, LSU
RB . . .Octavius Gould, Florida
RB . . .James Joseph, Auburn
REC . .Terrence Cleveland, Tennessee
REC . .Willie Green, Ole Miss
OL . . .Mike Zuga, Alabama
OL . . .Andy Anderson, Alabama
OL . . .John Hudson, Auburn
OL . . .Burr Seaver, Vanderbilt
PK . . .David Browndyke, LSU
RS . . .T.D. Woods, Tennessee

DEFENSE

DL . . .Demond Winston, Vanderbilt
DL . . .Andy Dotson, Georgia
DL . . .Darryl Smith, Ole Miss
DL . . .Vic Adams, Kentucky
LB . . .Vantriese Davis, Alabama
LB . . .Pat Moore, Florida
LB . . .Jesse Anderson, Miss. State
LB . . .Milton Gordon, Tennessee
DB . . .Don Price, Ole Miss
DB . . .Asa Bennett, Miss. State
DB . . .Torrey Price, Vanderbilt
DB . . .Ron Robinson, Kentucky
P . . . .Tommy Parks, Miss. State
* – Freshman of the Year

1987

OFFENSE

WR. . .Ernie Mills, Florida
WR. . .Alvin Harper, Tennessee
OL . . .Tony Robertson, Miss. State
OL . . .Roger Shultz, Alabama
OL . . .Dawson Pruett, Ole Miss
OL . . .Terrill Chatman, Alabama
OL . . .Robbin Perry, Tennessee
QB. . .Jeff Dunn, Alabama
*RB . .Emmitt Smith, Florida
RB . . .Reggie Cobb, Tennessee
RB . . .Rodney Hampton, Georgia
PK . . .Phillip Doyle, Alabama

DEFENSE

DL . . .Charles McRae, Tennessee
DL . . .Cedric Moore, Vanderbilt
DL . . .Robert Lenoir, Alabama
DL . . .Robert Young, Miss. State
LB . . .Robert Stewart, Alabama
LB . . .Mark Murray, Florida
LB . . .Huey Richardson, Florida
DB . . .Todd Sandroni, Ole Miss
DB . . .Kelly Days, Tennessee
DB . . .Chris Tolbert, Kentucky
DB . . .Eddie Myles, Miss. State
P . . . .Charles Childers, Ole Miss
* – Freshman of the Year

1988

OFFENSE

WR. . .Arthur Marshall, Georgia
WR. . .Shayne Wasden, Auburn
OL . . .Greg Lahr, Kentucky
OL . . .Kenny Stewart, Miss. State
OL . . .Bobby Craycraft, Vanderbilt
OL . . .John Fisher, Tennessee
OL . . .Ed King, Auburn
QB. . .Kyle Morris, Florida
RB . . .Willie McClendon, Florida
RB . . .Kevin Turner, Alabama
RB . . .Henry Love, Auburn
P . . . .Mike Riley, Miss. State

DEFENSE

DL . . .Jerry Bell, Kentucky
DL . . .Rod Keith, Vanderbilt
DL . . .Shazzon Bradley, Tennessee
LB . . .Tim Paulk, Florida
LB . . .Earnest Fields, Tennessee
LB . . .Melvin Hawkins, Miss. State
LB . . .Anthony Judge, Auburn
DB . . .Chuck Carswell, Georgia
DB . . .Bill Fitzpatrick, Vanderbilt
DB . . .Chauncey Godwin, Ole Miss
DB . . .Charles Gardner, Alabama
PK . . .Chip McCallum, Tennessee
RS . . .Vince Fuller, LSU

1989

OFFENSE

WR. . .Clarence Sevillian, Vanderbilt
WR. . .Kurt Johnson, Kentucky
OL . . .Jack Swan, Georgia
OL . . .John James, Miss. State
OL . . .Byron Jordan, Miss. State
OL . . .Everett Lindsay, Ole Miss
OL . . .Chuck Bradley, Kentucky
QB. . .Donald Douglas, Florida
RB . . .Chuck Webb, Tennessee
RB . . .Kenny Roberts, Miss. State
RB . . .Darrell Williams, Auburn
PK . . .Brian Lee, Ole Miss
RS . . .Tony James, Miss. State

DEFENSE

DL . . .George Brown, Georgia
DL . . .Rodney Stowers, Miss. State
DL . . .Mike Gandolfo, Vanderbilt
LB . . .Marc Woodard, Miss. State
LB . . .Alan Young, Vanderbilt
LB . . .Nigel Ventress, LSU
LB . . .David Walkup, LSU
DB . . .Chris Donnelly, Vanderbilt
DB . . .Carl Pickens, Tennessee
DB . . .Mike Jones, Georgia
DB . . .Will White, Florida
P . . . .David Lawrence, Vanderbilt

1990

OFFENSE

WR. . .Andre Hastings, Georgia
WR. . .Marcus Carter, LSU
TE . . .Shannon Mitchell, Georgia
OL . . .Anthony Redmon, Auburn
OL . . .Kevin Mawae, LSU
OL . . .Clint Conlee, Ole Miss
OL . . .Shea Bell, Miss. State
OL . . .Matt Hammond, Alabama
QB. . .Stan White, Auburn
*RB . .Garrison Hearst, Georgia
RB . . .Errict Rhett, Florida
FB . . .Terry Samuels, Kentucky
RS . . .Chris Anderson, Alabama

DEFENSE

DL . . .Willie Jennings, Georgia
DL . . .Bernard Williams, Georgia
DL . . .Jeremy Nunley, Alabama
#LB . .James Willis, Auburn
LB . . .Roovelroe Swan, LSU
LB . . .Shelton Quarles, Vanderbilt
LB . . .Ed Robinson, Florida
DB . . .Anthony Marshall, LSU
DB . . .Ralph Thompson, Georgia
DB . . .Robert Davis, Vanderbilt
DB . . .Aaron Smith, Vanderbilt
P . . . .Joey Chapman, Tennessee
* – Freshman of the Year (Offense)
# – Freshman of the Year (Defense)

1991

OFFENSE

WR. . .David Palmer, Alabama
WR. . .Aubrey Hill, Florida
OL . . .Jon Stevenson, Alabama
OL . . .Steve Roberts, Georgia
OL . . .Mark Askin, Kentucky
OL . . .Richard Saenz, Vanderbilt
*QB . .Eric Zeier, Georgia
RB . . .James Stewart, Tennessee
RB . . .Aaron Hayden, Tennessee
RB . . .Joe Frazier, Auburn
FB . . .Michael Davis, Miss. State
PK . . .John Becksvoort, Tennessee
RS . . .Thomas Bailey, Auburn

DEFENSE

DL . . .William Crowell, LSU
DL . . .Damon Betz, Kentucky
DL . . .Ellis Johnson, Florida
DL . . .Kevin Carter, Florida
LB . . .Michael Rogers, Alabama
LB . . .Damon Ward, Georgia
DB . . .Melvin Johnson, Kentucky
DB . . .Ivory Hilliard, LSU
DB . . .Rodney Young, LSU
DB . . .Fred Smith, Auburn
DB . . .Larry Kennedy, Florida
P . . . .Shayne Edge, Florida
* – Freshman of the Year

1992

OFFENSE

WR. . .Jack Jackson, Florida
OL . . .Jeff Smith, Tennessee
OL . . .Bubba Miller, Tennessee
OL . . .Reggie Green, Florida
OL . . .Owen Neil, Vanderbilt
*QB . .Steve Taneyhill, S. Carolina
RB . . .Cliff Deese, Vanderbilt
RB . . .Oscar Malone, Arkansas
FB . . .Royce Love, Vanderbilt
PK . . .Michael Proctor, Alabama
PRS . .Shawn Summers, Tennessee
KORS David Butler, LSU

DEFENSE

DL . . .Johnie Church, Florida
DL . . .Eric Sullivan, S. Carolina
DL . . .Jeff Kaiser, Georgia
DL . . .David Barnard, Florida
OLB . .Ben Hanks, Florida
OLB . .James Gillyard, LSU
#ILB. .Randall Godfrey, Georgia
ILB . . .Anthony Harris, Auburn
DB . . .Michael Lowery, Ole Miss
DB . . .Jason Parker, Tennessee
DB . . .David Snardon, Kentucky
* – Freshman of the Year (Offense)
# – Freshman of the Year (Defense)

1993

OFFENSE

WR. . .Ta'Boris Fisher, Ole Miss
WR. . .Joey Kent, Kentucky
WR. . .Kenny Causey, Miss. State
OL . . .Willie Anderson, Auburn
OL . . .John Harrison, S. Carolina
OL . . .Ben Bordelon, LSU
OL . . .Adam Meadows, Georgia
C . . . .Don Struebing, Arkansas
*QB . .Danny Wuerffel, Florida
RB . . .Moe Williams, Kentucky
ATH . .Eddie Kennison, LSU

DEFENSE

DL . . .Leland Taylor, Tennessee
DL . . .Cameron Davis, Florida
DL . . .Walter Rouse, Georgia
LB . . .Mike Calais, LSU
LB . . .Darren Hambrick, Florida
LB . . .Dwayne Curry, Miss. State
LB . . .Mark Smith, Arkansas
DB . . .Lawrence Wright, Florida
DB . . .Anthone Lott, Florida
DB . . .Raymond Austin, Tennessee
DB . . .Eric Vance, Vanderbilt
Sp. Teams
. . . . .Terry Cousin, S. Carolina
PK . . .Reed Morton, S. Carolina
* – Freshman of the Year

1994

OFFENSE

OL . . .John Schlarman, Kentucky
OL . . .Victor Riley, Auburn
OL . . .Adam Perry, LSU
OL . . .Robert Poole, Tennessee
OL . . .Will Jacobs, Vanderbilt
C . . . .Paul Beckwith, S. Carolina
WR. . .Reidel Anthony, Florida
WR. . .Ike Hilliard, Florida
*QB . .Peyton Manning, Tennessee
RB . . .Fred Taylor, Florida
RB . . .Elijah Williams, Florida
RB . . .Hines Ward, Georgia

DEFENSE

DL . . .Travis Stroud, Georgia
DL . . .David Carmona, LSU
DL . . .James Greir, Miss. State
DL . . .Jay Stallworth, Vanderbilt
LB . . .Chad Hudson, Kentucky
LB . . .Dewayne Rudd, Alabama
LB . . .Nate Wayne, Ole Miss
LB . . .Conley Earls, Miss. State
LB . . .Greg Bright, Georgia
DB . . .DeShea Townsend, Alabama
DB . . .Ken Alvis, Auburn
DB . . .Mike Harris, Florida
DB . . .Terry Fair, Tennessee
DB . . .Ben Washington, S. Carolina
DB . . .Corey Chavous, Vanderbilt
DB . . .Matt Anderson, Vanderbilt
RS . . .Kio Sanford, Kentucky
P . . . .Matt Wait, Arkansas
* – Freshman of the Year

1995

OFFENSE

WR. . .Zola Davis, South Carolina
WR. . .Jacquez Green, Florida
WR. . .Anthony Lucas, Arkansas
WR. . .Craig Yeast, Kentucky
OL . . .Jamar Nesbitt, South Carolina
OL . . .Mo Collins, Florida
OL . . .Alan Faneca, LSU
OL . . .Jonas Liening, Kentucky
OL . . .Russ Brown, Arkansas
QB. . .Herbert Tyler, LSU
*RB . .Kevin Faulk, LSU
RB . . .Torin Kirtsey, Georgia
RB . . .Terry Jackson, Florida
RB . . .Kendall Cleveland, LSU

DEFENSE

*DL . .Anthony McFarland, LSU
DL . . .Jimmy Brumbaugh, Auburn
DL . . .Marvin Major, Kentucky
DL . . .Ron Green, Tennessee
DL . . .Chris Hood, Alabama
LB . . .Takeo Spikes, Auburn
LB . . .Johnny Rutledge, Florida
LB . . .Mike Peterson, Florida
*DB . .Martavious Houston, Auburn
DB . . .Armin Love, Georgia
DB . . .Fernando Bryant, Alabama
DB . . .Arturo Freeman, South Carolina
PK . . .Jeff Hall, Tennessee
KR . . .Robert Baker, Auburn
* – Co-Freshman of the Year

1996

OFFENSE

WR. . .Todd Yoder, Vanderbilt
WR. . .Larry Foster, LSU
TE . . .Chad Spencer, Kentucky
OL . . .Spencer Riley, Tennessee
OL . . .David De La Perralle, Kentucky
OL . . .Ryan Kalich, Florida
OL . . .Chris Samuels, Alabama
OL . . .Jeno James, Auburn
RB . . .*Derick Logan, Kentucky
RB . . .Rondell Mealey, LSU
RB . . .Shaun Alexander, Alabama
QB. . .Matt Wyatt, Miss. State
P . . . .Courtney Leavitt, South Carolina
PK . . .Hap Hines, Georgia

DEFENSE

DL . . .Theo Williams, LSU
DL . . .Billy Ratliff, Tennessee
DL . . .George Massey, Kentucky
DL . . .Reggie McGrew, Florida
DL . . .D.J. Cooper, Arkansas
LB . . .Jevon Kearse, Florida
LB . . .Armegis Spearman, Ole Miss
LB . . .Charles Smith, LSU
DB . . .*Mark Roman, LSU
DB . . .Tim Strickland, Ole Miss
DB . . .Brad Ware, Auburn
DB . . .Champ Bailey, Georgia
DB . . .Ronnie Heard, Ole Miss
DB . . .Kendall Roberson, Miss. State
* – Freshman of the Year

1997

OFFENSE

WR. . .Abram Booty, LSU
WR. . .Jermale Kelly, South Carolina
OL . . .Terrence Metcalf, Ole Miss
OL . . .Paul Hogan, Alabama
OL . . .Trey Langley, LSU
OL . . .Cosey Coleman, Tennessee
OL . . .Zac Zedalis, Florida
RB . . .*Jamal Lewis, Tennessee
RB . . .Derek Homer, Kentucky
RB . . .Jimmy Williams, Vanderbilt
RB . . .Jared McGrath, Vanderbilt
QB. . .Victor Penn, South Carolina
P . . . .Reagan King, Ole Miss
PK . . .Seth Hanson, Kentucky

DEFENSE

DL . . .Derrick Burgess, Ole Miss
DL . . .Kenny Smith, Alabama
DL . . .Ryan Aulds, Vanderbilt
DL . . .Marcus Stroud, Georgia
LB . . .Travis Carroll, Alabama
LB . . .Randy Garner, Arkansas
LB . . .Quentin Caver, Arkansas
DB . . .Marcus Spencer, Alabama
DB . . .Rob Pate, Auburn
DB . . .Willie Gary, Kentucky
DB . . .Larry Casher, Auburn
* – Freshman of the Year

1998

OFFENSE

WR. . .Reggie Robinson, LSU
WR. . .Nezih Hasanoglu, Vanderbilt
OL . . .Kevin Rivers, South Carolina
OL . . .Matt Brown, Kentucky
OL . . .Philip Jones, South Carolina
OL . . .Kenyatta Walker, Florida
OL . . .Melvin Paige, South Carolina
RB . . .Dicenzo Miller, Miss. State
RB . . .Robert Gillespie, Florida
QB. . .*Quincy Carter, Georgia
P . . . .David Wasielewski, Florida
PK . . .Christian Chauvin, LSU
ATH . .Freddie Milons, Alabama

DEFENSE

DL . . .Kindal Moorehead, Alabama
DL . . .Jarvis Green, LSU
DL . . .Doyle Crosby, Vanderbilt
DL . . .Carlos Hall, Arkansas
LB . . .Eddie Strong, Ole Miss
LB . . .Jamie Winborn, Vanderbilt
LB . . .James Callier, Auburn
DB . . .Reggie Myles, Alabama
DB . . .Orlando Green, Arkansas
DB . . .Bennie Alexander, Florida
DB . . .David Johnson, Kentucky
* – Freshman of the Year

1999

OFFENSE

WR. . .*Ronney Daniels, Auburn
WR. . .Terrence Edwards, Georgia
TE . . .Randy McMichael, Georgia
OL . . .Mike Pearson, Florida
OL . . .Kevin Breedlove, Georgia
OL . . .Dante Ellington, Alabama
OL . . .Jon Stinchcomb, Georgia
C . . . .Ben Claxton, Ole Miss
RB . . .Cedric Cobbs, Arkansas
RB . . .Earnest Graham, Florida
QB. . .Tyler Watts, Alabama
PK . . .John Corbello, LSU

DEFENSE

DL . . .Kenny King, Alabama
DL . . .Charles Grant, Georgia
DL . . .Albert Haynesworth, Tennessee
LB . . .Saleem Rasheed, Alabama
LB . . .Marvin Constant, Alabama
LB . . .Treverance Faulk, LSU
LB . . .Bradie James, LSU
LB . . .Jeremy Lawrence, LSU
DB . . .Rashad Faison, South Carolina
DB . . .Rushen Jones, Vanderbilt
DB . . .Daryl Dixon, Florida
DB . . .Todd Johnson, Florida
P . . . .Richie Butler, Arkansas
* – Freshman of the Year

2000

OFFENSE

WR. . .Jabar Gaffney, Florida*
WR. . .Derek Abney, Kentucky
WR. . .Richard Smith, Arkansas
TE . . .Robert Johnson, Auburn
OL . . .Michael Munoz, Tennessee
OL . . .Antonio Hall, Kentucky
OL . . .Travelle Wharton, South Carolina
OL . . .Rodney Reed, LSU
C . . . .Scott Wells, Tennessee
QB. . .Rex Grossman, Florida
RB . . .LaBrandon Toefield, LSU
RB . . .Chad Scott, Kentucky
PK . . .Billy Bennett, Georgia

DEFENSE

DL . . .DeMarco McNeil, Auburn
DL . . .DeWayne Robertson, Kentucky
DL . . .Clint Mitchell, Florida
LB . . .Jason Clark, Miss. State
LB . . .Caleb Miller, Arkansas
LB . . .Dontarrious Thomas, Auburn
LB . . .Travis Harris, Florida
DB . . .Ken Hamlin, Arkansas
DB . . .Rashad Baker, Tennessee
DB . . .Deandre' Eiland, S. Carolina
DB . . .Roshard Gilyard, Auburn
P . . . .Donnie Jones, LSU
* – Freshman of the Year

2001

OFFENSE

WR. . .Kelley Washington, Tennessee
WR. . .Fred Gibson, Georgia
TE . . .Marcus Spears, LSU
OL . . .Ben Wilkerson, LSU
OL . . .Shawn Andrews, Arkansas
OL . . .Wesley Britt, Alabama
OL . . .Justin Smiley, Alabama
OL . . .Justin Geisinger, Vanderbilt
QB. . .David Greene, Georgia*
RB . . .Carnell Williams, Auburn
RB . . .Ronnie Brown, Auburn
PK . . .Jonathan Nichols, Ole Miss

DEFENSE

DL . . .Ellery Moore, Kentucky
DL . . .David Pollack, Kentucky
DL . . .Ronald Fields, Miss. State
LB . . .Pat Brunner, Vanderbilt
LB . . .Jeb Huckeba, Arkansas
LB . . .Brian Lester, Ole Miss
LB . . .Rob Robertson, Ole Miss
DB . . .Carlos Rogers, Auburn
DB . . .Ahmad Carroll, Arkansas
DB . . .Lorenzo Parker, Vanderbilt
DB . . .Eric Oliver, Ole Miss
P . . . .Dustin Colquitt, Tennessee
* – Freshman of the Year

2002

OFFENSE

WR. . .Troy Williamson, South Carolina
WR. . .Mike Espy, Ole Miss
TE . . .Cooper Wallace, Auburn
OL . . .Marcus McNeil, Auburn
OL . . .Tre' Stallings, Ole Miss
OL . . .Mac Pyle, Vanderbilt
OL . . .Andrew Whitworth, LSU
C . . . .Mike Degory, Florida
QB. . .Jay Cutler, Vanderbilt
RB . . .Joseph Addai, LSU
RB . . .Kwane Doster, Vanderbilt*

DEFENSE

DL . . .Moe Thompson, South Carolina
DL . . .Darrius Swain, Georgia
DL . . .Deion Holts, Kentucky
DL . . .McKinley Boykin, Ole Miss
LB . . .Freddie Roach, Alabama
LB . . .Lance Laury, South Carolina
LB . . .Moses Osemwegie, Vanderbilt
DB . . .Cameron Vaughn, LSU
DB . . .Charlie Peprah, Alabama
DB . . .Tim Jennings, Georgia
DB . . .Travis Johnson, Ole Miss
DB . . .Darren Williams, Miss. State

SPECIALISTS

P . . . .Greg Johnson, Vanderbilt
PK . . .Taylor Begley, Kentucky
RS . . .Kwane Doster, Vanderbilt
* – Freshman of the Year

2003

OFFENSE

WR. . .Courtney Taylor, Auburn
WR. . .Marlon White, Vanderbilt
TE . . .Keith Zinger, LSU
OL . . .Donovan Davis, Miss. State
OL . . .Daniel Inman, Georgia
OL . . .Arron Sears, Tennessee
OL . . .Brian Stamper, Vanderbilt
OL . . .Tom Sorensen, Vanderbilt
QB. . .Chris Leak, Florida*
RB . . .Demetris Summers, S. Carolina
RB . . .Michael Cooper, Georgia

DEFENSE

DL . . .Ray McDonald, Florida
DL . . .Quentin Moses, Georgia
DL . . .Lamar Mills, Kentucky
LB . . .Channing Crowder, Florida
LB . . .Earl Everett, Florida
LB . . .Juwan Garth, Alabama
LB . . .Durrell White, Kentucky
DB . . .Will Herring, Auburn
DB . . .Corey Campbell, Tennessee
DB . . .LaRon Landry, LSU
DB . . .Quinton Culberson, Miss. State

SPECIALISTS

P . . . .Eric Wilbur, Florida
PK . . .James Wilhoit, Tennessee
* – Freshman of the Year

2004

OFFENSE

WR. . .Marcus Monk, Arkansas
WR. . .Early Doucet, LSU
TE . . .Eric Butler, Miss. State
OL . . .Will Arnold, LSU
OL . . .Robert Felton, Arkansas
OL . . .Matt Gilbow, Arkansas
OL . . .Chester Adams, Georgia
C . . . .Hamilton Holliday, Vanderbilt
QB. . .Erik Ainge, Tennessee
RB . . .Thomas Brown, Georgia
RB . . .Danny Ware, Georgia

DEFENSE

DL . . .Quentin Groves, Auburn
DL . . .Stanley McClover, Auburn
DL . . .Wallace Gilberry, Alabama
DL . . .Corey Clark, Miss. State
LB . . .Brandon Siler, Florida
LB . . .Titus Brown, Miss. State
LB . . .Wesley Woodyard, Kentucky
LB . . .Jonathan Goff, Vanderbilt
LB . . .Garry Pack, Ole Miss
DB . . .Roshaun Fellows, Tennessee
DB . . .Ko Simpson, South Carolina
DB . . .Jonathan Hefney, Tennessee
DB . . .Mario Bobo, Miss. State

SPECIALISTS

P . . . .Jeremy Davis, Arkansas
PK . . .Andy Bailey, Georgia
RS . . .Jonathan Lowe, Miss. State
* – Freshman of the Year

2005

OFFENSE

WR. . .Earl Bennett, Vanderbilt
WR. . .Sidney Rice, South Carolina
TE . . .Nick Walker, Alabama
OL . . .Jonathan Luigs, Arkansas
OL . . .B.J. Stabler, Alabama
OL . . .Ramon Foster, Tennessee
OL . . .Antoine Caldwell, Alabama
OL . . .Michael Oher, Ole Miss
QB. . .Casey Dick, Arkansas
*RB . .Darren McFadden, Arkansas
RB . . .Arian Foster, Tennessee

DEFENSE

DL . . .Bobby Greenwood, Alabama
DL . . .Dakota Walker, South Carolina
DL . . .Jeff Owens, Georgia
DL . . .Tyson Jackson, LSU
LB . . .Freddie Fairchild, Arkansas
LB . . .Braxton Kelley, Kentucky
LB . . .Jamar Chaney, Miss. State
LB . . .Anthony Littlejohn, Miss. State
DB . . .Reshard Langford, Vanderbilt
DB . . .Jamarca Sanford, Ole Miss
DB . . .Shomari Moore, Kentucky
DB . . .David Jones, Kentucky
DB . . .Derek Pegues, Miss. State

SPECIALISTS

P . . . .Bryant Hahnfeldt, Vanderbilt
PK . . .Blake McAdams, Miss. State
RS . . .Felix Jones, Arkansas
* – Freshman of the Year

2006

OFFENSE

TE . . .Ben Cleveland, Arkansas
OL . . .Andre Smith, Alabama
OL . . .Ciron Black, LSU
OL . . .John Jerry, Ole Miss
OL . . .Justin Jeffries, Kentucky
OL . . .Craig Jenkins, Miss. State
C . . . .Josh McNeil, Tennessee
*WR. .Percy Harvin, Florida
WR. . .Brandon LaFell, LSU
WR. . .Damian Williams, Arkansas
QB. . .Matthew Stafford, Georgia
QB. . .Tim Tebow, Florida
RB . . .LaMarcus Coker, Tennessee
RB . . .Anthony Dixon, Miss. State

DEFENSE

DL . . .Ricky Jean-Francois, LSU
DL . . .Sen'Derrick Marks, Auburn
DL . . .Kade Weston, Georgia
LB . . .Prince Hall, Alabama
LB . . .Rodney Paulk, South Carolina
LB . . .Micah Johnson, Kentucky
LB . . .Rico McCoy, Tennessee
LB . . .Wendel Davis, Arkansas
LB . . .Jamon Hughes, Miss. State
DB . . .Trevard Lindley, Kentucky
DB . . .Emanuel Cook, South Carolina
DB . . .D.J. Moore, Vanderbilt
DB . . .Aairon Savage, Auburn
DB . . .Jerraud Powers, Auburn

SPECIALISTS

P . . . . P.J. Fitzgerald, Alabama
PK . . .Lones Seiber, Kentucky
PK . . .Joshua Shene, Ole Miss
RS . . .Brandon James, Florida
* – Freshman of the Year

2007

OFFENSE

TE . . .D.J. Williams, Arkansas
OL . . .Ryan Pugh, Auburn
OL . . .Trinton Sturdivant, Georgia
OL . . .Lee Ziemba, Auburn
OL . . .Clint Boling, Georgia
OL . . .Maurkice Pouncey, Florida
OL . . .Chaz Ramsey, Auburn
WR. . .Terrance Toliver, LSU
WR. . .Denarius Moore, Tennessee
QB. . .Wesley Carroll, Mississippi State
RB . . .*Knowshon Moreno, Georgia
RB . . .Terry Grant, Alabama

DEFENSE

DL . . .Ladi Ajiboye, South Carolina
DL . . .Damario Ambrose, Arkansas
DL . . .Antoine Carter, Auburn
LB . . .Rolando McClain, Alabama
LB . . .Freddy Burton, Arkansas
LB . . .Cliff Matthews, South Carolina
LB . . .A.J. Jones, Florida
DB . . .Eric Berry, Tennessee
DB . . .Joe Haden, Florida
DB . . .Major Wright, Florida
DB . . .Zac Etheridge, Auburn
DB . . .Kareem Jackson, Alabama
DB . . .Chad Jones, LSU

SPECIALISTS

PK . . .Daniel Lincoln, Tennessee
PK . . .Alex Tejada, Arkansas
P . . . .Ryan Shoemaker, Auburn
RS . . .Chad Jones, LSU
* – Freshman of the Year

2008

OFFENSE

TE . . .Brandon Barden, Vanderbilt
OL . . . Justin Anderson, Georgia
OL . . .Cordy Glenn, Georgia
OL . . .John Michael Boswell, Alabama
OL . . .Grant Cook, Arkansas
OL . . .Kyle Fischer, Vanderbilt
OL . . .Quentin Saulsberry, Miss. State
C . . . .Ben Jones, Georgia
WR. . .*A.J. Green, Georgia
WR. . .Julio Jones, Alabama
QB. . .Randall Cobb, Kentucky
RB . . .Mark Ingram, Alabama
RB . . .Jeffery Demps, Florida
RB . . .Chris Rainey, Florida

DEFENSE

DL . . .Jake Bequette, Arkansas
DL . . .T.J. Greenstone, Vanderbilt
DL . . .Zach Stadther, Arkansas
DL . . .DeAngelo Tyson, Georgia
LB . . .Chris Marve, Vanderbilt
LB . . .Dont'a Hightower, Alabama
LB . . .Jerry Franklin, Arkansas
LB . . .Spencer Pybus, Auburn
LB . . .Daryl Vereen, Tennessee
DB . . .Janoris Jenkins, Florida
DB . . .Will Hill, Florida
DB . . .Charles Mitchell, Miss. State
DB . . .Neiko Thorpe, Auburn

SPECIALISTS

PK . . .Blair Walsh, Georgia
RS . . .Dennis Johnson, Arkansas
* – Freshman of the Year

2009

OFFENSE

TE . . .Orson Charles, Georgia
OL . . .Barrett Jones, Alabama
OL . . .Aaron Douglas, Tennessee
OL . . .Xavier Nixon, Florida
OL . . .Ryan Seymour, Vanderbilt
OL . . .Larry Warford, Kentucky
OL . . .T.J. Johnson, South Carolina
WR. . .Alshon Jeffery, South Carolina
WR. . .Chad Bumphis, Mississippi State
QB. . .Morgan Newton, Kentucky
RB . . .Trent Richardson, Alabama
RB . . .*Warren Norman, Vanderbilt

DEFENSE

DL . . .Devin Taylor, South Carolina
DL . . .Tenarius Wright, Arkansas
DL . . .Fletcher Cox, Mississippi State
DL . . .Montez Robinson, Georgia
DL . . .Omar Hunter, Florida
LB . . .Nico Johnson, Alabama
LB . . .D.T. Shackelford, Ole Miss
LB . . .Herman Lathers, Tennessee
DB . . .Johnthan Banks, Miss. State
DB . . .Corey Broomfield, Miss. State
DB . . .Daren Bates, Auburn
DB . . .Stephon Gilmore, S. Carolina

SPECIALISTS

PK . . .Ryan Fowler, Vanderbilt
P . . . .Tyler Campbell, Ole Miss
RS . . .*Warren Norman, Vanderbilt
* – Freshman of the Year

2010

OFFENSE

TE . . .Jordan Aumiller, Kentucky
OL . . .JáWuan James, Tennessee
OL . . .D.J. Fluker, Alabama
OL . . .Wesley Johnson, Vanderbilt
OL . . .Alvin Bailey, Arkansas
OL . . .Gabe Jackson, Mississippi State
C . . . .Travis Swanson, Arkansas
WR. . .Ace Sanders, South Carolina
WR. . .Justin Hunter, Tennessee
QB. . .Aaron Murray, Georgia
RB . . .*Marcus Lattimore, S. Carolina
RB . . .Mike Dyer, Auburn
AP . . .Trey Burton, Florida

DEFENSE

DL . . .Jacques Smith, Tennessee
DL . . .Barkevious Mingo, LSU
DL . . .Sharrif Floyd, Florida
DL . . .Byran Jones, Arkansas
DL . . .Kwame Geathers, Georgia
DL . . .Corey Lemonier, Auburn
DL . . .*Walker May, Vanderbilt
DL . . .Sam Montgomery, LSU
LB . . .C.J. Mosley, Alabama
LB . . .Jelani Jenkins, Florida
LB . . .*Ronald Powell, Florida
LB . . .John Propst, Tennessee
DB . . .Tyrann Mathieu, LSU
DB . . .Nickoe Whitley, Mississippi State
DB . . .Kenny Ladler, Vanderbilt
DB . . .Dee Milliner, Alabama
DB . . .Alec Ogletree, Georgia

SPECIAL TEAMS

PK . . .Zach Hocker, Arkansas
P . . . .Cody Mandell, Alabama
RS . . .Andre DeBose, Florida
* – Freshman of the Year

2011

OFFENSE

TE . . .Malcolm Johnson, Miss. State
OL . . .A.J. Cann, South Carolina
OL . . .Marcus Jackson, Tennessee
OL . . .Cyrus Kouandjio, Alabama
OL . . .Chaz Green, Florida
C . . . .Reese Dismukes, Auburn
WR. . .Malcolm Mitchell, Georgia
WR. . .Odell Beckham Jr., LSU
QB. . .Maxwell Smith, Kentucky
RB . . .Isaiah Crowell, Georgia
RB . . .Kenny Hilliard, LSU
AP . . .Bruce Ellington, South Carolina

DEFENSE

DL . . .*Jadeveon Clowney, S. Carolina
DL . . .Trey Flowers, Arkansas
DL . . .Anthony Johnson, LSU
DL . . .Kaleb Eulls, Mississippi State
LB . . .A.J. Johnson, Tennessee
LB . . .Curt Maggitt, Tennessee
LB . . .Serderius Bryant, Ole Miss
DB . . .Brian Randolph, Tennessee
DB . . .Vinnie Sunseri, Alabama
DB . . .Pop Saunders, Florida
DB . . .Tevin Mitchel, Arkansas

SPECIAL TEAMS

PK . . .James Hairston, LSU
P . . . .Brad Wing, LSU
RS . . .Marquel Wade, Arkansas
* – Freshman of the Year

2012

OFFENSE

TE . . .Jerell Adams, South Carolina
OL . . .John Theus, Georgia
OL . . .D.J. Humphries, Florida
OL . . .Brandon Shell, South Carolina
OL . . .Vadal Alexander, LSU
C . . . .Ryan Kelly, Alabama
WR. . .Amari Cooper, Alabama
WR. . .Mike Evans, Texas A&M
QB. . .*Johnny Manziel, Texas A&M
RB . . .Todd Gurley, Georgia
RB . . .T.J. Yeldon, Alabama
AP . . .Trey Williams, Texas A&M

DEFENSE

DL . . .Dante Fowler, Florida
DL . . .Jonathan Bullard, Florida
DL . . .Issac Gross, Ole Miss
DL . . .D.J. Pettway, Alabama
LB . . .Denzel Nkemdiche, Ole Miss
LB . . .Benardrick McKinney, Mississippi State
LB . . .A.J. Turner, Arkansas
LB . . .Otha Peters, Arkansas
LB . . .Antonio Morrison, Florida
DB . . .Jalen Collins, LSU
DB . . .T.J. Gurley, South Carolina
DB . . .Rohan Gaines, Arkansas
DB . . .LaDarrell McNeil, Tennessee

SPECIAL TEAMS

PK . . .Andrew Baggett, Missouri
P . . . .Landon Foster, Kentucky
RS . . .Trey Williams, Texas A&M
* – Freshman of the Year

2013

OFFENSE

TE . . .Hunter Henry, Arkansas
OL . . .Laremy Tunsil, Ole Miss
OL . . .Andrew Jelks, Vanderbilt
OL . . .Alex Kozan, Auburn
OL . . .Denver Kirkland, Arkansas
C . . . .Jon Toth, Kentucky
*WR . .Laquon Treadwell, Ole Miss
WR. . .Marquez North, Tennessee
QB. . .Maty Mauk, Missouri
RB . . .Alex Collins, Arkansas
RB . . .Kelvin Taylor, Florida
AP . . .Pharoh Cooper, South Carolina

DEFENSE

DL . . .Chris Jones, Mississippi State
DL . . .A'Shawn Robinson, Alabama
DL . . .Robert Nkemdiche, Ole Miss
DL . . .Darius Philon, Arkansas
LB . . .Darian Claiborne, Texas A&M
LB . . .Leonard Floyd, Georgia
LB . . .Skai Moore, South Carolina
DB . . .Vernon Hargreaves, Florida
DB . . .Tony Conner, Ole Miss
DB . . .Tre'Davious White, LSU
DB . . .Cameron Sutton, Tennessee

SPECIAL TEAMS

PK . . .Elliott Fry, South Carolina
P . . . .Johnny Townsend, Florida
RS . . .Pharoh Cooper, South Carolina
* – Freshman of the Year

2014

OFFENSE

TE . . .Jeb Blazevich, Georgia
OL . . .Cam Robinson, Alabama
OL . . .Jashon Robertson, Tennessee
OL . . .Braden Smith, Auburn
OL . . .Ramsey Meyers, Kentucky
C . . . .Frank Ragnow, Arkansas
WR. . .Speedy Noil, Texas A&M
WR. . .Malachi Dupre, LSU
QB. . .Treon Harris, Florida
*RB . .Nick Chubb, Georgia
RB . . .Leonard Fournette, LSU
AP . . .Leonard Fournette, LSU

DEFENSE

DL . . .Myles Garrett, Texas A&M
DL . . .Derek Barnett, Tennessee
DL . . .Da'Shawn Hand, Alabama
DL . . .Marquis Haynes, Ole Miss
LB . . .Nigel Bowden, Vanderbilt
LB . . .Lorenzo Carter, Georgia
LB . . .J.T. Gray, Mississippi State
DB . . .Jalen Tabor, Florida
DB . . .Jamal Adams, LSU
DB . . .Todd Kelly, Jr., Tennessee
DB . . .Al Harris, Jr., South Carolina

SPECIAL TEAMS

PK . . .Austin MacGinnis, Kentucky
P . . . .JK Scott, Alabama
RS . . .Speedy Noil, Texas A&M
* – Freshman of the Year

SEC COACHES' RECORDS

ALABAMA

Coach	Tenure	Conference W - L - T	Overall W - L - T
E.B. Beaumont	1892	–	2-2-0
Eli Abbott	1893-95, 1902	–	7-12-0
Otto Wagonhurst	1896	–	2-1-0
Allen McCants	1897	–	1-0-0
W.A. Martin	1899	–	3-1-0
M. Griffin	1900	–	2-3-0
M.H. Harvey	1901	–	2-1-2
W.B. Blount	1903-04	–	10-7-0
Jack Leavenworth	1905	–	6-4-0
J.W.H. Pollard	1906-09	–	20-4-5
Guy Lowman	1910	–	4-4-0
D.V. Graves	1911-14	–	21-12-3
Thomas Kelly	1915-17	–	17-7-1
Xen C. Scott	1919-22	–	29-9-3
Wallace Wade	1923-30	–	61-13-3
Frank Thomas	1931-46	59-16-6	115-24-7
Harold (Red) Drew	1947-54	33-21-7	54-29-7
J. B. Whitworth	1955-57	3-18-1	4-24-2
Paul (Bear) Bryant	1958-82	137-28-5	232-46-9
Ray Perkins	1983-86	14-9-1	32-15-1
Bill Curry	1987-89	14-6-0	26-10-0
Gene Stallings	1990-96	#38-16-0	#62-25-0
Mike DuBose	1997-2000	16-16-0	24-23-0
Dennis Franchione	2001-02	10-6	17-8
Mike Shula	2003-06	13-19	26-14
Joe Kines&	2006	0-0	0-1
Nick Saban	2007-	55-12	86-17

– Indicates forfeits imposed on Alabama by NCAA
& – Interim head coach for 2006 Independence Bowl

ARKANSAS*

Coach	Tenure	Conference W - L - T	Overall W - L - T
John C. Futrall	1894-96	–	5-2-0
B.N. Wilson	1897-98	–	4-1-1
Colbert Searles	1899-1900	–	5-2-2
Charles Thomas	1901-02	–	9-8-0
D.A. McDaniel	1903	–	3-4-0
A.D. Brown	1904-05	–	6-9-0
F.C. Longman	1906-07	–	5-8-3
Hugo Bezdek	1908-12	–	29-13-1
E.T. Pickering	1913-14	–	11-7-0
T.T. McConnell	1915-16	1-3-0	8-6-1
Norman Paine	1917-18	0-2-1	8-3-1
J.B. Craig	1919	1-2-0	3-4-0
G.W. McLaren	1920-21	4-1-1	8-5-3
Francis Schmidt	1922-28	14-13-2	42-20-3
Fred Thomsen	1929-41	26-42-3	56-61-1
George Cole	1942	0-6-0	3-7-0
John Tomlin	1943	1-4-0	2-7-0
Glen Rose	1944-45	3-7-1	8-12-1
John Barnhill	1946-49	10-13-1	22-17-3
Otis Douglas	1950-52	4-14-0	9-21-0
Bowden Wyatt	1953-54	7-5-0	11-10-0
Jack Mitchell	1955-57	8-9-1	17-12-1
Frank Broyles	1958-76	91-35-5	144-58-5
Lou Holtz	1977-83	37-18-1	60-21-2
Ken Hatfield	1984-89	36-10-0	55-17-1
Jack Crowe	1990-91	6-10-0	9-15-0
Joe Kines#	1992	3-4-1	3-6-1
Danny Ford	1993-97	•16-23-1	•26-30-1
Houston Nutt	1998-07	42-38	75-48
%Reggie Herriing	2008	0-0	0-1
Bobby Petrino	2008-2011	17-15	34-17
John L. Smith	2012	2-6	4-8
Bret Bielema	2013 -	2-14	10-15

– Interim head coach after first game of 1992 season.
% – Interim head coach for 2008 Cotton Bowl.
* – Southwest Conference 1915-1991
• – Indicates game forfeited to Arkansas

AUBURN

Coach	Tenure	Conference W - L - T	Overall W - L - T
Dr. George Petrie	1892	–	2-2-0
G.H. Harvey, D.M. Balliet	1893	–	3-0-2
F.M. Hall	1894	–	1-3-0
John Heisman	1895-99	–	12-4-2
Billy Watkins	1900-01	–	6-3-1
R.S. Kent	1902	–	2-2-1
Mike Harvey	1902	–	0-2-0
Billy Bates	1903	–	4-3-0
Mike Donahue	1904-06, 1908-22	–	99-35-5
W.S. Kienholz	1907	–	6-2-1
Boozer Pitts	1923-24; 1927	–	7-11-6
Dave Morey	1925-27	–	10-10-1
George Bohler	1928-29	–	3-11-0
John Floyd	1929	–	0-4-0
Chet Wynne	1930-33	2-2-0	22-15-2
Jack Meagher	1934-42	26-25-7	48-37-10
Carl Voyles	1944-47	4-17-0	15-22-0
Earl Brown	1948-50	2-18-2	3-22-4
Ralph (Shug) Jordan	1951-75	98-63-4	176-83-6
Doug Barfield	1976-80	15-14-1	29-25-1
Pat Dye	1981-92	48-27-1	99-39-4
Terry Bowden	1993-98	30-14-1	47-17-1
#Bill Oliver	1998	0-3	2-3
Tommy Tuberville	1999-08	51-29	85-40
Gene Chizik	2009-12	15-17	33-19
Gus Malzahn	2013 -	11-5	20-7

– Interim head coach after sixth game of 1998 season.

FLORIDA

Coach	Tenure	Conference W - L - T	Overall W - L - T
Jack Forsythe	1906-08	–	14-6-2
G.E. Pyle	1909-13	–	26-7-3
Charles McCoy	1914-16	–	9-10-0
A.L. Busser	1917-19	–	7-8-0
William Kline	1920-22	–	19-8-2
Gen. VanFleet	1923-24	–	12-3-4
H.L. Sebring	1925-27	–	17-11-2
Charles Bachman	1928-32	–	27-18-3
D.K. (Dutch) Stanley	1933-35	5-11-1	14-13-2
Josh Cody	1936-39	6-14-2	17-24-2
Tom Lieb	1940-45	5-15-1	20-26-1
Ray (Bear) Wolf	1946-49	2-17-2	13-24-2
Bob Woodruff	1950-59	29-32-2	54-41-6
Ray Graves	1960-69	36-19-3	70-31-4
Doug Dickey	1970-78	28-28-1	58-42-2
Charley Pell	1979-84	14-16-1	33-26-2
Galen Hall*	1984-88	24-14-0	37-16-1
Gary Darnell#	1989	2-2-0	3-4-0
Steve Spurrier	1990-2001	82-12	122-27-1
Ron Zook	2002-04	16-8	23-14
Charlie Strong&	2004	0-0	0-1
Urban Meyer	2005-2010	36-12	65-15
Will Muschamp	2011-14	17-15	28-21
D.J. Durkin ^	2014	0-0	0-1

* – Replaced Charley Pell after third game of the 1984 season
# – Interim head coach after fifth game of 1989 season
& – Interim head coach for 2004 Peach Bowl
^ - Interim head coach for 2015 Birmingham Bowl

GEORGIA

Coach	Tenure	Conference W - L - T	Overall W - L - T
Dr. Charles Herty	1892	–	1-1-0
Ernest Brown	1893	–	2-2-1
Robert Winston	1894	–	5-1-0
Glenn "Pop" Warner	1895-96	–	7-4-0
Charles McCarthy	1897-98	–	6-3-0
Gordon Saussy	1899	–	2-3-1
E.E. Jones	1900	–	2-4-0
Billy Reynolds	1901-02	–	5-7-3
M.M. Dickinson	1903, 1905	–	4-9-0
Charles A. Barnard	1904	–	1-5-0
W.S. Whitney	1906-07	–	6-7-2
Branch Bocock	1908	–	5-2-1
J. Coulter, Frank Dobson	1909	–	1-4-2
W.A. Cunningham	1910-19	–	43-18-9
H.J. Stegeman	1920-22	–	20-6-3
George Woodruff	1923-27	–	30-16-1
Harry Mehre	1928-37	12-12-2	59-34-6
Joel Hunt	1938	1-2-1	5-4-1
Wallace Butts	1939-60	67-60-5	140-86-9
Johnny Griffith	1961-63	6-12-1	10-16-4
Vince Dooley	1964-88	105-41-4	201-77-10
Ray Goff	1989-95	24-28-0	46-34-1
Jim Donnan	1996-2000	25-15-0	40-19
Mark Richt	2001-	78-34	136-48

KENTUCKY

Coach	Tenure	Conference W - L - T	Overall W - L - T
Unknown	1891	–	1-1-0
A.M. Miller	1892	–	2-4-1
John A. Thompson	1892-93	–	5-2-1
W.P. Finney	1894	–	5-2-0
Charles Mason	1895	–	4-5-0
Dudley Short	1896	–	3-6-0
Lyman B. Eaton	1897	–	2-4-0
W.R. Bass	1898-99	–	12-2-2
W.H. Kiler	1900-01	–	6-12-1
E.W. McLeod	1902	–	3-5-1
C.A. Wright	1903	–	7-1-0
F.E. Schact	1904	–	15-4-1
J. White Guyn	1906-08	–	17-7-1
R. Sweetland	1909-10, 1912	–	23-5-0
P.P. Douglass	1911	–	7-3-0
Alpha Brumage	1913-14	–	11-5-0
J.J. Tigert	1915-16	–	10-2-3
S.A. Boles	1917	–	3-5-1
Andy Gill	1918-19	–	5-5-1
W.J. Juneau	1920-22	–	13-10-2
J. Winn	1923	–	4-3-2
Fred J. Murphy	1924-26	–	12-14-1
Harry Gammage	1927-33	2-3-0	32-25-5
Chet Wynne	1934-37	5-14-0	20-19-0
A.D. Kirwan	1938-44	4-22-3	24-28-4
Bernie Shively	1945	0-5-0	2-8-0
Paul (Bear) Bryant	1946-53	22-18-4	60-23-5
Blanton Collier	1954-61	21-34-3	41-36-3
Charlie Brandshaw	1962-68	12-30-2	25-41-4
John Ray	1969-72	4-24-0	10-33-0
Fran Curci	1973-81	25-30-0	47-51-2
Jerry Claiborne	1982-89	13-37-0	41-46-3
Bill Curry	1990-96	14-40-0	26-52-0
Hal Mumme	1997-2000	10-22-0	20-26
Guy Morriss	2001-02	4-12	9-14
Rich Brooks	2003-2009	16-40	39-47
Joker Phillips	2010-12	4-20	13-24
Mark Stoops	2013 -	2-14	7-17

LSU

Coach	Tenure	Conference W - L - T	Overall W - L - T
Dr. Charles E. Coates	1893	–	0-1-0
Albert P. Simmons	1894-95	–	5-1-0
Allen W. Jeardeau	1896-97	–	7-1-0
Edmond A. Chavanne	1898, 1900	–	3-2-0
John P. Gregg	1899	–	3-2-0
W.S. Boreland	1901-03	–	15-7-0
D.A. Killian	1904-06	–	8-6-2
Edgar R.Wingard	1907-08	–	17-3-0
Joe G. Pritchard	1909	–	4-1-0
John W. Mayhew	1910	–	3-6-0
James K. Dwyer	1911-13	–	16-7-2
E.T. McDonald	1914-16	–	14-7-1
Dana X. Bible	1916	–	1-0-2
Wayne Sutton	1917	–	3-5-0
Irving R. Pray	1916, 1919, 1922	–	11-9-0
Branch Bocock	1920-21	–	11-4-2
Mike Donahue	1923-27	–	23-19-3
Russ Cohen	1928-31	–	23-13-1
Biff Jones	1932-34	7-2-2	20-5-6
Bernie H. Moore	1935-47	23-28-4	83-39-6
Gaynell Tinsley	1948-54	17-25-6	35-34-6
Paul F. Dietzel	1955-61	26-16-2	46-23-3
Charlie McClendon	1962-79	62-38-0	137-59-7
Jerry Stovall	1980-83	9-13-2	22-21-2
Bill Arnsparger	1984-86	13-3-2	26-8-2
Mike Archer	1987-90	15-12-0	27-18-1
Curley Hallman	1991-94	10-23-0	16-28-0
Gerry DiNardo	1995-	18-20-1	32-24-1
#Hal Hunter	1999	1-0	1-0
Nick Saban	2000-04	28-12	48-16
Les Miles	2005 -	56-24	103-29

– Served as interim head coach last game of season.

OLE MISS

Coach	Tenure	Conference W - L - T	Overall W - L - T
Dr. A.L. Bondurant	1893	–	4-1-0
C.D. Clark	1894	–	6-1-0
H.L. Fairbanks	1895	–	2-1-0
J.W. Holister	1896	–	1-2-0
T.G. Scarbrough	1898	–	1-1-0
W.H. Lyon	1899	–	3-4-0
Z.N. Estes, Jr.	1900	–	0-3-0
Daniel Martin, William Shibley	1901	–	2-4-0
Daniel Martin	1902	–	4-3-0
Mike Harvey	1903-04	–	6-4-1
T.S. Hammond	1906	–	4-2-0
Frank Mason	1907	–	0-6-0
Frank Kyle	1908	–	3-5-0
Dr. N.P. Stauffer	1909-11	–	17-7-2
Leo DeTray	1912	–	5-3-0
William Driver	1913-14	–	11-7-2
Fred Robbins	1915-16	–	5-12-0
C.R. (Dudy) Noble	1917-18	–	2-7-1
R.L. Sullivan	1919-21	–	11-13-0
R.A. Cowell	1922-23	–	8-11-1
Chester Barnard	1924	–	4-5-0
Homer Hazel	1925-29	–	21-22-3
Ed. L. Walker	1930-37	7-13-3	38-38-8
Harry Mehre	1938-45	15-17-1	39-26-1
Harold (Red) Drew	1946	1-6-0	2-7-0
John Vaught	1947-70, 73	106-41-10	190-60-12
Billy Kinard	1971-73	6-7-0	16-9-0
Ken Cooper	1974-77	12-14-0	21-23-0
Steve Sloan	1978-82	8-18-1	20-34-1
Billy Brewer	1983-93	#34-40-0	68-54-3
Joe Lee Dunn	1994	2-6-0	4-7-0
Tommy Tuberville	1995-1998	12-20-0	25-20-0
*David Cutcliffe	1998-2004	25-23	44-29
Ed Orgeron	2005-2007	3-21	10-25
Houston Nutt	2008-2011	10-22	24-26
Hugh Freeze	2012-	11-13	24-15

– Indicates game forfeited to Ole Miss
* – Named head coach prior to 1998 Independence Bowl

MISSISSIPPI STATE

Coach	Tenure	Conference W - L - T	Overall W - L - T
Dr. Charles Herty	1892	–	1-1-0
W.M. Matthews	1895	–	0-2-0
J.B. Hildebrand	1896	–	0-4-0
L.B. Harvey	1901	–	2-2-1
L. Gwinn	1902	–	1-4-1
Dan Martin	1903-06	–	10-11-3
Fred Furman	1907-08	–	9-7-0
W.D. Chadwick	1909-13	–	29-12-2
E.C. Hayes	1914-16	–	15-8-2
Sid Robinson	1917-19	–	15-5-0
Fred Holtkamp	1920-21	–	9-7-1
C.R. (Dudy) Noble	1922	–	3-4-2
Earl Able	1923-24	–	10-6-2
Bernie Bierman	1925-26	–	8-8-1
J.W. Hancock	1927-29	–	8-12-4
Chris Cagle	1930	–	2-7-0
Ray Dauber	1931-32	–	5-11-0
Ross McKechnie	1933-34	1-10-1	7-12-1
Ralph Sasse	1935-37	8-7-0	20-10-2
Emerson (Spike) Nelson	1938	1-4-0	4-6-0
Allyn McKeen	1939-48	29-16-2	65-19-3
Arthur (Slick) Morton	1949-51	5-15-0	8-18-1
Murray Warmath	1952-53	6-5-3	10-6-3
Darrell Royal	1954-55	7-7-0	12-8-0
Wade Walker	1956-61	8-30-2	22-32-2
Paul Davis	1962-66	9-22-2	20-28-2
Charley Shira	1967-72	5-32-1	16-45-2
Bob Tyler	1973-78	7-30-0	21-44-2
Emory Bellard	1979-85	15-27-0	37-42-0
Rockey Felker	1986-90	5-23-0	21-34-0
Jackie Sherrill	1991-2003	#43-59-1	#75-75-2
Sylvester Croom	2004-08	10-30	21-38
Dan Mullen	2009-	22-26	46-31

– Indicates game forfeited to Mississippi State

MISSOURI

Coach	Tenure	Conference W - L - T	Overall W - L - T
Gary Pinkel	2012-	16-8	28-12

SOUTH CAROLINA*

Coach	Tenure	Conference W - L - T	Overall W - L - T
W.A. Whaley	1896	–	1-3-0
W.P. Murphy	1897	–	0-3-0
W. Wertenbaker	1898	–	1-2-0
I.O. Hunt	1899-90	–	6-6-0
B.W. Dickson	1901	–	3-4-0
C.R. Williams	1902-03	–	14-3-0
Christie Benet	1904-05, 1908-09	–	14-15-3
Douglas McKay	1907	–	3-0-0
John H. Neff	1910-11	–	5-8-2
N.B. Edgerton	1912-15	–	19-13-3
Rice Warren	1916	–	3-6-0
Dixon Foster	1917, 1991	–	4-12-1
Frank Dobson	1918	–	2-1-1
Sol Metzger	1920-24	–	26-18-2
Branch Bocock	1925-26	–	13-7-0
Harry Lightsey	1927	–	4-5-0
Billy Lavall	1928-34	5-3-0	39-26-6
Don McCallister	1935-37	5-11-1	13-20-1
Rex Enright	1938-42, 1946-55	36-43-3	64-69-7
J.P. Moran	1943	2-1-0	5-2-0
William Newton	1944	1-3-0	3-4-2
Johnnie McMillan	1945	0-3-2	2-4-3
Warren Giese	1956-60	19-15-1	28-21-1
Marvin Bass	1961-65	13-18-1	17-29-4
Paul Dietzel	1966-74	18-10-1	42-53-1
Jim Carlen	1975-81	–	45-36-1
Richard Bell	1982	–	4-7-0
Joe Morrison	1983-88	–	39-28-2
Sparky Woods	1989-93	5-11-0	24-28-3
Brad Scott	1995-98	13-26-1	23-32-1
Lou Holtz	1999-2004	19-29	33-37
Steve Spurrier	2005-	44-36	84-45

* – Southern Conference 1933-52; Atlantic Coast Conference 1953-70

TENNESSEE

Coach	Tenure	Conference W - L - T	Overall W - L - T
J.A. Pierce	1899-1900	–	8-4-1
George Kelley	1901	–	3-3-2
H.F. Fisher	1902-03	–	10-7-0
S.D. Crawford	1904	–	3-5-1
J.D. DePree	1905-06	–	4-11-3
George Levene	1907-09	–	15-10-3
Andrew A. Stone	1910	–	3-5-1
Z.G. Clevenger	1911-15	–	26-15-2
John R. Bender	1916-20	–	18-5-4
M.B. Banks	1921-25	–	27-15-3
Robert R. Neyland	1926-34, 36-40, 46-52	62-15-5	173-31-12
W. H. (Bill) Britton	1935	2-3-0	4-5-0
John H. Barnhill	1941-45	15-3-1	33-6-0
Harvey L. Robinson	1953-54	4-7-1	10-10-1
Bowden Wyatt	1955-62	29-23-4	49-29-4
Jim McDonald	1963	3-5-0	5-5-0
Doug Dickey	1964-69	21-10-4	46-15-4
Bill Battle	1970-76	22-18-1	59-22-4
Johnny Majors	1977-92	57-40-3	115-62-8
Phillip Fulmer#	1992-08	•96-34	•152-52
Lane Kiffin	2009	4-4	7-6
Derek Dooley	2010-12	5-18	15-21
% - Jim Chaney	2012	1-0	1-0
Butch Jones	2013 -	5-11	12-13

– Interim head coach for four games of 1992 season.
• – Includes game forfeited to Tennessee
% - Interim head coach final game of 2012 season.

TEXAS A&M

Coach	Tenure	Conference W - L - T	Overall W - L - T
Kevin Sumlin	2012-	13-11	28-11

VANDERBILT

Coach	Tenure	Conference W - L - T	Overall W - L - T
Elliott H. Jones	1890-92	–	8-5-0
W.J. Keller	1893	–	6-1-0
Henry Thornton	1894	–	7-1-0
C.L. Upton	1895	–	5-3-1
R.G. Acton	1896-1898	–	10-7-3
J.L. Crane	1899-1900	–	11-6-1
W.H. Watkins	1901-02	–	14-2-1
J.H. Henry	1903	–	6-1-1
Dan McGugin	1904-17, 19-34	6-5-2	197-55-19
Ray Morrison	1935-39	15-15-1	25-20-2
H.R. (Red) Sanders	1940-42, 46-48	16-20-2	36-22-2
E.H. (Herc) Alley	1943	0-0-0	5-0-0
Doby Bartling	1944-45	2-4-0	6-6-1
W.M. (Bill) Edwards	1945-52	11-17-1	21-19-2
Arthur L. Guepe	1953-62	18-43-6	39-54-7
Jack Green	1963-66	2-19-3	7-29-4
Bill Pace	1967-72	5-27-1	22-38-3
Steve Sloan	1973-74	3-8-1	12-9-1
Fred Pancoast	1975-78	2-22-0	13-31-0
George MacIntyre	1979-85	8-33-1	25-52-1
Watson Brown	1986-90	4-29-0	10-45-0
Gerry DiNardo	1991-94	#9-22-0	19-25-0
Rod Dowhower	1995-96	1-15-0	4-18-0
Woody Widenhofer	1997-2001	4-36	15-40
Bobby Johnson	2002-	12-54	29-66
Robbie Caldwell	2010	1-7	2-10
James Franklin	2011-2013	11-13	24-15
Derek Mason	2014-	0-8	3-9

– Indicates game forfeited to Vanderbilt

SEC COACH OF THE YEAR

National Coach of the Year

1942 Bill Alexander, Georgia Tech (AFCA)
1956 Bowden Wyatt, Tennessee (AFCA)
1958 Paul Dietzel, LSU (AFCA, FWA)
1961 Paul "Bear" Bryant, Alabama (AFCA)
1970 Charlie McClendon, LSU (AFCA)
1971 Paul "Bear" Bryant, Alabama (AFCA)
1973 Paul "Bear" Bryant, Alabama (AFCA)
1976 Vince Dooley, Georgia (Dodd)
1980 Vince Dooley, Georgia (AFCA, FWA, WC)
1982 Jerry Stovall, LSU (WC); George MacIntyre, Vanderbilt (Dodd)
1989 Bill Curry, Alabama (Dodd)
1992 Gene Stallings, Alabama (AFCA, FWA, WC)
1993 Terry Bowden, Auburn (AFCA, FWA, WC)
1998 Phillip Fulmer, Tennessee (FWA)
2003 Nick Saban, LSU (FWA, AP)
2004 Tommy Tuberville, Auburn (CWC, AP)
2011 Les Miles, LSU (Liberty, Home Depot, AP)
2013 Gus Malzahn, Auburn (AP, Liberty, Eddie Robinson, Home Depot)
2014 Nick Saban, Alabama (Dodd)

AFCA American Football Coaches Association
FWA Football Writers of America
WC Walter Camp

AP SEC Coach of the Year

1946 Wally Butts, Georgia
1947 John Vaught, Ole Miss
1948 John Vaught, Ole Miss
1949 Gaynell Tinsley, LSU
1950 Paul Bryant, Kentucky
1951 Bob Neyland, Tennessee
1952 Bobby Dodd, Georgia Tech
1953 Ralph Jordan, Auburn
1954 John Vaught, Ole Miss
1955 John Vaught, Ole Miss
1956 Bowden Wyatt, Tennessee
1957 Ralph Jordan, Auburn
1958 Paul Dietzel, LSU
1959 Paul Bryant, Alabama
1960 John Vaught, Ole Miss
1961 Paul Bryant, Alabama
1962 John Vaught, Ole Miss
1963 Paul Davis, Miss. State
1964 Paul Bryant, Alabama
1965 Paul Bryant, Alabama
1966 Vince Dooley, Georgia
1967 Doug Dickey, Tennessee
1968 Vince Dooley, Georgia
1969 Charlie McClendon, LSU
1970 Charlie Shira, Miss. State
1971 Paul Bryant, Alabama
1972 Ralph Jordan, Auburn
1973 Paul Bryant, Alabama
1974 Steve Sloan, Vanderbilt
1975 Ken Cooper, Ole Miss
1976 Vince Dooley, Georgia
1977 Fran Curci, Kentucky
1978 Paul Bryant, Alabama
1979 Paul Bryant, Alabama
1980 Vince Dooley, Georgia
1981 Paul Bryant, Alabama
1982 Jerry Stovall, LSU
1983 Billy Brewer, Ole Miss
Jerry Claiborne, Kentucky
1984 Galen Hall, Florida
1985 Johnny Majors, Tennessee
1986 Bill Arnsparger, LSU
1987 Pat Dye, Auburn
1988 Pat Dye, Auburn
1989 Bill Curry, Alabama
1990 Steve Spurrier, Florida
1991 Gerry DiNardo, Vanderbilt
1992 Gene Stallings, Alabama
1993 Terry Bowden, Auburn
1994 Gene Stallings, Alabama
1995 Steve Spurrier, Florida
1996 Steve Spurrier, Florida
1997 Tommy Tuberville, Ole Miss
1998 Phillip Fulmer, Tennessee
1999 Mike DuBose, Alabama
2000 Lou Holtz, South Carolina
2001 Houston Nutt, Arkansas
2002 Mark Richt, Georgia
2003 David Cutcliffe, Ole Miss; Nick Saban, LSU
2004 Tommy Tuberville, Auburn
2005 Steve Spurrier, South Carolina
2006 Houston Nutt, Arkansas
2007 Sylvester Croom, Mississippi State
2008 Nick Saban, Alabama
2009 Nick Saban, Alabama
2010 Gene Chizik, Auburn
2011 Les Miles, LSU
2012 Kevin Sumlin, Texas A&M
2013 Gus Malzahn, Auburn
2014 Dan Mullen, Mississippi State

UPI SEC Coach of the Year

1960 John Vaught, Ole Miss
1961 Paul Bryant, Alabama
1962 John Vaught, Ole Miss
1963 Ralph Jordan, Auburn
1964 Paul Bryant, Alabama
1965 Paul Bryant, Alabama
1966 Vince Dooley, Georgia
1967 Doug Dickey, Tennessee
1968 Vince Dooley, Georgia
1969 Charlie McClendon, LSU
1970 Charlie McClendon, LSU
1971 Paul Bryant, Alabama
1972 Ralph Jordan, Auburn
1973 Paul Bryant, Alabama
1974 Paul Bryant, Alabama
1975 Ken Cooper, Ole Miss
1976 Vince Dooley, Georgia
1977 Paul Bryant, Alabama
1978 Paul Bryant, Alabama
1979 Paul Bryant, Alabama
1980 Charley Pell, Florida
1981 Paul Bryant, Alabama
1982 George MacIntyre, Vanderbilt
1983 Pat Dye, Auburn
1984 Galen Hall, Florida
1985 Johnny Majors, Tennessee
1986 Billy Brewer, Ole Miss
1987 Bill Curry, Alabama
1988 Pat Dye, Auburn
1989 Bill Curry, Alabama
1990 Steve Spurrier, Florida

NOTE: Discontinued following 1990 season

SEC Coach of the Year

(as voted by the league's coaches)

1935 Jack Meagher, Auburn
1936 Bob Neyland, Tennessee
1937 Ray Morrison, Vanderbilt
1938 Bob Neyland, Tennessee
1939 Bill Alexander, Georgia Tech
1940 Allyn McKeen, Miss. State
1941 Red Sanders, Vanderbilt
1942 Wally Butts, Georgia
1943 No Selection Made
1944 John Barnhill, Tennessee
1945 Frank Thomas, Alabama
1946 Wally Butts, Georgia
1947 John Vaught, Ole Miss
1948 Henry Frnka, Tulane
1949 Gaynell Tinsley, LSU
1950 Bob Neyland, Tennessee
1951 Bobby Dodd, Georgia Tech
1952 Harold Drew, Alabama
1953 Ralph Jordan, Auburn
1954 Blanton Collier, Kentucky
1955 Art Guepe, Vanderbilt
1956 Bowden Wyatt, Tennessee
1957 Wade Walker, Miss. State
1958 Paul Dietzel, LSU
1959 Wally Butts, Georgia
1960 Ray Graves, Florida
1961 Paul Bryant, Alabama
1962 John Vaught, Ole Miss
1963 Ralph Jordan, Auburn
1964 Paul Bryant, Alabama
1965 Doug Dickey, Tennessee
1966 Vince Dooley, Georgia
1967 Doug Dickey, Tennessee
1968 Vince Dooley, Georgia
1969 Charlie McClendon, LSU
1970 Charlie McClendon, LSU
1971 Paul Bryant, Alabama
1972 Ralph Jordan, Auburn
1973 Paul Bryant, Alabama
1974 Paul Bryant, Alabama
1975 Ken Cooper, Ole Miss
1976 Vince Dooley, Georgia
1977 Paul Bryant, Alabama
1978 Vince Dooley, Georgia
1979 Paul Bryant, Alabama
1980 Vince Dooley, Georgia
1981 Paul Bryant, Alabama
1982 George MacIntyre, Vanderbilt
1983 Pat Dye, Auburn
1984 Bill Arnsparger, LSU
1985 Johnny Majors, Tennessee
1986 Bill Arnsparger, LSU
1987 Pat Dye, Auburn
1988 Pat Dye, Auburn
1989 Bill Curry, Alabama
1990 Billy Brewer, Ole Miss
1991 Steve Spurrier, Florida
1992 Gene Stallings, Alabama
1993 Terry Bowden, Auburn
1994 Steve Spurrier, Florida
1995 Steve Spurrier, Florida
1996 Steve Spurrier, Florida
1997 Jim Donnan, Georgia
1998 Phillip Fulmer, Tennessee
1999 Mike DuBose, Alabama
2000 Lou Holtz, South Carolina
2001 Houston Nutt, Arkansas
2002 Mark Richt, Georgia
2003 David Cutcliffe, Ole Miss
2004 Tommy Tuberville, Auburn
2005 Mark Richt, Georgia
2006 Houston Nutt, Arkansas
2007 Sylvester Croom, Mississippi State
2008 Houston Nutt, Ole Miss
Nick Saban, Alabama
Bobby Johnson, Vanderbilt
2009 Nick Saban, Alabama
2010 Steve Spurrier, South Carolina
2011 Les Miles, LSU
2012 Kevin Sumlin, Texas A&M
Will Muschamp, Florida
2013 Gus Malzahn, Auburn
2014 Gary Pinkel, Missouri

NOTE: From 1935-97, voting coordinated by the Nashville Banner newspaper.

SEC Championship Coaches

Paul "Bear" Bryant (14) – Kentucky (1) 1950; Alabama (13) 1961-64-65-66-71-72-73-74-75-77-78-79-81
Johnny Vaught (6) – Ole Miss 1947-54-55-60-62-63
Vince Dooley (6) – Georgia 1966-68-76-80-81-82
Steve Spurrier (6) – Florida 1991-93-94-95-96-2000
Bob Neyland (5) – Tennessee 1938-39-40-46-51
Nick Saban (5) – LSU 2001-03; Alabama 2009-12-15
Frank Thomas (4) – Alabama 1933-34-37-45
Wally Butts (4) – Georgia 1942-46-48-59
Pat Dye (4) – Auburn 1983-87-88-89
Bill Alexander (3) – Georgia Tech 1939-43-44
Johnny Majors (3) – Tennessee 1985-89-90
Bernie Moore (2) – LSU 1935-36
Paul Dietzel (2) – LSU 1958-61
Doug Dickey (2) – Tennessee 1967-69
Bobby Dodd (2) – Georgia Tech 1951-52
Phillip Fulmer (2) – Tennessee 1997-98
Urban Meyer (2) – Florida, 2006-08
Les Miles (2) – LSU 2007-11
Mark Richt (2) – Georgia 2002-05
Ted Cox (1) – Tulane 1934
Red Dawson (1) – Tulane 1939
Allyn McKeen (1) – Mississippi State 1941
Henry Frnka (1) – Tulane 1949
Red Drew (1) – Alabama 1953
Bowden Wyatt (1) – Tennessee 1956
Ralph Jordan (1) – Auburn 1957
Charlie McClendon (1) – LSU 1970
Fran Curci (1) – Kentucky 1976
Bill Arnsparger (1) – LSU 1986
Mike Archer (1) – LSU 1988
Bill Curry (1) – Alabama 1989
Gene Stallings (1) – Alabama 1992
Mike DuBose (1) – Alabama 1999
Tommy Tuberville (1) – Auburn 2004
Gene Chizik (1) - Auburn 2010
Gus Malzahn (1) - Auburn 2013
Gary Pinkel (1) - Missouri 2013

NOTE: Includes ties

WINNINGEST SEC COACHES

ALL GAMES AT SEC INSTITUTIONS

(By Victories)

	Wins	Coach (Schools)	Seasons	W-L-T
1.	292	Paul "Bear" Bryant (Kentucky/Alabama)	UK 1946-53	60-23-5
			UA 1958-82	232-46-9
2.	**206**	**Steve Spurrier (Florida/South Carolina)**	**UF 1990-2001**	**122-27-1**
			SC 2005-present	**84-45**
3.	201	Vince Dooley (Georgia)	1964-88	201-77-10
4.	197	Dan McGugin (Vanderbilt)	1904-17; 1919-34	197-55-19
5.	190	John Vaught (Ole Miss)	1947-70; 1973	190-61-12
6.	176	Ralph "Shug" Jordan (Auburn)	1951-75	176-83-6
7.	173	Robert Neyland (Tennessee)	1926-34; 1936-40; 1946-52	173-31-12
8.	152	Phillip Fulmer (Tennessee)	1992-2008	152-52
9.	140	Wallace Butts (Georgia)	1939-60	140-86-9
10.	137	Charlie McClendon (LSU)	1962-79	137-59-7
11.	**136**	**Mark Richt (Georgia)**	**2001-present**	**136-48**
12.	**134**	**Nick Saban (LSU/Alabama)**	**LS 2000-04**	**48-16**
			UA 2007-present	**86-17**
13.	122	Mike Donahue (Auburn/LSU)	AU 1904-06; 1908-22	99-35-5
			LSU 1923-27	**23-19-3**
14.	115	Johnny Majors (Tennessee)	1977-92	115-62-8
	115	Frank Thomas (Alabama)	1931-46	115-24-7
16.	110	Tommy Tuberville (Ole Miss/Auburn)	UM 1995-98	25-20
			AU 1999-2008	85-40
17.	104	Doug Dickey (Tennessee/Florida)	UT 1964-69	46-15-4
			UF 1970-78	58-42-2
18.	**103**	**Les Miles (LSU)**	**2005-present**	**103-29**
19.	99	Pat Dye (Auburn)	1981-92	99-39-4
	99	Houston Nutt (Ole Miss/Arkansas)	AR 1998-2007	75-48
			UM 2008-2011	24-26
21.	98	Harry Mehre (Georgia/Ole Miss)	UG 1928-37	59-34-6
			UM 1938-45	39-26-1
22.	83	Bernie Moore (LSU)	1935-47	83-39-6
23.	75	Jackie Sherrill (Mississippi State)	1991-2002	75-75-2
24.	70	Ray Graves (Florida)	1960-69	70-31-4
25.	67	Billy Brewer (Ole Miss)	1983-93	67-55-3

Minimum 50 Victories

(By Percentage)

	Pct	Coach (Schools)	Seasons	W-L-T
1.	.829	Robert Neyland (Tennessee)	1926-34; 1936-40; 1946-52	173-31-12
2.	.813	Urban Meyer (Florida)	2005-10	65-15
3.	.8117	Wallace Wade (Alabama)	1923-30	61-13-3
4.	.8116	Frank Thomas (Alabama)	1931-46	115-24-7
5.	**.802**	**Nick Saban (Alabama/LSU)**	**LSU 2000-04**	**48-16**
			UA 2007-present	**86-17**
6.	.797	Paul "Bear" Bryant (Kentucky/Alabama)	UK 1946-53	60-23-5
			UA 1958-82	232-46-9
7.	**.780**	**Les Miles (LSU)**	**2005-present**	**103-29**
8.	.7644	Allyn McKeen (Mississippi State)	1939-48	65-19-3
9.	.7639	G.E. Pyle (Florida)	1909-13	26-7-3
10.	.762	Dan McGugin (Vanderbilt)	1904-17; 1919-34	197-55-19
11.	.748	John Vaught (Ole Miss)	1947-70; 1973	190-61-12
12.	.745	Phillip Fulmer (Tennessee)	1992-2008	152-52
13.	**.740**	**Steve Spurrier (Florida/South Carolina)**	**UF 1990-2001**	**122-27-1**
			USC 2005-present	**84-45**
14.	**.739**	**Mark Richt (Georgia)**	**2001-present**	**136-48**
15.	.731	Terry Bowden (Auburn)	1993-98	47-17-1
16.	.722	John Heisman (Auburn)	1895-99	12-4-2
17.	.718	Bill Battle (Tennessee)	1970-76	59-22-4
18.	.715	Vince Dooley (Georigia)	1964-88	201-77-10
19.	.713	Gene Stallings (Alabama)	1990-96	62-25-0
20.	.711	Pat Dye (Auburn)	1981-92	99-39-4
21.	.698	W.D. Chadwick (Mississippi State)	1909-13	29-12-2
22.	.694	Galen Hall (Florida)	1984-88	37-16-1
23.	.692	Charlie McClendon (LSU)	1962-79	137-59-7
24.	.686	Ray Graves (Florida)	1960-69	70-31-4
25.	.685	Mike Donahue (Auburn/LSU)	AU 1904-06; 1908-22	99-35-5
			LSU 1923-27	23-19-3
26.	.679	W.A. Cunningham (Georgia)	1910-19	43-18-9
27.	.675	Ralph "Shug" Jordan (Auburn)	1951-75	176-83-6
28.	.672	Bernie Moore (LSU)	1935-47	83-39-6
29.	.660	Paul Dietzel (LSU)	1955-61	46-23-3
30.	.649	George Woodruff (Georgia)	1923-27	30-16-1
31.	.647	Tommy Tuberville (Ole Miss/Auburn)	UM 1995-98	25-20
			AU 1999-2008	85-40
32.	.643	Johnny Majors (Tennessee)	1977-92	115-62-8
33.	.641	Doug Dickey (Tennessee/Florida)	UT 1964-69	46-15-4
			UF 1970-78	58-42-2
34.	.633	M.B. Banks (Tennessee)	1921-25	27-15-3
35.	.628	Z.G. Clevenger (Tennessee)	1911-15	26-15-2
36.	.622	Bowden Wyatt (Tennessee)	1955-62	49-29-4
37.	.617	H.R. "Red" Sanders (Vanderbilt)	1940-42; 1946-48	36-22-2
38.	.6152	Harry Mehre (Georgia/Ole Miss)	UG 1928-37	59-34-6
			UM 1938-45	39-26-1
39.	.6149	Wallace Butts (Georgia)	1939-60	140-86-9

Minimum Five Years And .600 Winning Percentage
Active Coaches in Boldface

Paul "Bear" Bryant
Kentucky/Alabama

Wallace Butts
Georgia

Robert Neyland
Tennessee

Dan McGugin
Vanderbilt

Vince Dooley
Georgia

John Vaught
Ole Miss

Ralph "Shug" Jordan
Auburn

Charlie McClendon
LSU

WINNINGEST SEC COACHES

SEC REGULAR-SEASON GAMES

(By Victories)

Wins	Coach (Schools)		Seasons	W-L-T
1.	159	Paul "Bear" Bryant (Kentucky/Alabama)	UK 1946-53	22-18-4
			UA 1958-82	137-28-5
2.	**131**	**Steve Spurrier (Florida/South Carolina)**	**UF 1990-2001**	**87-14**
			SC 2005-present	**44-36**
3.	106	John Vaught (Ole Miss)	1947-70; 1973	106-41-10
4.	105	Vince Dooley (Georgia)	1964-88	105-41-4
5.	98	Ralph "Shug" Jordan (Auburn)	1951-75	98-63-4
	98	Phillip Fulmer (Tennessee)	1992-2008	98-36
7.	**86**	**Nick Saban (Alabama/LSU)**	**LS 2000-04**	**30-12**
			UA 2007-present	**56-12**
8.	**80**	**Mark Richt (Georgia)**	**2001-present**	**80-37**
9.	67	Wallace Butts (Georgia)	1939-60	67-60-5
10.	64	Tommy Tuberville (Ole Miss/Auburn)	UM 1995-98	12-20
			AU 1999-2008	52-29
11.	62	Charlie McClendon (LSU)	1962-79	62-38-0
	62	Robert Neyland (Tennessee)	1926-34; 1936-40; 1946-52	62-15-5
13.	59	Frank Thomas (Alabama)	1931-46	59-16-6
14.	**58**	**Les Miles (LSU)**	**2005-present**	**58-26**
15.	57	Johnny Majors (Tennessee)	1977-92	57-40-3
16.	52	Houston Nutt (Ole Miss/Arkansas)	AR 1998-2007	42-38
			UM 2008-2011	10-24
17.	49	Doug Dickey (Tennessee/Florida)	UT 1964-69	21-10-4
			UF 1970-78	28-28-1
18.	48	Pat Dye (Auburn)	1981-92	48-27-1
19.	43	Jackie Sherrill (Mississippi State)	1991-2003	43-52-1
20.	39	Urban Meyer (Florida)	2005-10	39-13
21.	38	Gene Stallings (Alabama)	1990-96	38-16-0
22.	36	Ray Graves (Florida)	1960-69	36-19-3
23.	34	Harold "Red" Drew (Ole Miss/Alabama)	UM 1946	1-6-0
			UA 1947-54	33-21-7
24.	33	Billy Brewer (Ole Miss)	1983-93	33-41-0
25.	30	Terry Bowden (Auburn)	1993-98	30-14-1

Minimum 25 Victories /Includes SEC Championship Games

(By Percentage)

Pct	Coach (Schools)		Seasons	W-L-T
1.	.787	Robert Neyland (Tennessee)	1926-34; 1936-40; 1946-52	62-15-5
2.	**.781**	**Nick Saban (Alabama/LSU)**	**LSU 2000-04**	**30-12**
			UA 2007-present	**56-12**
3.	.765	Frank Thomas (Alabama)	1931-46	59-16-6
4.	.764	Paul "Bear" Bryant (Kentucky/Alabama)	UK 1946-53	22-18-4
			UA 1958-82	137-28-5
5.	.750	Urban Meyer (Florida)	2005-10	39-13
6.	.731	Phillip Fulmer (Tennessee)	1992-2008	98-36
7.	**.723**	**Steve Spurrier (Florida/South Carolina)**	**UF 1990-2001**	**87-14**
			USC 2005-present	**44-36**
8.	.713	Vince Dooley (Georgia)	1964-88	105-41-4
9.	.707	John Vaught (Ole Miss)	1947-70; 1973	106-41-10
10.	.704	Gene Stallings (Alabama)	1990-96	38-16-0
11.	**.690**	**Les Miles (LSU)**	**2005-present**	**58-26**
12.	**.684**	**Mark Richt (Georgia)**	**2001-present**	**80-37**
13.	.678	Terry Bowden (Auburn)	1993-98	30-14-1
14.	.647	Ray Graves (Florida)	1960-69	36-19-3
15.	.6383	Allyn McKeen (Mississippi State)	1939-48	29-16-2
16.	.6382	Pat Dye (Auburn)	1981-92	48-27-1
17.	.632	Galen Hall (Florida)	1984-88	24-14-0
18.	.625	Jim Donnan (Georgia)	1996-2000	25-15-0
19	.620	Charlie McClendon (LSU)	1962-79	62-38-0
20.	.614	Paul Dietzel (LSU)	1955-61	26-16-2
21.	.606	Ralph "Shug" Jordan (Auburn)	1951-75	98-63-4
22.	.585	Johnny Majors (Tennessee)	1977-92	57-40-3
23.	.566	Tommy Tuberville (Ole Miss/Auburn)	UM 1995-98	12-20
			AU 1999-2008	52-29
24.	.560	Doug Dickey (Tennessee/Florida)	UT 1964-69	21-10-4
			UF 1970-78	28-28-1
25.	.554	Bowden Wyatt (Tennessee)	1955-62	29-23-4
26.	.551	Harold "Red" Drew (Ole Miss/Alabama)	UM 1946	1-6-0
			UA 1947-54	33-21-7
27.	.549	Bill Battle (Tennessee)	1970-76	22-18-1
28.	.527	Wallace Butts (Georgia)	1939-60	67-60-5
29.	.521	David Cutcliffe (Ole Miss)	1998-2004	25-23
30.	.517	Doug Barfield (Auburn)	1976-80	15-14-1
31.	.509	Jack Meagher (Auburn)	1934-42	26-25-7

Minimum Five Years And .500 Winning Percentage/Includes SEC Championship Games
Active Coaches in Boldface

SEC YEAR-BY-YEAR IN THE BOWLS

• The SEC finished the 2014-15 season with a 7-5 (.583) record in bowl games. The SEC has won five or more bowl games each year since 2006 and boasts a 55-29 (.655) record in bowl games since that time.

YEAR	RECORD	BOWLS
1934	2-0	Rose (UA 29, Stanford 13), Sugar (Tulane 20, Temple 14)
1935	0-2	Sugar (TCU 3, LSU 2), Orange (Catholic 20, UM 19)
1936	0-2-1	Bacardi (AU 7, Villanova 7), Sugar (Santa Clara 21, LSU 14), Orange (Duquesne 13, MSU 12).
1937	1-2	Rose (California 13, UA 0), Orange (AU 6, Mich. State 0), Sugar (Santa Clara 6, LSU 0).
1938	1-0	Orange (UT 17, Oklahoma 0).
1939	1-2	Orange (Ga. Tech 21, Missouri 7), Rose (Southern Cal 14, UT 0), Sugar (Texas A&M 14, Tulane 13).
1940	1-1	Orange (MSU 14, Georgetown 7), Sugar (Boston College 19, UT 13).
1941	2-0	Cotton (UA 29, Texas A&M 21), Orange (UGA 40, TCU 26).
1942	3-1	Orange (UA 37, Boston Coll. 21), Rose (UGA 9, UCLA 0), Cotton (Texas 14, Ga. Tech 7), Sugar (UT 14, Tulsa 7).
1943	2-0	Sugar (Ga. Tech 20, Tulsa 18), Orange (LSU 19, Texas A&M 14).
1944	0-3	Sugar (Duke 29, UA 26), Orange (Tulsa 26, Ga. Tech 12), Rose (Southern Cal 25, UT 0).
1945	2-0	Rose (UA 34, Southern Cal 14), Oil (UGA 20, Tulsa 6).
1946	2-1-1	Sugar (UGA 20, No. Caro. 10), Oil (Ga. Tech 41, St. Mary's 19), Cotton (LSU 0, Ark. 0), Orange (Rice 8, UT 0).
1947	3-1-1	Sugar (Texas 27, UA 7), Gator (UGA 20, Maryland 20), Orange (Ga. Tech 20, Kansas 14), Great Lakes (UK 24, Villanova 14), Delta (UM 13, TCU 9).
1948	0-1	Orange (Texas 41, UGA 28).
1949	0-2	Orange (Santa Clara 21, UK 13), Sugar (Oklahoma 35, LSU 0).
1950	2-1	Presidential Cup (Texas A&M 40, UGA 20), Sugar (UK 13, Oklahoma 7), Cotton (UT 20, Texas 14).
1951	2-1	Orange (Ga. Tech 17, Baylor 14), Cotton (UK 20, TCU 7), Sugar (Maryland 28, UT 13).
1952	2-1*	Orange (UA 61, Syracuse 6), Gator (UF 14, Tulsa 13), Sugar (Ga. Tech 24, UM 7), Cotton (Texas 16, UT 0).
1953	1-2	Cotton (Rice 28, UA 6), Gator (Texas Tech 35, AU 13), Sugar (Ga. Tech 42, West Va. 19)
1954	2-1	Gator (AU 33, Baylor 13), Cotton (Ga. Tech 14, Arkansas 6), Sugar (Navy 21, UM 0).
1955	2-0*	Gator (VU 25, AU 13), Sugar (Ga. Tech 7, Pitt 0), Cotton (UM 14, TCU 13).
1956	1-1	Gator (Ga. Tech 21, Pitt 14), Sugar (Baylor 13, UT 7).
1957	2-0	Sugar (UM 39, Texas 7), Gator (UT 3, Texas A&M 0).
1958	1-0*	Gator (UM 7, UF 3), Sugar (LSU 7, Clemson 0).
1959	1-2*	Liberty (Penn St. 7, UA 0), Orange (UGA 14, Missouri 0), Gator (Ark. 14, Ga. Tech 7), Sugar (UM 21, LSU 0).
1960	2-0-1	Bluebonnet (UA 3, Texas 3), Gator (UF 13, Baylor 12), Sugar (UM 14, Rice 6).
1961	2-2	Sugar (UA 10, Ark. 3), Gator (Penn St. 30, Ga. Tech 15), Orange (LSU 25, Colorado 7), Cotton (Texas 12, UM 7).
1962	4-1	Orange (UA 17, Oklahoma 0), Gator (UF 17, Penn St. 7), Bluebonnet (Missouri 14, Ga. Tech 10), Cotton (LSU 13, Texas 0), Sugar (UM 17, Ark. 13).
1963	1-2*	Sugar (UA 12, UM 7), Orange (Nebraska 13, AU 7), Bluebonnet (Baylor 14, LSU 7), Liberty (MSU 16, N.C. State 12).
1964	2-2	Orange (Texas 21, UA 17), Sun (UGA 7, Texas Tech 0), Sugar (LSU 13, Syracuse 10), Bluebonnet (Tulsa 14, UM 7).
1965	3-1*	Orange (UA 39, Nebraska 28), Liberty (UM 13, AU 7), Sugar (Missouri 20, UF 18), Cotton (LSU 14, Ark. 7), Bluebonnet (UT 27, Tulsa 6).
1966	4-1	Sugar (UA 34, Nebraska 7), Orange (UF 27, Ga. Tech 12), Cotton (UGA 24, SMU 9), Bluebonnet (Texas 19, UM 0), Gator (UT 18, Syracuse 12).
1967	1-4	Cotton (Texas A&M 20, UA 16), Liberty (N.C. State 14, UGA 7), Sugar (LSU 20, Wyoming 13), Sun (UTEP 14, UM 7), Orange (Oklahoma 26, UT 24).
1968	3-3	Gator (Missouri 35, UA 10), Sun (AU 34, Arizona 10), Sugar (Ark. 16, UGA 2), Peach (LSU 31, Fla. State 27), Liberty (UM 34, Va. Tech 17), Cotton (Texas 36, UT 13).
1969	1-3*	Liberty (Colorado 47, UA 33), Astro-Bluebonnet (Houston 36, AU 7), Gator (UF 14, UT 13), Sun (Nebraska 45, UGA 6), Sugar (UM 27, Ark. 22).
1970	1-1-1*	Astro-Bluebonnet (UA 24, Okla. 24), Gator (AU 35, UM 28), Orange (Nebraska 17, LSU 12), Sugar (UT 34, Air Force 13).
1971	4-2	Orange (Nebraska 38, UA 6), Sugar (Okla. 40, AU 22), Gator (UGA 7, No. Caro. 3), Sun (LSU 33, Iowa St. 15), Peach (UM 41, Ga. Tech 18), Liberty (UT 14, Ark. 13).
1972	1-1*	Cotton (Texas 17, UA 13), Gator (AU 24, Colorado 3), Astro-Bluebonnet (UT 24, LSU 17).
1973	1-5	Sugar (Notre Dame 24, UA 23), Sun (Missouri 34, AU 17), Tangerine (Miami, Ohio 16, UF 7), Peach (UGA 17, Maryland 16), Orange (Penn St. 16, LSU 9), Gator (Texas Tech 28, UT 19).
1974	3-3-1	Orange (Notre Dame 13, UA 11), Gator (AU 27, Texas 3), Sugar (Nebraska 13, UF 10), Tangerine (Miami, Ohio 21, UGA 10), Sun (MSU 26, No. Caro. 24), Liberty (UT 7, Maryland 3), Peach (VU 6, Texas Tech 6).
1975	1-2	Sugar (UA 13, Penn St. 6), Gator (Maryland 13, UF 0), Cotton (Ark. 31, UGA 10).
1976	2-2	Liberty (UA 36, UCLA 6), Sun (Texas A&M 37, UF 14), Sugar (Pitt 27, UGA 3), Peach (UK 21, No. Caro. 0).
1977	1-1	Sugar (UA 35, Ohio St. 6), Sun (Stanford 24, LSU 14).
1978	1-2	Sugar (UA 14, Penn St. 7), Bluebonnet (Stanford 25, UGA 22), Liberty (Missouri 20, LSU 15).
1979	2-1	Sugar (UA 24, Ark. 9), Tangerine (LSU 34, Wake Forest 10), Bluebonnet (Purdue 27, UT 22).
1980	3-1	Cotton (UA 30, Baylor 2), Tangerine (UF 35, Maryland 20), Sugar (UGA 17, Notre Dame 10), Sun (Nebraska 31, MSU 17).
1981	2-3	Cotton (Texas 14, UA 12), Peach (West Va. 26, UF 6), Sugar (Pitt 24, UGA 20), Hall of Fame (MSU 10, Kansas 0), Garden State (UT 28, Wisconsin 21).
1982	2-5	Liberty (UA 21, Illinois 15), Tangerine (AU 33, Boston Coll. 26), Bluebonnet (Ark. 28, UF 24), Sugar (Penn St. 27, UGA 23), Orange (Nebraska 21, LSU 20), Peach (Iowa 28, UT 22), Hall of Fame (Air Force 36, VU 28).
1983	5-2	Sun (UA 28, SMU 7), Sugar (AU 9, Michigan 7), Gator (UF 14, Iowa 6), Cotton (UGA 10, Texas 9), Hall of Fame (West Va. 20, UK 16), Independence (Air Force 9, UM 3), Florida Citrus (UT 30, Maryland 23).
1984	2-2-1	Liberty (AU 21, Ark. 15), Florida Citrus (UGA 17, Fla. State 17), Hall of Fame (UK 20, Wisconsin 19), Sugar (Nebraska 28, LSU 20), Sun (Maryland 28, UT 27).
1985	2-2-1	Aloha (UA 24, Southern Cal 3), Cotton (Texas A&M 36, AU 16), Sun (UGA 13, Arizona 13), Liberty (Baylor 21, LSU 7), Sugar (UT 35, Miami, Fla. 7).

1986	4-2	Sun (UA 28, Washington 6), Florida Citrus (AU 16, Southern Cal 7), Hall of Fame (Boston Coll. 27, UGA 23), Sugar (Nebraska 30, LSU 13), Independence (UM 20, Texas Tech 17), Liberty (UT 21, Minnesota 14).
1987	3-2-1	Hall of Fame (Michigan 28, UA 24), Sugar (AU 16, Syracuse 16), Aloha (UCLA 20, UF 16), Liberty (UGA 20, Ark. 17), Gator (LSU 30, South Caro. 13), Peach (UT 27, Indiana 22).
1988	3-2	Sun (UA 29, Army 28), Sugar (Fla. State 13, AU 7), All-American (UF 14, Illinois 10), Gator (UGA 34, Mich. St. 27), Hall of Fame (Syracuse 23, LSU 10).
1989	3-3	Sugar (Miami, Fla. 33, UA 25), Hall of Fame (AU 31, Ohio St. 14), Freedom (Washington 34, UF 7), Peach (Syracuse 19, UGA 18), Liberty (UM 42, Air Force 29), Cotton UT 31, Ark. 27).
1990	2-2	Fiesta (Louisville 34, UA 7), Peach (AU 27, Indiana 23), Gator (Michigan 35, UM 3), Sugar (UT 23, Virginia 22).
1991	2-3	Blockbuster (UA 30, Colorado 25), Sugar (Notre Dame 39, UF 28), Independence (UGA 24, Ark. 15), Liberty (Air Force 38, MSU 15), Fiesta (Penn St. 42, UT 17).
1992	5-1	Gator (UF 27, N.C. State 10), Liberty (UM 13, Air Force 0), Hall of Fame (UT 38, Boston Coll. 23), Florida Citrus (UGA 21, Ohio St. 14), Sugar (UA 34, Miami, Fla. 13), Peach (North Caro. 21, MSU 17).
1993	2-2	Peach (Clemson 14, UK 13), Gator (UA 24, No. Caro. 10), Florida Citrus (Penn St. 31, UT 13), Sugar (UF 41, West Va. 14).
1994	3-2	Gator (UT 45, Va. Tech 23), Peach (N.C. State 28, MSU 24), Carquest (South Caro. 24, West. Va. 21), Florida Citrus (UA 24, Ohio State 17), Sugar (Fla. State 23, UF 17).
1995	2-4	Independence (LSU 45, Mich. State 26), Carquest (No. Caro. 20, Ark. 10), Peach (Virginia 34, UGA 27), Outback (Penn St. 43, AU 14), Florida Citrus (UT 20, Ohio State 14), Fiesta (Nebraska 62, UF 24).
1996	5-0	Independence (AU 32, Army 29), Peach (LSU 10, Clemson 7), Outback (UA 17, Michigan 14), Florida Citrus (UT 45, Northwestern 28), Sugar (UF 52, Fla. State 20).
1997	5-1	Motor City (UM 34, Marshall 31), Independence (LSU 27, Notre Dame 9), Peach (AU 21, Clemson 17), Outback (UGA 33, Wisconsin 6), Florida Citrus (UF 21, Penn St. 6), Orange (Nebraska 42, UT 17).
1998	4-4	Music City (Va. Tech 35, UA 7), Peach (UGA 35, Virginia 33), Independence (UM 35, Texas Tech 18), Outback (Penn St. 26, UK 14), Cotton (Texas 38, MSU 11), Florida Citrus (Michigan 45, Ark. 31), Orange (UF 31, Syracuse 10), Fiesta (UT 23, Fla. State 16).
1999	4-4	Music City (Syracuse 20, UK 13), Peach (MSU 17, Clemson 7), Independence (UM 27, Oklahoma 25), Outback (UGA 28, Purdue 25-OT), Cotton (Ark. 27, Texas 6), Florida Citrus (Michigan St. 37, UF 34), Orange (Michigan 35, UA 34-OT), Fiesta (Nebraska 31, UT 21).
2000	4-5	Las Vegas (UNLV 31, Arkansas 14), Oahu (Georgia 37, Virginia 14), Music City (West Virginia 49, Ole Miss 38), Peach (LSU 28, Georgia Tech 14), Independence (Miss. State 43, Texas A&M 41-OT), Outback (South Carolina 24, Ohio State 7), Cotton (Kansas State 35, Tennessee 21), Florida Citrus (Michigan 31, Auburn 28), Sugar (Miami, Fla. 37, Florida 20).
2001	5-3	Independence (Alabama 14, Iowa State 13), Music City (Boston College 20, Georgia 16), Peach (North Carolina 16, Auburn 10), Cotton (Oklahoma 10, Arkansas 3), Outback (South Carolina 31, Ohio State 28), Florida Citrus (Tennessee 45, Michigan 17), Orange (Florida 56, Maryland 23), Sugar (LSU 47, Illinois 34).
2002	3-4	Independence (Ole Miss 27, Nebraska 23), Music City (Minnesota 29, Arkansas 14), Peach (Maryland 30, Tennessee 3), Outback (Michigan 38, Florida 30), Cotton (Texas 35, LSU 20), Capital One (Auburn 13, Penn State 9), Sugar (Georgia 26, Florida State 13).
2003	5-2	Music City (Auburn, 28, Wisconsin 14), Independence (Arkansas 27, Missouri 14), Outback (Iowa 37, Florida 17), Capital One (Georgia 34, Purdue 27, OT), Cotton (Ole Miss 31, Oklahoma State 28), Peach (Clemson 27, Tennessee 14), Sugar (LSU 21, Oklahoma 14).
2004	3-3	Music City (Minnesota 20, Alabama 16), Peach (Miami, Fla., 27, Florida 10), Outback (Georgia 24, Wisconsin 21), Cotton (Tennessee 38, Texas A&M 7), Capital One (Iowa 30, LSU 25), Sugar (Auburn 16, Virginia Tech 13).
2005	3-3	Independence (Missouri 38, South Carolina 31), Chick-fil-A (LSU 40, Miami, Fla. 3), Outback (Florida 31, Iowa 24), Cotton (Alabama 13, Texas Tech 10), Capital One (Wisconsin 24, Auburn 10), Sugar (West Virginia 38, Georgia 35).
2006	6-3	Independence (Oklahoma State 34, Alabama 31); Music City (Kentucky 28, Clemson 20); Autozone (South Carolina 44, Houston 36; Chick-fil-A (Georgia 31, Virginia Tech 24); Outback (Penn State 20, Tennessee 10); Cotton (Auburn 17, Nebraska 14); Capital One (Wisconsin 17, Arkansas 14); Sugar (LSU 41, Notre Dame 14); BCS Championship (Florida 41, Ohio State 14).
2007	7-2	Liberty (Mississippi State 10, Central Florida 3); Independence (Alabama 30, Colorado 24); Music City (Kentucky 35, Florida State 28); Chick-fil-A (Auburn 23, Clemson 20, OT); Cotton (Missouri 38, Arkansas 7); Outback (Tennessee 21, Wisconsin 17); Capital One (Michigan 41, Florida 35); Sugar (Georgia 41, Hawaii 10); BCS Championship (LSU 38, Ohio State 24).
2008	6-2	Music City (Vanderbilt 16, Boston College 14); Chick-fil-A (LSU 38, Georgia Tech 3); Cotton (Ole Miss 47, Texas Tech 34); Outback (Iowa 31, South Carolina 10); Capital One (Georgia 24, Michigan State); Liberty (Kentucky 25, East Carolina 19); Sugar (Utah 31, Alabama 17); BCS Championship (Florida 24, Oklahoma 14).
2009	6-4	Music City (Clemson 21, Kentucky 13); Independence Bowl (Georgia 44, Texas A&M 20); Chick-fil-A (Virginia Tech 37, Tennessee 14); Outback (Auburn 38, Northwestern 35, OT); Capital One (Penn State 19, LSU 17); Sugar (Florida 51, Cincinnati 24); Papajohn's (Connecticut 20, South Carolina 7); Cotton (Ole Miss 21, Oklahoma State 7); Liberty (Arkansas 20, East Carolina 7); BCS Championship (Alabama 37, Texas 21).
2010	5-5	Music City (North Carolina 30, Tennessee 27, OT); Liberty (Central Florida 10, Georgia 6); Chick-fil-A (Florida State 26, South Carolina 17); Outback (Florida 27, Penn State 24); Capital One (Alabama 49, Michigan State 7); Gator (Mississippi State 52, Michigan 14); Sugar (Ohio State 31, Arkansas 26); Cotton (LSU 41, Texas A&M 24); BBVA Compass (Pittsburgh 27, Kentucky 10); BCS Championship (Auburn 22, Oregon 19).
2011	5-2	Music City (Mississippi State 23, Wake Forest 17); Liberty (Cincinnati 31, Vanderbilt 24); Chick-fil-A (Auburn 43, Virginia 24); Outback (Michigan State 33, Georgia 30 3OT); Capital One (South Carolina 30, Nebraska 13); Gator (Florida 24, Ohio State 17); Cotton (Arkansas 29, Kansas State 16); BCS Championship (Alabama 21, LSU 0).
2012	6-3	Music City (Vanderbilt 38, N.C. State 24); Chick-fil-A (Clemson 25, LSU 24); Outback (South Carolina 33, Michigan 28); Capital One (Georgia 45, Nebraska 31); Gator (Northwestern 34, Mississippi State 20); Cotton (Texas A&M 41, Oklahoma 13); BBVA (Ole Miss 38, Pittsburgh 17); Sugar (Louisville 33, Florida 23); BCS Championship (Alabama 42, Notre Dame 14).
2013	7-3	Music City (Ole Miss 25, Georgia Tech 17); Liberty (Mississippi State 44, Rice 7); Chick-fil-A (Texas A&M 52, Duke 48); Gator (Nebraska 24, Georgia 19); Capital One (South Carolina 34, Wisconsin 24); Outback (LSU 21, Iowa 14); Sugar (Oklahoma 45, Alabama 31); Cotton (Missouri 41, Oklahoma State 31); BBVA (Vanderbilt 41, Houston 24); BCS Championship (Florida State 34, Auburn 31).
2014	7-5	Independence (South Carolina 24, Miami 21); Liberty (Texas A&M 45, West Virginia 37); Texas (Arkansas 31, Texas 7); Music City (Notre Dame 31, LSU 28); Belk (Georgia 37, Louisville 14); Chick-fil-A Peach (TCU 42, Ole Miss 3); Orange (Georgia Tech 49, Mississippi State 34); Outback (Wisconsin 34, Auburn 31 OT); Citrus (Missouri 33, Minnesota 17); Sugar/CFP Semis (Ohio State 42, Alabama 35); Gator (Tennessee 45, Iowa 28); Birmingham (Florida 28, East Carolina 20).

* - Record does not include SEC vs. SEC bowl games.

BOWL GAMES OF SEC MEMBERS

(Listed by Schools)

ALABAMA

(Won 35, Lost 24, Tied 3)

1-1-26	Rose Bowl	20	Washington 19
1-1-27	Rose Bowl	7	Stanford 7
1-1-31	Rose Bowl	24	Washington State 0
1-1-35	Rose Bowl	29	Stanford 13
1-1-38	Rose Bowl	0	California 13
1-1-42	Cotton Bowl	29	Texas A&M 21
1-1-43	Orange Bowl	37	Boston College 21
1-1-45	Sugar Bowl	26	Duke 29
1-1-46	Rose Bowl	34	Southern Cal 14
1-1-48	Sugar Bowl	7	Texas 27
1-1-53	Orange Bowl	61	Syracuse 6
1-1-54	Cotton Bowl	6	Rice 28
12-9-59	Liberty Bowl	0	Penn State 7
12-17-60	Bluebonnet Bowl	3	Texas 3
1-1-62	Sugar Bowl	10	Arkansas 3
1-1-63	Orange Bowl	17	Oklahoma 0
1-1-64	Sugar Bowl	12	Ole Miss 7
1-1-65	Orange Bowl	17	Texas 21
1-1-66	Orange Bowl	39	Nebraska 28
1-2-67	Sugar Bowl	34	Nebraska 7
1-1-68	Cotton Bowl	16	Texas A&M 20
12-28-68	Gator Bowl	10	Missouri 35
12-13-69	Liberty Bowl	33	Colorado 47
12-31-70	Bluebonnet Bowl	24	Oklahoma 24
1-1-72	Orange Bowl	6	Nebraska 38
1-1-73	Cotton Bowl	13	Texas 17
1-1-74	Sugar Bowl	23	Notre Dame 24
1-1-75	Orange Bowl	11	Notre Dame 13
12-31-75	Sugar Bowl	13	Penn State 6
12-20-76	Liberty Bowl	36	UCLA 6
1-2-78	Sugar Bowl	35	Ohio State 6
1-1-79	Sugar Bowl	14	Penn State 7
1-1-80	Sugar Bowl	24	Arkansas 9
1-1-81	Cotton Bowl	30	Baylor 2
1-1-82	Cotton Bowl	12	Texas 14
12-29-82	Liberty Bowl	21	Illinois 15
12-24-83	Sun Bowl	28	SMU 7
12-28-85	Aloha Bowl	24	Southern Cal 3
12-25-86	Sun Bowl	28	Washington 6
1-2-88	Hall of Fame Bowl	24	Michigan 28
12-29-88	Sun Bowl	29	Army 28
1-1-90	Sugar Bowl	25	Miami 33
1-1-91	Fiesta Bowl	7	Louisville 34
12-28-91	Blockbuster Bowl	30	Colorado 25
1-1-93	Sugar Bowl	34	Miami 13
12-31-93	Gator Bowl	24	North Carolina 10
1-2-95	Citrus Bowl	24	Ohio State 17
1-1-97	Outback Bowl	17	Michigan 14
12-29-98	Music City Bowl	7	Virginia Tech 35
1-1-2000	Orange Bowl	34	Michigan (OT) 35
12-27-01	Independence Bowl	14	Iowa State 13
12-31-04	Music City Bowl	16	Minnesota 20
1-2-06	Cotton Bowl	13	Texas Tech 10
12-28-06	Independence Bowl	31	Oklahoma State 34
12-30-07	Independence Bowl	30	Colorado 24
1-2-09	Sugar Bowl	17	Utah 31
1-7-10	BCS Championship	37	Texas 21
1-1-11	Capital One Bowl	49	Michigan State 7
1-9-12	BCS Championship	21	LSU 0
1-7-13	BCS Championship	42	Notre Dame 14
1-2-14	Sugar Bowl	31	Oklahoma 45
1-1-15	Sugar Bowl (CFP Semis)	35	Ohio State 42

ARKANSAS

(Won 14, Lost 23, Tied 3)

1-1-34	Dixie Bowl	7	Centenary 7
1-1-47	Cotton Bowl	0	LSU 0
1-1-48	Dixie Bowl	21	William & Mary 19
1-1-55	Cotton Bowl	6	Georgia Tech 14
1-2-60	Gator Bowl	14	Georgia Tech 7
1-1-61	Cotton Bowl	6	Duke 7
1-1-62	Sugar Bowl	3	Alabama 10
1-1-63	Sugar Bowl	13	Ole Miss 17
1-1-65	Cotton Bowl	10	Nebraska 7
1-1-66	Cotton Bowl	7	LSU 14
1-1-69	Sugar Bowl	16	Georgia 2
1-1-70	Sugar Bowl	22	Ole Miss 27
12-20-71	Liberty Bowl	13	Tennessee 14
1-1-76	Cotton Bowl	31	Georgia 10
1-2-78	Orange Bowl	31	Oklahoma 6
12-25-78	Fiesta Bowl	10	UCLA 10
1-1-80	Sugar Bowl	9	Alabama 24
12-27-80	Hall of Fame Bowl	34	Tulane 15
12-28-81	Gator Bowl	27	North Carolina 31
12-31-82	Bluebonnet Bowl	28	Florida 24
12-27-84	Liberty Bowl	15	Auburn 21
12-22-85	Holiday Bowl	18	Arizona State 17
1-1-87	Orange Bowl	8	Oklahoma 42
12-29-87	Liberty Bowl	17	Georgia 20
1-2-89	Cotton Bowl	3	UCLA 17
1-1-90	Cotton Bowl	27	Tennessee 31
12-29-91	Independence Bowl	15	Georgia 24
12-30-95	Carquest Bowl	10	North Carolina 20
1-1-99	Citrus Bowl	31	Michigan 45
1-1-2000	Cotton Bowl	27	Texas 6
12-21-2000	Las Vegas Bowl	14	UNLV 31
1-1-02	Cotton Bowl	3	Oklahoma 10
12-30-02	Music City Bowl	14	Minnesota 29
12-31-03	Independence Bowl	27	Missouri 14
1-1-07	Capital One Bowl	14	Wisconsin 14
1-1-08	Cotton Bowl	7	Missouri 38
1-2-10	Liberty Bowl	20	East Carolina 17
1-4-11	Sugar Bowl	26	Ohio State 31
1-6-12	Cotton Bowl	29	Kansas State 16
12-29-14	Texas Bowl	31	Texas 7

AUBURN

(Won 22, Lost 15, Tied 2)

1-1-37	Rhumba Bowl	7	Villanova 7
1-1-38	Orange Bowl	6	Michigan State 0
1-1-54	Gator Bowl	13	Texas Tech 35
12-31-54	Gator Bowl	33	Baylor 13
12-31-55	Gator Bowl	13	Vanderbilt 25
1-1-64	Orange Bowl	7	Nebraska 13
12-18-65	Liberty Bowl	7	Ole Miss 13
12-28-68	Sun Bowl	34	Arizona 10
12-31-69	Bluebonnet Bowl	7	Houston 36
1-2-71	Gator Bowl	35	Ole Miss 28
1-1-72	Sugar Bowl	22	Oklahoma 40
12-30-72	Gator Bowl	24	Colorado 3
12-29-73	Sun Bowl	17	Missouri 34
12-30-74	Gator Bowl	27	Texas 3
12-18-82	Tangerine Bowl	33	Boston College 26
1-2-84	Sugar Bowl	9	Michigan 7
12-27-84	Liberty Bowl	21	Arkansas 15
1-1-86	Cotton Bowl	16	Texas A&M 36
1-1-87	Citrus Bowl	16	Southern Cal 7
1-1-88	Sugar Bowl	16	Syracuse 16
1-2-89	Sugar Bowl	7	Florida State 13
1-1-90	Hall of Fame Bowl	31	Ohio State 14
12-29-90	Peach Bowl	27	Indiana 23
1-1-96	Outback Bowl	14	Penn State 43
12-31-96	Independence Bowl	32	Army 29
1-2-98	Peach Bowl	21	Clemson 17
1-1-2001	Florida Citrus Bowl	28	Michigan 31
12-31-01	Peach Bowl	10	North Carolina 16
1-1-03	Capital One Bowl	13	Penn State 9
12-31-03	Music City Bowl	28	Wisconsin 14
1-3-05	Sugar Bowl	16	Virginia Tech 13
1-2-06	Capital One Bowl	10	Wisconsin 24
1-1-07	Cotton Bowl	17	Nebraska 14
12-31-07	Chick-fil-A Bowl	23	Clemson 20 OT
1-1-10	Outback Bowl	38	Northwestern 35 OT
1-10-11	BCS Championship	22	Oregon 19
12-31-11	Chick-fil-A Bowl	43	Virginia 24
1-6-14	BCS Championship	31	Florida State 34
1-1-15	Outback Bowl	31	Wisconsin 34 OT

FLORIDA

(Won 21, Lost 20)

1-1-53	Gator Bowl	14	Tulsa 13
12-27-58	Gator Bowl	3	Ole Miss 7
12-31-60	Gator Bowl	13	Baylor 12
12-28-62	Gator Bowl	17	Penn State 7
1-1-66	Sugar Bowl	18	Missouri 20
1-2-67	Orange Bowl	27	Georgia Tech 12
12-27-69	Gator Bowl	14	Tennessee 13
12-22-73	Tangerine Bowl	7	Miami (Ohio) 16
12-31-74	Sugar Bowl	10	Nebraska 13
12-29-75	Gator Bowl	0	Maryland 13

1-2-77	Sun Bowl	14	Texas A&M 37
12-20-80	Tangerine Bowl	35	Maryland 20
12-31-81	Peach Bowl	6	West Virginia 26
12-31-82	Bluebonnet Bowl	24	Arkansas 28
12-30-83	Gator Bowl	14	Iowa 6
12-25-87	Aloha Bowl	16	UCLA 20
12-29-88	All-American Bowl	14	Illinois 10
12-30-89	Freedom Bowl	7	Washington 34
1-1-92	Sugar Bowl	28	Notre Dame 39
12-31-92	Gator Bowl	27	N.C. State 10
1-1-94	Sugar Bowl	41	West Virginia 7
1-2-95	Sugar Bowl	17	Florida State 23
1-2-96	Fiesta Bowl	24	Nebraska 62
1-2-97	Sugar Bowl	52	Florida State 20
1-1-98	Citrus Bowl	21	Penn State 6
1-2-99	Orange Bowl	31	Syracuse 10
1-1-2000	Citrus Bowl	34	Michigan State 37
1-2-2001	Sugar Bowl	20	Miami (Fla.) 37
1-2-02	Orange Bowl	56	Maryland 23
1-1-03	Outback Bowl	30	Michigan 38
1-1-04	Outback Bowl	17	Iowa 37
12-31-04	Peach Bowl	10	Miami (Fla.) 27
1-2-06	Outback Bowl	31	Iowa 24
1-8-07	BCS Championship	41	Ohio State 14
1-1-08	Capital One Bowl	35	Michigan 41
1-1-09	BCS Championship	24	Oklahoma 14
1-1-10	Sugar Bowl	51	Cincinnati 24
1-1-11	Outback Bowl	37	Penn State 24
1-1-12	Gator Bowl	24	Ohio State 17
1-2-13	Sugar Bowl	23	Louisville 33
1-3-15	Birmingham Bowl	28	East Carolina 20

GEORGIA

(Won 28, Lost 19, Tied 3)

1-1-42	Orange Bowl	40	TCU 26
1-1-43	Rose Bowl	9	UCLA 0
1-1-46	Oil Bowl	20	Tulsa 6
1-1-47	Sugar Bowl	20	North Carolina 10
1-1-48	Gator Bowl	20	Maryland 20
1-1-49	Orange Bowl	28	Texas 41
12-9-50	Presidential Bowl	20	Texas A&M 40
1-1-60	Orange Bowl	14	Missouri 0
12-26-64	Sun Bowl	7	Texas Tech 0
12-31-66	Cotton Bowl	24	SMU 9
12-16-67	Liberty Bowl	7	N.C. State 14
1-1-69	Sugar Bowl	2	Arkansas 16
12-20-69	Sun Bowl	6	Nebraska 45
12-31-71	Gator Bowl	7	North Carolina 3
12-28-73	Peach Bowl	17	Maryland 16
12-20-74	Tangerine Bowl	10	Miami (Ohio) 21
1-1-76	Cotton Bowl	10	Arkansas 31
1-1-77	Sugar Bowl	3	Pittsburgh 27
12-31-78	Bluebonnet Bowl	22	Stanford 25
1-1-81	Sugar Bowl	17	Notre Dame 10
1-1-82	Sugar Bowl	20	Pittsburgh 24
1-1-83	Sugar Bowl	23	Penn State 27
1-2-84	Cotton Bowl	10	Texas 9
12-22-84	Citrus Bowl	17	Florida State 17
12-28-85	Sun Bowl	13	Arizona 13
12-23-86	Hall of Fame Bowl	24	Boston College 27
12-29-87	Liberty Bowl	20	Arkansas 17
1-1-89	Gator Bowl	34	Michigan State 27
12-30-89	Peach Bowl	18	Syracuse 19
12-29-91	Independence Bowl	24	Arkansas 15
1-1-93	Citrus Bowl	21	Ohio State 14
12-30-95	Peach Bowl	27	Virginia 34
1-1-98	Outback Bowl	33	Wisconsin 6
12-31-98	Peach Bowl	35	Virginia 33
1-1-2000	Outback Bowl	28	Purdue (OT) 25
12-24-2000	Oahu Bowl	37	Virginia 14
12-28-01	Music City Bowl	16	Boston College 20
1-1-03	Sugar Bowl	26	Florida State 13
1-1-04	Capital One Bowl	34	Purdue (OT) 27
1-1-05	Outback Bowl	24	Wisconsin 21
1-2-06	Sugar Bowl	35	West Virginia 38
12-30-06	Chick-fil-A	31	Virginia Tech 24
1-1-08	Sugar Bowl	41	Hawaii 10
1-1-09	Capital One Bowl	24	Michigan State 12
12-28-09	Independence Bowl	44	Texas A&M 20
12-31-10	Liberty Bowl	6	Central Florida 10
1-1-12	Outback Bowl	30	Michigan State 33 (3OT)
1-1-13	Capital One Bowl	45	Nebraska 31
1-1-14	Gator Bowl	19	Nebraska 24
12-30-14	Belk Bowl	37	Louisville 14

KENTUCKY

(Won 8, Lost 7)

12-6-47	Great Lakes Bowl	24	Villanova 14
1-2-50	Orange Bowl	13	Santa Clara 21
1-1-51	Sugar Bowl	13	Oklahoma 7
1-1-52	Cotton Bowl	20	TCU 7
12-31-76	Peach Bowl	21	North Carolina 0
12-22-83	Hall of Fame Bowl	16	West Virginia 20
12-29-84	Hall of Fame Bowl	20	Wisconsin 19
12-31-93	Peach Bowl	13	Clemson 14
1-1-99	Outback Bowl	14	Penn State 26
12-29-99	Music City Bowl	13	Syracuse 20
12-29-06	Music City Bowl	28	Clemson 20
12-31-07	Music City Bowl	35	Florida State 28
1-2-09	Liberty Bowl	25	East Carolina 19
12-27-09	Music City Bowl	13	Clemson 21
1-8-11	BBVA Compass Bowl	10	Pittsburgh 27

LSU

(Won 23, Lost 22, Tied 1)

1-1-36	Sugar Bowl	2	TCU 3
1-1-37	Sugar Bowl	14	Santa Clara 21
1-1-38	Sugar Bowl	0	Santa Clara 6
1-1-44	Orange Bowl	19	Texas A&M 14
1-1-47	Cotton Bowl	0	Arkansas 0
1-2-50	Sugar Bowl	0	Oklahoma 35
1-1-59	Sugar Bowl	7	Clemson 0
1-1-60	Sugar Bowl	0	Ole Miss 21
1-1-62	Orange Bowl	25	Colorado 7
1-1-63	Cotton Bowl	13	Texas 0
12-21-63	Bluebonnet Bowl	7	Baylor 14
1-1-65	Sugar Bowl	13	Syracuse 10
1-1-66	Cotton Bowl	14	Arkansas 7
1-1-68	Sugar Bowl	20	Wyoming 13
12-30-68	Peach Bowl	31	Florida State 27
1-1-71	Orange Bowl	12	Nebraska 17
12-18-71	Sun Bowl	33	Iowa State 15
12-30-72	Bluebonnet Bowl	17	Tennessee 24
1-1-74	Orange Bowl	9	Penn State 16
12-31-77	Sun Bowl	14	Stanford 24
12-23-78	Liberty Bowl	15	Missouri 20
12-22-79	Tangerine Bowl	34	Wake Forest 10
1-1-83	Orange Bowl	20	Nebraska 21
1-1-85	Sugar Bowl	10	Nebraska 28
12-27-85	Liberty Bowl	7	Baylor 21
1-1-87	Sugar Bowl	15	Nebraska 30
12-31-87	Gator Bowl	30	South Carolina 13
1-2-89	Hall of Fame Bowl	10	Syracuse 23
12-29-95	Independence Bowl	45	Michigan State 20
12-28-96	Peach Bowl	10	Clemson 7
12-28-97	Independence Bowl	27	Notre Dame 9
12-29-2000	Peach Bowl	28	Georgia Tech 14
1-1-02	Sugar Bowl	47	Illinois 34
1-1-03	Cotton Bowl	20	Texas 35
1-4-04	Sugar Bowl	21	Oklahoma 14
1-1-05	Capital One Bowl	25	Iowa 30
1-30-05	Chick-fil-A Bowl	40	Miami (Fla.) 3
1-3-07	Sugar Bowl	41	Notre Dame 14
1-7-08	BCS Championship	38	Ohio State 24
12-31-08	Chick-fil-A Bowl	38	Georgia Tech 3
1-1-10	Capital One Bowl	17	Penn State 19
1-7-11	Cotton Bowl	41	Texas A&M 24
1-9-12	BCS Championship	0	Alabama 21
12-31-12	Chick-fil-A Bowl	24	Clemson 25
1-1-14	Outback Bowl	21	Iowa 14
12-30-14	Music City Bowl	28	Notre Dame 31

OLE MISS

(Won 23, Lost 13)

1-1-36	Orange Bowl	19	Catholic U. 20
1-1-49	Delta Bowl	13	TCU 9
1-1-53	Sugar Bowl	7	Georgia Tech 24
1-1-55	Sugar Bowl	0	Navy 21
1-2-56	Cotton Bowl	14	TCU 13
1-1-58	Sugar Bowl	39	Texas 7
12-27-58	Gator Bowl	7	Florida 3
1-1-60	Sugar Bowl	21	LSU 0
1-2-61	Sugar Bowl	14	Rice 6
1-1-62	Cotton Bowl	7	Texas 12
1-1-63	Sugar Bowl	17	Arkansas 13
1-1-64	Sugar Bowl	7	Alabama 12
12-19-64	Bluebonnet Bowl	7	Tulsa 14
12-18-65	Liberty Bowl	13	Auburn 7
12-17-66	Bluebonnet Bowl	0	Texas 19
12-30-67	Sun Bowl	7	UTEP 14
12-14-68	Liberty Bowl	34	Virginia Tech 17

1-1-70	Sugar Bowl	27	Arkansas 22
1-2-71	Gator Bowl	28	Auburn 35
12-30-71	Peach Bowl	41	Georgia Tech 18
12-10-83	Independence Bowl	3	Air Force 9
12-20-86	Independence Bowl	20	Texas Tech 17
12-28-89	Liberty Bowl	42	Air Force 29
1-1-91	Gator Bowl	3	Michigan 35
12-31-92	Liberty Bowl	13	Air Force 0
12-26-97	Motor City Bowl	34	Marshall 31
12-31-98	Independence Bowl	35	Texas Tech 18
12-31-99	Independence Bowl	27	Oklahoma 25
12-28-2000	Music City Bowl	38	West Virginia 49
12-27-02	Independence Bowl	27	Nebraska 23
1-2-04	Cotton Bowl	31	Oklahoma State 28
1-1-09	Cotton Bowl	47	Texas Tech 34
1-2-10	Cotton Bowl	21	Oklahoma State 7
1-5-13	BBVA Compass Bowl	38	Pittsburgh 17
12-30-13	Music City Bowl	25	Georgia Tech 17
12-31-14	Chick-fil-A Peach Bowl	3	TCU 42

MISSISSIPPI STATE

(Won 10, Lost 8)

1-1-37	Orange Bowl	12	Duquesne 13
1-1-41	Orange Bowl	14	Georgetown 7
12-21-63	Liberty Bowl	16	N.C. State 12
12-28-74	Sun Bowl	26	North Carolina 24
12-27-80	Sun Bowl	17	Nebraska 31
12-31-81	Hall of Fame Bowl	10	Kansas 0
12-29-91	Liberty Bowl	15	Air Force 38
1-2-93	Peach Bowl	17	North Carolina 21
1-1-95	Peach Bowl	24	North Carolina State 28
1-1-99	Cotton Bowl	11	Texas 38
12-30-99	Peach Bowl	17	Clemson 7
12-31-2000	Independence Bowl	43	Texas A&M 41 [OT]
12-29-07	Liberty Bowl	10	Central Florida 3
1-1-11	Gator Bowl	52	Michigan 14
12-30-11	Music City Bowl	23	Wake Forest 17
1-1-13	Gator Bowl	20	Northwestern 34
12-31-13	Liberty Bowl	44	Rice 7
12-31-14	Orange Bowl	34	Georgia Tech 49

MISSOURI

(Won 2, Lost 0)

1-3-14	Cotton Bowl	41	Oklahoma State 31
1-1-15	Citrus Bowl	33	Minnesota 17

SOUTH CAROLINA

(Won 8, Lost 12)

1-1-46	Gator Bowl	14	Wake Forest 26
12-30-69	Peach Bowl	3	West Virgina 14
12-20-75	Tangerine Bowl	7	Miami (Ohio) 20
12-29-79	Hall of Fame Bowl	14	Missouri 24
12-29-80	Gator Bowl	9	Pittsburgh 37
12-28-84	Gator Bowl	14	Oklahoma State 21
12-31-87	Gator Bowl	13	LSU 30
12-28-88	Liberty Bowl	10	Indiana 34
12-30-94	Carquest Bowl	24	West Virginia 21
1-1-2001	Outback Bowl	24	Ohio State 7
1-1-02	Outback Bowl	31	Ohio State 28
1-30-05	Independence Bowl	31	Missouri 38
12-29-06	Liberty Bowl	44	Houston 36
1-1-09	Outback Bowl	10	Iowa 31
1-2-10	Papajohns.com Bowl	7	Connecticut 20
12-31-10	Chick-fil-A Bowl	17	Florida State 26
1-1-12	Capital One Bowl	30	Nebraska 13
1-1-13	Outback Bowl	33	Michigan 28
1-1-14	Capital One Bowl	34	Wisconsin 24
12-27-14	Independence Bowl	24	Miami 21

TENNESSEE

(Won 26, Lost 24)

12-5-31	New York Bowl*	13	NYU 0
1-1-39	Orange Bowl	17	Oklahoma 0
1-1-40	Rose Bowl	0	Southern Cal 14
1-1-41	Sugar Bowl	13	Boston College 19
1-1-43	Sugar Bowl	14	Tulsa 7
1-1-45	Rose Bowl	0	Southern Cal 25
1-1-47	Orange Bowl	0	Rice 8
1-1-51	Cotton Bowl	20	Texas 14
1-1-52	Sugar Bowl	13	Maryland 28
1-1-53	Cotton Bowl	0	Texas 16
1-1-57	Sugar Bowl	7	Baylor 13
12-28-57	Gator Bowl	3	Texas A&M 0
12-18-65	Bluebonnet Bowl	27	Tulsa 6
12-31-66	Gator Bowl	18	Syracuse 12
1-1-68	Orange Bowl	24	Oklahoma 26
1-1-69	Cotton Bowl	13	Texas 36
12-27-69	Gator Bowl	13	Florida 14
1-1-71	Sugar Bowl	34	Air Force 13
12-20-71	Liberty Bowl	14	Arkansas 13
12-30-72	Bluebonnet Bowl	24	LSU 17
12-29-73	Gator Bowl	19	Texas Tech 28
12-16-74	Liberty Bowl	7	Maryland 3
12-31-79	Bluebonnet Bowl	22	Purdue 27
12-13-81	Garden State Bowl	28	Wisconsin 21
12-31-82	Peach Bowl	22	Iowa 28
12-17-83	Citrus Bowl	30	Maryland 23
12-22-84	Sun Bowl	27	Maryland 28
1-1-86	Sugar Bowl	35	Miami 7
12-29-86	Liberty Bowl	21	Minnesota 14
1-2-88	Peach Bowl	27	Indiana 22
1-1-90	Cotton Bowl	31	Arkansas 27
1-1-91	Sugar Bowl	23	Virginia 22
1-1-92	Fiesta Bowl	17	Penn State 42
1-1-93	Hall of Fame Bowl	38	Boston College 23
1-1-94	Citrus Bowl	13	Penn State 31
12-30-94	Gator Bowl	45	Virginia Tech 23
1-1-96	Citrus Bowl	20	Ohio State 14
1-1-97	Citrus Bowl	48	Northwestern 28
1-2-98	Orange Bowl	17	Nebraska 42
1-4-99	Fiesta Bowl	23	Florida State 16
1-2-2000	Fiesta Bowl	21	Nebraska 31
1-1-2001	Cotton Bowl	21	Kansas State 35
1-1-02	Citrus Bowl	45	Michigan 17
12-31-02	Peach Bowl	3	Maryland 30
1-2-04	Peach Bowl	14	Clemson 27
1-1-05	Cotton Bowl	38	Texas A&M 7
1-1-07	Outback Bowl	10	Penn State 20
1-1-08	Outback Bowl	21	Wisconsin 17
12-31-10	Chick-fil-A Bowl	14	Virginia Tech 37
12-30-10	Music City Bowl	27	North Carolina 30 OT
1-2-15	Gator Bowl	45	Iowa 28

* not recognized by NCAA

TEXAS A&M

(Won 3, Lost 0)

1-4-13	Cotton Bowl	41	Oklahoma 13
12-31-13	Chick-fil-A Bowl	52	Duke 48
12-29-14	Liberty Bowl	45	West Virginia 37

VANDERBILT

(Won 4, Lost 2, Tied 1)

12-31-55	Gator Bowl	25	Auburn 13
12-28-74	Peach Bowl	6	Texas Tech 6
12-31-82	Hall of Fame Bowl	28	Air Force 36
12-31-09	Music City Bowl	16	Boston College 14
12-31-11	Liberty Bowl	24	Cincinnati 31
12-31-12	Music City Bowl	38	N.C. State 24
12-4-14	BBVA Compass Bowl	41	Houston 24

BOWL GAMES OF FORMER SEC MEMBERS

(Listed by Schools)

GEORGIA TECH

(Won 10, Lost 5)

1-1-40	Orange Bowl	21	Missouri 7
1-1-43	Cotton Bowl	7	Texas 14
1-1-44	Sugar Bowl	20	Tulsa 18
1-1-45	Orange Bowl	12	Tulsa 26
1-1-47	Oil Bowl	41	St. Mary's 19
1-1-48	Orange Bowl	20	Kansas 14
1-1-52	Orange Bowl	17	Baylor 14
1-1-53	Sugar Bowl	24	Ole Miss 7
1-1-54	Sugar Bowl	42	West Virginia 19
1-1-55	Cotton Bowl	14	Arkansas 6
1-2-56	Sugar Bowl	7	Pittsburgh 0
12-29-56	Gator Bowl	21	Pittsburgh 14
1-2-60	Gator Bowl	7	Arkansas 14
12-30-61	Gator Bowl	15	Penn State 30
12-22-62	Bluebonnet Bowl	10	Missouri 14

TULANE

(Won 1, Lost 1)

1-1-35	Sugar Bowl	20	Temple 14
1-1-40	Sugar Bowl	13	Texas A&M 14

SEC BOWL RECORDS

TEAM

TOTAL OFFENSE

MOST PLAYS

97 . . . . . LSU vs. Illinois (2002 Sugar)
95 . . . . . Georgia vs. Virginia (1995 Peach)
95 . . . . . LSU vs. Texas (2003 Cotton)

MOST PLAYS, BOTH TEAMS

187 . . . . . Missouri (91) vs. Oklahoma State (96) (2014 Cotton)
171 . . . . . Auburn (82) vs. Arizona (89) (1968 Sun)
169 . . . . . Tennessee (77) vs. Purdue (92) (1979 Bluebonnet)

MOST YARDS

659 . . . . . Florida vs. Maryland (2002 Orange)
659 . . . . . Florida vs. Cincinnati (2010 Sugar)
633 . . . . . Texas A&M vs. Oklahoma (2013 Cotton)

MOST YARDS, BOTH TEAMS

1,202. . . . . Texas A&M (541) vs. Duke (661) (2013 Chick-fil-A)
1,182. . . . . Mississippi State (605) vs. Georgia Tech (577) (2014 Orange)
1,048. . . . . Ole Miss (333) vs. Michigan (715) (1991 Gator)

HIGHEST AVERAGE PER PLAY

9.6 (66-633) . . . . . Texas A&M vs. Oklahoma (2013 Cotton)
9.4 (70-659) . . . . . Florida vs. Cincinnati (2010 Sugar)
8.9 (74-659) . . . . . Florida vs. Maryland (2002 Orange)
8.4 (52-436) . . . . . LSU vs. Notre Dame (2014 Music City)
8.3 (71-589) . . . . . Georgia vs. Nebraska (2013 Capital One)

RUSHING

MOST ATTEMPTS

68 . . . . . Mississippi State vs. North Carolina (1974 Sun)

MOST ATTEMPTS, BOTH TEAMS

#122. . . . . Mississippi State (68) vs. North Carolina (54) (1974 Sun)
116 . . . . . Alabama (46) vs. Colorado (70) (1969 Liberty)
113 . . . . . Auburn (42) vs. Missouri (71) (1973 Sun)

MOST NET YARDS

455 . . . . . Mississippi State vs. North Carolina (1974 Sun)
423 . . . . . Auburn vs. Baylor (1954 Gator)

MOST NET YARDS, BOTH TEAMS

732 . . . . . Mississippi State (455) vs. North Carolina (277) (1974 Sun)
681 . . . . . Tennessee (320) vs. Arkansas (361) (1990 Cotton)
628 . . . . . Alabama (155) vs. Colorado (473) (1969 Liberty)

HIGHEST RUSHING AVERAGE

10.5 (31-326) . . . . . Texas A&M vs. Oklahoma (2013 Cotton)

PASSING

MOST ATTEMPTS

59 . . . . . Georgia vs. Virginia (1995 Peach)
58 . . . . . Florida vs. Notre Dame (1992 Sugar)
56 . . . . . Tennessee vs. Clemson (2004 Peach

MOST ATTEMPTS, BOTH TEAMS

111 . . . . . Auburn (33) vs. Northwestern (78) (OT) (2010 Outback)
101 . . . . . Missouri (44) vs. Oklahoma State (57) (2014 Cotton)
100 . . . . . Kentucky (50) vs. Florida State (50) (2007 Music City)

MOST COMPLETIONS

38 . . . . . Vanderbilt vs. Air Force (1982 Hall of Fame)
33 . . . . . Alabama vs. Army (1988 John Hancock)
33 . . . . . Florida vs. Maryland (2002 Orange)
33 . . . . . Mississippi State vs. Georgia Tech (2014 Orange)

MOST COMPLETIONS, BOTH TEAMS

67 . . . . . Auburn (20) vs. Northwestern (47) (OT) (2010 Outback)
59 . . . . . Texas A&M (30) vs. Duke (29) (2013 Chick-fil-A)
58 . . . . . Florida (31) vs. Cincinnati (27) (2010 Sugar)
58 . . . . . Texas A&M (23) vs. Oklahoma (35) (2013 Cotton)

MOST YARDS

482 . . . . . Florida vs. Cincinnati (2010 Sugar)
456 . . . . . Florida vs. Maryland (2002 Orange)
453 . . . . . Mississippi State vs. Georgia Tech (2014 Orange)

MOST YARDS, BOTH TEAMS

809 . . . . . Texas A&M (382) vs. Duke (427) (2013 Chick-fil-A)
774 . . . . . Florida (449) vs. Florida State (325) (1995 Sugar)
767 . . . . . Auburn (235) vs. Northwestern (532) (2010 Outback)

HIGHEST COMPLETION PERCENTAGE

.900 (9-10) . . . . . Ole Miss vs. Air Force (1992 Liberty)
.897 (26-29) . . . . . Georgia vs. Wisconsin (1998 Outback)
.885 (23-26) . . . . . South Carolina vs. Wisconsin (2014 Capital One)

SCORING

MOST TOUCHDOWNS

9 . . . . . Alabama vs. Syracuse (1953 Orange)
8 . . . . . Florida vs. Maryland (2002 Orange)
7 . . . . . LSU vs. Illinois (2002 Sugar)
7 . . . . . Florida vs. Cincinnati (2010 Sugar)

MOST TOUCHDOWNS, BOTH TEAMS

12 . . . . . Texas A&M (6) vs. Duke (6) (2013 Chick-fil-A)
12 . . . . . LSU (7) vs. Illinois (5) (2002 Sugar)
11 . . . . . Mississippi State (4) vs. Georgia Tech (7) (2014 Orange)
11 . . . . . Florida (8) vs. Maryland (3) (2002 Orange)
11 . . . . . Ole Miss (4) vs. West Virginia (7) (2000 Music City)
11 . . . . . Florida (3) vs. Nebraska (8) (1996 Fiesta)

MOST FIELD GOALS

#5 . . . . . Mississippi State vs. N.C. State (1995 Peach)
#5 . . . . . Florida vs. Notre Dame (1992 Sugar)
#5 . . . . . Alabama vs. LSU (2012 BCS Championship)
4 . . . . . Georgia vs. Nebraksa (2014 Gator)
4 . . . . . Alabama vs. Ole Miss (1964 Sugar)
4 . . . . . Georgia vs. Florida State (2003 Sugar)
4 . . . . . LSU vs. Miami, Fla. (2006 Peach)

MOST FIELD GOALS, BOTH TEAMS

#7 . . . . . Mississippi State (5) vs. N.C. State (2) (1995 Peach)
6 . . . . . Florida (5) vs. Notre Dame (1) (1992 Sugar)
6 . . . . . Auburn (3) vs. Syracuse (3) (1988 Sugar)
6 . . . . . Tennessee (1) vs. Maryland (5) (1983 Citrus)

MOST POINTS SCORED

61 . . . . . Alabama vs. Syracuse (1953 Orange)
56 . . . . . Florida vs. Maryland (2002 Orange)
52 . . . . . Texas A&M vs. Duke (2013 Chick-fil-A)
52 . . . . . Florida vs. Florida State (1997 Sugar)

MOST POINTS SCORED, BOTH TEAMS

100 . . . . . Texas A&M (52) vs. Duke (48) (2013 Chick-fil-A)
87 . . . . . Ole Miss (38) vs. West Virginia (49) (2000 Music City)
86 . . . . . Florida (24) vs. Nebraska (62) (1996 Fiesta)

MISCELLANEOUS RECORDS

MOST FIRST DOWNS

33 . . . . . Mississippi State vs. Georgia Tech (2014 Orange)
32 . . . . . LSU vs. Illinois (2002 Sugar)
32 . . . . . Tennessee vs. Texas A&M (2005 Cotton)

MOST PUNTS

16 . . . . . Alabama vs. Texas A&M (1942 Cotton)
15 . . . . . Tennessee vs. Rice (1947 Orange)
14 . . . . . LSU vs. Santa Clara (1938 Sugar)

HIGHEST PUNTING AVERAGE

55.0 (7-385) . . . . . Alabama vs. Ohio State (2015 Sugar)
52.3 (6-314) . . . . . Tennessee vs. Nebraska (1998 Orange)
50.0 (5-250) . . . . . Mississippi State vs. Nebraska (1980 Sun)

MOST FUMBLES

#11 . . . . . Ole Miss vs. Alabama (1964 Sugar)
7 . . . . . Five Times

MOST FUMBLES LOST

#6 . . . . . Ole Miss vs. Alabama (1964 Sugar) (11 fumbles)
5 . . . . . Georgia vs. Stanford (1978 Bluebonnet) (6 fumbles)
5 . . . . . Auburn vs. Texas (1974 Gator) (7 fumbles)
5 . . . . . Georgia vs. Arkansas (1969 Sugar) (7 fumbles)
5 . . . . . Auburn vs. Vanderbilt (1955 Gator) (5 fumbles)

MOST PENALTIES

#21 . . . . . Mississippi State vs. Clemson (1999 Peach)
18 . . . . . Alabama vs. Michigan (2000 Orange)

MOST YARDS PENALIZED

188 . . . . . Mississippi State vs. Clemson (1999 Peach)
140 . . . . . Auburn vs. Northwestern (2010 Outback)
132 . . . . . Alabama vs. Michigan (2000 Orange)

FEWEST RUSHING YARDS ALLOWED

-48 . . . . . Alabama vs. Michigan State (28 attempts) (2011 Capital One)

LARGEST DEFICIT OVERCOME TO WIN

25 Georgia (28) vs. Purdue (25) (2000 Outback) (UGA trailed 25-0 in 2nd quarter)

SEC BOWL RECORDS

INDIVIDUAL

TOTAL OFFENSE

MOST PLAYS

68 - Hines Ward, Georgia vs. Virginia (1995 Peach)
67 - Casey Clausen, Tennessee vs. Clemson (2004 Peach)
66 - Dak Prescott, Mississippi State vs. Georgia Tech (2014 Orange)

MOST TOTAL YARDS

533 - Tim Tebow, Florida vs. Cincinnati (2010 Sugar)
516 - Johnny Manziel, Texas A&M vs. Oklahoma (2013 Cotton)
500 - Dak Prescott, Mississippi State vs. Georgia Tech (2014 Orange)

HIGHEST AVERAGE PER PLAY

15.2 - Travin Dural, LSU vs. Notre Dame (2014 Music City)
13.7 - Ricardo Louis, Auburn vs. Wisconsin (2015 Outback)
12.4 - Greg McElroy, Alabama vs. Michigan State (2011 Capital One)

MOST TOUCHDOWNS RESPONSIBLE FOR

5 - Kyle Allen, Texas A&M vs. West Virginia (2014 Liberty)
5 - Johnny Manziel, Texas A&M vs. Duke (2013 Chick-fil-A)
5 - Dak Prescott, Mississippi State vs. Rice (2013 Liberty)
5 – Aaron Murray, Georgia vs. Nebraska (2013 Capital One)
5 - Casey Clausen, Tennessee vs. Michigan (2002 Citrus)

RUSHING

MOST ATTEMPTS

43 - Fred Taylor, Florida vs. Penn State (1998 Citrus)
39 - Errict Rhett, Florida vs. N.C. State (1992 Gator)
37 - Ronnie Brown, Auburn vs. Penn State (2003 Capital One)

MOST NET YARDS

266 - Nick Chubb, Georgia vs. Louisville (2014 Belk)
250 - Chuck Webb, Tennessee vs. Arkansas (1990 Cotton)
234 - Kevin Faulk, LSU vs. Michigan State (1995 Independence)
234 - Fred Taylor, Florida vs. Penn State (1998 Citrus)

HIGHEST AVERAGE PER RUSH

16.0 - I'Tavius Mathers, Ole Miss vs. Pitt (2013 BBVA Compass) [6 for 96]
15.2 - Travin Dural, LSU vs. Notre Dame (2014 Music City) [4 for 61]
13.7 - Ricardo Louis, Auburn vs. Wisconsin (2015 Outback) [3 for 41]

MOST RUSHING TOUCHDOWNS

4 - Domanick Davis, LSU vs. Illinois (2002 Sugar)

ALL-PURPOSE RUSHING YARDS

#359 - Sherman Williams, Alabama vs. Ohio State (1995 Citrus)
267 - Jameon Lewis, Mississippi State vs. Rice (2013 Liberty)
266 - Nick Chubb, Georgia vs. Louisville (2014 Belk)

PASSING

MOST ATTEMPTS

59 - Hines Ward, Georgia vs. Virginia (1995 Peach)
58 - Shane Matthews, Florida vs. Notre Dame (1992 Sugar)
55 - Casey Clausen, Tennessee vs. Clemson (2004 Peach)

MOST COMPLETIONS

38 - Whit Taylor, Vanderbilt vs. Air Force (1982 Hall of Fame)
33 - David Smith, Alabama vs. Army (1988 Sun)
33 - Dak Prescott, Mississippi State vs. Georgia Tech (2014 Orange)

MOST CONSECUTIVE COMPLETIONS

#19 - Mike Bobo, Georgia vs. Wisconsin (1998 Outback)
13 - Jeff Francis, Tennessee vs. Indiana (1988 Peach)
12 - Tim Tebow, Florida vs. Cincinnati (2010 Sugar)

MOST NET YARDS

482 - Tim Tebow, Florida vs. Cincinnati (2010 Sugar)
453 - Dak Prescott, Mississippi State vs. Georgia Tech (2014 Orange)
452 - Whit Taylor, Vanderbilt vs. Air Force (1982 Hall of Fame)

MOST TOUCHDOWN PASSES THROWN

5 - Aaron Murray, Georgia vs. Nebraska (2013 Capital One)
4 - Peyton Manning, Tennessee vs. Northwestern (1997 Citrus)
4 - Rex Grossman, Florida vs. Maryland (2002 Orange)
4 - Kyle Allen, Texas A&M vs. West Virginia (2014 Liberty)

HIGHEST COMPLETION PERCENTAGE

#.929 (26-28) - Mike Bobo, Georgia vs. Wisconsin (1998 Outback)
.886 (31-35) - Tim Tebow, Florida vs. Cincinnati (2010 Sugar)
.880 (22-25) - Connor Shaw, South Carolina vs. Wisconsin (2014 Capital One)

RECEIVING

MOST RECEPTIONS

#20 - Norman Jordan, Vanderbilt vs. Air Force (1982 Hall of Fame)
14 - Josh Reed, LSU vs. Illinois (2002 Sugar)
12 - Hines Ward, Georgia vs. Wisconsin (1998 Outback)
12 - Darvin Adams, Auburn vs. Northwestern (2010 Outback)

MOST YARDS

239 - Josh Reed, LSU vs. Illinois (2002 Sugar)
220 - Jameon Lewis, Mississippi State vs. Rice (2013 Liberty)
205 – Tavarres King, Georgia vs. Michigan State (2012 Outback)
199 - Peerless Price, Tennessee vs. Florida State (1999 Fiesta)
196 - Anthony Hancock, Tennessee vs. Wisconsin (1981 Garden State)

HIGHEST AVERAGE PER RECEPTION

68.0 (2-136) - Chris Conley, Georgia vs. Nebraska (2013 Capital One)
49.8 (4-199) - Peerless Price, Tennessee vs. Florida State (1999 Fiesta)
39.7 (3-119) - Ike Hilliard, Florida vs. Florida State (1995 Sugar)

MOST TD RECEPTIONS

3 - Five Times [Most Recent: Travis Taylor, Florida vs. Michigan State, 2000 Citrus]

SCORING

MOST POINTS

24 - Domanick Davis, LSU vs. Illinois (2002 Sugar)
19 - Bobby Luna, Alabama vs. Syracuse (1953 Orange)
18 - by several players

MOST TOUCHDOWNS

4 - Domanick Davis, LSU vs. Illinois (2002 Sugar)

KICKING

MOST FIELD GOALS MADE

#5 - Tim Rogers, Mississippi State vs. N.C. State (1995 Peach)
#5 - Arden Czyzewski, Florida vs. Notre Dame (1992 Sugar)
#5 - Jeremy Shelley, Alabama vs. LSU (2012 BCS Championship)
4 - Marshall Morgan, Georgia vs. Nebraska (2014 Gator)
4 - Billy Bennett, Georgia vs. Florida State (2003 Sugar)
4 - Kanon Parkman, Georgia vs. Virginia (1995 Peach)
4 - Tim Davis, Alabama vs. Ole Miss (1964 Sugar)

MOST POINTS BY A KICKER

16 - Tim Rogers, Mississippi State vs. N.C. State (1995 Peach) [5 FG, 1 PAT]
16 - Arden Czyzewski, Florida vs. Notre Dame (1992 Sugar) [5 FG, 1 PAT]
15 - Jeremy Shelley, Alabama vs. LSU (2012 BCS Championship) [5 FGs]

PUNTING

HIGHEST AVERAGE PER PUNT

55.0 - JK Scott (Alabama) vs. Ohio State (2015 Sugar) [7-385]
52.3 - Chris Hogue, Tennessee vs. Nebraska (1998 Orange) [6-314]
50.0 - Dana Moore, Mississippi State vs. Nebraska (1980 Sun) [5-250]
49.3 - Damon Duval, Auburn vs. North Carolina (2001 Peach) [9-444]
49.2 – Brian Mimbs, Georgia vs. Michigan State (2009 Capital One) {4-197}
49.2 - Cody Mandell, Alabama vs. Notre Dame (2013 BCS NCG) [4-197]

RETURN YARDAGE

MOST KICKOFF RETURN YARDS

146 - Sherman Williams, Alabama vs. Miami (1993 Sugar)
132 - Dale Carter, Tennessee vs. Penn State (1992 Fiesta)

MOST PUNT RETURN YARDS

108 - Freddie Milons, Alabama vs. Michigan (2000 Orange)
106 - Marshay Green, Ole Miss vs. Oklahoma State (2010 Cotton)
95 - Sherman Williams, Alabama vs. Miami (1993 Sugar)

DEFENSE

MOST INTERCEPTIONS

3 - Bud McClinton, Auburn vs. Arizona (1968 Sun)
3 - Tommy Luke, Ole Miss vs. Texas (1966 Bluebonnet)
3 - Ray Brown, Ole Miss vs. Texas (1958 Sugar)

MOST TOTAL TACKLES

#31 - Lee Roy Jordan, Alabama vs. Oklahoma (1963 Orange)
20 - Carl Zander, Tennessee vs. Maryland (1984 Sun)
19 - Kevin Minter, LSU vs. Clemson (2012 Chick-Fil-A)

MOST SACKS

4.5 - Reggie McKenzie, Tennessee vs. Maryland (1984 Sun)
3 - Dante Fowler, Florida vs. East Carolina (2015 Birmingham)
3 – Marcus Howard, Georgia vs. Hawaii (2008 Sugar)
3 - David Pollack, Georgia vs. Wisconsin (2005 Outback)
3 - Gabe Northern, LSU vs. Michigan State (1995 Independence)
3 - James Gilyard, LSU vs. Michigan State (1995 Independence)
3 - Ernie Barnes, Mississippi State vs. Kansas (1981 Hall of Fame)
3 - Kalimba Edwards, South Carolina vs. Ohio State (2001 Outback)
3 - Derrick Harvey, Florida vs. Ohio State (2007 BCS NCG)

MOST PASS DEFLECTIONS

4 - Five Players [Most Recent: Chris Cummings, LSU vs. Notre Dame, 1997 Independence]

ASSOCIATED PRESS FINAL RANKINGS

1936
2. LSU
4. Alabama
17. Tennessee

1937
4. Alabama
8. LSU

1938
2. Tennessee
13. Alabama

1939
2. Tennessee
5. Tulane
16. Georgia Tech

1940
4. Tennessee
9. Mississippi State

1941
14. Georgia
16. Mississippi State
17. Ole Miss
18. Tennessee
20. Alabama

1942
2. Georgia
5. Georgia Tech
7. Tennessee
10. Alabama
16. Auburn
18. Mississippi State

1943
13. Georgia Tech

1944
12. Tennessee
13. Georgia Tech

1945
2. Alabama
14. Tennessee
15. LSU
18. Georgia

1946
3. Georgia
7. Tennessee
8. LSU

1947
6. Alabama
10. Georgia Tech
13. Ole Miss

1948
8. Georgia
12. Vanderbilt
15. Ole Miss

1949
9. LSU
11. Kentucky
17. Tennessee

1950
4. Tennessee
7. Kentucky
16. Alabama
20. Tulane

1951
1. Tennessee
5. Georgia Tech
15. Kentucky

1952
2. Georgia Tech
7. Ole Miss
8. Tennessee
9. Alabama
15. Florida
20. Kentucky

1953
8. Georgia Tech
13. Alabama
16. Kentucky
17. Auburn

1954
6. Ole Miss
13. Auburn

1955
7. Georgia Tech
8. Auburn
10. Ole Miss

1956
2. Tennessee
4. Georgia Tech

1957
1. Auburn
7. Ole Miss
13. Tennessee
14. Mississippi State
17. Florida

1958
1. LSU
4. Auburn
11. Ole Miss
14. Florida

1959
2. Ole Miss
3. LSU
5. Georgia
10. Alabama
19. Florida

1960
2. Ole Miss
9. Alabama
13. Auburn
18. Florida

1961
1. Alabama
4. LSU
5. Ole Miss
13. Georgia Tech

1962
3. Ole Miss
5. Alabama
7. LSU

1963
5. Auburn
7. Ole Miss
8. Alabama

1964
1. Alabama
7. LSU

1965
1. Alabama
7. Tennessee
8. LSU

1966
3. Alabama
4. Georgia

1967
2. Tennessee
8. Alabama

1968
8. Georgia
13. Tennessee
16. Auburn
17. Alabama
19. LSU

1969
8. Ole Miss
10. LSU
14. Florida
15. Tennessee
20. Auburn

1970
4. Tennessee
7. LSU
10. Auburn
20. Ole Miss

1971
4. Alabama
7. Georgia
9. Tennessee
11. LSU
12. Auburn
15. Ole Miss

1972
5. Auburn
7. Alabama
8. Tennessee
11. LSU

1973
4. Alabama
13. LSU
19. Tennessee

1974
5. Alabama
8. Auburn
15. Florida
17. Mississippi State
20. Tennessee

1975
3. Alabama
19. Georgia

1976
10. Georgia
11. Alabama
18. Kentucky
20. Mississippi State

1977
2. Alabama
6. Kentucky

POLLS

ALABAMA • ARKANSAS • AUBURN • FLORIDA • GEORGIA • KENTUCKY • LSU • OLE MISS

1978
1. Alabama
16. Georgia

1979
1. Alabama
16. Auburn

1980
1. Georgia
6. Alabama
19. Miss. State

1981
6. Georgia
7. Alabama

1982
4. Georgia
11. LSU
14. Auburn

1983
3. Auburn
4. Georgia
6. Florida
15. Alabama

1984
3. Florida
14. Auburn
15. LSU
19. Kentucky

1985
4. Tennessee
5. Florida
13. Alabama
20. LSU

1986
6. Auburn
9. Alabama
10. LSU

1987
5. LSU
7. Auburn
13. Georgia
14. Tennessee

1988
8. Auburn
15. Georgia
17. Alabama
19. LSU

1989
5. Tennessee
6. Auburn
9. Alabama

1990
8. Tennessee
13. Florida
19. Auburn
21. Ole Miss

1991
5. Alabama
7. Florida
14. Tennessee
17. Georgia

1992
1. Alabama
8. Georgia
10. Florida
12. Tennessee
16. Ole Miss
23. Mississippi State

1993
4. Auburn
5. Florida
12. Tennessee
14. Alabama

1994
5. Alabama
7. Florida
9. Auburn
22. Tennessee
24. Mississippi State

1995
2. Florida
3. Tennessee
21. Alabama
22. Auburn

1996
1. Florida
9. Tennessee
11. Alabama
12. LSU
24. Auburn

1997
4. Florida
7. Tennessee
10. Georgia
11. Auburn
13. LSU
22. Ole Miss

1998
1. Tennessee
5. Florida
14. Georgia
16. Arkansas

1999
8. Alabama
9. Tennessee
12. Florida
13. Mississippi State
16. Georgia
17. Arkansas
22. Ole Miss

2000
10. Florida
18. Auburn
19. South Carolina
20. Georgia
22. LSU
24. Mississippi State

2001
3. Florida
4. Tennessee
7. LSU
13. South Carolina
22. Georgia

2002
3. Georgia
11. Alabama
14. Auburn

2003
2. LSU
7. Georgia
13. Ole Miss
15. Tennessee
24. Florida

2004
2. Auburn
7. Georgia
13. Tennessee
16. LSU

2005
6. LSU
8. Alabama
10. Georgia
12. Florida
14. Auburn

2006
1. Florida
3. LSU
9. Auburn
15. Arkansas
23. Georgia
25. Tennessee

2007
1. LSU
2. Georgia
12. Tennessee
13. Florida
15. Auburn

2008
1. Florida
6. Alabama
13. Georgia
14. Ole Miss

2009
1. Alabama
3. Florida
17. LSU
20. Ole Miss

2010
1. Auburn
8. LSU
10. Alabama
12. Arkansas
15. Mississippi State
22. South Carolina

2011
1. Alabama
2. LSU
5. Arkansas
9. South Carolina
19. Georgia

2012
1. Alabama
5. Georgia
5. Texas A&M
8. South Carolina
9. Florida
14. LSU
23. Vanderbilt

2013
2. Auburn
4. South Carolina
5. Missouri
7. Alabama
14. LSU
18. Texas A&M
24. Vanderbilt

2014
4. Alabama
9. Georgia
11. Mississippi State
14. Missouri
17. Ole Miss
22. Auburn

SEC TEAMS RANKED NO. 1

(Week By Week AP Poll)

1939
Oct. 24 . . . . . Tennessee
Oct. 31 . . . . . Tennessee
Nov. 7 . . . . . Tennessee
Nov. 14 . . . . . Tennessee

1942
Nov. 3 . . . . . Georgia
Nov. 10 . . . . . Georgia
Nov. 17 . . . . . Georgia

1951
Oct. 23 . . . . . Tennessee
Oct. 30 . . . . . Tennessee
Nov. 6 . . . . . Tennessee
Nov. 20 . . . . . Tennessee
Nov. 27 . . . . . Tennessee
Dec. 4 . . . . . Tennessee
National Champ. . . . Tennessee

1956
Nov. 13 . . . . . Tennessee

1957
Nov. 26 . . . . . Auburn
Dec. 3 . . . . . Auburn
National Champ. . . . . Auburn

1958
Oct. 7 . . . . . Auburn
Oct. 28 . . . . . LSU
Nov. 4 . . . . . LSU
Nov. 11 . . . . . LSU
Nov. 18 . . . . . LSU
Nov. 25 . . . . . LSU
Dec. 2 . . . . . LSU
National Champ. . . . . LSU

1959
Sept. 22 . . . . . LSU
Sept. 29 . . . . . LSU
Oct. 6 . . . . . LSU
Oct. 13 . . . . . LSU
Oct. 20 . . . . . LSU
Oct. 27 . . . . . LSU
Nov. 3 . . . . . LSU

1960
Sept. 20 . . . . . Ole Miss
Sept. 27 . . . . . Ole Miss
Oct. 11 . . . . . Ole Miss

1961
Oct. 10 . . . . . Ole Miss
Nov. 21 . . . . . Alabama
Nov. 28 . . . . . Alabama
Nov. 5 . . . . . Alabama
National Champ. . . . Alabama

1962
Sept. 25 . . . . . Alabama
Oct. 9 . . . . . Alabama
Nov. 13 . . . . . Alabama

1964
Dec. 1 . . . . . Alabama
National Champ. . . . Alabama

1965
Dec. 4 . . . . . Alabama
National Champ. . . . Alabama

1973
Nov. 27 . . . . . Alabama
Dec. 4 . . . . . Alabama

1978
Sept. 12 . . . . . Alabama
Sept. 19 . . . . . Alabama
Dec. 4 . . . . . Alabama
National Champ. . . . Alabama

1979
Oct. 16 . . . . . Alabama
Oct. 23 . . . . . Alabama
Oct. 30 . . . . . Alabama
Nov. 6 . . . . . Alabama
Nov. 13 . . . . . Alabama
Nov. 20 . . . . . Alabama
Nov. 27 . . . . . Alabama
Dec. 3 . . . . . Alabama
National Champ. . . . Alabama

1980
Sept. 16 . . . . . Alabama
Sept. 23 . . . . . Alabama
Sept. 30 . . . . . Alabama
Oct. 7 . . . . . Alabama
Oct. 14 . . . . . Alabama
Oct. 21 . . . . . Alabama
Oct. 28 . . . . . Alabama
Nov. 11 . . . . . Georgia
Nov. 18 . . . . . Georgia
Nov. 25 . . . . . Georgia
Dec. 2 . . . . . Georgia
Dec. 9 . . . . . Georgia
National Champ. . . . . Georgia

1982
Nov. 9 . . . . . Georgia
Nov. 16 . . . . . Georgia
Nov. 23 . . . . . Georgia
Nov. 30 . . . . . Georgia
Dec. 7 . . . . . Georgia

1985
Sept. 10 . . . . . Auburn
Sept. 17 . . . . . Auburn
Sept. 24 . . . . . Auburn
Nov. 5 . . . . . Florida

1992
National Champ – Alabama

1994
Preseason. . . . . Florida
Sept. 11 . . . . . Florida
Sept. 18 . . . . . Florida
Sept. 26 . . . . . Florida
Oct. 3 . . . . . Florida
Oct. 10 . . . . . Florida

NOTE: Arkansas was No. 1 in AP Poll of the week of Oct. 19, 1965.

1996
Sept. 23 . . . . . Florida
Sept. 30 . . . . . Florida
Oct. 6 . . . . . Florida
Oct. 13 . . . . . Florida
Oct. 20 . . . . . Florida
Oct. 27 . . . . . Florida
Nov. 4 . . . . . Florida
Nov. 11 . . . . . Florida
Nov. 18 . . . . . Florida
Nov. 25 . . . . . Florida
Jan. 3 . . . . . Florida
National Champ. . . . . Florida

1997
Sept. 21 . . . . . Florida
Sept. 28 . . . . . Florida
Oct. 5 . . . . . Florida

1998
Nov. 8 . . . . . Tennessee
Nov. 15. . . . . Tennessee
Nov. 22 . . . . . Tennessee
Nov. 29 . . . . . Tennessee
Dec. 6 . . . . . Tennessee
Jan. 5 . . . . . Tennessee
National Champ. . . . Tennessee

2001
Preseason. . . . . Florida
Oct. 7 . . . . . Florida

2006
National Champ. . . . . Florida

2007
Oct. 1 . . . . . LSU
Oct. 8 . . . . . LSU
Nov. 12 . . . . . LSU
Nov. 19 . . . . . LSU
National Champ. . . . . LSU

2008
Nov. 2 . . . . . Alabama
Nov. 9 . . . . . Alabama
Nov. 16 . . . . . Alabama
Nov. 23 . . . . . Alabama
Nov. 30 . . . . . Alabama
Dec. 7 . . . . . Florida
National Champ. . . . . Florida

2009
Preseason. . . . . Florida
Sept. 8 . . . . . Florida
Sept. 13 . . . . . Florida
Sept. 20 . . . . . Florida
Sept. 27 . . . . . Florida
Oct. 4 . . . . . Florida
Oct. 11 . . . . . Florida
Oct. 18 . . . . . Alabama
Oct. 25 . . . . . Florida
Nov. 1 . . . . . Florida
Nov. 8 . . . . . Florida
Nov. 15 . . . . . Florida
Nov. 22 . . . . . Florida
Nov. 29 . . . . . Florida
Dec. 6 . . . . . Alabama
National Champ. . . . Alabama

2010
Preseason. . . . . Alabama
Sept. 6 . . . . . Alabama
Sept. 12 . . . . . Alabama
Sept. 19 . . . . . Alabama
Sept. 26 . . . . . Alabama
Oct. 3 . . . . . Alabama
Dec. 5 . . . . . Auburn
National Champ. . . . . Auburn

SEC TEAMS RANKED NO. 1 *(Continued)*

2011

Sept. 25	LSU
Oct. 2	LSU
Oct. 9	LSU
Oct. 16	LSU
Oct. 23	LSU
Oct. 30	LSU
Nov. 6	LSU
Nov. 13	LSU
Nov. 20	LSU
Nov. 27	LSU
Dec. 4	LSU
National Champ.	Alabama

2012

Sept. 4	Alabama
Sept. 10	Alabama
Sept. 17	Alabama
Sept. 24	Alabama
Oct. 1	Alabama
Oct. 8	Alabama
Oct. 15	Alabama
Oct. 22	Alabama
Oct. 29	Alabama
Nov. 5	Alabama
National Champ.	Alabama

2013

Preseason	Alabama
Sept. 1	Alabama
Sept. 8	Alabama
Sept. 15	Alabama
Sept. 22	Alabama
Sept. 29	Alabama
Oct. 6	Alabama
Oct. 13	Alabama
Oct. 20	Alabama
Oct. 27	Alabama
Nov. 3	Alabama
Nov. 10	Alabama
Nov. 17	Alabama
Nov. 24	Alabama

2014

Oct. 12	Mississippi State
Oct. 19	Mississippi State
Oct. 26	Mississippi State
Nov. 2	Mississippi State
Nov. 9	Mississippi State
Nov. 30	Alabama
Dec. 7	Alabama

UPI FINAL RANKINGS

1950

3. Tennessee
7. Kentucky
17. Alabama

1951

1. Tennessee
5. Georgia Tech
17. Kentucky

1952

2. Georgia Tech
7. Ole Miss
8. Tennessee
9. Alabama
20. Kentucky

1953

9. Georgia Tech
11. Alabama
15. Kentucky

1954

6. Ole Miss
11. Georgia Tech

1955

7. Georgia Tech
8. Auburn
9. Ole Miss

1956

2. Tennessee
4. Georgia Tech

1957

2. Auburn
8. Ole Miss
16. Tennessee

1958

1. LSU
4. Auburn
15. Florida

1959

2. Ole Miss
3. LSU
5. Georgia
13. Alabama
19. Auburn

1960

3. Ole Miss
10. Alabama
14. Auburn
16. Florida
19. Tennessee

1961

1. Alabama
3. LSU
5. Ole Miss
13. Georgia Tech

1962

3. Ole Miss
5. Alabama
8. LSU
11. Georgia Tech

1963

6. Auburn
7. Ole Miss
9. Alabama
11. Mississippi State

1964

1. Alabama
7. LSU
20. Ole Miss

1965

4. Alabama
7. Tennessee
12. Florida
14. LSU
15. Georgia
17. Ole Miss
18. Kentucky

1966

3. Alabama
4. Georgia
11. Florida
12. Ole Miss
14. Tennessee

1967

2. Tennessee
7. Alabama
18. Georgia

1968

4. Georgia
7. Tennessee
12. Alabama

1969

7. LSU
11. Tennessee
13. Ole Miss
15. Auburn
17. Florida

1970

4. Tennessee
6. LSU
9. Auburn

1971

2. Alabama
5. Auburn
8. Georgia
9. Tennessee
10. LSU
20. Ole Miss

1972

4. Alabama
7. Auburn
10. LSU
11. Tennessee

1973

1. Alabama
14. LSU
20. Florida

UPI FINAL RANKINGS *(Continued)*

1974
2. Alabama
6. Auburn
12. Florida
15. Tennessee
17. Mississippi State

1975
3. Alabama
19. Georgia

1976
9. Alabama
10. Georgia
20. Kentucky

1977
2. Alabama

1978
2. Alabama
15. Georgia

1979
1. Alabama

1980
1. Georgia
6. Alabama
19. Florida

1981
5. Georgia
6. Alabama
17. Mississippi State

1982
4. Georgia
11. LSU
14. Auburn
17. Alabama

1983
3. Auburn
4. Georgia
6. Florida
12. Alabama

1984
7. Florida
14. Auburn
16. LSU
19. Kentucky

1985
4. Tennessee
14. Alabama
20. LSU

1986
8. Auburn
9. Alabama
11. LSU

1987
5. LSU
7. Auburn
13. Tennessee
14. Georgia

1988
7. Auburn
15. Georgia
17. Alabama

1989
5. Tennessee
6. Auburn
7. Alabama

1990
7. Tennessee
19. Auburn
23. Ole Miss

1991
5. Alabama
7. Florida
14. Tennessee
20. Georgia

1992
1. Alabama
8. Georgia
10. Florida
12. Tennessee
16. Ole Miss
25. Mississippi State

1993
4. Florida
12. Tennessee
13. Alabama

1994
5. Alabama
7. Florida
18. Tennessee
25. Mississippi State

1995
2. Florida
3. Tennessee
21. Auburn
25. LSU

Note: The AFCA poll was conducted by USA Today/CNN beginning in 1991.

Beginning in 1991, the UPI Poll was decided by a vote of sportswriters. The UPI poll was discontinued prior to the 1996 season.

USA TODAY COACHES' FINAL RANKINGS

1982
4. Georgia
11. LSU
16. Auburn
22. Alabama
25. Florida

1983
2. Auburn
4. Georgia
9. Florida
13. Alabama
17. Tennessee

1984
3. Florida
15. Auburn
19. Kentucky
23. Georgia

1985
4. Tennessee
5. Florida
12. Alabama
20. Auburn
21. LSU
24. Georgia

1986
7. Auburn
9. Alabama
10. LSU
23. Georgia

1987
6. LSU
7. Auburn
13. Georgia
14. Tennessee
25. Alabama

1988
9. Auburn
16. Georgia
17. Alabama
22. LSU

1989
5. Tennessee
6. Auburn
9. Alabama

1990
7. Tennessee
13. Florida
19. Auburn
21. Ole Miss

1991
5. Alabama
8. Florida
15. Tennessee
19. Georgia

1992
1. Alabama
8. Georgia
11. Florida
12. Tennessee
16. Ole Miss

1993
4. Florida
11. Tennessee
13. Alabama

1994
4. Alabama
7. Florida
18. Tennessee
25. Mississippi State

1995
2. Tennessee
3. Florida
21. Auburn
25. LSU

1996
1. Florida
9. Tennessee
11. Alabama
13. LSU
25. Auburn

1997
6. Florida
8. Tennessee
10. Georgia
11. Auburn
13. LSU
22. Ole Miss

1998
1. Tennessee
6. Florida
14. Georgia
17. Arkansas

1999
8. Alabama
9. Tennessee
12. Mississippi State
14. Florida
16. Georgia
19. Arkansas
22. Ole Miss

2000
11. Florida
17. Georgia
20. Auburn
21. South Carolina
22. Mississippi State
25. Tennessee

2001
3. Florida
4. Tennessee
8. LSU
13. South Carolina
25. Georgia

2002
3. Georgia
16. Auburn
24. Florida

2003
1. LSU
6. Georgia
14. Ole Miss
16. Tennessee
25. Florida

2004
2. Auburn
6. Georgia
15. Tennessee
16. LSU
25. Florida

2005
5. LSU
8. Alabama
10. Georgia
14. Auburn
16. Florida

2006
1. Florida
3. LSU
8. Auburn
16. Arkansas
23. Tennessee

2007
1. LSU
3. Georgia
12. Tennessee
14. Auburn
16. Florida

2008
1. Florida
6. Alabama
10. Georgia
15. Ole Miss

2009
1. Alabama
3. Florida
17. LSU
21. Ole Miss

2010
1. Auburn
8. LSU
11. Alabama
12. Arkansas
17. Mississippi State
22. South Carolina

2011
1. Alabama
2. LSU
5. Arkansas
8. South Carolina
20. Georgia

2012
1. Alabama
4. Georgia
5. Texas A&M
7. South Carolina
10. Florida
12. LSU
20. Vanderbilt

2013
2. Auburn
4. South Carolina
5. Missouri
8. Alabama
14. LSU
18. Texas A&M
23. Vanderbilt

2014
4. Alabama
9. Georgia
11. Missouri
12. Mississippi State
19. Ole Miss
23. Auburn

PRIMARY SEC FOOTBALL CONTACTS

	ALABAMA Jeff Purinton, Associate AD/Football Communications FAX: (205) 348-8841 E-Mail: jpurinton@ia.ua.edu	**(205) 348-3631** P.O. Box 870391 Tuscaloosa, AL 35487-0391 Internet: http://www.rolltide.com
	ARKANSAS Patrick Pierson, Assistant AD/Communications FAX: (479) 575-7481 E-Mail: pspierso@uark.edu	**(479) 200-6877** Frank Broyles Center, P.O. Box 7777 Fayetteville, AR 72701 Internet: http://www.ArkansasRazorbacks.com
	AUBURN Shelly Poe, Assistant AD/Media Relations (slp0019@auburn.edu) Kirk Sampson, Associate AD/Communications (kirk@auburn.edu) FAX: (334) 844-9807	**(334) 844-9800** 392 S. Donahue Drive Auburn, AL 36849 Internet: http://www.auburntigers.com
	FLORIDA Steve McClain, Senior Associate AD/Communications FAX: (352) 375-4809 E-Mail: Stevem@gators.ufl.edu	**(352) 375-4683 ext. 6100** P.O. Box 14485 Gainesville, FL 32604-2485 Internet: http://www.gatorzone.com
	GEORGIA Claude Felton, Sr. Associate AD/Sports Communications FAX: (706) 542-9339 E-Mail: cfelton@sports.uga.edu	**(706) 542-1621** P.O. Box 1472 Athens, GA 30603-1472 Internet: http://www.georgiadogs.com
	KENTUCKY Tony Neely, Assistant AD/Media Relations FAX: (859) 323-4310 E-Mail: tneely@uky.edu	**(859) 257-3838** Joe Craft Center, 338 Lexington Avenue Lexington, KY 40506 Internet: http://www.UKathletics.com
	LSU Michael Bonnette, Associate AD/Sports Information FAX: (225) 578-1861 E-Mail: mbonnet@lsu.edu	**(225) 578-8226** LSU Athletic Administration Building Baton Rouge, LA 70803 Internet: http://www.LSUsports.net
	OLE MISS Kyle Campbell, Assistant AD/Media & Public Relations FAX: (662) 915-7006 E-Mail: kyle@olemiss.edu	**(662) 915-7522** 908 All-American Drive University, MS 38677 Internet: http://www.OleMissSports.com
	MISSISSIPPI STATE Bill Martin, Assistant AD/Media Relations FAX: (662) 325-2563 E-Mail: bmartin@athletics.msstate.edu	**(662) 325-0967** P.O. Box 5308 Mississippi State, MS 39762 Internet: http://www.hailstate.com
	MISSOURI Chad Moller, Associate AD/Communications FAX: (573) 882-4720 E-Mail: mollerc@missouri.edu	**(573) 882-0712** Hearnes Center; P.O. Box 677 Columbia, MO 65205 Internet: http://www.mutigers.com
	SOUTH CAROLINA Steve Fink, Assistant AD/Media Relations FAX: (803) 777-2967 E-Mail: finksc@mailbox.sc.edu	**(803) 777-7987** Rice Athletic Center, 1304 Heyward Street Columbia, SC 29208 Internet: http://www.gamecocksonline.com
	TENNESSEE Jason Yellin, Assistant AD/Media Relations FAX: (865) 974-1269 E-Mail: jyellin@utk.edu	**(865) 314-0273** Anderson Training Center, 1551 Lake Loudon Blvd. Knoxville, TN 37966 Internet: http://www.utsports.com
	TEXAS A&M Alan Cannon, Associate AD/Media Relations FAX: (979) 458-2273 E-Mail: acannon@athletics.tamu.edu	**(979) 845-5725** Texas A&M Athletics Department, 1228 TAMU College Station, TX 77843-1228 Internet: http://www.12thMan.com
	VANDERBILT Larry Leathers, Football Sports Information Director FAX: (615) 343-7064 E-Mail: larry.leathers@vanderbilt.edu	**(615) 343-6437** 2601 Jess Neely Drive Nashville, TN 37212 Internet: http://www.vucommodores.com
	SEC OFFICE Chuck Dunlap, Director/Communications (cdunlap@sec.org) Sean Cartell, Assistant Director (scartell@sec.org) FAX: (205) 458-3030	**(205) 458-3000** 2201 Arrington Blvd. North Birmingham, AL 35203-1103 Internet: http://www.SECsports.com

IT'S MORE THAN A STADIUM.



IT'S A STAGE.



The SEC Network is your front-row seat to the most storied conference in all of college athletics - with over 45 exclusive live football games and 24/7 coverage of all SEC sports.

TAKE IT ALL IN

SEC ESPN NETWORK

SECNETWORK.COM